

**SPECIFICATIONS**

<b>Holding Power</b>	1200 Lbs.
<b>Dual Voltage</b>	450 / 225 mA @ 12/24VDC
<b>Sensor</b>	Magnetic Bond Sensor and Door Position Sensor Standard
<b>Cable</b>	3 Ft. cable
<b>Finish</b>	Brushed stainless steel housing
<b>Conduit Fitting</b>	1/2" x 3/4"
<b>Dimensions</b>	8-11/16" L x 2-1/2" H x 1-5/8" D

MODEL	DESCRIPTION	
<b>1575U</b>	Single EMLock® with magnetic bond and door status sensors	<b>474.00</b>
<b>1576U</b>	Single EMLock® face drilled mounting with magnetic bond and door status sensors	<b>474.00</b>



1575-BK



1576-AB



1576-BK



1576-MP



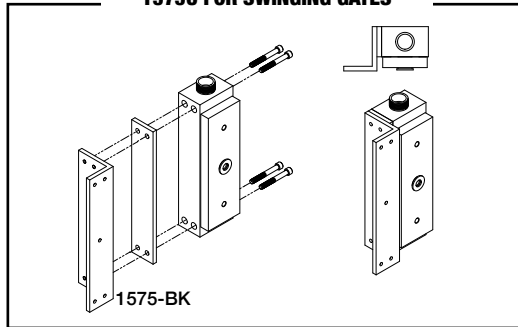
1576-ZB

**ACCESSORIES**

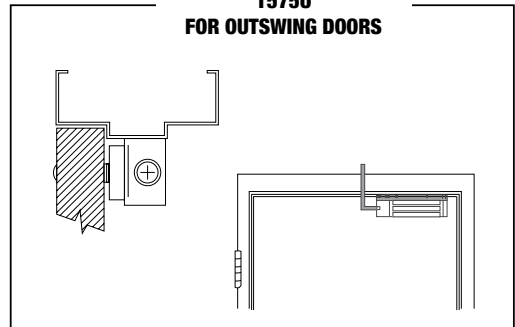
Add to List

MODEL	DESCRIPTION	
<b>For sliding gate applications</b>		
<b>1576-BK</b>	Mounting Bracket for 1576	<b>89.00</b>
<b>1576-AB</b>	Armature Mounting Bracket for 1576	<b>89.00</b>
<b>For swinging gate or top jamb door application</b>		
<b>1575-BK</b>	Mounting Bracket for 1575	<b>112.00</b>
<b>1576-MP</b>	Lock Mounting Plate for 1576	<b>61.00</b>
<b>1576-ZBV</b>	Lock Mounting Bracket for 1576 (Includes 1576-MP), 628 Finish Only	<b>177.00</b>

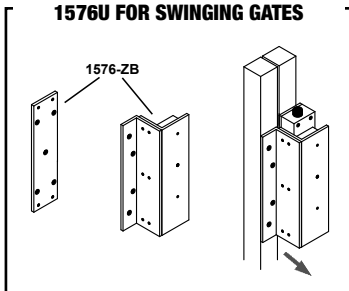
**1575U FOR SWINGING GATES**



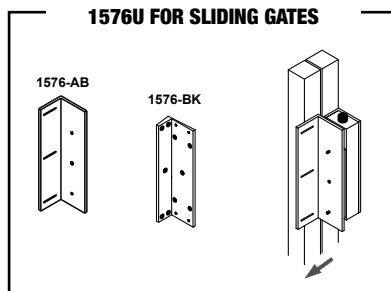
**1575U FOR OUTSWING DOORS**



**1576U FOR SWINGING GATES**



**1576U FOR SLIDING GATES**



**1576U TOP JAMB MOUNT FOR INSWING DOORS**

