

ASSA[®]

ASSA ABLOY



CLIQ[™], Maximum+ and Maximum+ Restricted
Security for the 21st Century



High Security & Access Control Locks
Product Catalog & Technical Specifications
Price List for April 1, 2019

ASSA[®]
ASSA ABLOY

ASSA ABLOY, the global leader
in door opening solutions

Maximum+
Maximum+
Restricted
Twin Maximum
CLIQ
Twin Exclusive
Twin V-10
Twin Pro

*Product Price List/Catalog
& Technical Specifications*

History General Information Standard Terms & Conditions of Sale Architectural Specifications	2-13
Electronic Access Control	14-16
Keys & Keying	17-20
Mortise Cylinders	21-28
Rim Cylinders	29-32
High Security Mogul Cylinders	33-36
Mortise & Rim Interchangeable Core Cylinders	37-40
Key-in-Knob Cylinders Key-in-Lever Cylinders	41-47
Deadbolts	48-51
Auxiliary Locks	52-64
Padlocks	65-71
Profile Cylinders	72-76
Pin Kits Tools Accessories	77-85
Care & Maintenance	86
Technical Specifications Finishes	87-109



Jerry Burhans
Vice President of Sales & Business Development
ASSA, Inc.

1-800-235-7482
Jerry.Burhans@assaabloy.com
www.assalock.com

In Canada: 1-800-461-3007
www.assaabloydss.ca

Maximum+

Maximum+
Restricted

Twin Maximum

CLIQ

Twin Exclusive

Twin V-10

Twin Pro

*Product Price List/Catalog
& Technical Specifications*

ASSA was established in 1881 by the blacksmith August Stenman after buying a small hinge manufacturer in the town of Eskilstuna, Sweden. One day his wife embroidered a pillow slip with his name forwards and backwards – “August Stenman, Stenman August,” and so ASSA became the name of the new company. By 1939, ASSA had produced its first cylinder lock and delivered its first 5-pin cylinder master key system seven years later. In 1959, ASSA introduced its first registered key systems with key control. In 1981, ASSA celebrated its 100th anniversary as a company with the release of the ASSA Twin 6000 system, a new cylinder concept utilizing the dual locking mechanisms of today’s ASSA High Security cylinders.

In 1984 ASSA entered the North American market by establishing ASSA, Inc. in Naperville, IL as a marketing arm of ASSA AB in Sweden. ASSA, Inc. was a full line manufacturer of mortise locks, padlocks, auxiliary locks, and high security key systems. Starting in 1992, ASSA, Inc. shifted its sales direction from independent dealer sales to institutional, industrial, and government sales and began focusing its product offering on the retrofit and replacement high security cylinder segment. With the introduction of its new master keying capabilities ASSA became the logical choice for institutions around the United States and Canada offering patent protected, unique geographically exclusive keyways for ASSA authorized security centers and end users.

In 1994 ASSA, Inc. became part of the ASSA ABLOY Group which was formed through the merger of ASSA AB in Sweden and Abloy Oy in Finland. Headquartered in Stockholm, ASSA ABLOY has grown from a regional company into an international group with around 43,000 employees, sales of about \$7 billion and operations in over 70 countries. ASSA ABLOY offers a more complete range of door opening solutions than any other company on the market and remains dedicated to satisfying end-user needs for security, safety and convenience. In the fast-growing electromechanical security segment, the Group has a leading position in areas such as access control, identification technology, entrance automation and hotel security.

By 1996, ASSA had cemented several partnerships with detention equipment manufacturers gaining a significant presence in the corrections market both in North and South America. In 2000 ASSA, Inc. opened its doors to a new 5,000 square foot facility in New Haven, CT increasing its production capabilities with state of the art machinery and assembly equipment.

In 2001, ASSA launched the ASSA CLIQ, a technological platform for intelligent cylinders – the first joint development project in ASSA ABLOY. In the same year, ASSA ABLOY participates in the Volvo Ocean Race, dramatically increasing awareness of the company among millions worldwide.

Great advancements in electronics are a common theme in the first decade of the new century. Released in 2013, the ASSA CLIQ Remote system was developed with a focus on the customer’s remote security, administration and bottom line. The innovative ASSA CLIQ Remote is yet another example of why ASSA continues to be the world’s leader in high security and patented key control solutions.

High Security Key Control Programs

ASSA makes profile and sidebar combinations (keyway) available to locksmith/dealers, end users, wholesale distributors, and original equipment manufacturers (OEM) on a geographically exclusive basis. These programs are designed to meet the security requirements of virtually any customer by allowing them to essentially “own” their own keyway in a contractually defined geographic territory.

Locksmith/Dealer Program

The locksmith/dealer contracts with a wholesale distributor to have exclusive rights to sell the keyway in the defined territory. The locksmith must purchase all restricted components (key blanks, cut keys, sidebars, complete and sub-assembled cylinders and factory generated key charts) from the distributor named on the written agreement.

Types of Exclusivity

Locally Exclusive – Distributor establishes multiple locksmith/dealers selling the same keyway in a metropolitan area or state/province.

Regionally Exclusive – Distributor establishes a sole locksmith/dealer for a large territory such as entire or multiple states/provinces.

Nationally Exclusive – Distributor establishes a sole locksmith/dealer for an entire country.

End User Program

The institutional End User contracts with ASSA, Inc. to have an exclusive keyway established in a defined territory for its use only. The End User can purchase restricted products (key blanks, cut keys, sidebars, complete and sub-assembled cylinders and factory generated key charts) from any authorized distributor with written authorization from an authorized signatory specified in the written agreement.

Types of Exclusivity

Regionally Exclusive – ASSA establishes an End User keyway for a large territory such as entire or multiple states/provinces.

Nationally Exclusive – ASSA establishes an End User keyway for an entire country.

Continently/Global Exclusive – ASSA establishes an End User keyway for an entire continent or for global exclusivity.

Wholesale Distributor Program

The Wholesale Distributor contracts with ASSA to have exclusive rights to sell a specified “house” keyway in the defined territory. Distributors are allowed to sell this keyway to any customer as they see fit within the territory specified in the written agreement. The Distributor is also allowed to stock other keyways as necessary to service their locksmith/dealer base.

Types of Exclusivity

Regionally Exclusive – ASSA establishes a Distributor keyway for a large territory such as entire or multiple states/provinces.

Nationally Exclusive – ASSA establishes a Distributor keyway for an entire country.

Canada: For Terms & Conditions and Warranty information pertaining to product sales in Canada, please visit www.assaabloy.ca/terms

Note that some products may not be available in Canada as well as some of the programs offered in this price book may differ between the USA and Canada. Please contact your sales representative for more information.

Original Equipment Manufacturer (OEM) Program

The OEM contracts with ASSA to have exclusive rights to distribute a specified keyway through installation of the restricted products (key blanks, cut keys, sidebars, complete and sub-assembled cylinders and factory generated key charts) in their product as a component part or as a supplemental product for sale.

Types of Exclusivity

Regionally Exclusive – ASSA establishes an OEM keyway for a large territory such as entire or multiple states/provinces.

Nationally Exclusive – ASSA establishes an OEM keyway for an entire country.

Continentially/Global Exclusive – ASSA establishes an OEM keyway for an entire continent or for global exclusivity.

Keyway Information

Each key control program utilizes a standard cylinder plug profile (broaching). Various sidebar codes are combined with the profile to create different unique keyways. Twin 6000 key blanks produced after August 1988 are stamped with the complete keyway code including both side code and profile, e.g. 507-51. All other series (except CLIQ and CLIQ Remote) will typically only include the side code designation. Please include side code and profile (if applicable) when ordering key blanks and cylinders, except SNS cylinders (See Cylinder form below).

Cylinder Form

ASSA High Security locks are available in three different forms. When ordering cylinders, please be sure to indicate Cylinder Form.

COMP (Complete) – Fully keyed cylinder. Master keyed, keyed different, and keyed alike items include two cut keys per cylinder.

SUB (Sub-assembled) – Uncombined cylinder includes sidebar mechanism, but no tumbler pins, springs or key blanks. Pin chamber closure strip, plug and screws provided.

SNS (Sub-assembled, No sidebar) – Uncombined cylinder without sidebar and sidebar springs. Includes side pins, side pin springs, standard tailpiece items and pin chamber closure strip.

Note: The SNS option is not available for 600, Twin Low, and Maximum+ Restricted Series cylinders.

Master Keying

ASSA locks and cylinders may be master keyed to meet virtually any requirement. Contact ASSA Key Records Department to discuss special needs.

Finishes

Standard finishes (shown right). Cylinder plugs and LFIC shells are only available in 626/US26D Satin Chrome and 606/US4 Satin Brass. Antique brass (609) is available for deadbolts only.

Note: See specific product sections of catalog to view available finish options for that product.

ASSA BHMA Symbol	Equivalent U.S. Symbol	Finish Description
625	US 26	Bright Chrome
626	US 26D	Satin Chrome
605	US 3	Bright Brass
606	US 4	Satin Brass
609	US 5	Antique Brass
624	US 10B	Dark Oxidized
612	US 10	Satin Bronze

Special Function Cylinders

ASSA offers two special function cylinders most commonly used in the Detention market. One is a directional cylinder, which is operated bi-directionally by one key and in one direction only (clockwise or counterclockwise) by a subordinate key. This special function is accomplished by a modification to the cylinder plug. The necessity for this product is clear; to provide functionality in the system design. However, due to the physical modification of the plug when used in a master key system, the potential size of the master key system will be reduced.

The second special function is a limited rotation cylinder. This cylinder requires two modifications and will be used in conjunction with a directional function. One key will operate bi-directionally and only one direction (clockwise or counter-clockwise) by a subordinate key stopping at a pre-determined position prior to 180°. These modifications will greatly reduce the potential of a master key system. It is essential to indicate all special function cylinders in the initial master key system design. Otherwise they may not be possible as part of the master key system.

Special function cylinders are offered in limited models and are noted by symbol: † indicating the model number is available in special functions.

How to order

Example	Model No.	Finish	Profile – Side Bar
Specify	E8551CW-14	626	851 – 888 (For Directional Cylinders Clockwise Rotation)
	E8551CC-14	626	851 – 888 (For Directional Cylinders Counter Clockwise Rotation)
	E8551CL-14	626	851 – 888 (For Limited Rotation Cylinders Counter Clockwise Rotation)
	E8551WL-14	626	851 – 888 (For Limited Rotation Cylinders Clockwise Rotation)

Red Core

ASSA provides Red temporary construction cores (red cores are always 51 Profile) for its interchangeable core cylinders upon request. Red cores are \$148.00 list and upon return to ASSA, credit will be issued for the full invoiced amount less a **50% handling fee**. Request for credit must be made in writing to ASSA Customer Service referencing the original invoice upon which the red cores appear. KEYS ARE NOT INCLUDED IN THE PRICE OF THE RED CORE AND ARE NOT ELIGIBLE FOR RETURN. All cut keys are invoiced at \$19.90 list each. Red Cores that are not returned within a one year period will be subject to a 75% re-stock fee.

To order interchangeable core cylinders with temporary cores, specify cylinder model number, Cam, finish, by RED CORE, example, 6552ICR-1 x 626 x RED CORE. Cylinder will be charged at COMP price. To order red core separately, specify 70600ICR. Specify change keys as TWIN-KD-RED and control keys as TWIN-CT-RED. To order permanent cores see page 40.

ASSA High Security Key Systems

Twin 6000 Classic – The Twin 6000 Series, released in 1981, was ASSA's first key system to employ patented dual independent locking mechanisms providing optimum pick resistance and key control. Marketed to both the locksmith and end user markets, the Twin 6000 allowed the user to "own" their own private key section. The Twin 6000 remains immensely popular with lock professionals for its ease of service, very large master key system yield, and the rugged durability of the key. The Twin 6000 was the first ASSA key system to earn the Underwriter's Laboratory 437 rating, a series of tests designed to measure a cylinder's resistance to picking, pulling, drilling, and forcing attacks.

Twin V-10 – With the introduction of the Twin V-10 system in 1996, ASSA brought to market a new patented key and cylinder design that helped to eliminate unauthorized duplicate keys and maintain a key control system unmatched in the industry. The very narrow keyway was designed to stop picking tools from easily entering the cylinder. Multiple pitched side pins allowed the master key system yield to be expanded dramatically thus offering the possibility of having more than a million locks keyed differently operated by a single master key.

Twin Exclusive – In 2000, ASSA introduced the Twin Exclusive, a patent-protected upgrade to the highly successful Twin 6000 series. Utilizing the same dual locking mechanism, the Twin Exclusive built on the original design and allowed one key to work both cylinders.

Twin Pro – Introduced to the North American market in 2003, the Twin Pro high security key control system was developed for large institutional end users and ASSA Certified Service Centers. The Twin Pro is not stocked by our traditional wholesale distributors and is shipped directly from our factory to the end user or service center thus eliminating the possibility of the system being compromised. ASSA offers training for facilities with in-house locksmiths to service these locks or they can be serviced by an ASSA Certified Service Center.

CLIQ – The ASSA CLIQ electro-mechanical key system was released to the North American market in 2004. CLIQ is an intelligent lock system that combines the best of mechanical key and cylinder design and electronics in the smartest possible manner. The CLIQ™ technology was developed through the collaboration of several ASSA ABLOY companies in Europe and has blossomed into the most innovative electro-mechanical key and cylinder system on the market today. The unique design provides a high security key and cylinder combination with an added electronic access control feature that requires no power source of any kind at the door opening. Power is supplied by a standard lithium battery installed in the key thus eliminating the need for hard wiring at the opening. Every time a key is inserted into a cylinder the transaction and its result are recorded with a time and date stamp and stored in both the key and cylinder enabling the user to monitor access to any area including those for which supplying power to the opening would be impractical or impossible.

Twin Maximum – The Twin Maximum product line introduced in 2005 was set up to interface with the ASSA CLIQ system. It is the mechanical keyway utilized by CLIQ and allows the possibility of combining mechanical keys and cylinders with the CLIQ™ technology in the same master key system. The Twin Maximum uses multiple pitched side pins like the Twin V-10 giving the potential for extremely large master key systems.

Maximum+ – The Maximum+ product line, launched in 2013, features the most sophisticated, state of the art mechanical locking technology on the market today. Utilizing our trademarked Security Ridge™ on the key, the Maximum+ system offers a level of patented protection unmatched by industry standards. The Maximum+ carries a utility patent that extends until 2030 and is backward compatible with our Twin Maximum product enabling one key to operate both cylinders. All Maximum+ products can be fully integrated with the ASSA CLIQ electromechanical access control system ensuring full key holder accountability for virtually any opening. The ASSA Maximum+ and CLIQ combination is designed to provide maximum flexibility while maintaining the highest standards of physical security and access control.

All Legacy Products are subject to Pricing and Availability.

6000 Series has been Discontinued and is replaced by 7000 Series.

Maximum+ Restricted – A patent restricted key system providing legal protection over unauthorized key duplication to 2030. This system is offered for interior use because it does not have the added cost of UL 437 physical protections of the Maximum+ system. Maximum+ Restricted provides a cost competitive solution where the risk of physical attack on cylinders is relatively low.

CLIQ Remote – Released in 2013, the ASSA CLIQ Remote system was developed with a focus on the customer's remote security, administration and bottom line. CLIQ Remote is aimed at customers who need to change authorizations relatively often, but need mechanical security. The system is designed with the advantages of both access control and mechanical key systems, which makes it suitable for geographically scattered businesses. CLIQ Remote makes it possible to give one person — regardless of location, anywhere in the world — remote access to a building. It also offers the option to decide the time of day an issued key will start and stop working, as well as in which doors. All ASSA CLIQ Remote electromechanical keys systems can be fully integrated with both Maximum Plus and Twin Maximum mechanical systems for maximum flexibility.

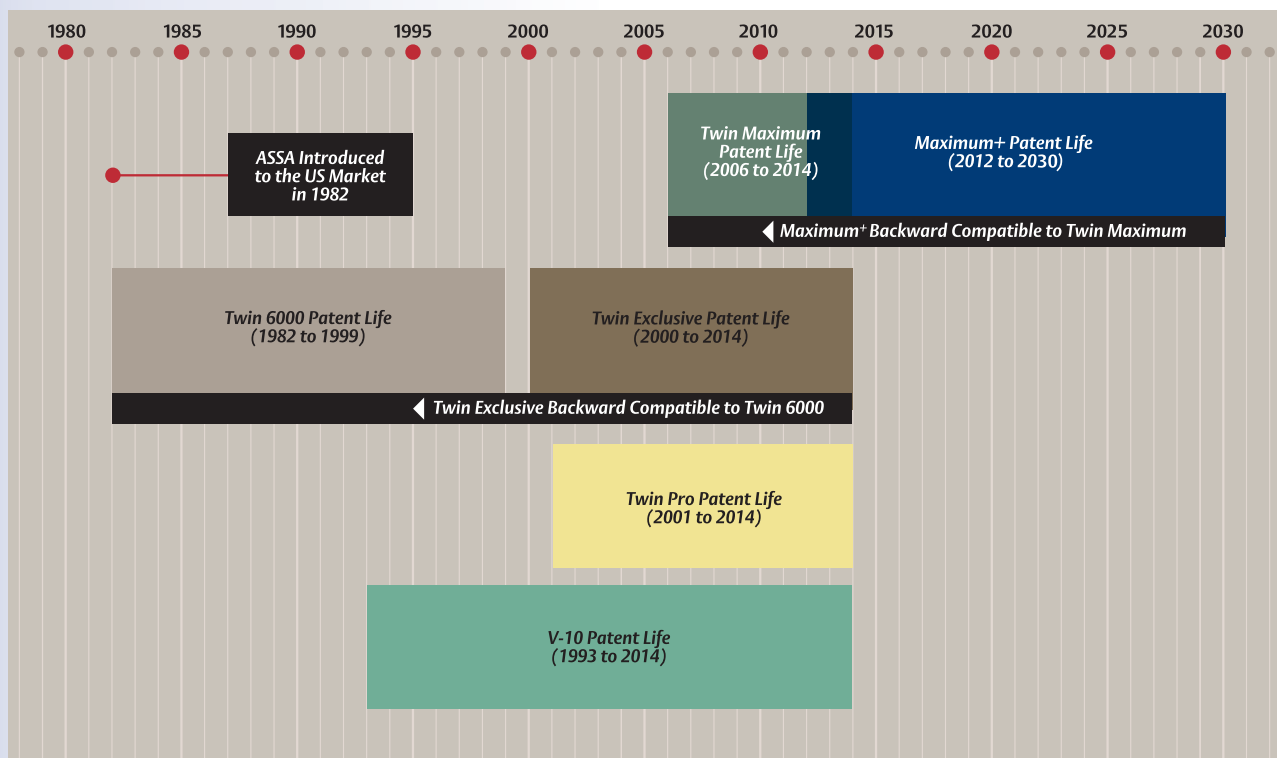
ASSA Medium Security Key Systems

600 Series – The ASSA 600 Series incorporates many of the security and performance features of the High Security systems but does not have a sidebar or side pins. Keys are made of high quality nickel silver and cylinders provide a superior level of pick resistance. The 600 Series is a stand alone key system and is available in five profiles (keyways).

Twin Low – The Twin Low product line of cylinders is available in some of the Twin 6000 Classic profiles but without the restricted sidebar component. This product offers a lower cost alternative for interior and less sensitive openings affording the key holder the convenience of operating 3 levels of security (Twin Exclusive, Twin 6000 Classic, and Twin Low) with the same key.

500/700 Series – One of the oldest key systems still supported by ASSA, the 500/700 Series product was developed in the early 20th century. The 500 Series key uses a 5 pin tumbler system while the 700 Series uses 7 pins. ASSA, Inc. no longer supports cylinder or cylinder parts sales for this product series however key blanks in all existing profiles are available by special order.

Timeline of ASSA keying systems



1. General; Definitions

1.1 Entire Agreement

Unless otherwise agreed to in writing by ASSA, Inc. ("ASSA"), the terms and conditions contained herein constitute the entire agreement between the parties with respect to the subject matter hereof and supercede all prior communications and agreements. Acceptance by ASSA of Buyer's Order, or Buyer's acceptance of ASSA's proposal, is expressly limited to and conditioned upon Buyer's acceptance of these terms and conditions which may not be changed or waived except in writing signed by the parties. Any additional, inconsistent or different terms and conditions contained in Buyer's purchase order or other documentation are hereby expressly rejected.

1.2 Definitions

In these terms and conditions of sale: (i) "Buyer" means the person or entity who accepts a quotation of ASSA for the sale of the Products or whose Order for the Products is accepted by ASSA; (ii) "Conditions" means the standard terms and conditions of sale set out in this document and includes any special terms and conditions agreed to in writing between Buyer and ASSA; (iii) "Order" means an order for Products placed by Buyer with ASSA and accepted by ASSA; (iv) "Products" means the products ordered by Buyer and shall include all products, parts and accessories furnished to Buyer by ASSA.

2. Shipping; Delivery

2.1 Terms of Shipment

Unless otherwise agreed to in writing, all Products are shipped F.O.B. ASSA's location. ASSA reserves the right to deliver in installments.

2.2 Shipping Charges

Subject to Section 2.3, ASSA will pay all shipping charges in advance of shipment only for shipments of \$1,500.00 net Continental U.S. or more with delivery to Buyer at a single location. Buyer will pay all shipping charges in advance of shipment for all shipments that are less than \$1,500.00 net Continental U.S. or that require delivery to Buyer at more than a single location. Such charges will be added to Buyer's invoice. A shipping & handling charge of \$1.05 per shipping carton will apply to shipments.

2.3 Choice of Carrier; Route

Unless otherwise requested on Buyer's Order, ASSA will ship by carrier and route of its choice to any freight service point within the continental United States. If Buyer requests a carrier or route on its Order, ASSA will deliver in accordance with such request and Buyer will pay the entire amount of all shipping charges in advance of shipment.

3. Title and Risk of Loss

Subject to Section 5.3, title to and risk of loss of each Product purchased by Buyer shall pass to Buyer and delivery shall be deemed to be complete upon transfer of the Products to a carrier for shipment at ASSA's location or the Products otherwise leave the possession or control of ASSA. This Section 3 shall survive any expiration or termination hereof.

4. Orders

4.1 Acceptance

Orders can be sent to ASSA via the following 3 methods:

Mail: ASSA, Inc., 3625 Alleghany Drive, Salem, VA 24153

Fax: 800-892-3256

E-mail: AssaOrders@assalock.com.

ASSA reserves the right to refuse Orders and is not bound to honor any Order unless and until such Order has been accepted by ASSA. ASSA may refuse an Order by delivering notice, orally or in writing, of such refusal to Buyer within ten (10) days of ASSA's receipt of such Order. **Orders will ship Partial unless Master Keyed or otherwise noted on Purchase Order).**

Canada: For Terms & Conditions and Warranty information pertaining to product sales in Canada, please visit www.assaabloy.ca/terms.

4.2 End User Security Authorization Procedures.

To insure proper control of End User restricted products, ASSA requires that the End User complete a Delivery of Controlled ASSA Components for End Users Form. The form will indicate where and to whom their restricted product will ship upon leaving the ASSA factory. Restricted product is defined as high security keyblanks, cut keys, sidebars, sub-assembled cylinders (SUB), complete and master keyed cylinders (COMP), and key charts. All orders involving an End User restricted product must be signed by the proper **authorized personnel on file at ASSA**. This is critical in order to maintain the integrity of the End User's key system. ASSA will honor the specific, written instructions of the **authorized personnel** for the shipping and handling of each purchase order. Such instructions must be included with each order. A copy of the End User Controlled Product Delivery Form is available by contacting ASSA customer service or the local ASSA sales representative. Please note the option of blanket authorization on the form. If the end user chooses this option, it is the end user's responsibility to keep the authorization current and on file. ASSA does not maintain any files of blanket authorizations. **A copy of a CURRENT authorization form signed by an authorized signatory must accompany every Distributor purchase order containing End User restricted product sent to ASSA whether the product is shipping to the End User location or not.** All orders not having this form will be suspended indefinitely or until such form is produced. In the event that any change occurs in the authorization of any End User personnel, ASSA will require that official written notification be made to ASSA by the End User on their letterhead before additional orders will be released. A copy of the authorization form "Controlled Product Delivery Form" can be found on our website @ www.assalock.com. From the home page select "Resources", select "Forms and Applications", then click on "Download the Controlled Product Delivery Form Now".

4.3 Order Identification

All packages are identified as to contents and assigned an Order number. The Order number also appears on Order acknowledgements, packing slips, freight bills and invoices.

4.4 Packing

Unless otherwise specified, all locks and cylinders are packed individually.

4.5 Changes and Cancellations

No Order that has been accepted by ASSA may be changed or cancelled by Buyer unless ASSA agrees to such change or cancellation in writing. Buyer will indemnify ASSA in full against all loss (including loss of revenue), costs (including the cost of all labor and materials used), damages, charges, and expenses incurred by ASSA. Changes will result in a delay in the scheduled ship date. Additions to Orders will be entered as a separate Order. Special Orders for non-cataloged items and any Orders that are within sixty (60) days of the original shipment date are not subject to cancellation.

4.6 Return Products Authorization

Return Products will not be accepted unless authorized in advance in writing by ASSA. Used or damaged items will not be accepted. Products returned to ASSA for credit must be received by ASSA within sixty (60) days of initial shipment and must be in saleable condition. The value of goods returned is subject to appraisal as to physical condition. Returns will only be accepted for credit invoicing and a minimum handling charge of 40% will be debited. All returned Products must be shipped F.O.B. ASSA's location, freight prepaid. Credit will not be issued for missing parts. Requirement for returns are: the ordering distributor must request a Return Goods Authorization (RGA) in writing through the same process that purchase orders are done. Each Item being returned must have full item description with the original purchase order number that the item was ordered under or the ASSA order number that the item was shipped under which can be found on the Item box label marked "Order No" or REF#.

Return Goods Authorization is then approved or denied through ASSA's established internal process. In either case the requesting distributor is notified by ASSA in writing. If approved, distributor will receive in writing a Return Goods Authorization Number and instructions for marking containers for authorized items being returned.

Once received, Items are physically inspected and checked against the RGA. Information will then be forwarded to the credit department where credit invoicing will be applied. Any Items sent by distributor that are not listed as part of the authorized return will not be credited and ASSA will not be responsible for return of these items to the shipper.

ASSA will not accept Keyed Cylinder returns.

ASSA RGA Center

3625 Alleghany Drive, Salem, VA 24153

5. Price; Taxes; Payment

5.1 Price

Unless otherwise agreed to in writing, the price for the Products shall be ASSA's prevailing price at the time the Order is accepted by ASSA or any other price quoted in writing to Buyer. ASSA's price lists are for general information only and do not constitute a binding, open offer by ASSA for the sale of Products. ASSA reserves the right to modify its standard prices at any time without notice; prices for some Products may change frequently due to market fluctuations.

5.2 Taxes

Buyer shall pay the full amount of any tax or other charge now or hereafter imposed by law upon, with respect to, or measured by the sale, shipment or price of any Product sold hereunder, including without limitation any handling charges; federal, state, or local sales, use, excise, value added, gross receipts or other like taxes; customs duties; and any insurance desired by Buyer. If Buyer is exempt from an applicable tax or duty, then Buyer must provide ASSA with a valid exemption certificate before shipment of Products. Foreign shipments placed with ASSA may require additional charges for documentation and overseas packaging. Such charges will be identified on ASSA's invoices. This Section 5.2 shall survive any expiration or termination hereof.

5.3 Payment

Unless otherwise agreed to in writing, payment is due thirty (30) days from the date of the invoice. If payments are not made when due, Buyer will pay, in addition to the overdue payment, a late charge equal to the lesser of 1.5% per month or the highest applicable rate allowed by law on such overdue amounts. Overdue accounts will be assigned to the credit department for all transactions. Once an account has been assigned to the credit department, no Order may be taken, entered or shipped without approval from the credit manager. Buyer hereby grants ASSA a purchase money security interest in each Product and agrees to cooperate with ASSA in protecting such interest.

6. Insurance

6.1 Insurance Coverage

Buyer shall procure and maintain, at its expense, the following types of insurance from an insurer acceptable to ASSA, in the amounts at least equal to those specified below, with deductibles not in excess of \$100.00. ASSA shall not be required to supply Products to Buyer at any time that the insurance coverage provided for herein is not in full force and effect.

6.2 Certificates

Buyer shall, within fifteen (15) days from the date hereof, furnish ASSA with a certificate of insurance issued by the insurance company or companies issuing the insurance policies required hereby. Such certificates shall provide that written notices shall be given to ASSA at its address specified herein at least forty-five (45) days prior to any cancellation or change in any such policy.

7. Warranties and Limitation of Liability

7.1 Warranty

ASSA represents and warrants the Products against defective material and faulty workmanship for a period of one year after the date of delivery [and warrants the finish to meet quality standards at the time of delivery]. This warranty expressly does not apply to faulty product operation due to: (a) improper installation; (b) the use of any keys, cylinder pins or other accessories not expressly approved by ASSA; or (c) failure to provide reasonable maintenance. ASSA will not warranty cross-keyed cylinders.

7.2 Limitation of Liability

ASSA's liability under this warranty shall be limited solely to the repair or replacement of the Products, or parts thereof, or refund to the Buyer of the purchase price thereof. ASSA shall not be responsible for any defect or non-conformity in the Products that: (a) is created after the time of delivery; (b) results from Products for which materials, specifications or designs were provided by Buyer; or (c) results from modifications to the Products by Buyer or others. IN NO EVENT SHALL ASSA BE LIABLE FOR SPECIAL, INDIRECT, INCIDENTAL, OR CONSEQUENTIAL DAMAGES, WHETHER IN CONTRACT, WARRANTY, NEGLIGENCE, TORT, STRICT LIABILITY, OR OTHERWISE including but not limited to loss of profits or revenue, loss of use of the Products, delays, or claims of customers of the Buyer or other third parties for such other damages. ASSA's liability on all claims, whether in contract, warranty, negligence, tort, strict liability or

otherwise for any loss or damage arising out of, or connected with an Order or the performance or breach thereof, or from the design, manufacture, sale, or delivery shall in no case exceed the purchase price of the Product.

7.3 No Other Warranties

EXCEPT AS EXPRESSLY SET FORTH IN SECTION 7.1, ASSA MAKES NO OTHER REPRESENTATIONS OR WARRANTIES, EXPRESS OR IMPLIED, AT LAW OR IN EQUITY, WITH RESPECT TO THE PRODUCTS OR THEIR CHARACTERISTICS, QUALITY OR PERFORMANCE, INCLUDING, WITHOUT LIMITATION, THE IMPLIED WARRANTIES OF MERCHANTABILITY, FITNESS FOR A PARTICULAR PURPOSE, OR NON-INFRINGEMENT OF ANY INTELLECTUAL PROPERTY RIGHTS OF THIRD PARTIES AND ANY SUCH REPRESENTATIONS AND WARRANTIES ARE HEREBY EXPRESSLY DISCLAIMED.

8. Claims

Buyer must notify ASSA of any claim [for adjustment] in writing at ASSA's address specified herein within thirty (30) days after the date of the invoice in question. Buyer must notify ASSA of any claim for shortages or incorrectly filled Orders in writing within ten (10) days after receipt of shipment. Under no circumstances will ASSA be responsible for any charges for labor or material incurred by others without the prior written consent of ASSA.

9. Indemnity

9.1 Personal Injury and Property Damage

Buyer shall indemnify ASSA and hold ASSA harmless against all claims, liability, loss or other damages (including ASSA's legal expenses) to all persons for injury of any nature, including, without limitation, sickness, and/or death, and for property damage caused by any Product or part thereof after the time of delivery of such Product or after such Product otherwise leaves the possession or control of ASSA.

9.2 Compliance with Law

Buyer agrees: (a) to fully comply with all applicable federal, state and local laws, rules, regulations and guidelines, including without limitation, all applicable regulations and guidelines promulgated, from time to time, by Federal and state environmental and transportation officials, and (b) to indemnify and hold harmless ASSA from and against all claims, liability, loss or other damages (including ASSA's legal expenses) resulting in any way from non-compliance therewith.

9.3 Survival

This Section 9 shall survive any expiration or other termination hereof.

10. Trademarks and Other Markings

Buyer shall remove any and all of ASSA's trademarks, labels, distinctive markings, and designs which may appear on any Product or on the packaging material therefore at the time of delivery of such Product and to refrain from making any use of such trademarks, labels, distinctive markings and designs.

11. Miscellaneous

11.1 Governing Law

The validity and interpretation of these terms and conditions of sale shall be governed by the laws of the State of Connecticut without regard to its principles of conflicts of law.

11.2 Force Majeure

ASSA shall not be liable for its failure to perform hereunder due to any contingency beyond its reasonable control, including without limitation acts of God, fires, floods, wars, sabotage, accidents, labor disputes or shortages, governmental laws, ordinances, rules and regulations, whether valid or invalid (including, but not limited to, priorities, requisitions, allocations, and price adjustment restrictions), inability to obtain material, equipment or transportation, and any other similar contingency. In the event of delay due to any such cause, the date of delivery will be postponed by such length of time as may be reasonably necessary to compensate for the delay.

11.3. No Assignment

These terms and conditions of sale are not assignable or transferable by Buyer, in whole or in part, without the prior written consent of ASSA.

11.4 Modification

No modification or waiver of these terms and conditions of sale shall be effective unless made in a writing signed by ASSA. No course of action shall be deemed to modify these terms and conditions of sale.

11.5 Severability.

Whenever possible each provision and term of these terms and conditions of sale will be interpreted in a manner to be effective and valid but if any provision or term hereof is held to be prohibited by law or invalid, then such provision or term will be ineffective only to the extent of such prohibition or invalidity, without invalidating or affecting in any manner whatsoever the remainder of such provision or term or the remaining provisions or terms hereof.

COPYRIGHTS, PATENTS

All products shown in ASSA catalogs, brochures and price lists are either patented, copyrighted or registered by ASSA. *Prices, products, equipment, finishes, models, specifications and availability are subject to change without notice.

All notices or other correspondence to ASSA may be made at the following address:

ASSA, Inc.
3625 Alleghany Drive
Salem, VA 24153

Phone: (800) 235-7482
Fax: (800) 892-3256

Canada: For Terms & Conditions and Warranty information pertaining to product sales in Canada, please visit www.assaabloyd.ca/terms.

Note that some products may not be available in Canada as well as some of the programs offered in this price book may differ between the USA and Canada. Please contact your sales representative for more information.

ASSA ABLOY Door Security Solutions Canada
160 Four Valley Drive
Vaughan, ON L4K 4T9

Phone: (800) 461-3007
Fax: (800) 461-8989

www.assaabloydss.ca

High Security Key System

General requirements:

1. Provide a high security key system capable of integrating various type of lock cylinders; mogul, builder hardware, and auxiliary locks, into a patented, geographically restricted, factory master keyed system to allow control over the entire facility.
 - a. Include detention mogul cylinders, builders hardware cylinders, auxiliary locks, and padlocks keyed into one compatible system for locks specified in this section and those specified in related sections.
 - b. Proprietary Keyway: Provide written guarantee from the manufacturer that the Keyway used on this project is for the exclusive use of the Owner on a regional basis..
2. Master Keying
 - a. Provide level 3 grandmaster key system. As defined in (DHI) "Keying Systems and Nomenclature".
 - b. Provide factory established key system and keying of cylinders.
 - 1). Arrange for manufacturer to maintain permanent key identification and registration records.
3. Keys
 - a. Replacement Keys: Available only from the manufacturer upon written authorization from the Owner.
 - b. Stamping of Keys: Stamp keys with an identification code in accordance with "Keying Procedures, Systems, and Nomenclature" published by DHI.
 - c. Quantity:
 - 1) Change keys:
 - a. Allow for four (4) change keys per lock cylinder.
 - b. Furnish a minimum of six (6) keys per key set, remaining keys as instructed by the Owner.
 - 2) Master level keys:
 - a. Furnish a minimum of ten (10) of each masterkey and six (6) of each master level key above the grandmaster.
 - b. Material: Nickel silver alloy.
 - c. Minimum size: 1" x 3" long 1/8" thick.
4. Cylinders
 - a. Marking of Cylinders: Using a black indelible ink pen, mark body of cylinders with an identification code in accordance with "Keying Procedures, Systems, and Nomenclature" published by DHI.
 - b. Standard compliance
 - 1) Listed under UL 437.
 - 2) ANSI/BHMA A156.30 standard for High Security Cylinders.
 - 3) ASTM 1577 6.6 standards for Correctional Cylinders.
5. Temporary Construction Security
 - a. Provide temporary construction cylinders and keys for exterior doors, automatically locking doors where security is required, and doors to rooms used for storage.
 - 1) Temporary cylinders and keys remain the property of the contractor.
 - b. Provide temporary blank strike plates for lock bolt receivers to prevent automatic locking of doors where temporary construction cylinders are not used and security at the door during construction is not required.

General
Info.

Electronic
Access
Control

Keys &
Keying

Mortise
Cyls.

Rim
Cyls.

Mogul
Cyls.

IC Core
Cyls.

KIK/KIL
Cyls.

Deadbolts

Auxiliary
Locks

Padlocks

Profile
Cyls.

Pin Kits
Tools &
Accessories

Care &
Maint.

Technical
Specs.

The ASSA CLIQ Remote takes the CLIQ concept to a new level by making it possible to give one person, regardless of location, anywhere in the world, the ability to remotely grant or deny access to an opening for a specific period, day or time.

Administrators can make all daily changes to users' access rights without ever needing to have the keys physically or visit the opening. The web-based application CLIQ Web Manager links users with one or more remote programming devices strategically located where users frequently pass such as the staff entrance. All user keys feature a quartz

clock making it possible to control the user's authorization during selected times. You can specify both a start and a stop time when a key will have access to a particular opening. Keys can be enabled to work on multiple schedules for different openings.

Employing an optional feature known as revalidation, a user key can be set to expire at regular intervals requiring that the user revalidate the key for current access permissions. Revalidation limits the liability of a lost or stolen key by blocking any future updates. For example, if keys are set to expire every 24 hours, the user must access a remote programming device in order to get new authorization for the next interval. In the event of a lost or stolen user key the electronic authorization can simply be blocked and the key becomes useless.

All ASSA CLIQ Remote electromechanical keys systems can be fully integrated with both Maximum+ and Twin Maximum mechanical systems for maximum flexibility. CLIQ Remote helps you to take a total solution approach to key administration, regardless of facility placement or size, saving both time and money.



Benefits:

- Installation Without Wiring at the Opening
- Access Rights Updated Remotely
- User Key Revalidation
- Multiple Time Schedules
- Audit Trail with Time and Date Stamp
- Extreme Master Keying Capacity
- Cost Effectiveness
- Wide Range of Retrofit Cylinder Shapes

- Same Key Operates both Mechanical and Electronic Lock
- DES Encrypted

Functionality:

- Battery Life 2 Years or 20K Openings
- HID Prox Chip Option

Warranty:

- 2 Years on Electronics
- ASSA warrants against key breakage under normal use

Certification:

- Patented Key Control
- Operating Temperatures: -40° F to 130° F

Technical Information:

- Power Supply is Provided by the Key
- Data Transfer 64 Bit and Higher
- Water Resistant
- Sealed Electronics
- No Wires



CLIQ Remote™ C-Key,
User Key, Master C-Key



CLIQ Remote™
Programming Device



CLIQ Remote™
Remote Wall
Programming Device



CLIQ Remote™
Remote Mobile
Programming Device

ASSA CLIQ Remote™

Item No.	Description	Price
CLIQ-KDR	CLIQ Remote User Key	110.25
CLIQ-KDRP	CLIQ Remote User Key with Proximity Tag	128.75
CLIQ-RMCK	CLIQ Remote Master C-Key	193.25
CLIQ-RCK	CLIQ Remote C-Key	186.00
CLIQ-PD	CLIQ Programming Device	1,361.00
CLIQ-RPD	CLIQ Remote Wall Programming Device	813.25
CLIQ-MPD	CLIQ Remote Mobile Programming Device	772.25
CLIQ-VRPD	CLIQ Remote Outdoor/Vandal Resistant Programming Device	1,465.00
CLIQ-REND	CLIQ Remote End User Kit	1,670.00
CLIQ-RDEMO	CLIQ Remote Demo Kit	6,871.50
CLIQ-TRAINING	CLIQ Professional Service	1,900.00/T&E/NET

ASSA CLIQ™ Web Hosting Service

Item No.	Description	Annual Service Fee
CLIQ-WH-B	Basic	567.75
CLIQ-WH-RP	Remote Plus	1,703.50
CLIQ-WH-EPW	Enterprise Plus	3,407.00

ASSA CLIQ™ Customer Web Hosting Service

CLIQ-SH-MAINT

Item No.	Description	1-Time License Fee	Annual Maint. Fee
CLIQ-SH-EPW	Enterprise Plus with Web Services	17,035.25	1,376.00

ASSA CLIQ Remote™ Web Manager Features

Part Number		CLIQ-WH-B	CLIQ-WH-RP	CLIQ-WH-EPW
Description		Hosted Basic	Hosted Remote+	Hosted Enterprise
Features	Domain Administration	√	√	√
	Remote Programming	x	√	√
	Key Revalidation	x	√	√
	Access Profiles	x	√	√
	Temporary Access Groups	x	√	√
	Flexible Revalidation	x	x	√
	Cylinder Groups	x	x	√
	Web Services for 3rd Party Applications	x	x	√



CLIQ
Cut Key



CLIQ
C-Key



CLIQ
Master
C-Key



CLIQ
Contact
Key

ASSA CLIQ™ Keys

Item No.	Description	Price
CLIQ-KD	CLIQ Cut Key	106.75
CLIQ-KDP	CLIQ-Cut Key with Proximity tag	125.25
CLIQ-CK	CLIQ C-Key	186.00
CLIQ-MCK	CLIQ Master C-Key	193.25
CLIQ-CON	CLIQ Contact Key	200.00



CLIQ Program Device

Cylinder Audit Trail Chart

Normal Audit Trail

ID	Exabyte	Key	Paging No.	Key Index	Action	Result
1	20150120-01	20150120-01	0	0	Open lock	Completed
2	20150220-01	20150220-01	0	0	Open lock	Completed
3	20150220-01	20150220-01	0	0	Open lock	Completed
4	20150220-01	20150220-01	0	0	Open lock	Completed
5	20150220-01	20150220-01	0	0	Open lock	Completed
6	20150220-01	20150220-01	0	0	Open lock	Completed
7	20150220-01	20150220-01	0	0	Open lock	Completed
8	20150220-01	20150220-01	0	0	Open lock	Completed
9	20150220-01	20150220-01	0	0	Open lock	Completed
10	20150220-01	20150220-01	0	0	Open lock	Completed
11	20150220-01	20150220-01	0	0	Open lock	Completed
12	20150220-01	20150220-01	0	0	Open lock	Completed
13	20150220-01	20150220-01	0	0	Open lock	Completed
14	20150220-01	20150220-01	0	0	Open lock	Completed
15	20150220-01	20150220-01	0	0	Open lock	Completed
16	20150220-01	20150220-01	0	0	Open lock	Completed
17	20150220-01	20150220-01	0	0	Open lock	Completed
18	20150220-01	20150220-01	0	0	Open lock	Completed
19	20150220-01	20150220-01	0	0	Open lock	Completed
20	20150220-01	20150220-01	0	0	Open lock	Completed
21	20150220-01	20150220-01	0	0	Open lock	Completed
22	20150220-01	20150220-01	0	0	Open lock	Completed
23	20150220-01	20150220-01	0	0	Open lock	Completed
24	20150220-01	20150220-01	0	0	Open lock	Completed
25	20150220-01	20150220-01	0	0	Open lock	Completed
26	20150220-01	20150220-01	0	0	Open lock	Completed
27	20150220-01	20150220-01	0	0	Open lock	Completed
28	20150220-01	20150220-01	0	0	Open lock	Completed
29	20150220-01	20150220-01	0	0	Open lock	Completed
30	20150220-01	20150220-01	0	0	Open lock	Completed
31	20150220-01	20150220-01	0	0	Open lock	Completed
32	20150220-01	20150220-01	0	0	Open lock	Completed
33	20150220-01	20150220-01	0	0	Open lock	Completed
34	20150220-01	20150220-01	0	0	Open lock	Completed
35	20150220-01	20150220-01	0	0	Open lock	Completed
36	20150220-01	20150220-01	0	0	Open lock	Completed
37	20150220-01	20150220-01	0	0	Open lock	Completed
38	20150220-01	20150220-01	0	0	Open lock	Completed
39	20150220-01	20150220-01	0	0	Open lock	Completed
40	20150220-01	20150220-01	0	0	Open lock	Completed
41	20150220-01	20150220-01	0	0	Open lock	Completed
42	20150220-01	20150220-01	0	0	Open lock	Completed
43	20150220-01	20150220-01	0	0	Open lock	Completed
44	20150220-01	20150220-01	0	0	Open lock	Completed
45	20150220-01	20150220-01	0	0	Open lock	Completed
46	20150220-01	20150220-01	0	0	Open lock	Completed
47	20150220-01	20150220-01	0	0	Open lock	Completed
48	20150220-01	20150220-01	0	0	Open lock	Completed
49	20150220-01	20150220-01	0	0	Open lock	Completed
50	20150220-01	20150220-01	0	0	Open lock	Completed
51	20150220-01	20150220-01	0	0	Open lock	Completed
52	20150220-01	20150220-01	0	0	Open lock	Completed
53	20150220-01	20150220-01	0	0	Open lock	Completed
54	20150220-01	20150220-01	0	0	Open lock	Completed
55	20150220-01	20150220-01	0	0	Open lock	Completed
56	20150220-01	20150220-01	0	0	Open lock	Completed
57	20150220-01	20150220-01	0	0	Open lock	Completed
58	20150220-01	20150220-01	0	0	Open lock	Completed
59	20150220-01	20150220-01	0	0	Open lock	Completed
60	20150220-01	20150220-01	0	0	Open lock	Completed
61	20150220-01	20150220-01	0	0	Open lock	Completed
62	20150220-01	20150220-01	0	0	Open lock	Completed
63	20150220-01	20150220-01	0	0	Open lock	Completed
64	20150220-01	20150220-01	0	0	Open lock	Completed
65	20150220-01	20150220-01	0	0	Open lock	Completed
66	20150220-01	20150220-01	0	0	Open lock	Completed
67	20150220-01	20150220-01	0	0	Open lock	Completed
68	20150220-01	20150220-01	0	0	Open lock	Completed
69	20150220-01	20150220-01	0	0	Open lock	Completed
70	20150220-01	20150220-01	0	0	Open lock	Completed
71	20150220-01	20150220-01	0	0	Open lock	Completed
72	20150220-01	20150220-01	0	0	Open lock	Completed
73	20150220-01	20150220-01	0	0	Open lock	Completed
74	20150220-01	20150220-01	0	0	Open lock	Completed
75	20150220-01	20150220-01	0	0	Open lock	Completed
76	20150220-01	20150220-01	0	0	Open lock	Completed
77	20150220-01	20150220-01	0	0	Open lock	Completed
78	20150220-01	20150220-01	0	0	Open lock	Completed
79	20150220-01	20150220-01	0	0	Open lock	Completed
80	20150220-01	20150220-01	0	0	Open lock	Completed
81	20150220-01	20150220-01	0	0	Open lock	Completed
82	20150220-01	20150220-01	0	0	Open lock	Completed
83	20150220-01	20150220-01	0	0	Open lock	Completed
84	20150220-01	20150220-01	0	0	Open lock	Completed
85	20150220-01	20150220-01	0	0	Open lock	Completed
86	20150220-01	20150220-01	0	0	Open lock	Completed
87	20150220-01	20150220-01	0	0	Open lock	Completed
88	20150220-01	20150220-01	0	0	Open lock	Completed
89	20150220-01	20150220-01	0	0	Open lock	Completed
90	20150220-01	20150220-01	0	0	Open lock	Completed
91	20150220-01	20150220-01	0	0	Open lock	Completed
92	20150220-01	20150220-01	0	0	Open lock	Completed
93	20150220-01	20150220-01	0	0	Open lock	Completed
94	20150220-01	20150220-01	0	0	Open lock	Completed
95	20150220-01	20150220-01	0	0	Open lock	Completed
96	20150220-01	20150220-01	0	0	Open lock	Completed
97	20150220-01	20150220-01	0	0	Open lock	Completed
98	20150220-01	20150220-01	0	0	Open lock	Completed
99	20150220-01	20150220-01	0	0	Open lock	Completed
100	20150220-01	20150220-01	0	0	Open lock	Completed

Key Audit Trail

ID	Exabyte	Key	Paging No.	Key Index	Action	Result
1	20150120-01	20150120-01	0	0	Open lock	Completed
2	20150220-01	20150220-01	0	0	Open lock	Completed
3	20150220-01	20150220-01	0	0	Open lock	Completed
4	20150220-01	20150220-01	0	0	Open lock	Completed
5	20150220-01	20150220-01	0	0	Open lock	Completed
6	20150220-01	20150220-01	0	0	Open lock	Completed
7	20150220-01	20150220-01	0	0	Open lock	Completed
8	20150220-01	20150220-01	0	0	Open lock	Completed
9	20150220-01	20150220-01	0	0	Open lock	Completed
10	20150220-01	20150220-01	0	0	Open lock	Completed
11	20150220-01	20150220-01	0	0	Open lock	Completed
12	20150220-01	20150220-01	0	0	Open lock	Completed
13	20150220-01	20150220-01	0	0	Open lock	Completed
14	20150220-01	20150220-01	0	0	Open lock	Completed
15	20150220-01	20150220-01	0	0	Open lock	Completed
16	20150220-01	20150220-01	0	0	Open lock	Completed
17	20150220-01	20150220-01	0	0	Open lock	Completed
18	20150220-01	20150220-01	0	0	Open lock	Completed
19	20150220-01	20150220-01	0	0	Open lock	Completed
20	20150220-01	20150220-01	0	0	Open lock	Completed
21	20150220-01	20150220-01	0	0	Open lock	Completed
22	20150220-01	20150220-01	0	0	Open lock	Completed
23	20150220-01	20150220-01	0	0	Open lock	Completed
24	20150220-01	20150220-01	0	0	Open lock	Completed
25	20150220-01	20150220-01	0	0	Open lock	Completed
26	20150220-01	20150220-01	0	0	Open lock	Completed
27	20150220-01	20150220-01	0	0	Open lock	Completed
28	20150220-01	20150220-01	0	0	Open lock	Completed
29	20150220-01	20150220-01	0	0	Open lock	Completed
30	20150220-01	20150220-01	0	0	Open lock	Completed
31	20150220-01	20150220-01	0	0	Open lock	Completed
32	20150220-01	20150220-01	0	0	Open lock	Completed
33	20150220-01	20150220-01	0	0	Open lock	Completed
34	20150220-01	20150220-01	0	0	Open lock	Completed
35	20150220-01	20150220-01	0	0	Open lock	Completed
36	20150220-01	20150220-01	0	0	Open lock	Completed
37	20150220-01	20150220-01	0	0	Open lock	Completed
38	20150220-01	20150220-01	0	0	Open lock	Completed
39	20150220-01	20150220-01	0	0	Open lock	Completed
40	20150220-01	20150220-01	0	0	Open lock	Completed
41	20150220-01	20150220-01	0	0	Open lock	Completed
42	20150220-01	20150220-01	0	0	Open lock	Completed
43	20150220-01	20150220-01	0	0	Open lock	Completed
44	20150220-01	20150220-01	0	0	Open lock	Completed
45	20150220-01	20150220-01	0	0	Open lock	Completed
46	20150220-01	20150220-01	0	0	Open lock	Completed
47	20150220-01	20150220-01	0	0	Open lock	Completed
48	20150220-01	20150220-01	0	0	Open lock	Completed
49	20150220-01	20150220-01	0	0	Open lock	Completed
50	20150220-01	20150220-01	0	0	Open lock	Completed
51	20150220-01	20150220-01	0	0	Open lock	Completed
52	20150220-01	20150220-01	0	0	Open lock	Completed
53	20150220-01	20150220-01	0	0	Open lock	Completed
54	20150220-01	20150220-01	0	0	Open lock	Completed
55	20150220-01	20150220-01	0	0	Open lock	Completed
56	20150220-01	20150220-01	0	0	Open lock	Completed
57	20150220-01	20150220-01	0	0	Open lock	Completed
58	20150220-01	20150220-01	0	0	Open lock	Completed
59	20150220-01	20150220-01	0	0	Open lock	Completed
60	20150220-01	20150220-01	0	0	Open lock	Completed
61	20150220-01	20150220-01	0	0	Open lock	Completed
62	20150220-01	20150220-01	0	0	Open lock	Completed
63	20150220-01	20150220-01	0	0	Open lock	Completed
64	20150220-01	20150220-01	0	0	Open lock	Completed
65	20150220-01	20150220-01	0	0	Open lock	Completed
66	20150220-01	20150220-01	0	0	Open lock	Completed
67	20150220-01	20150220-01	0	0	Open lock	Completed
68	20150220-01	20150220-01	0	0	Open lock	Completed
69	20150220-01	20150220-01	0	0	Open lock	Completed
70	20150220-01	20150220-01	0	0	Open lock	Completed
71	20150220-01	20150220-01	0	0	Open lock	Completed
72	20150220-01	20150220-01	0	0	Open lock	Completed
73	20150220-01	20150220-01	0	0	Open lock	Completed
74	20150220-01	20150220-01	0	0	Open lock	Completed
75	20150220-01	20150220-01	0	0	Open lock	Completed
76	20150220-01	20150220-01	0	0	Open lock	Completed
77	20150220-01	20150220-01	0	0	Open lock	Completed
78	20150220-01	20150220-01	0	0	Open lock	Completed
79	20150220-01	20150220-01	0	0	Open lock	Completed
80	20150220-01	20150220-01	0	0	Open lock	Completed
81	20150220-01	2015022				

CLIQ Software

Key Audit Chart

Normal Audit Trail

Time	Event	Key	Page No	Event	Action	Result
11/1/2010:38:31	OPEN	OPEN001	1	OPEN001:001:1	Open lock	Completed
11/1/2010:38:55	OPEN	OPEN004	1	OPEN004:001:1	Open lock	Completed
11/1/2010:39:05	OPEN	OPEN005	1	OPEN005:001:1	Open lock	Completed
11/1/2010:39:25	OPEN	OPEN008	1	OPEN008:001:1	Open lock	Completed
11/1/2010:19:27	OPEN	OPEN010	1	OPEN010:001:1	Open lock	Completed
11/1/2010:19:34	OPEN	OPEN011	1	OPEN011:001:1	Open lock	Completed
11/1/2010:24:34	OPEN	OPEN014	1	OPEN014:001:1	Open lock	Completed
11/1/2010:15:23	OPEN	OPEN014	1	OPEN014:001:1	Open lock	Completed
11/1/2010:15:23	OPEN	OPEN014	1	OPEN014:001:1	Open lock	Completed
11/1/2010:19:22	OPEN	OPEN014	1	OPEN014:001:1	Open lock	Completed
11/1/2010:34:38	OPEN	OPEN014	1	OPEN014:001:1	Open lock	Completed
11/1/2010:15:11	OPEN	OPEN014	1	OPEN014:001:1	Open lock	Completed
11/1/2010:12:52	OPEN	OPEN011	1	OPEN011:001:1	Open lock	Completed
11/1/2010:28:27	OPEN	OPEN014	1	OPEN014:001:1	Open lock	Completed
11/1/2010:19:26	OPEN	OPEN014	1	OPEN014:001:1	Open lock	Completed
10/29/2010:16:13	OPEN	OPEN011	1	OPEN011:001:1	Open lock	Completed
10/29/2010:24:17	OPEN	OPEN014	1	OPEN014:001:1	Open lock	Completed
10/29/2010:19:26	OPEN	OPEN014	1	OPEN014:001:1	Open lock	Completed
10/29/2010:17:08	OPEN	OPEN011	1	OPEN011:001:1	Open lock	Completed
10/29/2010:10:27	OPEN	OPEN014	1	OPEN014:001:1	Open lock	Completed
10/29/2010:19:26	OPEN	OPEN014	1	OPEN014:001:1	Open lock	Completed
10/29/10:15:16	OPEN	OPEN014	1	OPEN014:001:1	Open lock	Completed

ASSA CLIQ™ Programming Unit & Software

Item No.	Description	Price
CLIQ-END	Program Device with Single Site Performer Software – Manages CLIQ System	1,981.75
CLIQ-END-NT	Program Device with Network Performer Software – Manages CLIQ System	2,407.75
CLIQ-ESDK	Executive Sales Demo Kit	632.50/net
CLIQ-DEA	Program Device with Single Site Performer Software – Manages Multiple CLIQ Systems	1,981.75
CLIQ-DEA-NT	Program Device with Network Performer Software – Manages Multiple CLIQ Systems	2,407.75
CLIQ-PD	CLIQ Programming Device	1,361.00
CLIQ-NT-LIC	License Upgrade from Single Site to Network Installation	1,084.25
CLIQ-TRAINING	CLIQ Professional Service	1,900.00/T&E/NET
CLIQ-SDK	Sales Demo Kit	8,810.25

CLIQ-WCVR-PLASTIC \$57.10

CLIQ-WCVR-METAL \$77.10

All ASSA keys are manufactured from the highest quality nickel silver material. The key's rounded back facilitates smooth operation and minimizes wear. The large key bow simplifies identification and use by manually impaired people.

Available in several profiles ASSA high security keys all feature a unique side milling on the lower portion of the key blade which is precut at the ASSA factory. Each side milling represents a proprietary key section that is factory controlled on a geographic basis providing an unmatched level of patented key control.



Benefits:

- Two sets of key cuts designed to operate independent locking mechanisms
- Innovative key design protected by U.S. and international patents
- Patented key control offers the ultimate in high security
- Top cuts can be generated on standard, quality code cutting equipment
- ASSA's generous keying capabilities allow over 160,000 change keys under a single master key

Certification:

- Maximum+ key listed under U.S. Patent number 8,205,473

Warranty:

- ASSA warrants that if a key should break under normal usage, ASSA will replace it at no charge
- ASSA warrants that no other top level master key for any other ASSA factory generated master key system will operate as a top level key in an end-user's system for a specified geographic territory
- ASSA's patented key systems are legally protected against unauthorized key duplication

Technical Information:

- High quality nickel silver material
- Key combination is read from tip to bow
- No. 1 cut is deepest, No. 9 is shallowest
- Maximum adjacent cut is 5 (example: 1-6 is acceptable, 1-7, 8 or 9 is not)
- Cut depth is measured as root depth from back of key to bottom of cut

Special stamping and custom coining available



Maximum+



Twin Maximum



Twin 6000 &
Twin Exclusive



Twin V-10



Twin Pro



UK



UM



PK



PL



UL



868062
600 Series

ASSA Cut Keys

Item No.	Description	Price
MAXP-KD	Maximum+ Cut Keys – KD	18.25
MAXP-KA	Maximum+ Cut Keys – KA	18.25
MAXP-MK	Maximum+ Control – MK	18.25
MAXP-CTRL	Maximum+ Control Key	18.25
TMAX-KD	Twin Maximum Cut Keys – KD (Replaced by part MAXP-KD in 2014)	18.25
TMAX-KA	Twin Maximum Cut Keys – KA (Replaced by part MAXP-KA in 2014)	18.25
TMAX-MK	Twin Maximum Cut Keys – MK (Replaced by part MAXP-MK in 2014)	18.25
TMAX-CTRL	Twin Maximum – CTRL (Replaced by part MAXP-CTRL in 2014)	18.25
TWIN-KD	Twin Exclusive/6000 Classic (Specify Profile) Cut Keys – KD	19.90
TWIN-KA	Twin Exclusive/6000 Classic (Specify Profile) Cut Keys – KA	19.90
TWIN-MK	Twin Exclusive/6000 Classic (Specify Profile) Cut Keys – MK	19.90
TWIN-CTRL	Twin Exclusive/Twin 6000 – CTRL	19.90
V-10-KD	Twin V-10 Cut Keys – KD	19.90
V-10-KA	Twin V-10 Cut Keys – KA	19.90
V-10-MK	Twin V-10 Cut Keys – MK	19.90
V-10-CTRL	Twin V-10 – CTRL	19.90
TPRO-KD	Twin Pro Cut Keys – KD	19.90
TPRO-KA	Twin Pro Cut Keys – KA	19.90
TPRO-MK	Twin Pro Cut Keys – MK	19.90
TPRO-CTRL	Twin Pro – CTRL	19.90
SFIC-KD	ASSA SFIC Cut Keys – KD	18.25
SFIC-KA	ASSA SFIC Cut Keys – KA	18.25
SFIC-MK	ASSA SFIC Cut Keys – MK	18.25
SFIC-CTRL	ASSA SFIC Cut Keys – CTRL	18.25
600-KD	600 Series Cut Keys – KD	19.50
600-KA	600 Series Cut Keys – KA	19.50
600-MK	600 Series Cut Keys – MK	19.50

ASSA Key Blanks

Item No.	Description	Price Each
762951	ASSA SFIC Blanks -Minimum Qty 100-Specify Sidebar Code and Profile	7.15
323330	Maximum+ Key Blank Qty. 100/box (Specify Sidebar Code)	7.15
359644	Twin Maximum Key Blanks Qty. 100/box (Specify Sidebar Code), (Replaced by part 323330 in 2014)	7.15
867091	Twin 6000 Key Blanks (specify sidebar code and profile) Qty. 100/box	7.60
E867091	Twin Exclusive Key blanks/Sidebar code (specify sidebar code) Qty 100/box	7.60
250694	Twin V-10 Keyblanks/Sidebar code (specify sidebar code) Qty 100/box	7.60
816313	Twin Pro Keyblanks/Sidebar code (specify sidebar code) Qty. 100/box	7.60
868062	600 Series Key Blanks- Minimum Qty 100 – Specify Profile	7.40
462000	500 Series Key Blanks- Minimum Qty 100 – Specify Profile	7.65
462001	700 Series Key Blanks- Minimum Qty 100 – Specify Profile	7.65

ASSA Coined Key Blanks

Item#	Description	Price
IDC	Initial die charge	250.00/net
868996	500 minimum key blank quantity each order (Specify profile and side code)	7.65

ASSA 600 Series Cut Keys & Key Blanks

Item#	Description	Price
600-KD	Cut Keys KD / KA	19.50
600-MK	Cut Keys, In a Master Key System	19.50
868062	Key blanks/ Specify profile (UK, UL, UM, PK, PL)	7.40

ASSA 500 Series Key Blanks

Item#	Description	Price
462000	Key blanks/ specify profile	7.65

ASSA 700 Series Key Blanks

Item#	Description	Price
462001	Key blanks/ specify profile	7.65

The ASSA Key Records Department carefully designs and records master key systems in compliance with customer requirements and ASSA security policy. System documents are thoroughly detailed, produced, and professionally presented, and should be considered valuable and confidential. Key Records information and service is available as follows:

Factory Keyed Cylinders

Cylinders pinned by the factory are supplied "Keyed Different" or if so specified as one of the following options:

- Master Keyed (Bittings provided at No Charge when requested with the order).....18.25 per cylinder
- Keyed Alike/Keyed Different No Charge
- Single Keyed Different (Part of MK System)18.25 per cylinder

Master Key Log

An ASSA Master Key order log file must be submitted electronically to ASSA Key Records for all factory master keyed orders. The form is available by contacting your ASSA Sales Representative, ASSA Customer Service, or on our web site at www.assalock.com/download.htm. The completed form is then e-mailed to ASSA Key Records at Assaorders@assalock.com.

ASSA, Inc. uses DHI (Door Hardware Institute) nomenclature as a lock industry standard in key system design such as key coding. Any variation outside of DHI standard has risk. The ASSA Master Key System Development Department will attempt to convert any keying or key coding outside of standard DHI format but accepts no responsibility for mistakes in understanding other nomenclature outside of the DHI industry standard.

Factory Generated Master Key Systems

ASSA will provide new master key systems for pinning by the locksmith in accordance with prices below:

Bitting lists or key charts requested for key sets ordered with a factory keyed product for new or existing master key systems will be provided at "No Charge."

Orders for bitting lists ONLY without factory keyed product will be charged per the price table below.

Orders for additional bittings for existing master key groups will be provided as follows:

- Up to 10 bittings under an existing master key already established in the system will be provided at "No Charge." Orders for all bittings requiring the establishment of a new master key in an existing master key system will be provided per the price table below.
- Orders greater than 10 bittings for an existing master key system will be provided per the price table below.
- Order acknowledgment will reflect tier number for appropriate quantity.

		ON PAPER				ON DISK			
		Bittings Only		Bittings & Pinnings		Bittings Only		Bittings & Pinnings	
Tier	Quantity	Part No.	Price	Part No.	Price	Part No.	Price	Part No.	Price
1	1-50	MKBC-1B	200.00	MKBC-1BP	600.50	MKBC-1D	94.25	MKBC-1BPD	194.75
2	51-200	MKBC-2B	300.50	MKBC-2BP	799.75	MKBC-2D	94.25	MKBC-2BPD	387.25
3	201-1000	MKBC-3B	398.75	MKBC-3BP	999.50	MKBC-3D	94.25	MKBC-3BPD	484.75
4	1001-5000	MKBC-4B	499.50	MKBC-4BP	1,600.00	MKBC-4D	94.25	MKBC-4BPD	776.75
5	5001-10000	MKBC-5B	630.25	MKBC-5BP	2,400.75	MKBC-5D	94.25	MKBC-5BPD	1,166.75
6	10001-25000	MKBC-6B	858.00	MKBC-6BP	3,107.50	MKBC-6D	182.50	MKBC-6BPD	1,508.00

Over 25,000 or more contact Customer Service for quote. These prices are for a hierarchical Master Key System with no Cross-keying of selective keys. For special requirements, contact Customer Service or Key Records Department. System design changes requested by the customer to an established ASSA master key system are subject to a \$500.00 list charge.

Systems prior to 1996, contact Customer Service for quote. Disks will be provided in flat ASCII text only.

Standard KD/KA key stamping includes keyway designation code.

Standard MK system stamping includes standard key coding key symbol.

Do Not Duplicate and other special stamping requirements will be priced at 4.75 per stamp. ASSA can stamp up to 6 alpha-numeric characters. If more are required please consult the factory.

Rekeying Charges

Item No.	Description	Price
RE-KEY	Non-Master Keyed Cylinders	65.75
RE-KEY-MK	Master Keyed Cylinders	80.50

Factory does not recommend cross-keying and will not warranty any cross-keyed cylinders.

Master Key Order Procedure:

Master key system orders for ASSA products are processed using proprietary software. This allows us to import the customer order data when it is submitted to us in the compatible format described below on a diskette or via E-mail. **All ASSA factory master key systems must be submitted electronically in this format**

Excel File Format:

The format of an Excel file which we can import is shown below. The first row in the file should number the columns 1 through 14, the file should not contain headers or formulas.

The import of an Excel format file offers a special feature regarding systems which incorporate a ENG key. If a particular item is to be operated by the ENG key in addition to the other key indicated by the keyset you can indicate this to our software by adding a suffix of "-E" to the keyset. In such a case AA1 would become AA1-E if it should be operated by the ENG key. This specification option is not available if the imported file is supplied in ASCII format.

In order to ensure that correct master keying information is received and accurate records are maintained, ASSA has designed an Order Log Template. The following is an example of a completed sample order log:

Column	Content	Character Limit
1	Item #	4
2	Cylinder Quantity	4
3	Cyl/Cam PN	12
4	Finish	5
5	Column Unused	Column Unused
6	Keyset	12
7	Key Quantity	4
8	Door #	12
9	Comments	20
10	Special Key Stamp	12 (For stamping other than DHI or SKCS standard)
11	Column Unused	Column Unused
12	Column Unused	Column Unused
13	Column Unused	Column Unused
14	Cross Keying Info	20

	A	B	C	D	E	F	G	H	I	J	K	L	M	N
1	Item#	Cyl.Qty	Cyl/Cam Part#	Finish	None	Keyset	Key.Qty	Door # (Location)	Comments	Spl. Key Stamp	None	None	None	Cross-keying info
2	1	2	3	4	5	6	7	8	9	10	11	12	13	14
3	1	1	98611	13		AA1	2	12 - 125						
4	2	1	98611	13		AA2	2	12 - 126						
5	3	1	98611	13		AA3	2	12 - 177						
6	4	3	98611	13		AA4	2	12 - 178						
7	5	1	98611	13		XAA5	2	12 - 179		M01				OpBy A;AA;AA6;AA7;AA8
8	6	1	98611	13		AA6	2	12 - 180						

The template for the order log file that must be submitted with all factory master keyed orders can be found on our web site at http://www.assalock.com/en/site/assalock_com/Resources.

When filling out the key quantity column, the quantity of keys entered on the line will be the total number of keys supplied for that line. This field cannot be left blank. **Even if no keys are required a zero must be entered.**

In the example above, item 4 has 3 cylinders and 2 keys specified.

The total number of keys to be supplied for this line is 2.

The Order Log Template is also available by contacting your local ASSA sales representative or ASSA Customer Service. If a computer or the Excel program is not available to you, contact your local ASSA sales representative for assistance in getting the form completed. The completed form along with the formal written purchase order is then e-mailed to ASSA Customer Service at email address Assaorders@assalock.com.

The ASSA Key Records Department carefully designs and records master key systems in compliance with customer requirements and ASSA security policy. System documents are thoroughly detailed, produced, and professionally presented, and should be considered valuable and confidential. Key Records information and service is available as follows:

Factory Keyed Cylinders:

Cylinders pinned by the factory are supplied "Keyed Different" or if so specified as one of the following options:

- Master Keyed (Bitings provided at No Charge when requested with the order)
- Keyed Alike/Keyed Different
- Single Keyed Different (Part of MK System)

**Factory does not recommend cross-keying
and will not warranty any cross-keyed cylinders.**

ASSA mortise cylinders are designed to replace several original manufacturers' cylinders in their locksets offering the highest level of security available on the market today. Made to standard U.S. dimensions, these rugged cylinders are available in a variety of finishes and lengths and stand up to even the heaviest abuse. All ASSA High Security mortise cylinders are listed under U.L. 437, a set of tests for determining the cylinder's physical resistance against various forms of attack. ASSA mortise cylinders will improve the security of standard mortise locksets by Arrow, Corbin/Ruswin, Sargent, Schlage, Yale and many other manufacturers.



Benefits:

- Drill resistant cylinder housing and plug
- Case-hardened steel inserts and stainless steel pins
- Two independent locking mechanisms to ensure optimum pick resistance
- Inactive "false" gates in side pins designed to increase pick resistance
- Counter mill in each chamber position to further enhance pick resistance
- Extremely close tolerances
- Can be easily rekeyed in the field
- With the purchase of one inexpensive kit, 1-1/8" mortise cylinder is easily converted to rim cylinder

Certification:

- All ASSA High Security Mortise cylinders are U.L. 437 Listed

Warranty:

- ASSA warrants its cylinders against defective workmanship or wear resulting from defects for one year

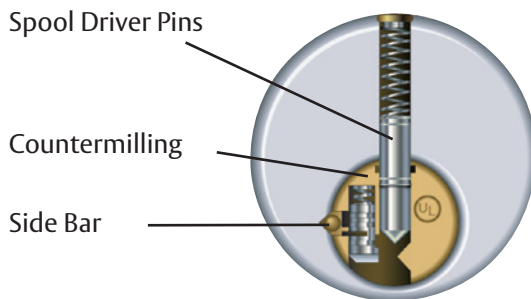
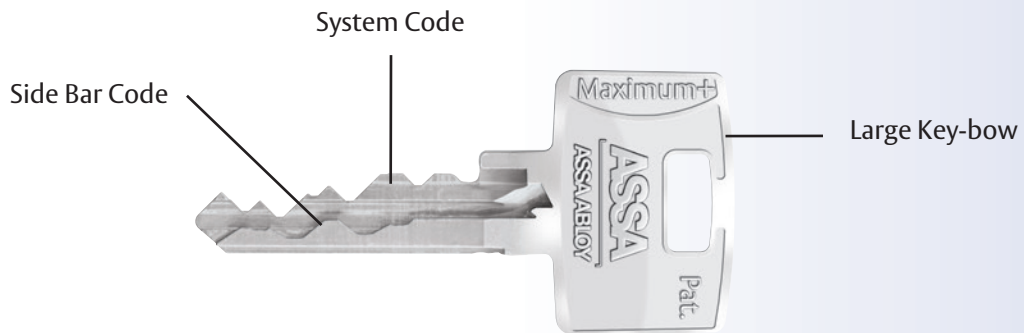
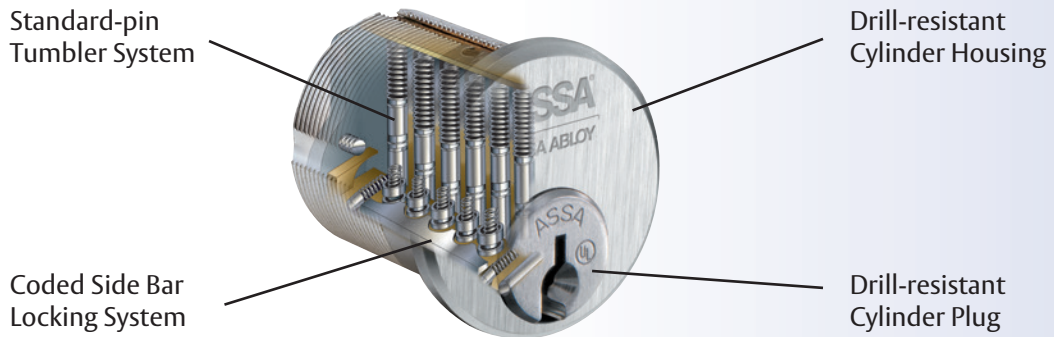
Technical Information:

- Available in cylinder lengths 1-1/8" through 2" in 1/8" increments
- Available with limited rotation and/or unidirectional features
- 13 cam options available
- Cylinder housing and plug are made of high quality brass
- Stainless steel top pins
- Bottom pins and master pins are nickel silver

Finishes:

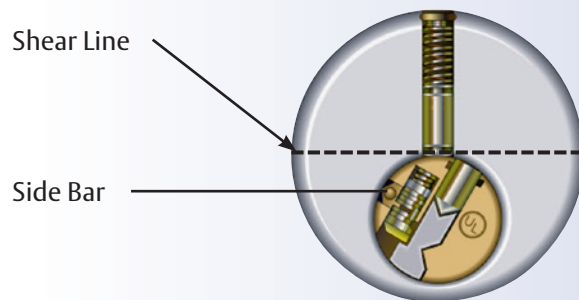
BHMA Symbol	U.S. Symbol	Description
625	US 26	Bright Chrome
626	US 26D	Satin Chrome
605	US 3	Bright Brass
606	US 4	Satin Brass
612	US 10	Satin Bronze
624	US 10B	Dark Oxidized Bronze

Note: Plug finishes available in 626 and 606 only.



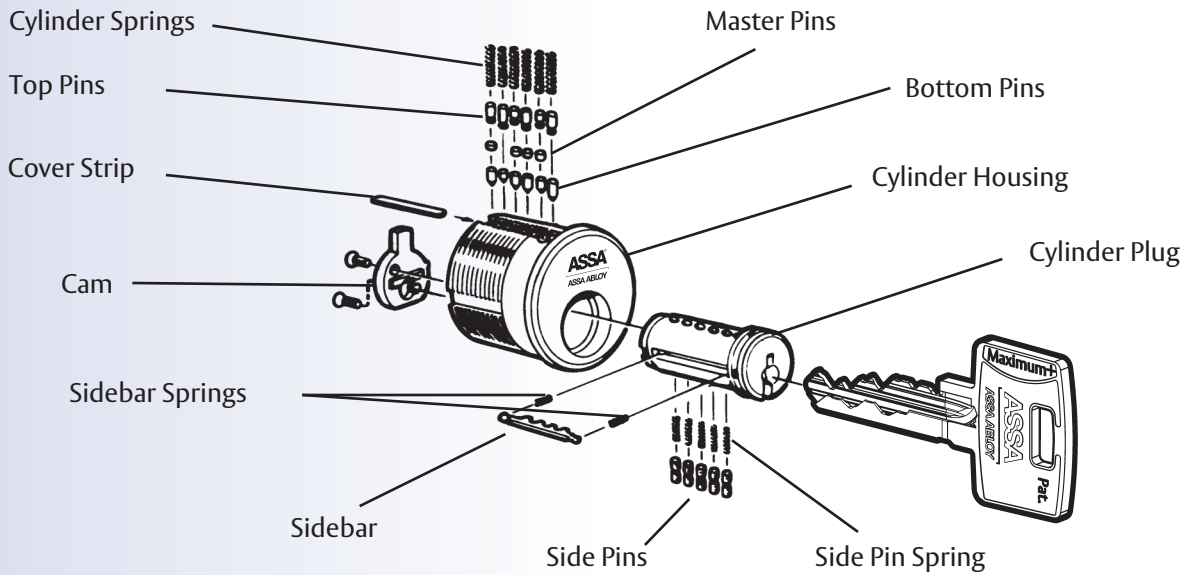
No key inserted:

- Standard pins block the shear line
- Side bar rests in groove of cylinder housing, blocking movement of plug



Correct key inserted:

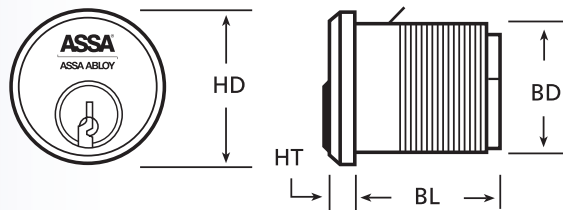
- System code of key lifts standard pins to shear line
- Side bar code of key lifts side pins into a position where the side bar can be received. Side bar then recesses into plug as key is turned



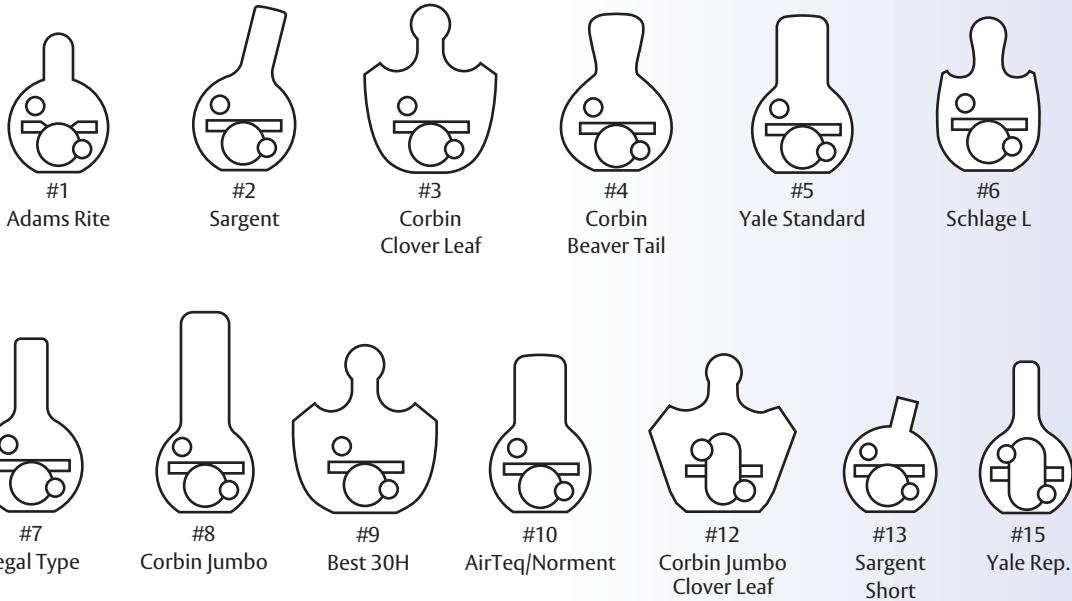
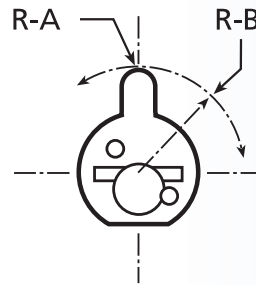
Mortise Cylinders Specifications

Mortise Cylinder Key:

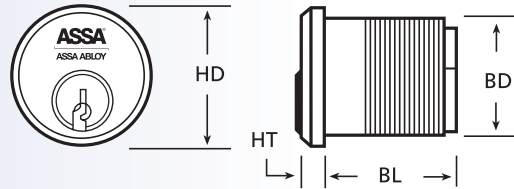
HD – Head Diameter
HT – Head Thickness
BL – Body Length (Includes Cam)
BD – Body Diameter



Description	HD Head Diameter	HT Head Thickness	BL Body Length w/Cam	BD Body Diameter
1-1/8" Mortise Cylinders	1.366"	0.138"	1.125"	1.157"
1-1/4" Mortise Cylinders			1.25"	
1-3/8" Mortise Cylinders			1.375"	
1-1/2" Mortise Cylinders			1.5"	
1-5/8" Mortise Cylinders			1.625"	
1-3/4" Mortise Cylinders			1.75"	
1-7/8" Mortise Cylinders			1.875"	
2" Mortise Cylinders			2.0"	
Corbin Jumbo Mortise Cylinder	1.648"		1.125"	1.492"








Cam #	Description	RA – Head Radius	RB – Overall Radius
#1	Adams Rite Cam	0.118"	0.555"
#2	Sargent Cam	N/A	0.709"
#3	Corbin Clover Leaf Cam	0.114"	0.602"
#4	Corbin Beaver Tail Cam	N/A	0.732"
#5	Yale Standard Cam	N/A	0.709"
#6	Schlage "L" Cam	0.124"	0.516"
#7	Segal Type Cam	N/A	0.779"
#8	Corbin Jumbo Cam	N/A	0.914"
#9	Best 30H Cam	0.114"	0.602"
#10	AirTeq/Norment Cam	N/A	0.787"
#12	Corbin Jumbo Clover Leaf	0.114"	0.828"
#13	Sargent Short Cam	N/A	0.515"
#15	Yale Replacement Cam	0.308"	0.742"



Mortise Cylinder Key:

HD – Head Diameter
HT – Head Thickness
BL – Body Length (Includes Cam)
BD – Body Diameter

Model#/Cam	Notes	Size	Description	HD	HT	BL	BD	Comp	Sub	SNS
Maximum+										
9851- (Specify Cam)	†	1-1/8"	Maximum+ Mortise Cylinder	1.366"	0.138"	1.125"	1.157"	140.00	120.00	115.00
9852- (Specify Cam)	†	1-1/4"				1.25"		151.00	131.00	126.00
9853- (Specify Cam)		1-3/8"				1.375"		332.00	312.00	307.00
9854- (Specify Cam)		1-1/2"				1.50"		350.00	330.00	325.00
9855- (Specify Cam)		1-5/8"				1.625"		355.00	335.00	330.00
9856- (Specify Cam)		1-3/4"				1.75"		362.00	342.00	337.00
9857- (Specify Cam)		1-7/8"				1.875"		370.00	350.00	345.00
9858- (Specify Cam)		2"				2.0"		377.00	357.00	352.00
Maximum+ Restricted										
R2851- (Specify Cam)	†	1-1/8"	Maximum+ Restricted Mortise Cylinder	1.366"	0.138"	1.125"	1.157"	52.00	32.00	—
R2852- (Specify Cam)	†	1-1/4"				1.25"		70.00	50.00	—
R2853- (Specify Cam)		1-3/8"				1.375"		84.00	64.00	—
R2854- (Specify Cam)		1-1/2"				1.50"		76.00	56.00	—
R2855- (Specify Cam)		1-5/8"				1.625"		108.00	88.00	—
Twin Maximum										
8851- (Specify Cam)	† 	1-1/8"	Twin Maximum Mortise Cylinder	1.366"	0.138"	1.125"	1.157"	140.00	120.00	115.00
8852- (Specify Cam)	† 	1-1/4"				1.25"		151.00	131.00	126.00
8853- (Specify Cam)		1-3/8"				1.325"		332.00	312.00	307.00
8854- (Specify Cam)		1-1/2"				1.50"		350.00	330.00	325.00
8855- (Specify Cam)		1-5/8"				1.625"		355.00	335.00	330.00
8856- (Specify Cam)		1-3/4"				1.75"		362.00	342.00	337.00
8857- (Specify Cam)		1-7/8"				1.875"		370.00	350.00	345.00
8858- (Specify Cam)		2"				2.0"		377.00	357.00	352.00
Twin Exclusive										
E6551- (Specify Cam)	†	1-1/8"	Twin Exclusive Mortise Cylinder	1.366"	0.138"	1.125"	1.157"	175.00	155.00	150.00
E6552- (Specify Cam)	†	1-1/4"				1.25"		189.00	169.00	162.00
E6553- (Specify Cam)		1-3/8"				1.325"		429.00	409.00	404.00
E6554- (Specify Cam)		1-1/2"				1.50"		438.00	418.00	413.00
E6555- (Specify Cam)		1-5/8"				1.625"		431.00	411.00	406.00
E6556- (Specify Cam)		1-3/4"				1.75"		440.00	420.00	415.00
E6557- (Specify Cam)		1-7/8"				1.875"		449.00	429.00	424.00
E6558- (Specify Cam)		2"				2.0"		459.00	439.00	434.00
Twin 6000 Classic										
6551- (Specify Cam)	†	1-1/8"	Twin 6000 Classic Mortise Cylinder	1.366"	0.138"	1.125"	1.157"	175.00	155.00	150.00
6552- (Specify Cam)	†	1-1/4"				1.25"		189.00	169.00	162.00
6553- (Specify Cam)		1-3/8"				1.375"		429.00	409.00	404.00
6554- (Specify Cam)		1-1/2"				1.50"		438.00	418.00	413.00
6555- (Specify Cam)		1-5/8"				1.625"		431.00	411.00	406.00
6556- (Specify Cam)		1-3/4"				1.75"		440.00	420.00	415.00
6557- (Specify Cam)		1-7/8"				1.875"		449.00	429.00	424.00
6558- (Specify Cam)		2"				2.0"		459.00	439.00	434.00

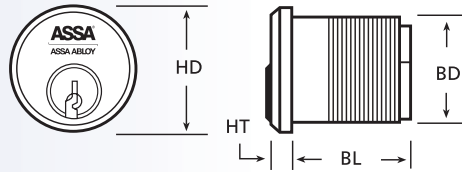
† Available in special function cylinders, see page 5, add \$36.35.

 – Twin Maximum available with either CLIQ™ Remote or CLIQ™ Technology, add \$535.50.

Example: 8851-1 x **CLIQ** x 626 x Sidebar x Comp

How To Order ASSA Mortise Cylinders:

Example:	Model #	Cam #	Finish	Security Form	Keyway
	9851-	1 (Cams 1-6 no extra charge)	626	Sub	0A7-200
		(Cams 7-15 add \$5.00 to price of cylinder)	<i>Contact Customer Service Department for Keyway Numbers.</i>		



Mortise Cylinder Key:



HD – Head Diameter

HT – Head Thickness

BL – Body Length (Includes Cam)

BD – Body Diameter

Corbin Jumbo Mortise Cylinders


Model#/Cam	Notes	Description	HD	HT	BL	BD	Comp	Sub	SNS
Maximum+									
7951-8	†	Corbin Jumbo Mortise Cylinder with Corbin Jumbo Cam	1.648"	0.138"	1.125"	1.492"	283.00	263.00	258.00
7951-12	†	Corbin Jumbo Mortise Cylinder w/ Cor. Jumbo Clover Cam					283.00	263.00	258.00
Twin Maximum									
7851-8	† 	Corbin Jumbo Mortise Cylinder with Corbin Jumbo Cam	1.648"	0.138"	1.125"	1.492"	291.25	271.25	266.25
7851-12	† 	Corbin Jumbo Mortise Cylinder w/ Cor. Jumbo Clover Cam					291.25	271.25	266.25
Twin Exclusive									
E7551-8	†	Corbin Jumbo Mortise Cylinder with Corbin Jumbo Cam	1.648"	0.138"	1.125"	1.492"	333.00	313.00	308.00
E7551-12	†	Corbin Jumbo Mortise Cylinder w/ Cor. Jumbo Clover Cam					333.00	313.00	308.00
Twin 6000 Classic									
7551-8	†	Corbin Jumbo Mortise Cylinder with Corbin Jumbo Cam	1.648"	0.138"	1.125"	1.492"	333.00	313.00	308.00
7551-12	†	Corbin Jumbo Mortise Cylinder w/ Cor. Jumbo Clover Cam					333.00	313.00	308.00
Twin V-10									
V7551-8	†	Corbin Jumbo Mortise Cylinder with Corbin Jumbo Cam	1.648"	0.138"	1.125"	1.492"	333.00	313.00	308.00
V7551-12	†	Corbin Jumbo Mortise Cylinder w/ Cor. Jumbo Clover Cam					333.00	313.00	308.00
Twin Pro									
7151-8	†	Corbin Jumbo Mortise Cylinder with Corbin Jumbo Cam	1.648"	0.138"	1.125"	1.492"	333.00	313.00	308.00
7151-12	†	Corbin Jumbo Mortise Cylinder w/ Cor. Jumbo Clover Cam					333.00	313.00	308.00
Twin Low									
L751-8		Corbin Jumbo Mortise Cylinder with Corbin Jumbo Cam	1.648"	0.138"	1.125"	1.492"	Twin Low Series is Discontinued. Contact Factory for Availability and Pricing.		
L751-12		Corbin Jumbo Mortise Cylinder w/ Cor. Jumbo Clover Cam							
600 Series Classic									
751-8		Corbin Jumbo Mortise Cylinder with Corbin Jumbo Cam	1.648"	0.138"	1.125"	1.492"	269.00	249.00	—
751-12		Corbin Jumbo Mortise Cylinder w/ Cor. Jumbo Clover Cam					269.00	249.00	—

† Available in special function cylinders, see page 5, add \$36.35.



– Twin Maximum available with either CLIQ™ Remote or CLIQ™ Technology, add \$535.50.

Example: 7851-8 x CLIQ x 626 x Sidebar x Comp



Maximum+ / Twin Maximum / Twin Pro

Model#	Notes	Description	Price
867429	*	1-1/8" Cylinder Shell	90.65
867430	*	1-1/4" Cylinder Shell	90.65
867431	*	1-3/8" Cylinder Shell	153.10
867432	*	1-1/2" Cylinder Shell	153.10
867433	*	1-5/8" Cylinder Shell	144.25
867434	*	1-3/4" Cylinder Shell	149.95
867435	*	1-7/8" Cylinder Shell	159.90
867436	*	2" Cylinder Shell	166.25
807987	*	Corbin Jumbo 1-1/8" Shell	104.55
356955	*†	1-1/8" Cylinder Plug	50.00
356956	*†	1-1/4" Cylinder Plug	50.00
356957	*†	1-3/8" Cylinder Plug	55.00
356958	*†	1-1/2" Cylinder Plug	55.00
356959	*†	1-5/8" Cylinder Plug	60.00
356960	*†	1-3/4" Cylinder Plug	65.00
356961	*†	1-7/8" Cylinder Plug	65.00
356962	*†	2" Cylinder Plug	75.00

* – Indicates Finished Components.

† – Specify Profile. 0A7, 0M7

Twin V-10

Model#	Notes	Description	Price
867429	*	1-1/8" Cylinder Shell	90.65
867430	*	1-1/4" Cylinder Shell	90.65
867431	*	1-3/8" Cylinder Shell	153.10
867432	*	1-1/2" Cylinder Shell	153.10
867433	*	1-5/8" Cylinder Shell	144.25
867434	*	1-3/4" Cylinder Shell	149.95
867435	*	1-7/8" Cylinder Shell	159.90
867436	*	2" Cylinder Shell	166.25
807987	*	Corbin Jumbo 1-1/8" Shell	104.55
353970	*	1-1/8" Cylinder Plug	50.00
353971	*	1-1/4" Cylinder Plug	50.00
353972	*	1-3/8" Cylinder Plug	55.00
353973	*	1-1/2" Cylinder Plug	55.00
353974	*	1-5/8" Cylinder Plug	60.00
353975	*	1-3/4" Cylinder Plug	65.00
353976	*	1-7/8" Cylinder Plug	65.00
353977	*	2" Cylinder Plug	75.00

* – Indicates Finished Components


Twin Exclusive / Twin 6000 Classic

Model#	Notes	Description	Price
867429	*	1-1/8" Cylinder Shell	90.65
867430	*	1-1/4" Cylinder Shell	90.65
867431	*	1-3/8" Cylinder Shell	153.10
867432	*	1-1/2" Cylinder Shell	153.10
867433	*	1-5/8" Cylinder Shell	144.25
867434	*	1-3/4" Cylinder Shell	149.95
867435	*	1-7/8" Cylinder Shell	159.90
867436	*	2" Cylinder Shell	166.25
807987	*	Corbin Jumbo 1-1/8" Shell	104.55
367019	*†	1-1/8" Cylinder Plug	50.00
367020	*†	1-1/4" Cylinder Plug	50.00
367021	*†	1-3/8" Cylinder Plug	55.00
367022	*†	1-1/2" Cylinder Plug	55.00
367023	*†	1-5/8" Cylinder Plug	60.00
367024	*†	1-3/4" Cylinder Plug	65.00
367025	*†	1-7/8" Cylinder Plug	65.00
367026	*†	2" Cylinder Plug	75.00

* – Indicates Finished Components.

† – Specify Profile. 51, 851

Commonly used on apartment and condominium doors, ASSA rim cylinders are used on vertical deadbolt locks and are also designed for commercial exit and panic devices. Available with either horizontal/vertical break-off or lazy-motion type break-off tailpieces, ASSA rim cylinders can be ordered with the standard or the Sargent rim exit device mounting patterns. The standard rim cylinder can be easily converted to a mortise cylinder by simply replacing the rim tailpiece assembly with the appropriate cam.



Benefits:

- Drill resistant cylinder housing and plug
- Case-hardened steel inserts and stainless steel pins
- Two independent locking mechanisms to ensure security and optimum pick resistance
- Inactive “false” gates in side pins designed to increase pick resistance
- Counter mill in each chamber position to further enhance pick resistance
- Extremely close tolerances
- Can be easily rekeyed in the field
- Standard and Sargent hole pattern available
- Standard rim cylinder is easily converted to mortise cylinder

Warranty:

- ASSA warrants its cylinders against defective workmanship or wear resulting from defects for one year

Certification:

- All ASSA High Security Rim cylinders are U.L. 437 Listed

Technical Information:

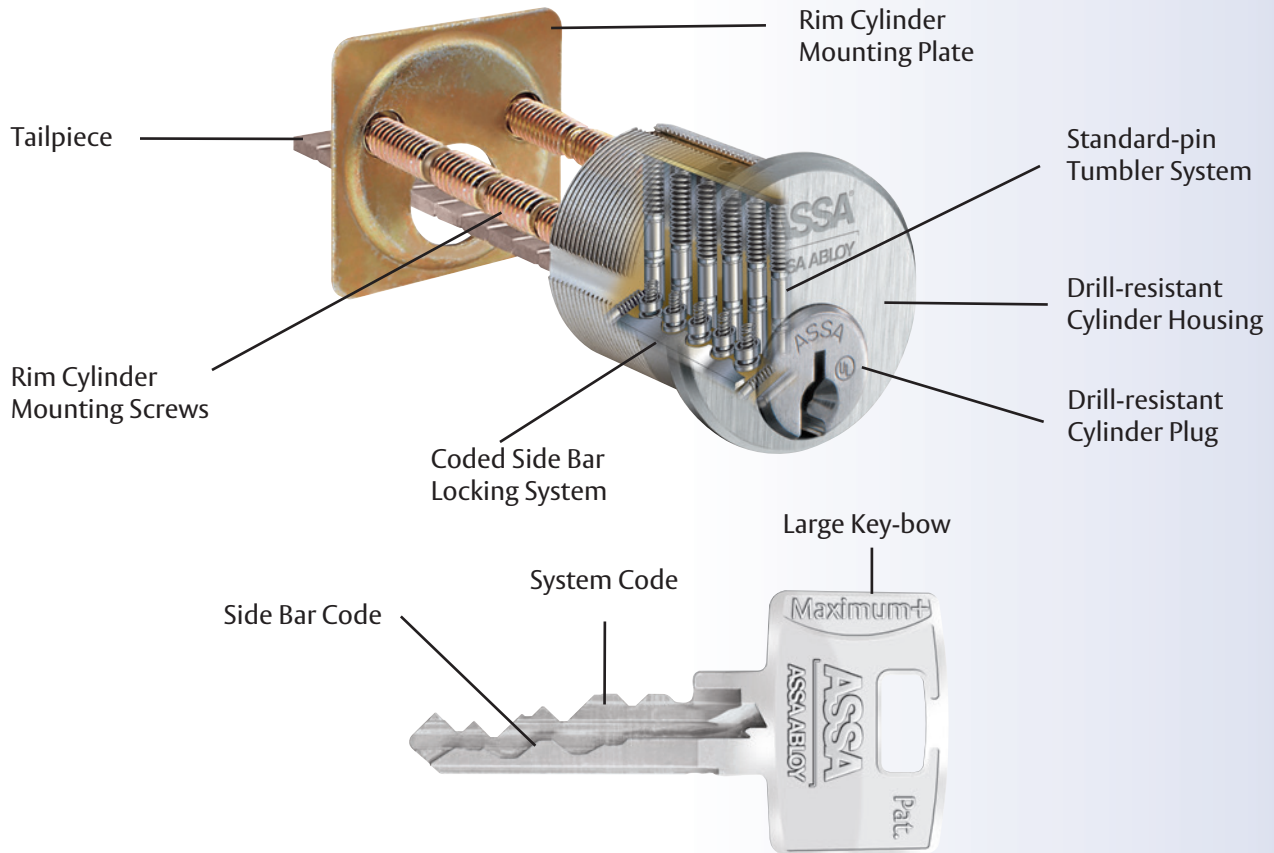
- Available with limited rotation and/or unidirectional features
- Cylinder housing and plug are made of high quality brass
- Stainless steel top pins
- Bottom pins and master pins are nickel silver

Finishes:

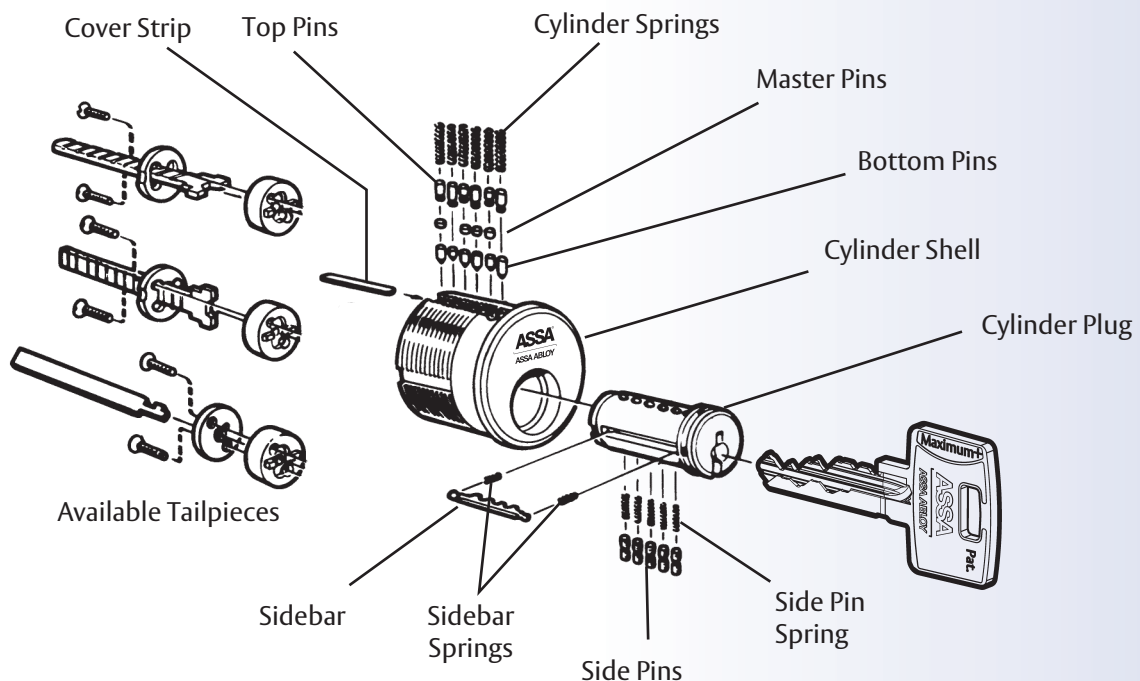
BHMA Symbol	U.S. Symbol	Description
625	US 26	Bright Chrome
626	US 26D	Satin Chrome
605	US 3	Bright Brass
606	US 4	Satin Brass
612	US 10	Satin Bronze
624	US 10B	Dark Oxidized Bronze

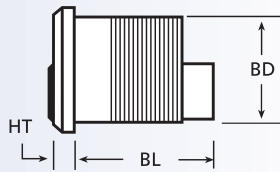
Note: Plug finishes available in 626 and 606 only.

Rim Cylinders Cut-Away View

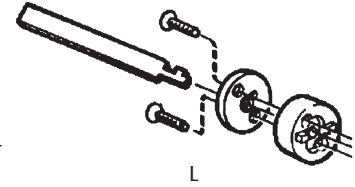
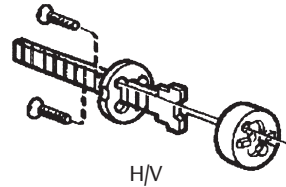


Rim Cylinders Exploded View





Available Tailpieces



Mortise Cylinder Key:

HD – Head Diameter

HT – Head Thickness

BL – Body Length (Includes Retainer)


BD – Body Diameter

Model#	Tailpiece (Specify)	Notes	Description	HD	HT	BL	BD	Comp	Sub	SNS
Maximum+ Rim Cylinders										
9851	H, V, or L	†	1-1/8" Rim Cylinder	1.366"	0.138"	1.290"		168.00	148.00	143.00
7951	H, V, or L	†	Corbin Jumbo Rim Cylinder	1.643"	0.170"	1.270"	1.157"	318.00	298.00	293.00
S9851	H, V, or L	†	Special SGT Cylinder (Drilled for SGT. Devices)	1.366"	0.138"	1.290"		185.00	165.00	160.00
Maximum+ Restricted Rim Cylinders										
R2851	H, V, or L		1-1/8" Rim Cylinder	1.366"	0.138"	1.290"	1.157"	64.00	44.00	—
RS2851	H, V, or L		Special SGT Cylinder (Drilled for SGT. Devices)					79.00	59.00	—
Twin Maximum Rim Cylinders										
8851	H, V, or L	†	1-1/8" Rim Cylinder	1.366"	0.138"	1.290"		168.00	148.00	143.00
7851	H, V, or L	†	Corbin Jumbo Rim Cylinder	1.643"	0.170"	1.270"	1.157"	318.00	298.00	293.00
S8851	H, V, or L	†	Special SGT Cylinder (Drilled for SGT. Devices)	1.366"	0.138"	1.290"		185.00	165.00	160.00
Twin Exclusive Rim Cylinders										
E6551	H, V, or L	†	1-1/8" Rim Cylinder	1.366"	0.138"	1.290"		199.00	179.00	174.00
E7551	H, V, or L	†	Corbin Jumbo Rim Cylinder	1.643"	0.170"	1.270"	1.157"	387.00	367.00	362.00
ES6551	H, V, or L	†	Special SGT Cylinder (Drilled for SGT. Devices)	1.366"	0.138"	1.290"		216.00	196.00	191.00
Twin 6000 Classic Rim Cylinders										
6551	H, V, or L	†	1-1/8" Rim Cylinder	1.366"	0.138"	1.290"		206.00	179.00	174.00
7551	H, V, or L	†	Corbin Jumbo Rim Cylinder	1.643"	0.170"	1.270"	1.157"	388.00	367.00	362.00
S6551	H, V, or L	†	Special SGT Cylinder (Drilled for SGT. Devices)	1.366"	0.138"	1.290"		216.00	196.00	191.00
Twin V-10 Rim Cylinders										
V6551	H, V, or L	†	1-1/8" Rim Cylinder	1.366"	0.138"	1.290"		206.00	179.00	174.00
V7551	H, V, or L	†	Corbin Jumbo Rim Cylinder	1.643"	0.170"	1.270"	1.157"	387.00	367.00	362.00
VS6551	H, V, or L	†	Special SGT Cylinder (Drilled for SGT. Devices)	1.366"	0.138"	1.290"		216.00	196.00	191.00
Twin Pro Rim Cylinders										
6151	H, V, or L	†	1-1/8" Rim Cylinder	1.366"	0.138"	1.290"		206.00	179.00	174.00
7151	H, V, or L	†	Corbin Jumbo Rim Cylinder	1.643"	0.170"	1.270"	1.157"	387.00	367.00	362.00
S6151	H, V, or L	†	Special SGT Cylinder (Drilled for SGT. Devices)	1.366"	0.138"	1.290"		216.00	196.00	191.00
Twin Low Rim Cylinders										
L651	H, V, or L		1-1/8" Rim Cylinder	1.366"	0.138"	1.290"		155.00	135.00	—
L751	H, V, or L		Corbin Jumbo Rim Cylinder	1.643"	0.170"	1.270"	1.157"	305.00	285.00	—
LS651	H, V, or L		Special SGT Cylinder (Drilled for SGT. Devices)	1.366"	0.138"	1.290"		190.00	170.00	—
600 Series Rim Cylinders										
651	H, V, or L		1-1/8" Rim Cylinder	1.366"	0.138"	1.290"		155.00	135.00	—
751	H, V, or L		Corbin Jumbo Rim Cylinder	1.643"	0.170"	1.270"	1.157"	305.00	285.00	—
S651	H, V, or L		Special SGT Cylinder (Drilled for SGT. Devices)	1.366"	0.138"	1.290"		190.00	170.00	—

Note: All rim cylinders are supplied with a spring loaded collar. † Available in special function cylinders, see page 5, add \$36.35.

– Twin Maximum available with either CLIQ™ Remote or CLIQ™ Technology \$535.50.

Example: 8851-H x x 626 x Sidebar x Comp _____ Note: V = Vertical; H = Horizontal; L = Lazy Motion.



Model#	Notes	Description	Price
Maximum + / Twin Maximum / Twin Pro			
354947	*	SARGENT Drilled Rim Shell	145.00
867429	*	1-1/8" Cylinder Shell	90.65
807987	*	Corbin Jumbo 1-1/8" Shell	104.55
356955	*	1-1/8" Cylinder Plug (Profile 0A7 or 0M7)	50.00
Twin Exclusive / Twin 6000 Classic			
354947	*	SARGENT Drilled Rim Shell	145.00
867429	*	1-1/8" Cylinder Shell	90.65
807987	*	Corbin Jumbo 1-1/8" Shell	104.55
367019	*†	1-1/8" Cylinder Plug (Profile 51 or 851)	50.00
Twin V-10			
354947	*	SARGENT Drilled Rim Shell	145.00
867429	*	1-1/8" Cylinder Shell	90.65
807987	*	Corbin Jumbo 1-1/8" Shell	104.55
353970	*†	1-1/8" Cylinder Plug	50.00

* – Indicates Finished Components.

† – Specify Profile.

How To Order ASSA Rim Cylinders:

Example: **Model #** **Tailpiece** **Finish** **Security Form** **Keyway**
 9851-H.....626Sub.....0A7-200

Contact Customer Service
Department for Keyway
Numbers.

Rim Cylinder mounting plates, screws included with cylinder.
All items available separately below:

Part No.	Description	Price
900210	Rim cylinder mounting plate	2.65
900211	Rim cylinder mounting screws	2.05
900209	Kit, includes plate and 2 screws	3.75
900212	Rim cylinder collar rings (Finish 605, 624 & 626 ONLY)	6.25
867450	Horizontal & Vertical Rim Tailpiece Kit, includes 900209 Kit	24.95
867451	Lazy Motion Rim Tailpiece Kit, includes 900209 Kit	24.95

Aluminum blocking rings, finish 626 or 624 **ONLY**

Part No.	Thickness	Price
900219	1/4".....	7.15
900220	3/8".....	7.15
900221	1/2".....	7.15
Adjustable collar ring, Item No. 900222, finish 626,605 or 624 ONLY ,		13.85
Hardened collar ring, Item No. 900223, finish 626 or 624 ONLY ,		21.15
Corbin Jumbo Collar, Item No. 900224, finish 626, ONLY		17.50

ASSA Mogul cylinders are designed to provide the maximum level of security and durability. Available for Folger Adam, AirTeq/Norment, R.R. Brink, Sargent, and Southern Steel detention locksets, the ASSA Mogul is the smart choice for today's corrections industry. A hardened cover plate and hardened steel inserts in the cylinder shell provide protection against even the most savage and determined forms of physical attack.



Benefits:

- Hardened plug cover plate to prevent drill attack
- Case-hardened steel inserts and stainless steel pins
- Two independent locking mechanisms to ensure security and optimum pick resistance
- Inactive "false" grooves on side pins designed to enhance pick resistance
- Counter mill in each chamber position to further enhance pick resistance
- Extremely close tolerances
- Can be easily rekeyed in the field

Warranty:

- ASSA warrants its cylinders against defective workmanship or wear resulting from defects for one year

Certification:

- All ASSA Twin Series Mogul cylinders are U.L. 437 listed as well as ASTM F 1577 6.6 compliant for standard test methods for Detention Locks

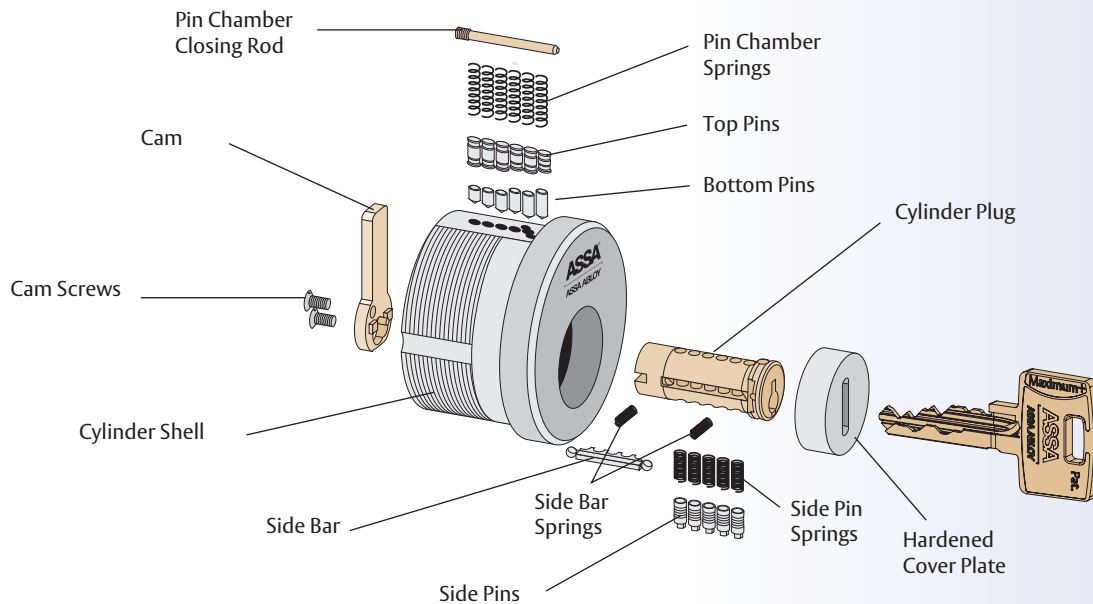
Technical Information:

- Available in 1-1/8" and 1-1/2" lengths
- Available with limited rotation and/or unidirectional features
- Cylinder housing and plug are made of high quality brass
- Stainless steel top pins
- Bottom pins and master pins are nickel silver

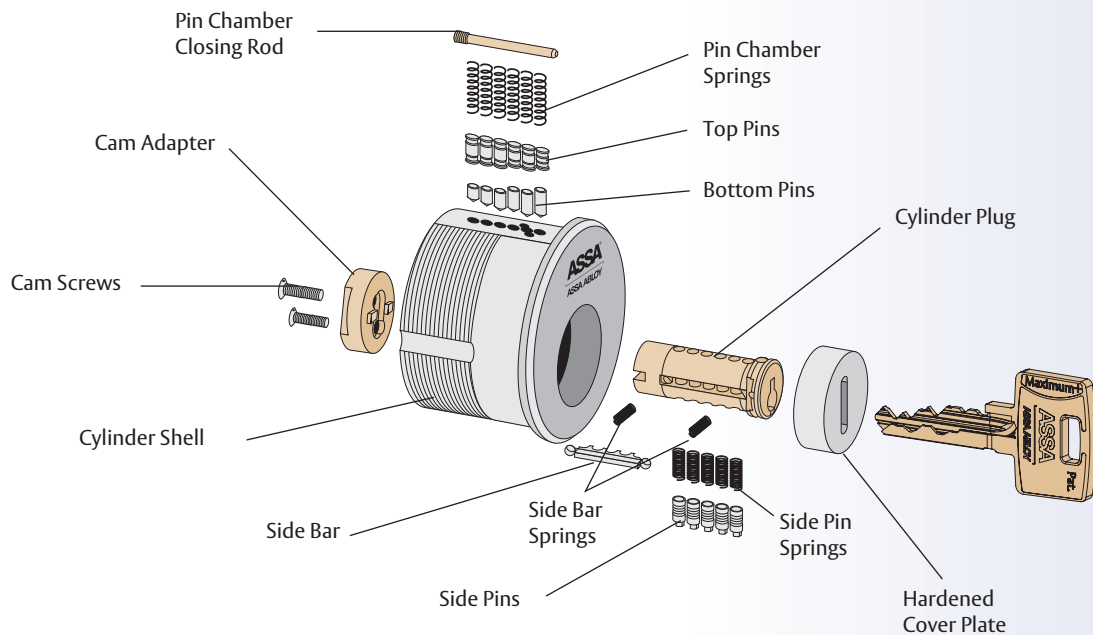
Finishes:

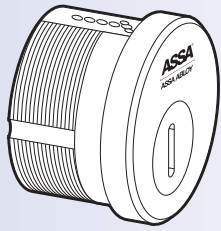
BHMA Symbol	U.S. Symbol	Description
626	US 26D	Satin Chrome
606	US 4	Satin Brass

1-1/8" Mogul Cylinder

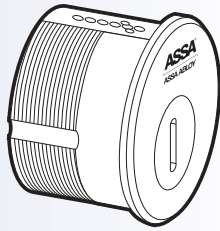


1-1/2" Mogul Cylinder

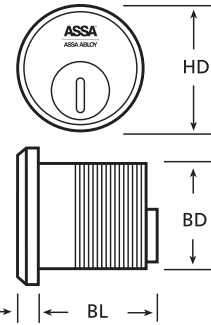
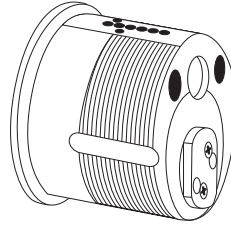




1-1/8" Mogul Cylinder
AirTeq/Norment
R.R. Brink



1-1/2" Mogul Cylinder
Southern Steel
Folger Adam
AirTeq/Norment



Mogul Cylinder Key:
HD – Head Diameter
HT – Head Thickness
BL – Body Length (Includes Cam)
BD – Body Diameter

Mdl#/Cam	Notes	Size	Description	HD	HT	BL	BD	Comp	Sub	SNS
Twin Maximum Mogul Cylinders										
M8551-11	†	1-1/8"	AirTeq/Norment Cyl with Mogul Cam	2.245"	0.340"	1.260"	2.0"	280.00	260.00	255.00
M8551-14	†	1-1/8"	AirTeq/Norment Cyl with SGT Mogul Cam		0.120"	1.590"		280.00	260.00	255.00
M8551SS	†	1-1/2"	Southern Steel Cyl without Cam					280.00	260.00	255.00
Twin Exclusive Mogul Cylinders										
E8551-11	†	1-1/8"	AirTeq/Norment Cyl with Mogul Cam	2.245"	0.340"	1.260"	2.0"	290.00	270.00	265.00
E8551-14	†	1-1/8"	AirTeq/Norment Cyl with SGT Mogul Cam		0.120"	1.590"		290.00	270.00	265.00
E8551SS	†	1-1/2"	Southern Steel Cyl without Cam					290.00	270.00	265.00
Twin V-10 Mogul Cylinders										
V8551-11	†	1-1/8"	AirTeq/Norment Cyl with Mogul Cam	2.245"	0.340"	1.260"	2.0"	290.00	270.00	265.00
V8551-14	†	1-1/8"	AirTeq/Norment Cyl with SGT Mogul Cam		0.120"	1.590"		290.00	270.00	265.00
V8551SS	†	1-1/2"	Southern Steel Cyl without Cam					290.00	270.00	265.00
Twin 6000 Classic Mogul Cylinders										
8551-11	†	1-1/8"	AirTeq/Norment Cyl with Mogul Cam	2.245"	0.340"	1.260"	2.0"	290.00	270.00	265.00
8551-14	†	1-1/8"	AirTeq/Norment Cyl with SGT Mogul Cam		0.120"	1.590"		290.00	270.00	265.00
8551SS	†	1-1/2"	Southern Steel Cyl without Cam					290.00	270.00	265.00

No Cams offered for 1-1/2" Mogul cylinders

† Available in special function cylinders, see page 5, add \$36.35.

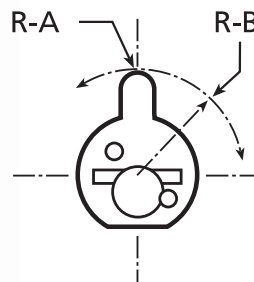
How To Order ASSA High Security Mogul Cylinders:

Example: Model # Cam Finish Security Form Keyway Contact Customer Service Department for Keyway Numbers.
 E8551- 11 626 Sub 851-200

Available Cams for High Security Mogul Cylinders

No Cams offered for 1-1/2" Mogul Cylinders.

† Available in special function cylinders, see page 5.




#11
Mogul

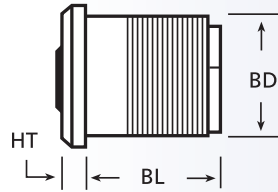


#14
Sargent
Mogul Cam

Cam #	Description	RA – Head Radius	RB – Overall Radius
#11	Mogul Cam	N/A	1.165"
#14	Sargent Mogul Cam	N/A	1.043"



1-1/2" IC Mogul Cylinder



Mogul Cylinder Key:

HD – Head Diameter

HT – Head Thickness

BL – Body Length (Includes Cam)

BD – Body Diameter

Model#/Cam	Notes	Size	Description	HD	HT	BL	BD	Comp	Sub	SNS
Twin Maximum Interchangeable Core Mogul Cylinders										
M8551SSIC		1-1/2"	Southern Steel IC Cyl w/o Cam	2.245"	0.120"	1.590"	2.0"	390.00	370.00	365.00
Twin Exclusive Interchangeable Core Mogul Cylinders										
E8551SSIC		1-1/2"	Southern Steel IC Cyl w/o Cam	2.245"	0.120"	1.590"	2.0"	400.00	380.00	375.00
Twin V-10 Interchangeable Core Mogul Cylinders										
V8551SSIC		1-1/2"	Southern Steel IC Cyl w/o Cam	2.245"	0.120"	1.590"	2.0"	400.00	380.00	375.00
Twin 6000 Classic Interchangeable Core Mogul Cylinders										
8551SSIC		1-1/2"	Southern Steel IC Cyl w/o Cam	2.245"	0.120"	1.590"	2.0"	400.00	380.00	375.00
ASSA 1-1/2" Temporary Interchangeable Red Core Mogul Cylinders										
8551SSICR		1-1/2"	Southern Steel IC Cyl w/o Cam	2.245"	0.120"	1.590"	2.0"	400.00	—	—

For temporary cores refer to Red Core on page 5.

High Security Mogul Component Parts

Model#/Cam	Description	Price
354050	Twin Exclusive Plug for 1-1/8" Mogul Cylinder	70.00
250893	Twin Exclusive Plug for 1-1/2" Mogul Cylinder	70.00
250861	Twin V-10 Plug for 1-1/8" Mogul Cylinder	70.00
250894	Twin V-10 Plug for 1-1/2" Mogul Cylinder	70.00
360451	Twin Maximum Plug for 1-1/8" Mogul Cylinder	61.00
251126	Twin Maximum Plug for 1-1/2" Mogul Cylinder	61.00
8551DUM	1-1/8" Mogul Dummy Cylinder	136.75
8551SSDUM	1-1/2" Mogul Dummy Cylinder	136.75
80601*	1-1/2" Mogul IC Housing	240.50
354051*	1-1/8" Mogul Cylinder Housing	99.70
357672*	1-1/2" Mogul Cylinder Housing	103.00
354993	Cam Adapter for 1-1/2" Cylinder	18.50
809339*	Mogul Cylinder Plug Cover Plate	21.10
907035	Mogul Chamber Screw Wrench	1.95
806974	Closing Rod	1.60
812151	Cam Adapter Screws	1.05

* – Indicates Finished Components.

To order Interchangeable Cores separately – see pages 38, 39 & 40 for details.

Designed with both security and convenience in mind, the ASSA Large Format Interchangeable core cylinder is perfect for apartment buildings, dormitories, classrooms, and other applications requiring instant rekeying capabilities. This cylinder is adaptable to a variety of large format interchangeable core applications and can be integrated into master keyed systems that use both standard and interchangeable core cylinders. Available in standard ASSA format, large format Schlage, Yale 6 pin, Sargent 6 pin, and Corbin-Russwin 6 pin formats. Only ASSA format High Security Interchangeable core cylinders are listed under U.L. 437.



Benefits:

- Easily rekeyed openings in the field
- Can be used in master key system with standard locks
- Available in multiple manufacturers' formats
- Drill resistant cylinder housing and plug
- Case-hardened steel inserts and stainless steel pins
- Two independent locking mechanisms to ensure security and optimum pick resistance
- Inactive "false" gates in side pins designed to increase pick resistance
- Counter mill in each chamber position to further enhance pick resistance

Technical Information:

- Available for 1-1/4" and 1-3/4" mortise and rim cylinders
- Build-up pins in first four positions operate control feature
- Cylinder housing and interchangeable core are made of high quality brass
- Stainless steel top pins
- Bottom pins and master pins are nickel silver

Warranty:

- ASSA warrants its cylinders against defective workmanship or wear resulting from defects for one year

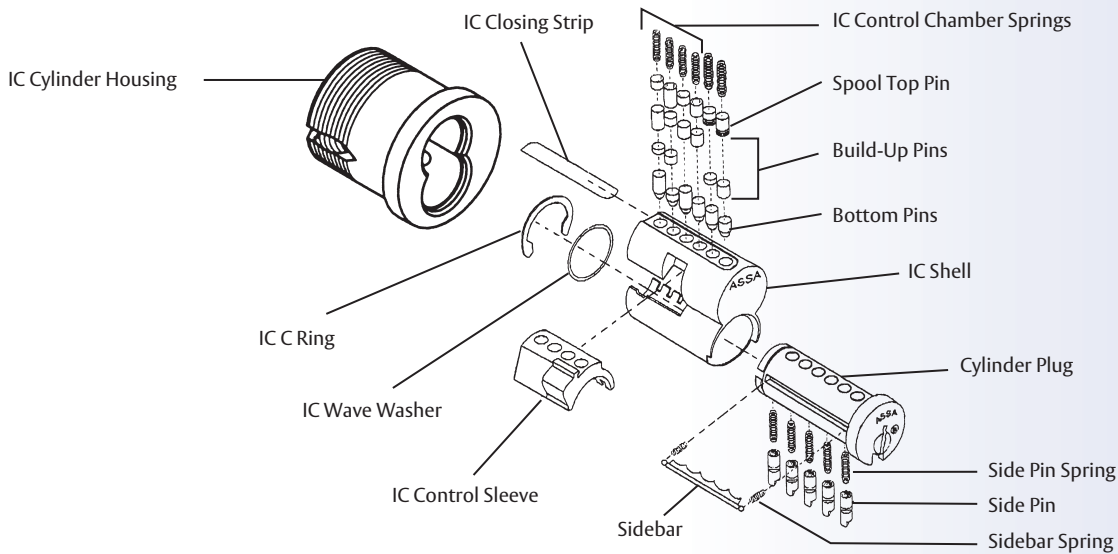
Certification:

- Only ASSA format High Security Interchangeable core cylinders are listed under U.L. 437

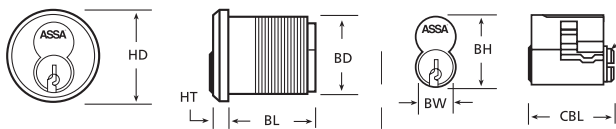
Finishes IC Mortise Cylinder Housings Only:

BHMA Symbol	U.S. Symbol	Description
625	US 26	Bright Chrome
626	US 26D	Satin Chrome
605	US 3	Bright Brass
606	US 4	Satin Brass
612	US 10	Satin Bronze
624	US 10B	Dark Oxidized Bronze

Note: Plug and IC Shells available in 626 and 606 finishes only.



Mortise and Rim IC Cylinders



Mortise Cylinder Key:

HD – Head Diameter
HT – Head Thickness
BL – Body Length
(Includes Cam)

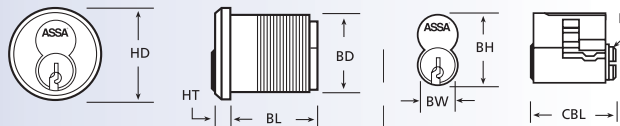
BD – Body Diameter
BH – Body Height
BW – Body Width
CBL – IC Core Body Length
R – Retainer

Model#	Cam or Tailpiece	Notes	Description	HD	HT	BL	BD	BH	BW	CBL	R	Comp	Sub	SNS
Maximum+ Mortise and Rim IC Cylinders														
9852IC	Cam		1-1/4" IC Mortise Cylinder	1.366"								219.00	199.00	194.00
9852IC	H, V or L		1-1/4" IC Rim Cylinder	1.366"	0.175"	1.125"	1.157"	1.055"	0.655"	1.247"	0.036"	227.00	207.00	202.00
7951IC	Cam		1-1/4" Corbin Jumbo IC Mortise Cyl	1.643"								384.00	364.00	359.00
7951IC	H, V or L		1-1/4" Corbin Jumbo IC Rim Cyl	1.643"								395.00	375.00	370.00
Interchangeable Cores Only														
98600IC			ASSA IC 6 Pin Core Only					1.055"	0.655"	1.247"		132.00	112.00	107.00
99060IC		†	Sargent IC 6 Pin Core Only					N/A	N/A	1.247"		132.00	112.00	107.00
91060IC			Schlage IC 6 Pin Core Only					1.045"	0.628"	1.450"	0.036"	132.00	112.00	107.00
98060IC			Yale Style IC 6 Pin Core Only					1.045"	0.671"	1.415"		132.00	112.00	107.00
95060IC		▲	Corbin Russwin Style IC 6 Pin Core Only					N/A	N/A	N/A	N/A	162.00	142.00	137.00
Maximum+ Restricted Mortise and Rim IC Cylinders														
R2852IC	Cam		1-1/4" IC Mortise Cylinder	1.366"	0.175"	1.125"	1.157"	1.055"	0.655"	1.247"	0.036"	154.00	134.00	—
R2852IC	H, V or L		1-1/4" IC Rim Cylinder	1.366"	0.175"	1.125"	1.157"	1.055"	0.655"	1.247"	0.036"	168.00	148.00	—
Interchangeable Cores Only														
R28600IC			ASSA IC 6 Pin Core Only					1.055"	0.655"	1.247"		104.00	84.00	—
R28060IC			Yale Style IC 6 Pin Core Only					1.045"	0.671"	1.415"	0.036"	98.00	78.00	—
R21060IC			Schlage Style IC 6 Pin Core Only					1.045"	0.628"	1.450"		98.00	78.00	—
ASSA SFIC												COMP Price	SUB:	
R28600SFIC-XXX-0B7-ASSA SFIC (6 Pin Only)												65.00	\$52.00	
R28601SFIC-XXX-0B7-ASSA SFIC (6 Pin Only) – Less ASSA Logo												65.00	\$52.00	

Notes: For temporary cores refer to Red Core on page 5.

† This cylinder requires part # SGRCTOOL for mortise and rim cylinders. See Page 85.

▲ This cylinder requires part # CRRCTOOL for mortise and rim cylinders. See Page 85.



Mortise Cylinder Key:

HD – Head Diameter

HT – Head Thickness

BL – Body Length

(Includes Cam)









BD – Body Diameter

BH – Body Height

BW – Body Width

CBL – IC Core Body Length

R – Retainer

Model#	Cam or Tailpiece (Specify)	Notes	Description	HD	HT	BL	BD	BH	BW	CBL	R	Comp	Sub	SNS
Twin Maximum Mortise and Rim IC Cylinders														
8852IC	Cam		1-1/4" IC Mortise Cylinder	1.366"	0.175"	1.125"	1.157"	1.055"	0.655"	1.247"	0.036"	219.00	199.00	194.00
8852IC	H, V or L		1-1/4" IC Rim Cylinder									227.00	207.00	202.00
7851IC	Cam		1-1/4" Corbin Jumbo IC Mortise Cyl	1.643"								384.00	364.00	359.00
7851IC	H, V or L		1-1/4" Corbin Jumbo IC Rim Cyl									395.00	375.00	370.00
Interchangeable Cores Only														
88600IC			ASSA IC 6 Pin Core Only	N/A	N/A	N/A	N/A	1.055"	0.655"	1.247"	0.036"	132.00	112.00	107.00
89060IC		† 	Sargent IC 6 Pin Core Only					N/A	N/A	1.247"		132.00	112.00	107.00
81060IC			Schlage IC 6 Pin Core Only					N/A	N/A	1.450"		132.00	112.00	107.00
80860IC			Yale Style IC 6 Pin Core Only					N/A	N/A	1.415"		132.00	112.00	107.00
85060IC		▲	Corbin Russwin Style IC 6 Pin Core Only					N/A	N/A	N/A		N/A	162.00	142.00
Twin Exclusive Mortise and Rim IC Cylinders														
E6552IC	Cam		1-1/4" IC Mortise Cylinder	1.366"	0.175"	1.125"	1.157"	1.055"	0.655"	1.247"	0.036"	270.00	250.00	245.00
E6552IC	H, V or L		1-1/4" IC Rim Cylinder									279.00	259.00	254.00
E7551IC	Cam		1-1/4" Corbin Jumbo IC Mortise Cyl									451.00	431.00	426.00
E7551IC	H, V or L		1-1/4" Corbin Jumbo IC Rim Cyl									464.00	444.00	439.00
Interchangeable Cores Only														
E70600IC			ASSA IC 6 Pin Core Only	N/A	N/A	N/A	N/A	1.055"	0.655"	1.247"	0.036"	158.00	138.00	133.00
E90600IC		†	Sargent IC 6 Pin Core Only					N/A	N/A	1.247"		158.00	138.00	133.00
E10600IC			Schlage IC 6 Pin Core Only					N/A	N/A	1.450"		158.00	138.00	133.00
E80600IC			Yale Style IC 6 Pin Core Only					N/A	N/A	1.415"		158.00	138.00	133.00

Notes: For temporary cores refer to Red Core on page 5.

† This cylinder requires part # SGTRCTOOL for mortise cylinders. See Page 85.

▲ This cylinder part # CRRCTOOL for mortise cylinders. See Page 85.

 – Twin Maximum available with either CLIQ™ Remote or CLIQ™ Technology, add \$535.50.

Example: 8852IC-1 x CLIQ x 626 x Sidebar x Comp.

How To Order ASSA Mortise and Rim IC Cylinders:

Example:	Model #	Cam #	Finish	Security Form	Keyway
	9852IC-	1 (Cams 1-6 no extra charge)	626	Sub	0A7-200
		(Cams 7-15 add \$5.00 to price of cylinder)			Contact Customer Service

Contact Customer Service Department for Keyway Numbers.

ASSA Key in Knob/Key in Lever cylinders are designed to replace many original manufacturers' cylinders in their locksets including Arrow, Corbin/Russwin, Falcon, Sargent, Schlage, Yale and many other manufacturers thus offering the highest level of security available on the market today.



Benefits:

- Two independent locking mechanisms to ensure security and optimum pick resistance
- Inactive "false" gates in side pins designed to increase pick resistance
- Counter mill in each chamber position to further enhance pick resistance
- Extremely close tolerances
- Can be easily rekeyed in the field
- Patented key control

Warranty:

- ASSA warrants its cylinders against defective workmanship or wear resulting from defects for one year

Certification:

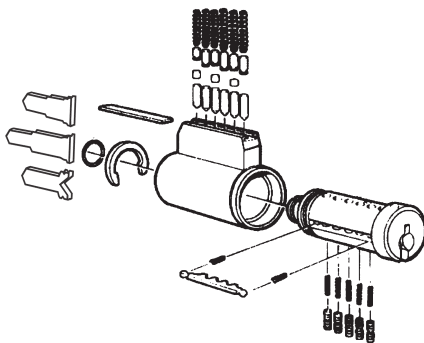
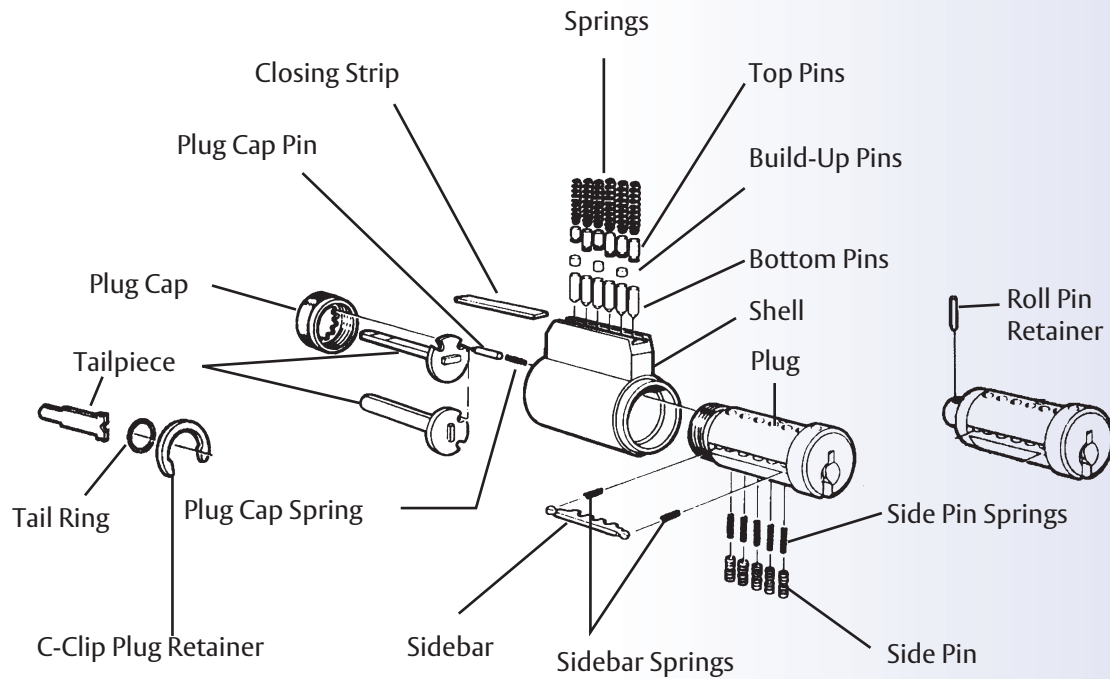
- All ASSA Key-in-Knob/Lever cylinders are U.L. 437 listed

Technical Information:

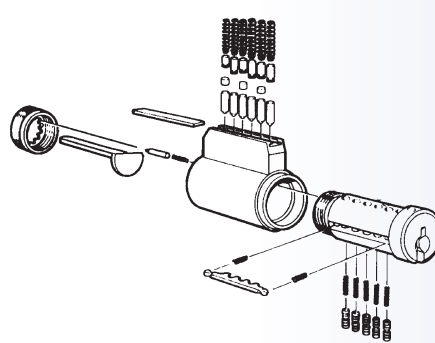
- Available in 15 different retrofit assemblies
- Cylinder shell and plug made of high quality brass
- Stainless steel top pins
- Bottom pins and master pins are nickel silver

Finishes:

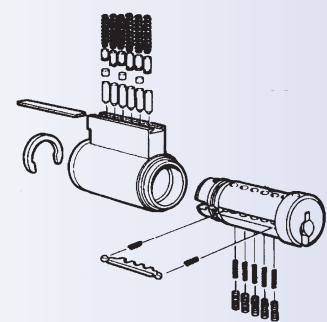
BHMA Symbol	U.S. Symbol	Description
626	US 26D	Satin Chrome
606	US 4	Satin Brass



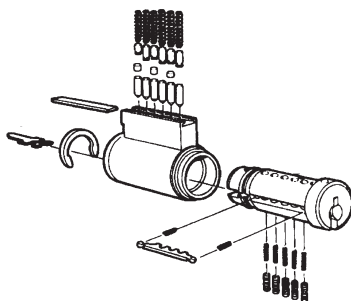
XX691 – Arrow



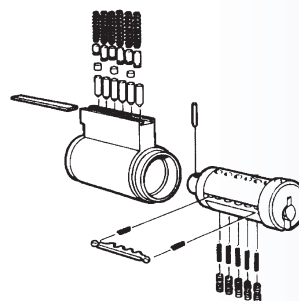
XX692 – Arrow



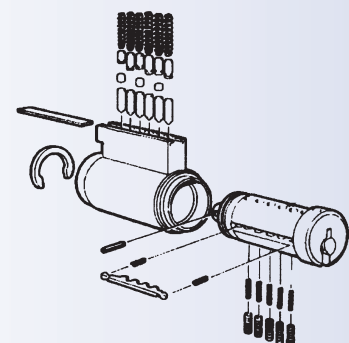
XX651 – Corbin/Russwin



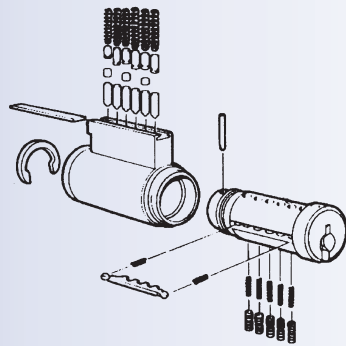
XX652 – Corbin/Russwin



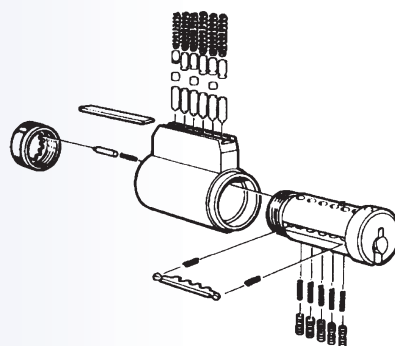
XX653 – Corbin/Russwin



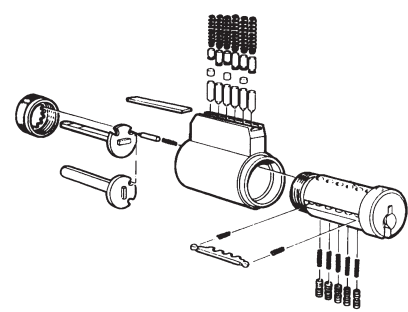
XX654 – Corbin/Russwin



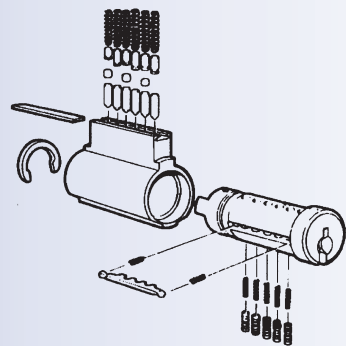
XX655 – Corbin/Russwin



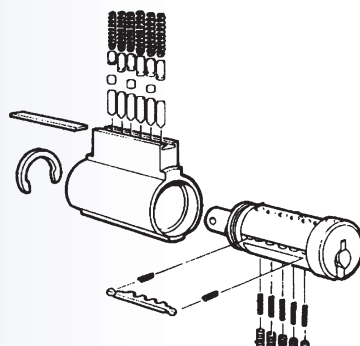
XX661 – Falcon



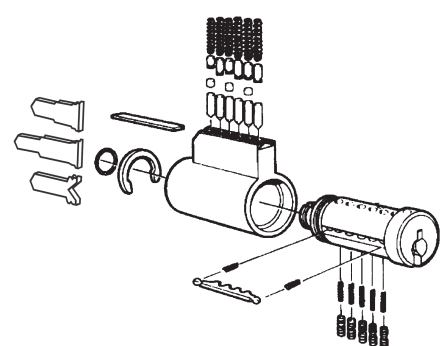
XX611 – Schlage



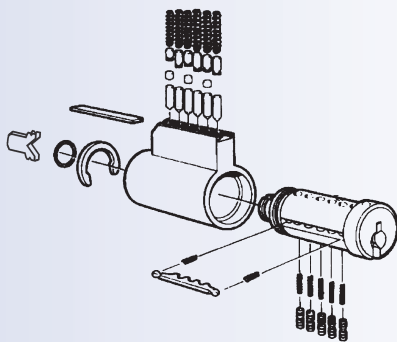
XX671 – Sargent



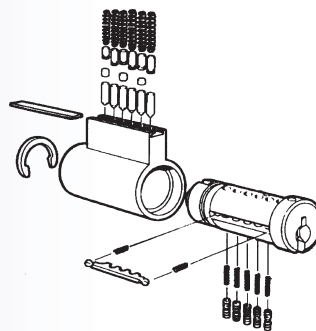
XX672 – Sargent



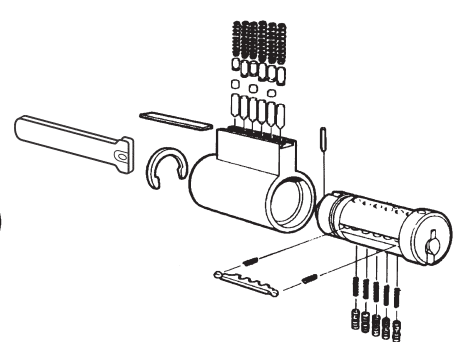
XX673 – Sargent



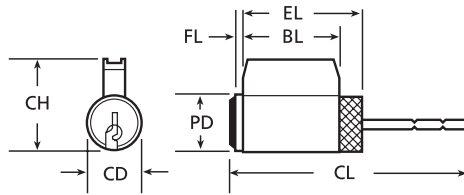
XX673-TZ – Sargent



XX631 – Yale



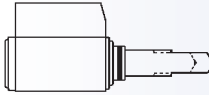

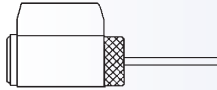

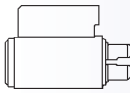

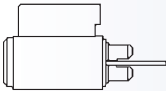

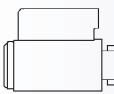

XX632 – Yale



Key-in-Knob/Lever Key:

BL – Bible Length
CD – Cylinder Diameter
CH – Cylinder Height
CL – Cylinder Length

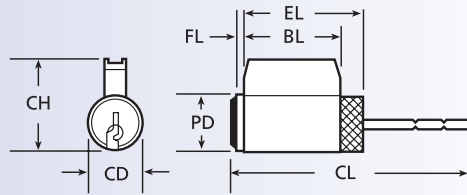
EL – Effective Length
FL – Front Length
PD – Plug Face Diameter

Make	Model #	Comp	Sub	SNS	Description	BL	CD	CH	CL	EL	FL	PD
Arrow												
Maximum+	98691	125.00	105.00	100.00		1.022	0.634	1.020	2.040	1.268	0.070	0.560
Maximum+ Restricted	R28691	48.00	28.00	—								
Twin Maximum 	88691	125.00	105.00	100.00								
Twin Exclusive	E65691	139.00	118.00	113.00								
Twin 6000 Classic	65691	139.00	118.00	113.00								
Twin V-10	V65691	139.00	118.00	113.00								
Twin Pro	61691	139.00	118.00	113.00								
Twin Low	L6691	121.00	101.00	—								
600 Classic	6691	121.00	101.00	—	Standard and heavy-duty, 3 tailpiece included for Arrow C, H, L, M, Q, S & W Series Key-in-Knob & Key-in-Lever styles							
Arrow												
Maximum+	98692	125.00	105.00	100.00		1.022	0.634	1.020	3.465	1.352	0.000	0.560
Twin Maximum 	88692	125.00	105.00	100.00								
Twin Exclusive	E65692	139.00	118.00	113.00								
Twin 6000 Classic	65692	139.00	118.00	113.00								
Twin V-10	V65692	139.00	118.00	113.00								
Twin Pro	61692	139.00	118.00	113.00								
Twin Low	L6692	121.00	101.00	—								
600 Classic	6692	121.00	101.00	—								
Corbin/Russwin												
Maximum+	98651	125.00	105.00	100.00		1.038	0.677	1.071	N/A	1.453	0.135	0.560
Maximum+ Restricted	R28651	48.00	28.00	—								
Twin Maximum 	88651	125.00	105.00	100.00								
Twin Exclusive	E65651	139.00	118.00	113.00								
Twin 6000 Classic	65651	139.00	118.00	113.00								
Twin V-10	V65651	139.00	118.00	113.00								
Twin Pro	61651	139.00	118.00	113.00								
Twin Low	L6651	121.00	101.00	—								
600 Classic	6651	121.00	101.00	—	Heavy-duty, new style (Not 3400, 3600, 3800 series) Use for CK4200, & UT5200							
Corbin/Russwin												
Maximum+	98652	125.00	105.00	100.00		1.038	0.677	1.071	2.165	1.453	0.135	0.560
Maximum+ Restricted	R28652	48.00	28.00	—								
Twin Maximum 	88652	125.00	105.00	100.00								
Twin Exclusive	E65652	139.00	118.00	113.00								
Twin 6000 Classic	65652	139.00	118.00	113.00								
Twin V-10	V65652	139.00	118.00	113.00								
Twin Pro	61652	139.00	118.00	113.00								
Twin Low	L6652	121.00	101.00	—								
600 Classic	6652	121.00	101.00	—	Standard-duty, new style tailpiece included. For CK4300, 5600, & B2, G2, G3 exit trim							
Corbin/Russwin												
Maximum+	98653	155.00	135.00	130.00		1.038	0.677	1.071	N/A	1.275	0.135	0.560
Twin Maximum 	88653	165.00	145.00	140.00								
Twin Exclusive	E65653	173.00	153.00	148.00								
Twin 6000 Classic	65653	173.00	153.00	148.00								
Twin V-10	V65653	173.00	153.00	148.00								
Twin Pro	61653	173.00	153.00	148.00								
Twin Low	L6653	121.00	101.00	—								
600 Classic	6653	121.00	101.00	—								
					Russwin cylinder 19F35							

How To Order ASSA Key-in-Knob/Lever Cylinders:

Example: Model # 98611-..... Finish 626..... Security Form Sub..... Keyway 0A7-200 Contact Customer Service Department for Keyway Numbers.

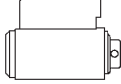

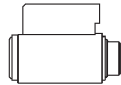

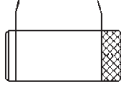
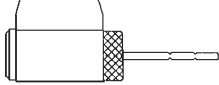



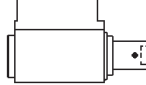

 – Twin Maximum available with either CLIQ™ Remote or CLIQ™ Technology, add \$535.50. Example: 88611 x  x 626 x Sidebar x Comp

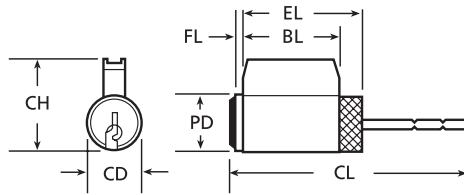


Key-in-Knob/Lever Key:

BL – Bible Length
CD – Cylinder Diameter
CH – Cylinder Height
CL – Cylinder Length

EL – Effective Length
FL – Front Length
PD – Plug Face Diameter

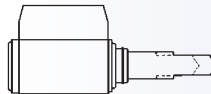

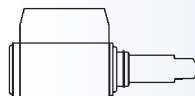

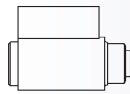

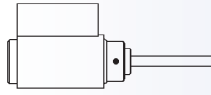

Make	Model #	Comp	Sub	SNS	Description	BL	CD	CH	CL	EL	FL	PD
Corbin/Russwin												
Maximum+	98654	155.00	135.00	130.00								
Twin Maximum 	88654	165.00	145.00	140.00								
Twin Exclusive	E65654	173.00	153.00	148.00								
Twin 6000 Classic	65654	173.00	153.00	148.00		1.038	0.677	1.071	N/A	1.299	0.135	0.560
Twin V-10	V65654	173.00	153.00	148.00								
Twin Pro	61654	173.00	153.00	148.00								
Twin Low	L6654	121.00	101.00	—								
600 Classic	6654	121.00	101.00	—	Russwin cylinder 25F26, 25F56, 24F15, 67F69, 55F76							
Corbin/Russwin												
Maximum+	98655	155.00	135.00	130.00								
Twin Maximum 	88655	165.00	145.00	140.00								
Twin Exclusive	E65655	173.00	153.00	148.00								
Twin 6000 Classic	65655	173.00	153.00	148.00		1.038	0.677	1.071	N/A	1.305	0.135	0.560
Twin V-10	V65655	173.00	153.00	148.00								
Twin Pro	61655	173.00	153.00	148.00								
Twin Low	L6655	121.00	101.00	—								
600 Classic	6655	121.00	101.00	—	Russwin cylinder 25F65							
Falcon												
Twin Exclusive	E65661	173.00	153.00	148.00								
Twin 6000 Classic	65661	173.00	153.00	148.00		1.022	0.634	1.020	N/A	1.325	0.071	0.560
Twin V-10	V65661	173.00	153.00	148.00								
Twin Low	L6661	121.00	101.00	—								
600 Classic	6661	121.00	101.00	—	S & X Series, Use original manufacturer cap and tailpiece							
Schlage												
Maximum+	98611	125.00	105.00	100.00								
Maximum+ Restricted	R28611	48.00	28.00	—								
Twin Maximum 	88611	125.00	105.00	100.00								
Twin Exclusive	E65611	139.00	118.00	113.00								
Twin 6000 Classic	65611	139.00	118.00	113.00		1.023	0.634	1.020	2.465	1.250	0.071	0.560
Twin V-10	V65611	139.00	118.00	113.00								
Twin Pro	61611	139.00	118.00	113.00								
Twin Low	L6611	121.00	101.00	—								
600 Classic	6611	121.00	101.00	—	Standard and heavy-duty 6-pin, includes cap, pin, spring and break-off tailpiece. For B series Deadbolts Corbin/Russwin CL3300, CL3400, CL3600, CL3700, CK4700, CL3900 (Must use original manufacturer's tailpiece and stabilizing sleeve). CK4400 for all functions except 29, 55, & 82. Also use for A5 & N5 exit trim.							
Sargent												
Maximum+	98671	155.00	135.00	130.00								
Twin Maximum 	88671	166.00	146.00	141.00								
Twin Exclusive	E65671	173.00	153.00	148.00								
Twin 6000 Classic	65671	173.00	153.00	148.00		1.025	0.677	1.071	N/A	1.447	0.000	0.560
Twin V-10	V65671	173.00	153.00	148.00								
Twin Pro	61671	173.00	153.00	148.00								
Twin Low	L6671	121.00	101.00	—								
600 Classic	6671	121.00	101.00	—	Integra							
Sargent												
Maximum+	98672	125.00	105.00	100.00								
Maximum+ Restricted	R28672	48.00	28.00	—								
Twin Maximum 	88672	125.00	105.00	100.00								
Twin Exclusive	E65672	139.00	118.00	113.00		1.010	0.677	1.071	N/A	1.663	0.020	0.560
Twin 6000 Classic	65672	139.00	118.00	113.00								
Twin V-10	V65672	139.00	118.00	113.00								
Twin Pro	61672	139.00	118.00	113.00								
Twin Low	L6672	121.00	101.00	—								
600 Classic	6672	121.00	101.00	—	Heavy-duty 7, 8, 9 lines KIK							



Key-in-Knob/Lever Key:

BL – Bible Length
CD – Cylinder Diameter
CH – Cylinder Height
CL – Cylinder Length

EL – Effective Length
FL – Front Length
PD – Plug Face Diameter

Make	Model #	Comp	Sub	SNS	Description	BL	CD	CH	CL	EL	FL	PD
Sargent												
Maximum+	98673	125.00	105.00	100.00								
Maximum+ Restricted	R28673	48.00	28.00	—								
Twin Maximum 	88673	125.00	105.00	100.00					2.000			
Twin Exclusive	E65673	139.00	118.00	113.00								
Twin 6000 Classic	65673	139.00	118.00	113.00		0.990	0.634	1.020	2.040	1.235	0.000	0.560
Twin V-10	V65673	139.00	118.00	113.00						2.315		
Twin Pro	61673	139.00	118.00	113.00								
Twin Low	L6673	121.00	101.00	—								
600 Classic	6673	121.00	101.00	—	Standard duty 3 tailpieces included 6 Line KIK, 7 Line KIL, 10 Line KIL							
Sargent T-Zone												
Maximum+	98673-TZ	125.00	105.00	100.00								
Maximum+ Restricted	R28673-TZ	48.00	28.00	—								
Twin Maximum 	88673-TZ	125.00	105.00	100.00								
Twin Exclusive	E65673-TZ	139.00	118.00	113.00								
Twin 6000 Classic	65673-TZ	139.00	118.00	113.00		0.990	0.634	1.020	1.720	1.235	0.000	0.560
Twin V-10	V65673-TZ	139.00	118.00	113.00								
Twin Pro	61673-TZ	139.00	118.00	113.00								
Twin Low	L6673-TZ	121.00	101.00	—								
600 Classic	6673-TZ	121.00	101.00	—	T-Zone 11 Line KIL							
Yale												
Maximum+	98631	125.00	105.00	100.00								
Maximum+ Restricted	R28631	48.00	28.00	—								
Twin Maximum 	88631	125.00	105.00	100.00								
Twin Exclusive	E65631	139.00	118.00	113.00								
Twin 6000 Classic	65631	139.00	118.00	113.00		1.000	0.677	1.071	N/A	1.429	0.000	0.560
Twin V-10	V65631	139.00	118.00	113.00								
Twin Pro	61631	139.00	118.00	113.00								
Twin Low	L6631	121.00	101.00	—								
600 Classic	6631	121.00	101.00	—	Standard and heavy-duty							
Yale												
Maximum+	98632	125.00	105.00	100.00								
Maximum+ Restricted	R28632	48.00	28.00	—								
Twin Maximum 	88632	125.00	105.00	100.00								
Twin Exclusive	E65632	139.00	118.00	113.00								
Twin 6000 Classic	65632	139.00	118.00	113.00		1.000	0.677	1.071	2.975	1.429	0.000	0.560
Twin V-10	V65632	139.00	118.00	113.00								
Twin Pro	61632	139.00	118.00	113.00								
Twin Low	L6632	121.00	101.00	—								
600 Classic	6632	121.00	101.00	—	Key-In-Lever style							

How To Order ASSA Key-in-Knob/Lever Cylinders:

Example: **Model #** **Finish** **Security Form** **Keyway** *Contact Customer Service Department for Keyway Numbers.*
 98672- 626 Sub 0A7-200

 – Twin Maximum available with either CLIQ™ Remote or CLIQ™ Technology, add \$535.50. Example: 88673 x  x 626 x Sidebar x Comp

Maximum+ / Twin Maximum / Twin Pro

Model#	Notes	Description	Price
868056		Schlage Cylinder Shell	55.00
868057		Yale Cylinder Shell	55.00
367156		Russwin/Corbin Cylinder Shell	55.00
868060		Sargent Integra Cylinder Shell	55.00
868061		Sargent Heavy-duty Cylinder Shell	55.00
367159		Sargent Standard-duty Cylinder Shell	55.00
250619		Arrow Cylinder Shell	55.00
907203		Arrow Deadbolt/Weiser KIK Shell	55.00
356982	*†	Schlage Cylinder Plug	60.00
356983	*†	Yale Cylinder Plug – (Must specify KIK or KIL)	58.00
356988	*†	Sargent Integra Cylinder Plug	58.00
356989	*†	Sargent Heavy-Duty 7, 8, 9 Cylinder Plug	58.00
356990	*†	Arrow/Sargent 6-line Cylinder Plug	58.00
356984	*†	Russwin/Corbin std. & Heavy-Duty Cylinder Plug	58.00
356985	*†	Russwin/Corbin 19F35 Cylinder Plug	58.00
356986	*†	Corbin 25F26 Cylinder Plug	58.00
356987	*†	Russwin/Corbin 25F65 Cylinder Plug	58.00
92C-114		Arrow Deadbolt Cap	4.00
92C-127		Arrow Deadbolt Plug Cap Spring	1.40/ea
92C-128		Arrow Deadbolt Plug Cap Pin	1.40
92C-121		Arrow Deadbolt Washer	1.40
92C-123		Arrow Deadbolt Blocking Piece	3.00
D61-44		Arrow Deadbolt Long Tailpiece (Single Cylinder)	4.00
D62-44		Arrow Deadbolt Short Tailpiece (Double Cylinder)	3.00

* - Indicates Finished Components

† - Specify Profile 0A7, 0M7.

Twin V-10

Model#	Notes	Description	Price
868056		Schlage Cylinder Shell	55.00
868057		Yale Cylinder Shell	55.00
367156		Russwin/Corbin Cylinder Shell	55.00
868060		Sargent Integra Cylinder Shell	55.00
868061		Sargent Heavy-duty Cylinder Shell	55.00
367159		Sargent Standard-duty Cylinder Shell	55.00
250619		Arrow Cylinder Shell	55.00
907203		Arrow Deadbolt/Weiser KIK Shell	55.00
353978	*	Schlage Cylinder Plug	60.00
353979	*	Yale Cylinder Plug – (Must specify KIK or KIL)	58.00
353980	*	Sargent Integra Cylinder Plug	58.00
353981	*	Sargent Heavy-Duty 7, 8, 9 Cylinder Plug	58.00
353982		Falcon S & X Series/Weiser Deadbolt Plug	58.00
353983	*	Arrow/Sargent 6-line Cylinder Plug	58.00
353984	*	Russwin/Corbin std. & Heavy-Duty Cylinder Plug	58.00
353985	*	Russwin/Corbin 19F35 Cylinder Plug	58.00
353986	*	Corbin 25F26 Cylinder Plug	58.00
353787	*	Russwin/Corbin 25F65 Cylinder Plug	58.00
453978	*	Arrow Deadbolt Plug	58.00
92C-114		Arrow Deadbolt Cap	4.00
92C-127		Arrow Deadbolt Plug Cap Spring	1.40/ea
92C-128		Arrow Deadbolt Plug Cap Pin	1.40
92C-121		Arrow Deadbolt Washer	1.40
92C-123		Arrow Deadbolt Blocking Piece	3.00
D61-44		Arrow Deadbolt Long Tailpiece (Single Cylinder)	4.00
D62-44		Arrow Deadbolt Short Tailpiece (Double Cylinder)	3.00

* - Indicates Finished Components

Twin Exclusive / Twin 6000 Classic

Model#	Notes	Description	Price
868056		Schlage Cylinder Shell	55.00
868057		Yale Cylinder Shell	55.00
367156		Russwin/Corbin Cylinder Shell	55.00
868060		Sargent Integra Cylinder Shell	55.00
868061		Sargent Heavy-duty Cylinder Shell	55.00
367159		Sargent Standard-duty Cylinder Shell	55.00
250619		Arrow Cylinder Shell	55.00
907203		Arrow Deadbolt/Weiser KIK Shell	55.00
367068	*†	Schlage Cylinder Plug	60.00
367069	*†	Yale Cylinder Plug – (Must specify KIK or KIL)	58.00
367073	*†	Sargent Integra Cylinder Plug	58.00
367074	*†	Sargent Heavy-Duty 7, 8, 9 Cylinder Plug	58.00
868233	†	Falcon S & X Series/Weiser Deadbolt Plug	58.00
868607	*†	Arrow/Sargent 6-line Cylinder Plug	58.00
868649	*†	Russwin/Corbin std. & Heavy-Duty Cylinder Plug	58.00
868650	*†	Russwin/Corbin 19F35 Cylinder Plug	58.00
868651	*†	Corbin 25F26 Cylinder Plug	58.00
868652	*†	Russwin/Corbin 25F65 Cylinder Plug	58.00
467068	*†	Arrow Deadbolt Plug	58.00
92C-114		Arrow Deadbolt Cap	4.00
92C-127		Arrow Deadbolt Plug Cap Spring	1.40/ea
92C-128		Arrow Deadbolt Plug Cap Pin	1.40
92C-121		Arrow Deadbolt Washer	1.40
92C-123		Arrow Deadbolt Blocking Piece	3.00
D61-44		Arrow Deadbolt Long Tailpiece (Single Cylinder)	4.00
D62-44		Arrow Deadbolt Short Tailpiece (Double Cylinder)	3.00

* - Indicates Finished Components

† - Specify Profile 51, 851.

7000 Series Deadbolt

Stands up to **sawing through the bolt**

Virtually impossible to saw through the hardened steel bolt with a hacksaw

Protects against **kicking**

A specially designed strike plate has 2 screws to anchor the strike directly to the building

Security Shield

Guards against ice pick attacks

Shields against **hammer attacks**

Made of solid brass and secured with high tensile steel bolts for maximum resistance

Protects against **drill attacks**

Built with strategically placed hardened steel inserts

Guards against **wrenching off the lock**

Free spinning guard collars prevent wrenching

Built to **resist prying with a crowbar**

Hardened steel bolt is surrounded by heavy-gauge tubular steel

No copying of keys

Keys are protected under patent, making it illegal for keys to be duplicated without proper authorization

The ASSA 7000 Series deadbolt is designed to withstand any form of physical attack including drilling, prying, driving, or pulling. Its free spinning guard collars protect it from pipe wrenching while its hardened inserts guard against drilling. The 7000 comes equipped with the ASSA Security Guard to protect it from outside through-the-door attacks known as "ice picking." All ASSA High Security products feature our unique dual locking mechanism rendering them virtually pick proof.

Benefits:

- ASSA Hardhat™ to prevent physical attack
- Free spinning guard collars to prevent wrenching
- High security solid brass cylinders
- 1/4" Aircraft strength steel mounting bolts
- Hardened bolt with full 1" throw
- Non-handed

Warranty:

- ASSA warrants its cylinders and deadbolts against defective workmanship or wear resulting from defects for one year

Certification:

- All ASSA 7000 Deadbolts are U.L. 437 Listed
- All ASSA 7000 Deadbolts are Fire Listed R38765

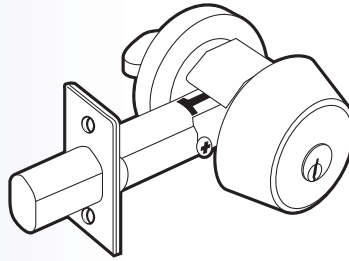
Technical Information:

- Cylinder shell and plug made of high quality brass
- Stainless steel top pins
- Bottom pins and master pins are nickel silver

Finishes:

BHMA Symbol	U.S. Symbol	Description
625	US 26	Bright Chrome
626	US 26D	Satin Chrome
605	US 3	Bright Brass
606	US 4	Satin Brass
609	US 5	Antique Brass
612	US 10	Satin Bronze
624	US 10B	Dark Oxidized Bronze

7000 Series
Deadbolt



7000 Series Grade 1 Deadbolt Locks

Model#	Notes	Description	Comp	Sub	SNS
Maximum +					
7900		Single cylinder deadbolt	220.00	215.00	210.00
7900DC		Double cylinder deadbolt	310.00	300.00	290.00
7900CL		Classroom deadbolt	225.00	220.00	215.00
7900NT		Single cylinder deadbolt no thumbturn	215.00	210.00	205.00
Twin Maximum					
7800	CL107	Single cylinder deadbolt	231.00	226.00	221.00
7800DC	CL107	Double cylinder deadbolt	325.50	315.50	305.50
7800CL	CL107	Classroom deadbolt	236.25	231.25	226.25
7800NT	CL107	Single cylinder deadbolt no thumbturn	225.75	220.75	215.75
Twin Exclusive					
E7900		Single cylinder deadbolt	231.00	226.00	221.00
E7900DC		Double cylinder deadbolt	325.50	315.50	305.50
E7900CL		Classroom deadbolt	236.25	231.25	226.25
E7900NT		Single cylinder deadbolt no thumbturn	225.75	220.75	215.75
Twin 6000 Classic					
7000		Single cylinder deadbolt	231.00	226.00	221.00
7000DC		Double cylinder deadbolt	325.50	315.50	305.50
7000CL		Classroom deadbolt	236.25	231.25	226.25
7000NT		Single cylinder deadbolt no thumbturn	225.75	220.75	215.75
Twin V-10					
V7900		Single cylinder deadbolt	231.00	226.00	221.00
V7900DC		Double cylinder deadbolt	325.50	315.50	305.50
V7900CL		Classroom deadbolt	236.25	231.25	226.25
V7900NT		Single cylinder deadbolt no thumbturn	225.75	220.75	215.75
Twin Pro					
7100		Single cylinder deadbolt	231.00	226.00	221.00
7100DC		Double cylinder deadbolt	325.50	315.50	305.50
7100CL		Classroom deadbolt	236.25	231.25	226.25
7100NT		Single cylinder deadbolt no thumbturn	225.75	220.75	215.75

7000 Series Deadbolt Parts

Model#	Description	Price
13-88965D-FINISH	Outside Shell, ASSA DB	64.20
13-88800D	Inside Shell, ASSA DB	55.85
353969 *	Twin V-10 Cylinder Plug	49.40
356071 *	Twin Exclusive Cylinder Plug	49.40
806974	Jumbo Mortise Closing Pin	1.60
816068 *†	Maximum+ / Twin Maximum Cylinder Plug	64.50
867046	Tailpiece Washer DBOLT/PDLK	3.65
867090	STD Tailpiece Screw TWIN/600	0.60
900700	2-3/4" Drive-In Bolt	68.50
900701	2-3/8" Drive-In Bolt	68.50
900702	2-3/4" Faceplate Bolt	68.50
900703	2-3/8" Faceplate Bolt	68.50
900704	1X Screwpack	16.80
900705	2X Screwpack	16.80
900706	Classroom Screwpack	16.80
900707	1X NO TT Screwpack	16.80
900750	Thumbturn Trim Package	7.70
900751	Thumbturn Sub Assembly - ASSA Deadbolt	81.60
900752	Thumbturn Trim Package Single Cylinder	10.50
900753	Break Off Tailpiece	12.00
900754	Trim Plate Package Double Cylinder	9.10
900755	Strike Plate Screw Package Double Cylinder	15.30
900756	Thumbturn Sub Assembly	81.60
900757	Strike Reinforcement	5.10
900758	Dust Cup, Deadbolt	3.50
900759	Strike Reinforcement/Res	3.50
900760	Security Sleeve	23.90
900761	Security Ring	2.75
900762	DB Drill Protection Pin	2.50
900763	#8 X 3/4 Combination WD/Machine Screw	0.69
900764	Thumbturn	47.00
900766	Round Front Drive-In Assembly	34.80
900767	Strike Plate (Purchased)	15.30
900768	Collar, 6 Pin ASSA DB	60.30
900769	1-3/8" Spacer Rings -2 Per Pack	37.50
900770	Retaining Ring	1.50
900771	#8-32 X 3/8 SET SCR CUP	0.69
900772	Thumbturn Tailpiece, Extended, DB	6.70
900773	Thumbturn Spring	1.00
900774	Retaining Ring	0.57
900775	Thumbturn Spindle, Zinc, DB	3.90
900776	7000 Break Off Tailpiece	6.70
900778	.191 Dia. Ball	0.25
900779	.202 Dia. Ball	0.25

* - Indicates Finished Components

† - Specify Profile 0A7 for Maximum+ or 0M7 for Twin Maximum.

M90 Series Grade 2 Deadbolt Locks

Benefits:

- Security Shield - Guards against ice pick attacks
- Can be keyed alike or master-keyed with other ASSA High Security products
- Deadbolt: UL fire rated
- Door thickness: 1-3/8" (35mm) to 1-3/4" (45mm)
- Available as single cylinder (with thumbturn) or double cylinder
- Adjustable 2-3/8" (60mm) or 2-3/4" (70mm) backset
- Steel hardened bolt pin
- Steel core rosette

ASSA M90 Deadbolt - ANSI/BHMA A156.5 Grade 2 & UL 3 hours fire rating certified Commercial Deadbolt Design for commercial building with Heavy Traffic Applications:

- High abuse areas
- High traffic areas
- Multi family housing
- Retail complexes



M90 Series Deadbolt

Model#	Notes	Description	Comp	Sub	SNS
Maximum +					
98M9010		Single cylinder w/thumbturn	145.50	138.00	131.00
98M9020DC		Double cylinder	228.25	213.25	199.25
Maximum + Restricted					
R28M9010		Single cylinder w/thumbturn	91.75	84.25	—
R28M9020DC		Double cylinder	109.75	94.75	—
Twin Maximum					
88M9010	CLIQ	Single cylinder w/thumbturn	156.75	149.25	142.25
88M9020DC	CLIQ	Double cylinder	245.75	230.75	216.75
Twin Exclusive					
EM9010		Single cylinder w/thumbturn	163.00	155.50	148.50
EM9020DC		Double cylinder	255.75	240.75	226.75
Twin 6000 Classic					
M9010		Single cylinder w/thumbturn	163.00	155.50	148.50
M9020DC		Double cylinder	255.75	240.75	226.75
Twin V-10					
VM9010		Single cylinder w/thumbturn	163.00	155.50	148.50
VM9020DC		Double cylinder	255.75	240.75	226.75
Twin Pro					
61M9010		Single cylinder w/thumbturn	163.00	155.50	148.50
61M9020DC		Double cylinder	255.75	240.75	226.75
SFIC					
M9010-SFIC		Single cylinder w/thumbturn	150.00	—	—
M9020DC-SFIC		Double cylinder	200.00	—	—
KIK-Schlage-C					
M9010-KIK		Single cylinder w/thumbturn	90.00	—	—
M9020DC-KIK		Double cylinder	105.00	—	—

CLIQ – Twin Maximum available with either CLIQ™ Remote or CLIQ™ Technology, add \$535.50.

Example: 8881-1 x CLIQ x 626 x Sidebar x Comp

ASSA's auxiliary lock line brings the same level of key control and durability to cam locks, window locks, drawer and desk locks are standard for all of our high security products. All of our auxiliary locks are operated by the same 6 pin uniquely side coded keys as the rest of our high security line eliminating the need for maintaining separate key systems.



Benefits:

- All locks operated by same high security key
- Unlimited number of applications
- Two independent locking mechanisms to ensure security and optimum pick resistance
- Inactive "false" gates in side pins designed to increase pick resistance
- Can be easily rekeyed in the field

Technical Information:

- Cylinder housing and plug made of high quality brass
- Stainless steel top pins
- Bottom pins and master pins are nickel silver

Warranty:

- ASSA warrants its cylinders against defective workmanship or wear resulting from defects for one year

ASSA manufactures the most rugged high security cam locks on the market today. The sturdy design makes it perfect for inner safe doors and compartments, cash storage containers, drug carts, gun cabinets, alarm control panels, and key storage cabinets. ASSA cam locks are operated with the same ASSA 6 pin high security key as the rest of our product offering and are available in both key retaining and non-key retaining models.



Benefits:

- Operated by 6 pin high security key
- Available in key retaining and non-key retaining
- 31 different catches available
- Two independent locking mechanisms to ensure security and optimum pick resistance
- Inactive “false” gates in side pins designed to increase pick resistance

Technical Information:

- Installation prep 22 mm, 7/8” Double “D” (punch available from ASSA)
- Uses stainless steel hollow interchangeable core drivers
- Body and plug chromium plated brass
- Bottom pins and master pins are nickel silver

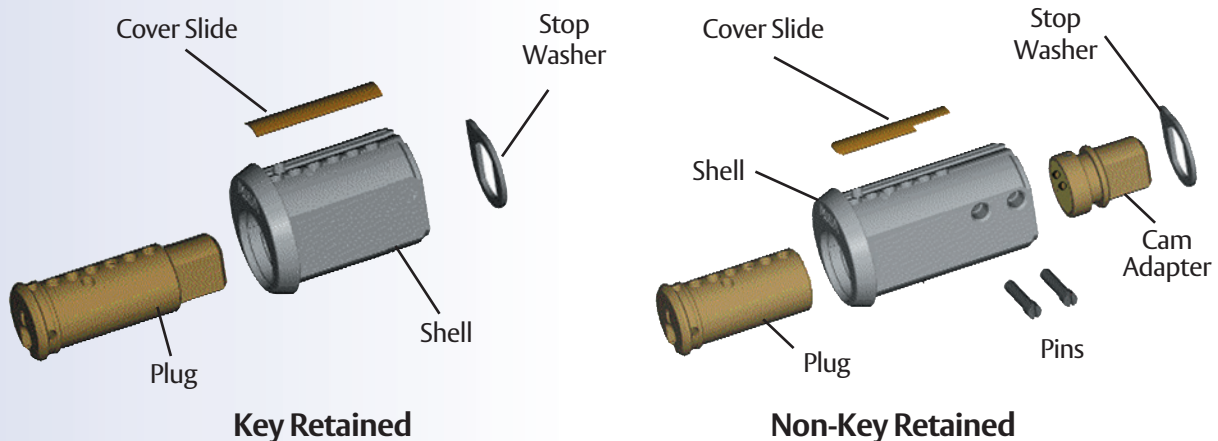
Warranty:

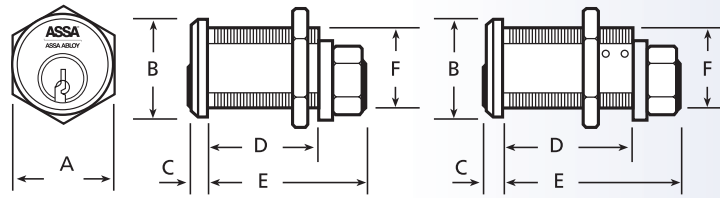
- ASSA warrants its cylinders against defective workmanship or wear resulting from defects for one year

Finishes:

BHMA Symbol	U.S. Symbol	Description
625	US 26	Bright Chrome

Cam Locks Exploded View





Model#	Notes	Description	A	B	C	D	E	F	Comp	Sub	SNS
Maximum +											
9871		Key Retaining Cam Lock 90°	1.025	0.980	0.110	1.070	1.490	0.860	100.00	80.00	75.00
9872		Non-Key Retaining Cam Lock 360°	1.025	0.980	0.150	1.510	1.865	0.860	100.00	80.00	75.00
Maximum + Restricted											
R2871		Key Retaining Cam Lock 90°	1.025	0.980	0.110	1.070	1.490	0.860	75.00	55.00	—
R2872		Non-Key Retaining Cam Lock 360°	1.025	0.980	0.150	1.510	1.865	0.860	75.00	55.00	—
Twin Maximum											
8871	CLIQ™	Key Retaining Cam Lock 90°	1.025	0.980	0.110	1.070	1.490	0.860	110.00	90.00	85.00
8872		Non-Key Retaining Cam Lock 360°	1.025	0.980	0.150	1.510	1.865	0.860	110.00	90.00	85.00
Twin Exclusive											
E6571		Key Retaining Cam Lock 90°	1.025	0.980	0.110	1.070	1.490	0.860	110.00	90.00	85.00
E7571		Non-Key Retaining Cam Lock 360°	1.025	0.980	0.150	1.510	1.865	0.860	110.00	90.00	85.00
Twin 6000 Classic											
6571		Key Retaining Cam Lock 90°	1.025	0.980	0.110	1.070	1.490	0.860	110.00	90.00	85.00
7571		Non-Key Retaining Cam Lock 360°	1.025	0.980	0.150	1.510	1.865	0.860	110.00	90.00	85.00
Twin V-10											
V6571		Key Retaining Cam Lock 90°	1.025	0.980	0.110	1.070	1.490	0.860	110.00	90.00	85.00
V7571		Non-Key Retaining Cam Lock 360°	1.025	0.980	0.150	1.510	1.865	0.860	110.00	90.00	85.00
Twin Pro											
6171		Key Retaining Cam Lock 90°	1.025	0.980	0.110	1.070	1.490	0.860	110.00	90.00	85.00
7171		Non-Key Retaining Cam Lock 360°	1.025	0.980	0.150	1.510	1.865	0.860	110.00	90.00	85.00

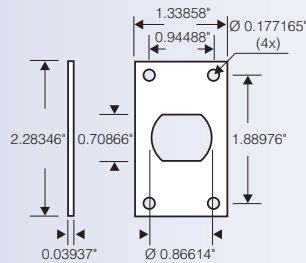
CLIQ™ – Twin Maximum available with CLIQ™ Technology. Example: 8871 x CLIQ x 626 x Sidebar x Comp

How To Order ASSA Auxiliary Locks:

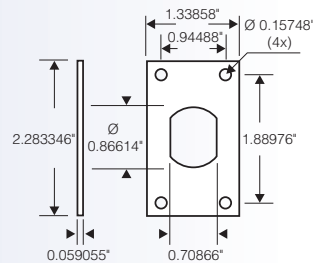
Example: Model # Security Form Keyway
 9871 Sub 0A7-200

Contact Customer Service Department for Keyway Numbers.

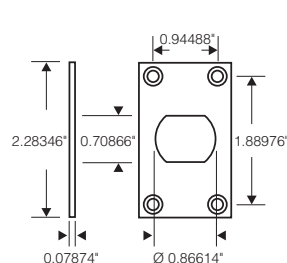
Cam Locks Accessories



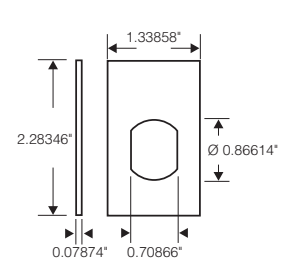
Fixing Plate 490825



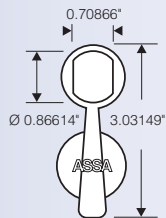
Fixing Plate 491449



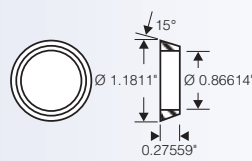
Front Plate 490821



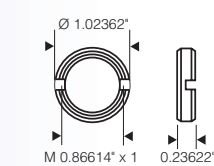
Front Plate 491450



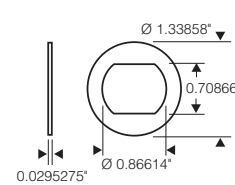
Dust Cap 391053



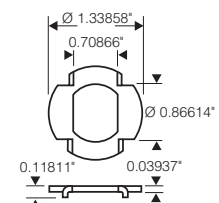
Cylinder Ring 490271



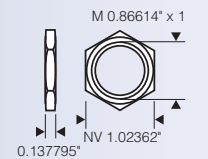
Housing Washer 490663



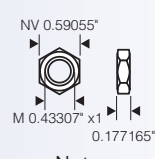
Front Plate 490657



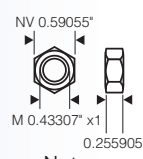
Nail Plate 491299



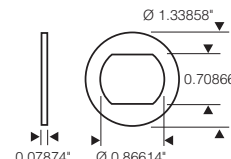
Housing Nut 490610



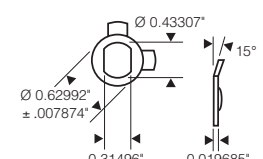
Nut
490583



Nut
491439



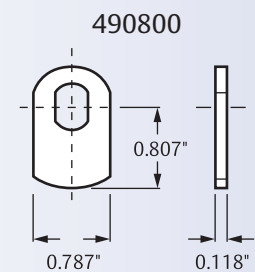
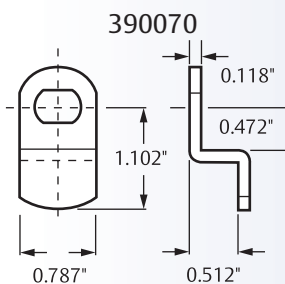
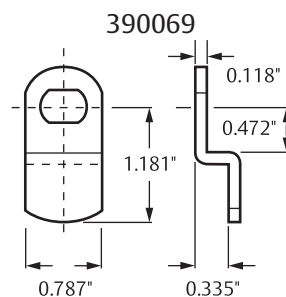
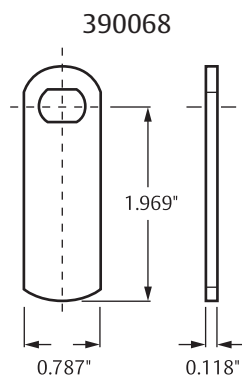
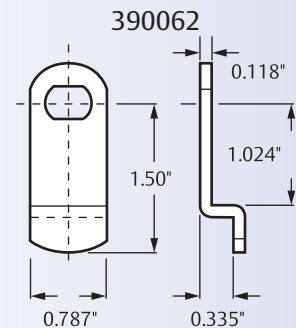
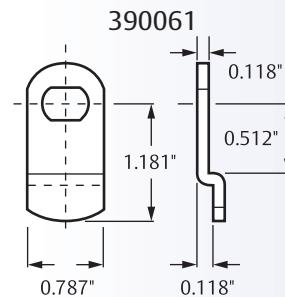
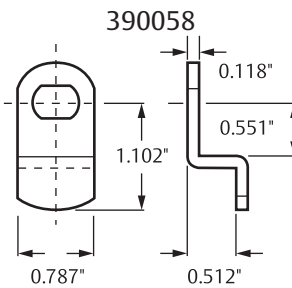
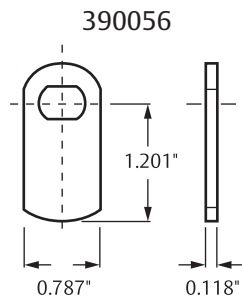
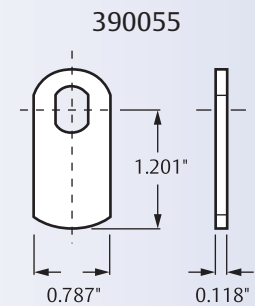
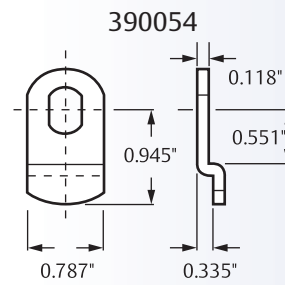
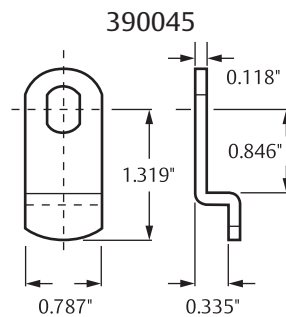
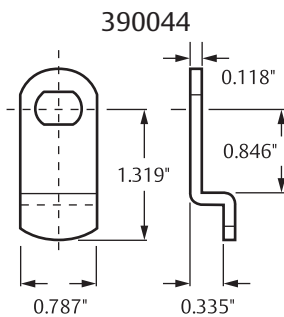
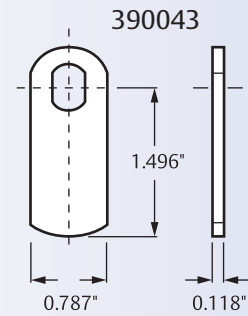
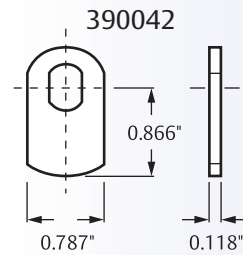
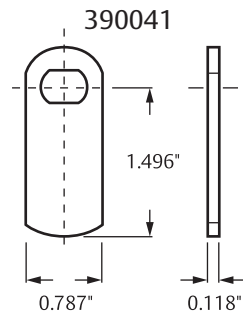
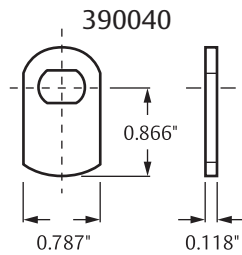
Front Plate 497008



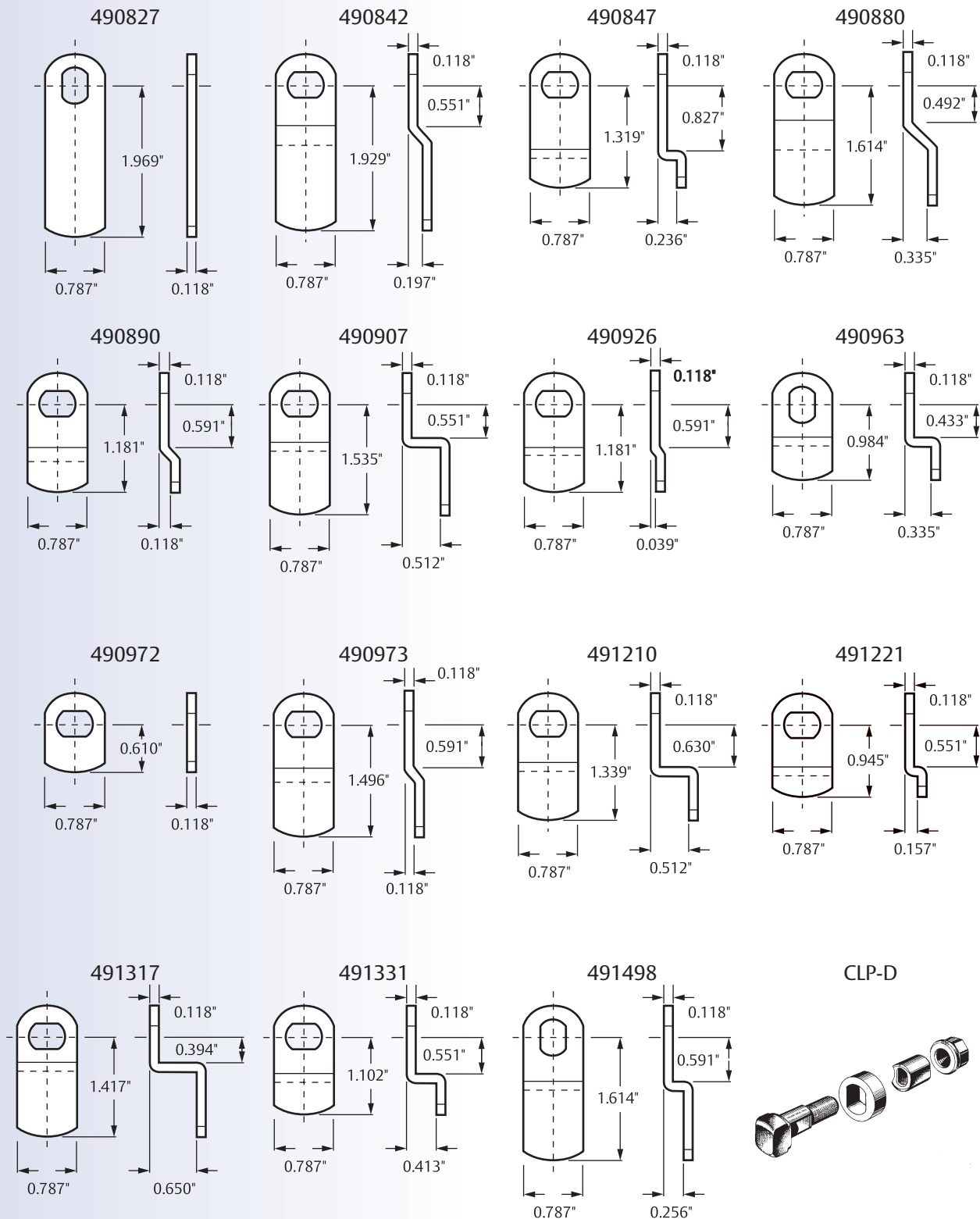
Lock Washer 490246

Model#	Description	Price
See catalog pages 59-60 for product number	Cam Lock Catches	3.00
CLK-1	Cam Lock Catch Kit (Includes 2 ea. of 31 Cam Catches)	158.00
CLP-D	7/8" Double D Cam Lock/Switch Lock Punch	640.00
490271	Cam Lock cylinder ring	13.00
391053	Cam Lock dust cap	8.00
490825	Cam Lock fixing plate	5.00
491449	Cam Lock fixing plate	5.00
497008	Cam Lock front plate	7.00
490657	Cam Lock front plate	7.00
490821	Cam Lock front plate	7.00
491450	Cam Lock front plate	7.00
490246	Cam Lock washer	2.00
491299	Cam Lock nail plate	3.00
490583	Cam Lock nut	3.00
491439	Cam Lock nut (m11x1)	3.00
490610	Cam Lock housing nut (m22x1)	5.00
490663	Cam Lock housing washer	7.00
492069	Cam Lock turn stop washer	7.00

Cam Lock Catches




Cam Lock Catches




ASSA cabinet and desk locks feature our high security U.L. 437 listed cylinders. These versatile locks can be keyed into any ASSA master key system. The cylinder can be easily rekeyed by removing the set screw on the side of the cylinder housing.




1-3/8" Door Lock



1-3/8" Drawer Lock



7/8" Deadlocking Latch



1-3/8" Deadlocking Latch

Benefits:

- ASSA U.L. 437 high security cylinder
- Setscrew for easy rekeying
- Two independent locking mechanisms to ensure security and optimum pick resistance
- Inactive "false" gates in side pins designed to increase pick resistance

Technical Information:

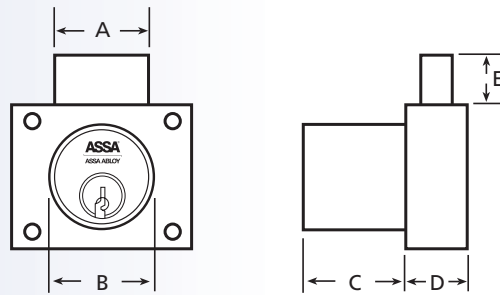
- Available with plastic spacer and strike
- Cabinet lock available with horizontal or vertical bolt and deadlatch
- Desk lock available in 7/8" and 1-3/8" mounting thickness
- Bolt material high quality brass
- Stainless steel top pins
- Bottom pins and master pins are nickel silver

Warranty:

- ASSA warrants its cylinders against defective workmanship or wear resulting from defects for one year

Finishes:

BHMA Symbol	U.S. Symbol	Description
626	US 26D	Satin Chrome
605	US 3	Bright Brass



Cabinet Locks – *New Lower Prices!*

Model#	Notes	Description	A	B	C	D	E	Comp	Sub	SNS
Maximum +										
98700AS-138	*	1-3/8" Door Lock	1.010	1.120	1.420	0.515	0.965	130.00	110.00	105.00
98800AS-138	*	1-3/8" Drawer Lock						130.00	110.00	105.00
98850AS-078	*	7/8" Deadlocking Latch			1.185	0.635	0.320	160.00	140.00	135.00
98850AS-138	*	1-3/8" Deadlocking Latch			1.420	0.515	0.965	160.00	140.00	135.00
Maximum + Restricted										
R28700AS-138	*	1-3/8" Door Lock	1.010	1.120	1.420	0.515	0.965	69.00	49.00	–
R28800AS-138	*	1-3/8" Drawer Lock						69.00	49.00	–
R28850AS-078	*	7/8" Deadlocking Latch			1.185	0.635	0.320	97.00	77.00	–
R28850AS-138	*	1-3/8" Deadlocking Latch			1.420	0.515	0.965	100.00	80.00	–
Twin Maximum										
88700AS-138		1-3/8" Door Lock	1.010	1.120	1.420	0.515	0.965	130.00	110.00	105.00
88800AS-138		1-3/8" Drawer Lock						130.00	110.00	105.00
88850AS-078		7/8" Deadlocking Latch			1.185	0.635	0.320	160.00	140.00	135.00
88850AS-138		1-3/8" Deadlocking Latch			1.420	0.515	0.965	160.00	140.00	135.00
Twin Exclusive										
E700AS-138	*	1-3/8" Door Lock	1.010	1.120	1.420	0.515	0.965	130.00	110.00	105.00
E800AS-138	*	1-3/8" Drawer Lock						130.00	110.00	105.00
E850AS-078	*	7/8" Deadlocking Latch			1.185	0.635	0.320	160.00	140.00	135.00
E850AS-138	*	1-3/8" Deadlocking Latch			1.420	0.515	0.965	160.00	140.00	135.00
Twin 6000 Classic										
700AS-138	*	1-3/8" Door Lock	1.010	1.120	1.420	0.515	0.965	130.00	110.00	105.00
800AS-138	*	1-3/8" Drawer Lock						130.00	110.00	105.00
850AS-078	*	7/8" Deadlocking Latch			1.185	0.635	0.320	160.00	140.00	135.00
850AS-138	*	1-3/8" Deadlocking Latch			1.420	0.515	0.965	160.00	140.00	135.00
Twin V-10										
V700AS-138	*	1-3/8" Door Lock	1.010	1.120	1.420	0.515	0.965	130.00	110.00	105.00
V800AS-138	*	1-3/8" Drawer Lock						130.00	110.00	105.00
V850AS-078	*	7/8" Deadlocking Latch			1.185	0.635	0.320	160.00	140.00	135.00
V850AS-138	*	1-3/8" Deadlocking Latch			1.420	0.515	0.965	160.00	140.00	135.00
Twin Pro										
61700AS-138	*	1-3/8" Door Lock	1.010	1.120	1.420	0.515	0.965	130.00	110.00	105.00
61800AS-138	*	1-3/8" Drawer Lock						130.00	110.00	105.00
61850AS-078	*	7/8" Deadlocking Latch			1.185	0.635	0.320	160.00	140.00	135.00
61850AS-138	*	1-3/8" Deadlocking Latch			1.420	0.515	0.965	160.00	140.00	135.00

 – Twin Maximum available with CLIQ™ Technology, add \$535.50. Example: 88700AS-138 x CLIQ x 626 x Sidebar x Comp

* Indicate product finish, Cabinet locks are available in 605 & 626 only.

Combining state of the art Securitron designed technology with the versatility of an ASSA non key retaining cam lock, this switch lock is fully reversible from maintained to momentary.

Benefits:

- Choice of actuation (plunger as well as a variety of integral and auxiliary actuators)
- Choice of electrical termination (solder, quick connect, PCB)
- Available with standard or narrow stile mounting plate with LED

Technical Information:

- Single pull double throw (SPDT) pin actuator and solder termination standard
- 3 amp at 12 or 24 VDC
- Uses stainless steel hollow interchangeable core drivers
- Body and plug chromium plated brass
- Stainless steel top pins
- Bottom pins and master pins are nickel silver

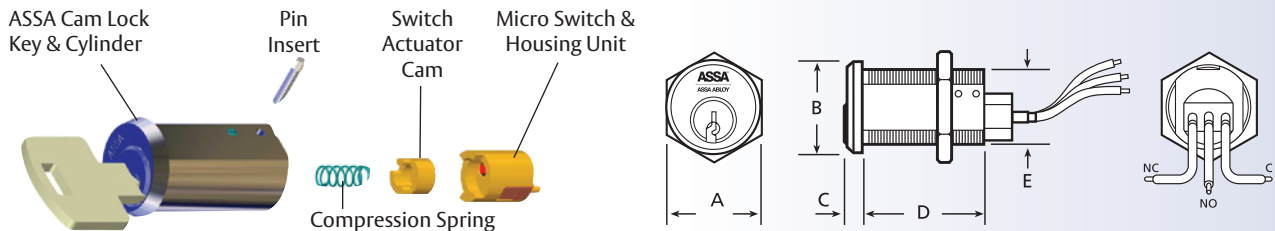


Warranty:

- ASSA warrants its cylinders against defective workmanship or wear resulting from defects for one year

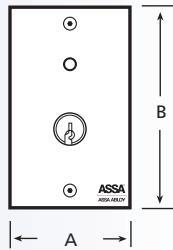
Finishes:

BHMA Symbol	U.S. Symbol	Description
626	US 26D	Satin Chrome

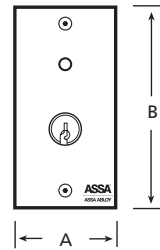


Keyswitches

Model#	Notes	Description	A	B	C	D	E	Comp	Sub	SNS
Maximum +										
9870-LP		Keyswitch Switch Momentary	1.025	0.980	0.110	1.510	0.860	280.00	260.00	255.00
9871-LP		Keyswitch Switch On/Off						280.00	260.00	255.00
Twin Maximum										
8870-LP		Keyswitch Switch Momentary	1.025	0.980	0.110	1.510	0.860	280.00	260.00	255.00
8871-LP		Keyswitch Switch On/Off						280.00	260.00	255.00
Twin Exclusive										
E7700-LP		Keyswitch Switch Momentary	1.025	0.980	0.110	1.510	0.860	280.00	260.00	255.00
E7771-LP		Keyswitch Switch On/Off						280.00	260.00	255.00
Twin 6000 Classic										
7700-LP		Keyswitch Switch Momentary	1.025	0.980	0.110	1.510	0.860	280.00	260.00	255.00
7771-LP		Keyswitch Switch On/Off						280.00	260.00	255.00
Twin V-10										
V7700-LP		Keyswitch Switch Momentary	1.025	0.980	0.110	1.510	0.860	280.00	260.00	255.00
V7771-LP		Keyswitch Switch On/Off						280.00	260.00	255.00
Twin Pro										
6700-LP		Keyswitch Switch Momentary	1.025	0.980	0.110	1.510	0.860	280.00	260.00	255.00
6771-LP		Keyswitch Switch On/Off						280.00	260.00	255.00



Single Gang Plate



Narrow Stile Plate

Keyswitches with Single Gang Plate

Model#	Notes	Description	A	B	Comp	Sub	SNS
Maximum +							
9870-SG		Single Gang Plate Bi/LED Momentary	2.75	4.50	380.00	360.00	355.00
9871-SG		Single Gang Plate Bi/LED On/Off			380.00	360.00	355.00
Twin Maximum							
8870-SG		Single Gang Plate Bi/LED Momentary	2.75	4.50	380.00	360.00	355.00
8871-SG		Single Gang Plate Bi/LED On/Off			380.00	360.00	355.00
Twin Exclusive							
E7700		Single Gang Plate Bi/LED Momentary	2.75	4.50	380.00	360.00	355.00
E7771		Single Gang Plate Bi/LED On/Off			380.00	360.00	355.00
Twin 6000 Classic							
7700		Single Gang Plate Bi/LED Momentary	2.75	4.50	380.00	360.00	355.00
7771		Single Gang Plate Bi/LED On/Off			380.00	360.00	355.00
Twin V-10							
V7700		Single Gang Plate Bi/LED Momentary	2.75	4.50	380.00	360.00	355.00
V7771		Single Gang Plate Bi/LED On/Off			380.00	360.00	355.00
Twin Pro							
6700		Single Gang Plate Bi/LED Momentary	2.75	4.50	380.00	360.00	355.00
6771		Single Gang Plate Bi/LED On/Off			380.00	360.00	355.00

Keyswitches with Narrow Stile Plate

Model#	Notes	Description	A	B	Comp	Sub	SNS
Maximum +							
9870-N		Narrow Stile Plate Bi/LED Momentary	1.75	4.50	380.00	360.00	355.00
9871-N		Narrow Stile Plate Bi/LED On/Off			380.00	360.00	355.00
Twin Maximum							
8870-N		Narrow Stile Plate Bi/LED Momentary	1.75	4.50	380.00	360.00	355.00
8871-N		Narrow Stile Plate Bi/LED On/Off			380.00	360.00	355.00
Twin Exclusive							
E7700-N		Narrow Stile Plate Bi/LED Momentary	1.75	4.50	380.00	360.00	355.00
E7771-N		Narrow Stile Plate Bi/LED On/Off			380.00	360.00	355.00
Twin 6000 Classic							
7700-N		Narrow Stile Plate Bi/LED Momentary	1.75	4.50	380.00	360.00	355.00
7771-N		Narrow Stile Plate Bi/LED On/Off			380.00	360.00	355.00
Twin V-10							
V7700-N		Narrow Stile Plate Bi/LED Momentary	1.75	4.50	380.00	360.00	355.00
EV7771-N		Narrow Stile Plate Bi/LED On/Off			380.00	360.00	355.00
Twin Pro							
6700-N		Narrow Stile Plate Bi/LED Momentary	1.75	4.50	380.00	360.00	355.00
6771-N		Narrow Stile Plate Bi/LED On/Off			380.00	360.00	355.00

Table of Contents

General Info.

Electronic Access Control

Keys & Keying

Mortise Cyls.

Rim Cyls.

Mogul Cyls.

IC Core Cyls.

KIK/KIL Cyls.

Deadbolts

Auxiliary Locks

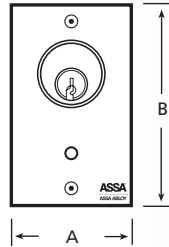
Padlocks

Profile Cyls.





Pin Kits Tools & Accessories

Care & Maint.

Technical Specs.

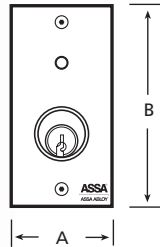


Mortise Keyswitches with Single Gang Plate





Model#	Notes	Description	A	B	Comp	Sub	SNS
Maximum +							
9851MKS	*	Single Gang Plate Mortise Bi/LED with One SPDT Momentary Switch	2.75	4.50	380.00	360.00	355.00
9851MKSA	*	Single Gang Plate Mortise Bi/LED with One SPDT Alternate - On/Off Switch			380.00	360.00	355.00
9851MKS2	*	Single Gang Plate Mortise Bi/LED with One DPDT Momentary Switch			380.00	360.00	355.00
9851MKS2A	*	Single Gang Plate Mortise Bi/LED with One DPDT Alternate - On/Off Switch			380.00	360.00	355.00
Twin Maximum							
8851MKS	* 	Single Gang Plate Mortise Bi/LED with One SPDT Momentary Switch	2.75	4.50	380.00	360.00	355.00
8851MKSA	* 	Single Gang Plate Mortise Bi/LED with One SPDT Alternate - On/Off Switch			380.00	360.00	355.00
8851MKS2	* 	Single Gang Plate Mortise Bi/LED with One DPDT Momentary Switch			380.00	360.00	355.00
8851MKS2A	* 	Single Gang Plate Mortise Bi/LED with One DPDT Alternate - On/Off Switch			380.00	360.00	355.00
Twin Exclusive							
E6551MKS	*	Single Gang Plate Mortise Bi/LED with One SPDT Momentary Switch	2.75	4.50	440.00	420.00	415.00
E6551MKSA	*	Single Gang Plate Mortise Bi/LED with One SPDT Alternate - On/Off Switch			440.00	420.00	415.00
E6551MKS2	*	Single Gang Plate Mortise Bi/LED with One DPDT Momentary Switch			440.00	420.00	415.00
E6551MKS2A	*	Single Gang Plate Mortise Bi/LED with One DPDT Alternate - On/Off Switch			440.00	420.00	415.00
Twin 6000 Classic							
6551MKS	*	Single Gang Plate Mortise Bi/LED with One SPDT Momentary Switch	2.75	4.50	440.00	420.00	415.00
6551MKSA	*	Single Gang Plate Mortise Bi/LED with One SPDT Alternate - On/Off Switch			440.00	420.00	415.00
6551MKS2	*	Single Gang Plate Mortise Bi/LED with One DPDT Momentary Switch			440.00	420.00	415.00
6551MKS2A	*	Single Gang Plate Mortise Bi/LED with One DPDT Alternate - On/Off Switch			440.00	420.00	415.00
Twin V-10							
V6551MKS	*	Single Gang Plate Mortise Bi/LED with One SPDT Momentary Switch	2.75	4.50	440.00	420.00	415.00
V6551MKSA	*	Single Gang Plate Mortise Bi/LED with One SPDT Alternate - On/Off Switch			440.00	420.00	415.00
V6551MKS2	*	Single Gang Plate Mortise Bi/LED with One DPDT Momentary Switch			440.00	420.00	415.00
V6551MKS2A	*	Single Gang Plate Mortise Bi/LED with One DPDT Alternate - On/Off Switch			440.00	420.00	415.00
Twin Pro							
6151MKS	*	Single Gang Plate Mortise Bi/LED with One SPDT Momentary Switch	2.75	4.50	440.00	420.00	415.00
6151MKSA	*	Single Gang Plate Mortise Bi/LED with One SPDT Alternate - On/Off Switch			440.00	420.00	415.00
6151MKS2	*	Single Gang Plate Mortise Bi/LED with One DPDT Momentary Switch			440.00	420.00	415.00
6151MKS2A	*	Single Gang Plate Mortise Bi/LED with One DPDT Alternate - On/Off Switch			440.00	420.00	415.00

* Mortise Keyswitch assemblies can take up to two switches and are supplied with one switch. All switches are listed on page 64.

– Twin Maximum available with CLIQ™ Technology. Example: 8851 MKS x **CLIQ** x 626 x Sidebar x Comp



Mortise Keyswitches with Narrow Stile Plate

Model#	Notes	Description	A	B	Comp	Sub	SNS
Maximum +							
9851MKS-N	*	Narrow Stile Plate Mortise Bi/LED with One SPDT Momentary Switch	1.75	4.50	390.00	370.00	365.00
9851MKSA-N	*	Narrow Stile Plate Mortise Bi/LED with One SPDT Alternate - On/Off Switch			390.00	370.00	365.00
9851MKS2-N	*	Narrow Stile Plate Mortise Bi/LED with One DPDT Momentary Switch			390.00	370.00	365.00
9851MKS2A-N	*	Narrow Stile Plate Mortise Bi/LED with One DPDT Alternate - On/Off Switch			390.00	370.00	365.00
Twin Maximum							
8851MKS-N	* 	Narrow Stile Plate Mortise Bi/LED with One SPDT Momentary Switch	1.75	4.50	390.00	370.00	365.00
8851MKSA-N	* 	Narrow Stile Plate Mortise Bi/LED with One SPDT Alternate - On/Off Switch			390.00	370.00	365.00
8851MKS2-N	* 	Narrow Stile Plate Mortise Bi/LED with One DPDT Momentary Switch			390.00	370.00	365.00
8851MKS2A-N	* 	Narrow Stile Plate Mortise Bi/LED with One DPDT Alternate - On/Off Switch			390.00	370.00	365.00
Twin Exclusive							
E6551MKS-N	*	Narrow Stile Plate Mortise Bi/LED with One SPDT Momentary Switch	1.75	4.50	440.00	420.00	415.00
E6551MKSA-N	*	Narrow Stile Plate Mortise Bi/LED with One SPDT Alternate - On/Off Switch			440.00	420.00	415.00
E6551MKS2-N	*	Narrow Stile Plate Mortise Bi/LED with One DPDT Momentary Switch			440.00	420.00	415.00
E6551MKS2A-N	*	Narrow Stile Plate Mortise Bi/LED with One DPDT Alternate - On/Off Switch			440.00	420.00	415.00
Twin 6000 Classic							
6551MKS-N	*	Narrow Stile Plate Mortise Bi/LED with One SPDT Momentary Switch	1.75	4.50	440.00	420.00	415.00
6551MKSA-N	*	Narrow Stile Plate Mortise Bi/LED with One SPDT Alternate - On/Off Switch			440.00	420.00	415.00
6551MKS2-N	*	Narrow Stile Plate Mortise Bi/LED with One DPDT Momentary Switch			440.00	420.00	415.00
6551MKS2A-N	*	Narrow Stile Plate Mortise Bi/LED with One DPDT Alternate - On/Off Switch			440.00	420.00	415.00
Twin V-10							
V6551MKS-N	*	Narrow Stile Plate Mortise Bi/LED with One SPDT Momentary Switch	1.75	4.50	440.00	420.00	415.00
V6551MKSA-N	*	Narrow Stile Plate Mortise Bi/LED with One SPDT Alternate - On/Off Switch			440.00	420.00	415.00
V6551MKS2-N	*	Narrow Stile Plate Mortise Bi/LED with One DPDT Momentary Switch			440.00	420.00	415.00
V6551MKS2A-N	*	Narrow Stile Plate Mortise Bi/LED with One DPDT Alternate - On/Off Switch			440.00	420.00	415.00
Twin Pro							
6151MKS-N	*	Narrow Stile Plate Mortise Bi/LED with One SPDT Momentary Switch	1.75	4.50	440.00	420.00	415.00
6151MKSA-N	*	Narrow Stile Plate Mortise Bi/LED with One SPDT Alternate - On/Off Switch			440.00	420.00	415.00
6151MKS2-N	*	Narrow Stile Plate Mortise Bi/LED with One DPDT Momentary Switch			440.00	420.00	415.00
6151MKS2A-N	*	Narrow Stile Plate Mortise Bi/LED with One DPDT Alternate - On/Off Switch			440.00	420.00	415.00

* Mortise Keyswitch assemblies can take up to two switches and are supplied with one switch. All switches are listed on page 64.

– Twin Maximum available with CLIQ™ Technology. Example: 8851 MKS-N x **CLIQ** x 626 x Sidebar x Comp

Table of Contents

General Info.

Electronic Access Control

Keys & Keying

Mortise Cyls.

Rim Cyls.

Mogul Cyls.

IC Core Cyls.

KIK/KIL Cyls.

Deadbolts

Auxiliary Locks

Padlocks

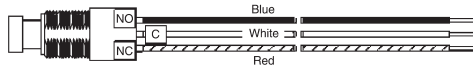
Profile Cyls.

Pin Kits Tools & Accessories

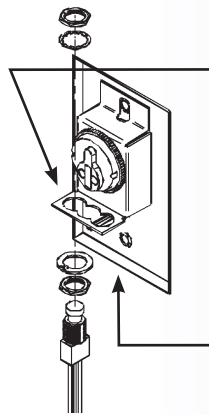
Care & Maint.

Technical Specs.

Switch (Momentary/Alternate)



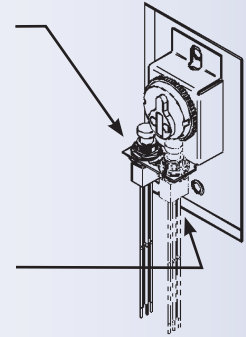
SPTD: 3-Wire (As Shown)
DPDT: 6-Wire (As Shown x 2 Pole Sets)



Switch Assembly

Switch Position
for 90° Clockwise
(3 O'Clock Activation)

Optional/Additional
Switch Position for 90°
Counter-Clockwise
(9 O'Clock Activation)
Or: 180° Individual
CW-CCW
(9 & 3 O'Clock Activation)



Optional Switches for Mortise Switch Plates

Model#	Description	Price
ASMKS	SPDT Momentary	90.00
ASMKSA	SPDT Alternate (ON/OFF)	90.00
ASMKS2	DPDT Momentary	142.00
ASMKS2A	DPDT Alternate (ON/OFF)	142.00

ASSA manufactures high security padlocks in three classes, all of which can be integrated into any new or existing ASSA master key system. Our heavy duty padlocks are made from the highest quality materials and have withstood the most rigorous testing procedures. ASSA padlocks are used in a wide variety of applications including storage rooms, perimeter fences, and armories.



Benefits:

- Sturdy design ensures maximum durability
- Class 2 available in key retaining and non-key retaining, extended shackle
- Shackle made of rust resistant case hardened steel
- Hockey Puck style shackleless design provides maximum protection against hacksaw and bolt cutter attacks
- Drain holes to prevent freezing
- No external screws or rivets

Technical Information:

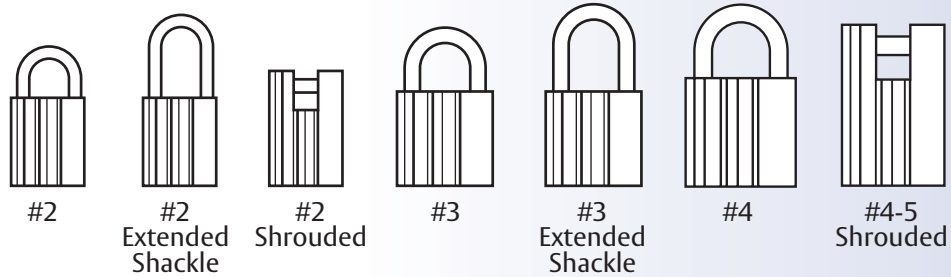
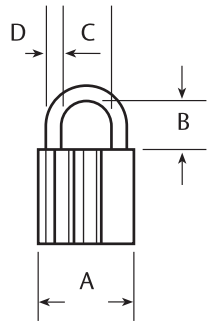
- Class 2 body extruded brass, rust resistant case hardened steel shackle, tensile strength 1.5 tons. (Class 2 not recommended for exterior use)
- Class 2 convertible from key retaining to non-key retaining
- Class 3 body case hardened steel, rust resistant case hardened steel shackle, tensile strength 4.5 tons
- Hockey Puck style body can withstand up to 10,000 lbs of force from bolt cutters
- Stainless steel top pins
- Bottom pins and master pins are nickel silver

Warranty:

- ASSA warrants its cylinders against defective workmanship or wear resulting from defects for one year

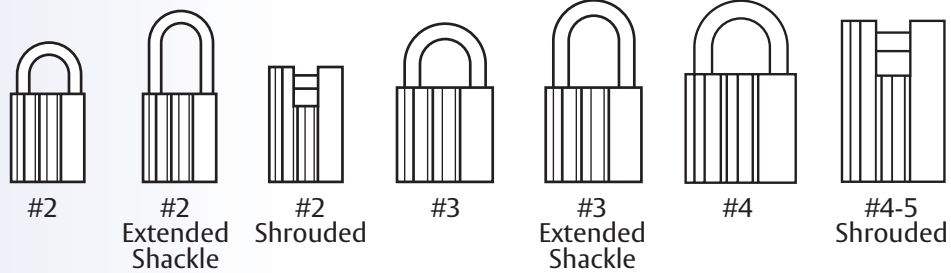
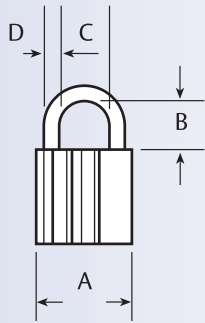
Certification:

- All ASSA High Security Padlocks are U.L. 437 listed

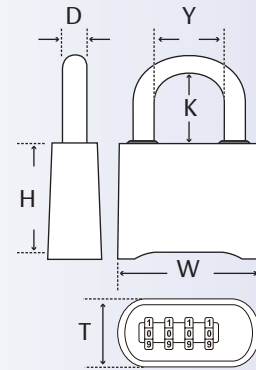


Model#	Notes	Description	A	B	C	D	Comp	Sub	SNS
Maximum +									
98190B		No.2 Non-Key-Retaining	1.900	1.100	0.940	0.315	150.00	130.00	125.00
98190LB		No.2 Non-Key-Retaining Ext. Shackle	1.900	2.035	0.940	0.315	155.00	135.00	130.00
98190SB		No.2 Non-Key-Ret. w/Shrouded Shackle	1.900	0.535	0.475	0.315	170.00	150.00	145.00
98191B		No.2 Key-Retaining	1.900	1.100	0.940	0.315	150.00	130.00	125.00
98191LB		No.2 Key-Retaining Ext. Shackle	1.900	2.035	0.940	0.315	155.00	135.00	130.00
98391B		No.3 Key-Retaining	2.450	1.235	1.295	0.395	290.00	270.00	265.00
98391LB		No.3 Key-Retaining Ext. Shackle	2.450	1.875	1.295	0.395	300.00	280.00	275.00
98391SB		No.3 Key Ret. w/Shrouded Shackle	2.450	0.710	0.590	0.395	330.00	310.00	305.00
98491B		No.4 Key-Retaining	3.150	0.985	0.830	0.550	450.00	430.00	425.00
98591SB		No.5 Key Ret. w/Shrouded Shackle	3.150	0.985	0.830	0.550	480.00	460.00	455.00
Maximum + Restricted Padlocks									
R28190B		No.2 Non-Key-Retaining	1.900	1.100	0.940	0.315	110.00	90.00	—
R28190LB		No.2 Non-Key-Retaining Ext. Shackle	1.900	2.035	0.940	0.315	120.00	100.00	—
R28190SB		No.2 Non-Key-Ret. w/Shrouded Shackle	1.900	0.535	0.475	0.315	130.00	110.00	—
R28191B		No.2 Key-Retaining	1.900	1.100	0.940	0.315	130.00	110.00	—
R28191LB		No.2 Key-Retaining Ext. Shackle	1.900	2.035	0.940	0.315	135.00	115.00	—
R28391B		No.3 Key-Retaining	2.450	1.235	1.295	0.395	220.00	200.00	—
Twin Maximum									
88190B	CLIQ	No.2 Non-Key-Retaining	1.900	1.100	0.940	0.315	150.00	130.00	125.00
88190LB	CLIQ	No.2 Non-Key-Retaining Ext. Shackle	1.900	2.035	0.940	0.315	155.00	135.00	130.00
88190SB	CLIQ	No.2 Non-Key-Ret. w/Shrouded Shackle	1.900	0.535	0.475	0.315	170.00	150.00	145.00
88191B	CLIQ	No.2 Key-Retaining	1.900	1.100	0.940	0.315	150.00	130.00	125.00
88191LB	CLIQ	No.2 Key-Retaining Ext. Shackle	1.900	2.035	0.940	0.315	155.00	135.00	130.00
88391B	CLIQ	No.3 Key-Retaining	2.450	1.235	1.295	0.395	290.00	270.00	265.00
88391LB	CLIQ	No.3 Key-Retaining Ext. Shackle	2.450	1.875	1.295	0.395	300.00	280.00	275.00
88391SB	CLIQ	No.3 Key Ret. w/Shrouded Shackle	2.450	0.710	0.590	0.395	330.00	310.00	305.00
88491B	CLIQ	No.4 Key-Retaining	3.150	0.985	0.830	0.550	450.00	430.00	425.00
88591SB	CLIQ	No.5 Key Ret. w/Shrouded Shackle	3.150	0.985	0.830	0.550	480.00	460.00	455.00
Twin Exclusive									
E65190B		No.2 Non-Key-Retaining	1.900	1.100	0.940	0.315	180.00	160.00	155.00
E65190LB		No.2 Non-Key-Retaining Ext. Shackle	1.900	2.035	0.940	0.315	190.00	170.00	165.00
E65190SB		No.2 Non-Key-Ret. w/Shrouded Shackle	1.900	0.535	0.475	0.315	200.00	180.00	175.00
E65191B		No.2 Key-Retaining	1.900	1.100	0.940	0.315	180.00	160.00	155.00
E65191LB		No.2 Key-Retaining Ext. Shackle	1.900	2.035	0.940	0.315	190.00	170.00	165.00
E65391B		No.3 Key-Retaining	2.450	1.235	1.295	0.395	320.00	300.00	295.00
E65391LB		No.3 Key-Retaining Ext. Shackle	2.450	1.875	1.295	0.395	355.00	335.00	330.00
E65391SB		No.3 Key Ret. w/Shrouded Shackle	2.450	0.710	0.590	0.395	365.00	345.00	340.00
E65491B		No.4 Key-Retaining	3.150	0.985	0.830	0.550	500.00	480.00	475.00
E65591SB		No.5 Key Ret. w/Shrouded Shackle	3.150	0.985	0.830	0.550	550.00	530.00	525.00

CLIQ – Twin Maximum available with CLIQ™ Technology. Example: 88191B x CLIQ x 626 x Sidebar x Comp

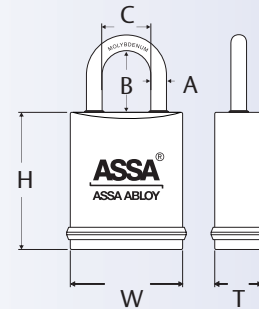


Model#	Notes	Description	A	B	C	D	Comp	Sub	SNS
Twin 6000 Classic									
65190B		No.2 Non-Key-Retaining	1.900	1.100	0.940	0.315	180.00	160.00	155.00
65190LB		No.2 Non-Key-Retaining Ext. Shackle	1.900	2.035	0.940	0.315	190.00	170.00	165.00
65190SB		No.2 Non-Key-Ret. w/Shrouded Shackle	1.900	0.535	0.475	0.315	200.00	180.00	175.00
65191B		No.2 Key-Retaining	1.900	1.100	0.940	0.315	180.00	160.00	155.00
65191LB		No.2 Key-Retaining Ext. Shackle	1.900	2.035	0.940	0.315	190.00	170.00	165.00
65391B		No.3 Key-Retaining	2.450	1.235	1.295	0.395	320.00	300.00	295.00
65391LB		No.3 Key-Retaining Ext. Shackle	2.450	1.875	1.295	0.395	355.00	335.00	330.00
65391SB		No.3 Key Ret. w/Shrouded Shackle	2.450	0.710	0.590	0.395	365.00	345.00	340.00
65491B		No.4 Key-Retaining	3.150	0.985	0.830	0.550	500.00	480.00	475.00
65591SB		No.5 Key Ret. w/Shrouded Shackle	3.150	0.985	0.830	0.550	550.00	530.00	525.00
Twin V-10									
V65190B		No.2 Non-Key-Retaining	1.900	1.100	0.940	0.315	180.00	160.00	155.00
V65190LB		No.2 Non-Key-Retaining Ext. Shackle	1.900	2.035	0.940	0.315	190.00	170.00	165.00
V65190SB		No.2 Non-Key-Ret. w/Shrouded Shackle	1.900	0.535	0.475	0.315	200.00	180.00	175.00
V65191B		No.2 Key-Retaining	1.900	1.100	0.940	0.315	180.00	160.00	155.00
V65191LB		No.2 Key-Retaining Ext. Shackle	1.900	2.035	0.940	0.315	190.00	170.00	165.00
V65391B		No.3 Key-Retaining	2.450	1.235	1.295	0.395	320.00	300.00	295.00
V65391LB		No.3 Key-Retaining Ext. Shackle	2.450	1.875	1.295	0.395	355.00	335.00	330.00
V65391SB		No.3 Key Ret. w/Shrouded Shackle	2.450	0.710	0.590	0.395	365.00	345.00	340.00
V65491B		No.4 Key-Retaining	3.150	0.985	0.830	0.550	500.00	480.00	475.00
V65591SB		No.5 Key Ret. w/Shrouded Shackle	3.150	0.985	0.830	0.550	550.00	530.00	525.00
Twin Pro									
61190B		No.2 Non-Key-Retaining	1.900	1.100	0.940	0.315	180.00	160.00	155.00
61190LB		No.2 Non-Key-Retaining Ext. Shackle	1.900	2.035	0.940	0.315	190.00	170.00	165.00
61190SB		No.2 Non-Key-Ret. w/Shrouded Shackle	1.900	0.535	0.475	0.315	200.00	180.00	175.00
61191B		No.2 Key-Retaining	1.900	1.100	0.940	0.315	180.00	160.00	155.00
61191LB		No.2 Key-Retaining Ext. Shackle	1.900	2.035	0.940	0.315	190.00	170.00	165.00
61391B		No.3 Key-Retaining	2.450	1.235	1.295	0.395	320.00	300.00	295.00
61391LB		No.3 Key-Retaining Ext. Shackle	2.450	1.875	1.295	0.395	355.00	335.00	330.00
61391SB		No.3 Key Ret. w/Shrouded Shackle	2.450	0.710	0.590	0.395	365.00	345.00	340.00
61491B		No.4 Key-Retaining	3.150	0.985	0.830	0.550	500.00	480.00	475.00
61591SB		No.5 Key Ret. w/Shrouded Shackle	3.150	0.985	0.830	0.550	550.00	530.00	525.00



Combination Resettable Brass Padlock

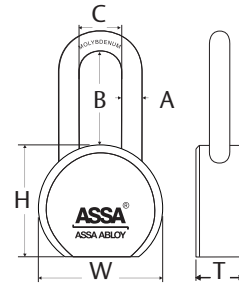
Model#	Description	W	H	T	D	K	Y	MSRP
SRB36	4-Dial Brass Combination Padlock 1" Shackle	1.875	1.6875	0.70312	0.3125	1.0	1.0	26.00
SRB36D	4-Dial Brass Combination Padlock 1" Shackle Carded					1.0		26.00
SRB37	4-Dial Brass Combination Padlock 2-1/4" Shackle					2.25		27.00
SRB37D	4-Dial Brass Combination Padlock 2-1/4" Shackle Carded					2.25		27.00



LFIC, KIK & SFIC Interchangeable Core Padlocks

Model#	Description	W	H	T	A	B	C	MSRP
AA-450/6-25-KIK	1-3/4" Wide Brass Body KIK Padlock with 1" Clearance & 1/4" Dia. Shackle	1.75	2.25	4/5	.25	1.0	.75	48.50
AA-450-25-KIK	1-3/4" Wide Brass Body KIK Padlock with 1" Clearance & 5/16" Dia. Shackle	1.75	2.25	4/5	.3125	1.0	.75	48.50
AA-500-25-KIK	2" Wide Brass Body KIK Padlock with 1" Clearance & 3/8" Dia. Shackle	2.0	2.25	4/5	.375	1.0	.75	57.50
AA-450/6-50-KIK	1-3/4" Wide Brass Body KIK Padlock with 2" Clearance & 1/4" Dia. Shackle	1.75	2.25	4/5	.25	2.0	.75	50.00
AA-450-50-KIK	1-3/4" Wide Brass Body KIK Padlock with 2" Clearance & 5/16" Dia. Shackle	1.75	2.25	4/5	.3125	2.0	.75	50.00
AA-500-50-KIK	2" Wide Brass Body KIK Padlock with 2" Clearance & 3/8" Dia. Shackle	2.0	2.25	4/5	.375	2.0	.75	59.75
AA-450-25-SFIC	1-3/4" Wide Brass Body SFIC Padlock with 1" Clearance & 5/16" Dia. Shackle	1.75	2.25	4/5	.3125	1.0	.75	48.50
AA-500-25-SFIC	2" Wide Brass Body SFIC Padlock with 1" Clearance & 3/8" Dia. Shackle	2.0	2.25	4/5	.375	1.0	.75	57.50
AA-450-50-SFIC	1-3/4" Wide Brass Body SFIC Padlock with 2" Clearance & 5/16" Dia. Shackle	1.75	2.25	4/5	.3125	2.0	.75	50.00
AA-500-50-SFIC	2" Wide Brass Body SFIC Padlock with 2" Clearance & 3/8" Dia. Shackle	2.0	2.25	4/5	.375	2.0	.75	59.75
AA-451-25-LFIC	1-3/4" Wide Brass Body LFIC (SCHLAGE) Padlock with 1" Clearance & 5/16" Dia. Shackle	1.75	2.25	4/5	.3125	1.0	.75	48.50
AA-451-50-LFIC	1-3/4" Wide Brass Body LFIC (SCHLAGE) Padlock with 2" Clearance & 5/16" Dia. Shackle	1.75	2.25	4/5	.3125	2.0	.75	57.50
AA-501-25-LFIC	2" Wide Brass Body LFIC (SCHLAGE) Padlock with 1" Clearance & 3/8" Dia. Shackle	2.0	2.25	4/5	.375	1.0	.75	50.00
AA-501-50-LFIC	2" Wide Brass Body LFIC (SCHLAGE) Padlock with 2" Clearance & 3/8" Dia. Shackle	2.0	2.25	4/5	.375	2.0	.75	59.75
AA-450-25-LFIC	1-3/4" Wide Brass Body LFIC (ASSA) Padlock with 1" Clearance & 5/16" Dia. Shackle	1.75	2.25	4/5	.3125	1.0	.75	48.50
AA-450-50-LFIC	1-3/4" Wide Brass Body LFIC (ASSA) Padlock with 2" Clearance & 5/16" Dia. Shackle	1.75	2.25	4/5	.3125	2.0	.75	57.50
AA-500-25-LFIC	2" Wide Brass Body LFIC (ASSA) Padlock with 2" Clearance & 3/8" Dia. Shackle	2.0	2.25	4/5	.375	2.0	.75	50.00
AA-500-50-LFIC	2" Wide Brass Body LFIC (ASSA) Padlock with 2" Clearance & 3/8" Dia. Shackle	2.0	2.25	4/5	.375	2.0	.75	59.75


AA-KIK-PDLCK-DRVR - ASSA KIK Padlock Driver \$10.00.



KIK & SFIC High Security Solid Steel Interchangeable Core Padlocks

Model#	Description	W	H	T	A	B	C	MSRP
AA-900-KIK	Round Body Solid Steel KIK Padlock with 1" Shackle	2.625	2.375	1.0	.4375	1.125	.875	50.00
AA-900-SFIC	Round Body Solid Steel SFIC Padlock with 1" Shackle	2.625	2.375	1.0	.4375	1.0	.875	50.00
AA-902-KIK	Round Body Solid Steel KIK Padlock with 2" Shackle	2.625	2.375	1.0	.4375	2.125	.875	52.00
AA-902-SFIC	Round Body Solid Steel SFIC Padlock with 2" Shackle	2.625	2.375	1.0	.4375	2.0	.875	52.00

Padlock Cylinders Only

Model#	Notes	Description	Comp	Sub	SNS
Maximum +					
98911		Padlock Cylinder No. 2, 3, 4-5	97.50	90.00	83.00
Twin Maximum					
88911		Padlock Cylinder No. 2, 3, 4-5	102.25	94.50	87.75
Twin Exclusive					
E65911		Padlock Cylinder No. 2, 3, 4-5	106.25	98.75	91.75
Twin 6000 Classic					
65911		Padlock Cylinder No. 2, 3, 4-5	106.25	98.75	91.75
Twin V-10					
V65911		Padlock Cylinder No. 2, 3, 4-5	106.25	98.75	91.75
Twin Pro					
61911		Padlock Cylinder No. 2, 3, 4-5	106.25	98.75	91.75
600 Series Classic					
6911		Padlock Cylinder No. 2, 3, 4-5	104.00	95.00	—


 – Twin Maximum available with CLIQ™ Technology.
Example: 88191B x CLIQ x 626 x Sidebar x Comp

Table of Contents

General Info.

Electronic Access Control

Keys & Keying

Mortise Cyls.

Rim Cyls.

Mogul Cyls.

IC Core Cyls.

KIK/KIL Cyls.

Deadbolts

Auxiliary Locks

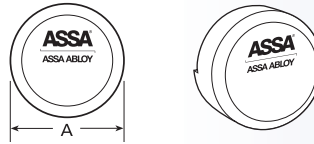
Padlocks

Profile Cyls.

Pin Kits Tools & Accessories

Care & Maint.

Technical Specs.



“Hockey Puck” Shackle Less Padlock

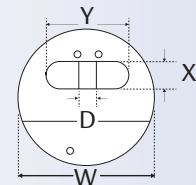
Model#	Notes	Description	A	Comp	Sub	SNS
Maximum +						
9840		Hockey Puck Style Padlock	2.875	145.50	137.00	130.50
Twin Maximum						
8840		Hockey Puck Style Padlock	2.875	152.25	143.75	137.75
Twin Exclusive						
E6540		Hockey Puck Style Padlock	2.875	158.50	150.00	143.50
Twin V-10						
V6540		Hockey Puck Style Padlock	2.875	158.50	150.00	143.50
Twin Pro						
6140		Hockey Puck Style Padlock	2.875	158.50	150.00	143.50

867048 — Hockey Puck Plate Screw \$0.25.

867049 — Hockey Puck Stop Plate \$1.05.

“Hockey Puck” Cylinders Only

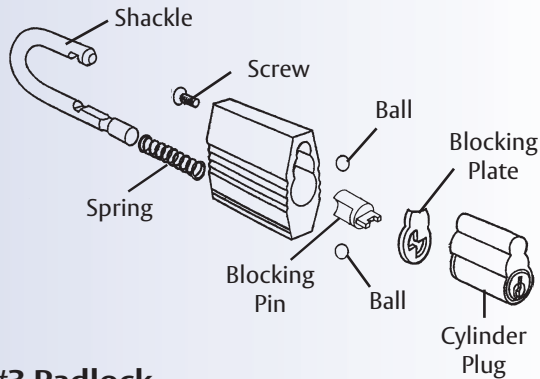
Model#	Notes	Description	Comp	Sub	SNS
Maximum +					
98411		Hockey Puck Cylinder	96.25	88.75	81.75
Twin Maximum					
88411		Hockey Puck Cylinder	101.25	93.75	86.75
Twin Exclusive					
E65411		Hockey Puck Cylinder	105.00	97.50	90.50
Twin V-10					
V65411		Hockey Puck Cylinder	105.00	97.50	90.50
Twin Pro					
61411		Hockey Puck Cylinder	105.00	97.50	90.50



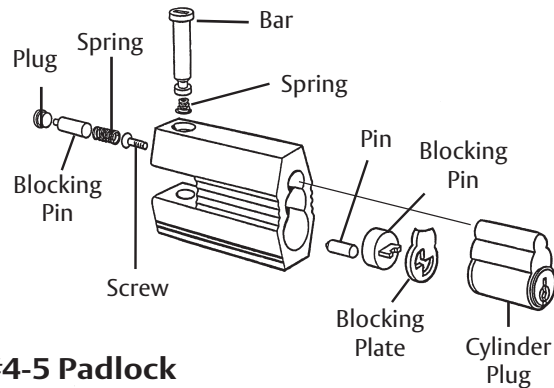
Dial Puck Lock – Shackle Less Resettable Combination

Model#	Description	W	D	X	Y	MSRP
AA-SR400	Resettable Dial Puck Lock 10,000 Combinations	2.875	.375	0.5	1.71875	100.00
AA-SR400-D	Resettable Dial Puck Lock 10,000 Combinations Visual Package	2.875	.375	0.5	1.71875	100.00

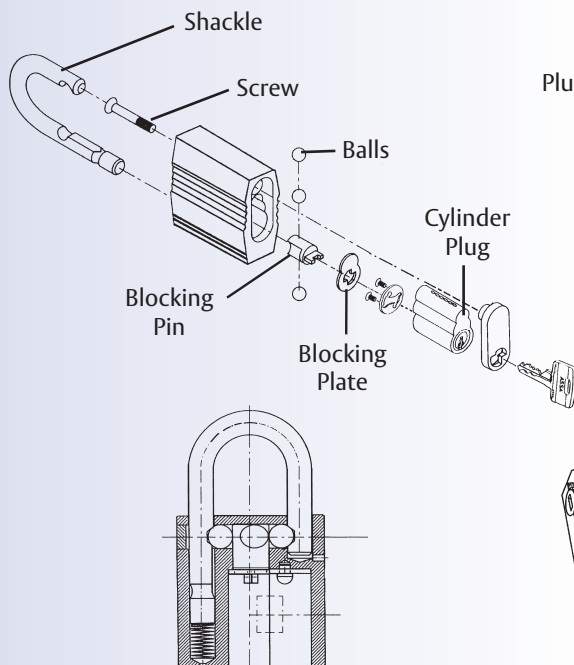
#2 Padlock



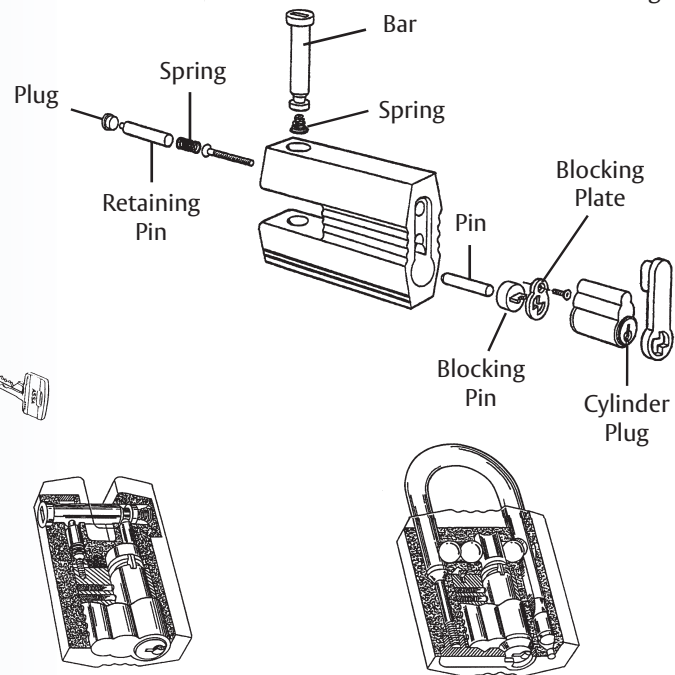
#2 Shrouded Padlock



#3 Padlock




#4-5 Padlock



Padlock Component Parts

Model#	Description	Price
806898	No.2 Regular Shackle	37.95/ea
807217	No.2 Extended Shackle	40.60/ea
P250517	No.2 Shackle Spring	1.65/ea
806910	No.3 Padlock Shackle	48.70/ea
809387	No.2 Key-Retaining Blocking pin	6.30/ea
809388	No.2 Non-Key-Retaining Conversion Kit (Includes Blocking Pin/Spring/Tailpiece)	46.25/ea
P793810	No.2 Tailpiece Cam Screws	1.65/ea
867046	No.2 Tailpiece Washer	5.90/ea
P857300	No.2 Plate & No. 3 Plate	1.35/ea
803607	No.2 Locking Balls	1.35/ea
P793110	No.2 Cylinder Retaining Screw	1.65/ea
806913	No.3 Cylinder Retaining Screw	7.90/ea
803575	No.3 Locking Ball Bearings	2.55/ea
806911	No.3 Blocking Pin	30.40/ea
089280	No.3 Extended Shackle	48.35
353969	Twin V-10 Padlock Cylinder Plug	49.65
367018	Twin 6000 Classic Padlock Cylinder Plug (Specify Profile 50,52,61,62)	49.65
356071	Twin Exclusive / 6000 Classic Padlock Cylinder Plug (Specify Profile 51,851)	49.40
816068	Maximum+ / Twin Maximum Padlock Cylinder Plug (Specify Profile 0A7, 0M7)	64.50

ASSA manufactures a variety of European cylinders including the Scandinavian oval and the Euro Din (M20 Series). Available for different door thicknesses and featuring a cam actuator, ASSA Euro Din cylinders can be used with many types of imported locksets and specialty hardware. All European cylinders can be keyed into any new or existing ASSA key system.



Benefits:

- Retrofits variety of European applications
- Two independent locking mechanisms to ensure security and optimum pick resistance
- Inactive “false” grooves on side pins designed to increase pick resistance

Technical Information:

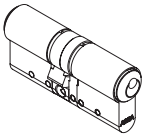
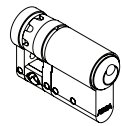
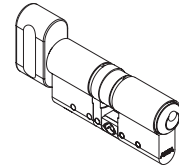
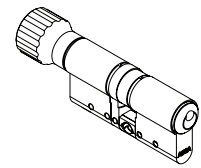
- M20 Series available for different door thicknesses
- Cylinder housing and plug made of high quality brass
- Stainless steel top pins
- Bottom pins and master pins are nickel silver

Warranty:

- ASSA warrants its products against defective workmanship or wear resulting from defects for one year

Finishes:

BHMA Symbol	U.S. Symbol	Description
626	US 26D	Satin Chrome
605	US 3	Bright Brass

Double Cylinder	Single Cylinder	Cylinder, Design Turn	Cylinder, Narrow Profile Turn
 <p>Extension outside (A=+0 mm) Cylinder shape Extension inside (C=+10 mm) Cylinder serie 61 M 22 A C Cylinder length 61 mm Extension outside Extension inside Code J H C B A mm= 40 35 ... 10 5 30,5 mm 30,5 mm 9 10 ... 25 40</p> <p>XXM22/25</p>	 <p>Cylinder shape Extension (C=+10 mm) Cylinder serie 61 M 23 C Cylinder length 40 mm Extension outside Extension inside Code J H C B A mm= 40 35 ... 10 5 30,5 mm</p> <p>XXM23</p>	 <p>Extension outside (A=+0 mm) Cylinder shape Extension inside (C=+10 mm) Cylinder serie 61 M 27 A C Cylinder length 61 mm Extension outside Extension inside Code J H C B A mm= 40 35 ... 10 5 30,5 mm 30,5 mm 5 10 ... 35 40</p> <p>XXM27</p>	 <p>Extension outside (A=+0 mm) Cylinder shape Extension inside (C=+10 mm) Cylinder serie 61 M 24 A C Cylinder length 61 mm Extension outside Extension inside Code J H C B A mm= 40 35 ... 10 5 30,5 mm 30,5 mm 5 10 ... 35 40</p> <p>XXM24</p>

Guideline for M20 EURO accessories
Location of lock cases, cylinders and accessories

1. Specification of M20 Cylinder/turn and accessories.
 - a) Measure the door thickness (A).
 - b) Measure the distance between the centre of the lock case and the security side of the door (B).
 - c) Measure the distance between the centre of the lock case and the inside of the door (C).
 - d) Add the thickness of the cylinder accessories to the B and C measurement. The result will be the length of the cylinder/turn.

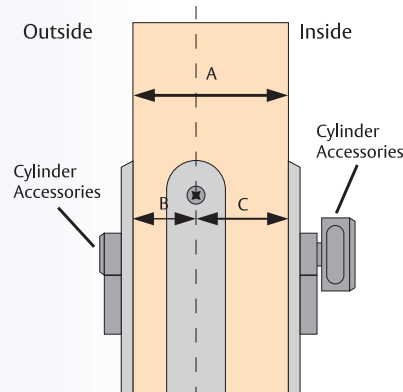






Table Measurement

Code	Length mm
A	+0
B	+5
C	+10
D	+15
E	+20
F	+25
G	+30
H	+35
I	+40
J	+45
K	+50
L	+55

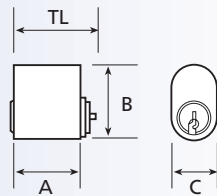
M20 Din Euro Profile Cylinders

Model#	Notes	Description	Comp	Sub	SNS
Maximum +					
98M27		Large Thumbturn Single Cylinder	Call Factory For Pricing.		
98M24		Small Thumbturn Single Cylinder			
98M22		Double Cylinder			
98M23		Single Cylinder No Thumbturn			
Twin Maximum					
88M27		Large Thumbturn Single Cylinder	Call Factory For Pricing.		
88M24		Small Thumbturn Single Cylinder			
88M22		Double Cylinder			
88M23		Single Cylinder No Thumbturn			
Twin V-10					
V65M27		Large Thumbturn Single Cylinder	Call Factory For Pricing.		
V65M24		Small Thumbturn Single Cylinder			
V65M22		Double Cylinder			
V65M23		Single Cylinder No Thumbturn			
Twin 6000 Classic					
65M27		Large Thumbturn Single Cylinder	Call Factory For Pricing.		
65M24		Small Thumbturn Single Cylinder			
65M22		Double Cylinder			
65M23		Single Cylinder No Thumbturn			

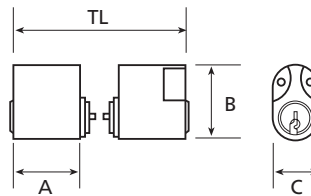
 – Twin Maximum available with CLIQ™ Technology. Example: 88M27 x CLIQ x Comp

Profile Cylinder Key:

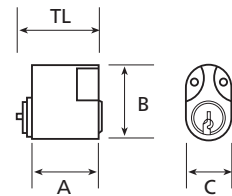
- TL – Total Length
- A – Cylinder Length
- B – Cylinder Height
- C – Cylinder Width



6501







6502



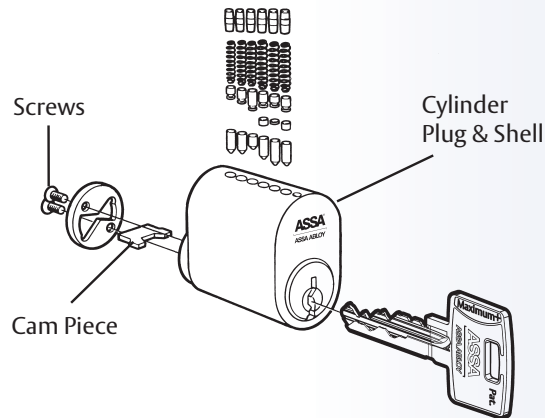
6503

Oval Cylinders

Model#	Notes	Description	TL	A	B	C	Comp	Sub	SNS
Maximum +									
9801		Oval, Outside	1.577	1.236	1.376	0.784	177.25	169.75	162.25
9801L		Oval, Outside for 505					191.75	183.75	176.75
9802		Oval, Double	N/A				362.00	348.50	332.00
9803		Oval, Inside	1.577				179.75	171.75	164.75
Twin Maximum									
8801		Oval, Outside	1.577	1.236	1.376	0.784	195.00	187.50	180.00
8801L		Oval, Outside for 505					211.00	203.00	196.00
8802		Oval, Double	N/A				398.25	384.75	368.25
8803		Oval, Inside	1.577				197.75	189.75	182.75
Twin Exclusive									
E6501		Oval, Outside	1.577	1.236	1.376	0.784	202.75	195.25	187.75
E6501L		Oval, Outside for 505					219.25	211.25	204.25
E6502		Oval, Double	N/A				414.50	401.00	384.50
E6503		Oval, Inside	1.577				205.75	197.75	190.75
Twin 6000 Classic									
6501		Oval, Outside	1.577	1.236	1.376	0.784	202.75	195.25	187.75
6501L		Oval, Outside for 505					219.25	211.25	204.25
6502		Oval, Double	N/A				414.50	401.00	384.50
6503		Oval, Inside	1.577				205.75	197.75	190.75
Twin V-10									
V6501		Oval, Outside	1.577	1.236	1.376	0.784	202.75	195.25	187.75
V6501L		Oval, Outside for 505					219.25	211.25	204.25
V6502		Oval, Double	N/A				414.50	401.00	384.50
V6503		Oval, Inside	1.577				205.75	197.75	190.75
600 Series Classic									
601		Oval, Outside	1.577	1.236	1.376	0.784	159.25	150.25	—
601L		Oval, Outside for 505					179.00	169.00	—
602		Oval, Double	N/A				348.75	329.75	—
603		Oval, Inside	1.577				171.00	162.00	—

– Twin Maximum available with CLIQ™ Technology. Example: 8801 x CLIQ x Comp

NOTE: Oval cylinders do not include cylinder rings, mounting screws or other trim.



Oval Cylinder Parts

Model#	Description	Price
Maximum+ / Twin Maximum		
867064	Oval Cyl. Housing, Outside	57.30
867110	Oval Cyl. Housing, Inside	72.40
816068 †	Oval Cylinder Plug	70.00
Twin Exclusive / 6000 Classic		
867064	Oval Cyl. Housing, Outside	57.30
867110	Oval Cyl. Housing, Inside	72.40
356071 †	Oval Cylinder Plug (Specify Profile)	49.40
Twin V-10		
867064	Oval Cyl. Housing, Outside	57.30
867110	Oval Cyl. Housing, Inside	72.40
353969	Oval Cylinder Plug	49.40

† – Specify Profile

Oval Cylinder Adapters

Model#	Description	Price
803170	Oval Outside Cylinder Adapter, for Schlage KIK/KIL Cylinder	115.25
803171	Oval Inside Cylinder Adapter, for Schlage KIK/KIL Cylinder	115.25
804215	Schlage Adapter Tailpiece (Will fit 505 function)	17.15

ASSA provides all the necessary tools for both the retail and institutional locksmith to service and maintain our locks in the field. We offer several sizes of pinning kits from large, full service kits designed for the shop environment to smaller, convenient kits appropriate for service calls.

Also available are high quality key cutting equipment, all approved ASSA cylinder lubricants.



MPK Master Pin Kit

Item Number	Description	Quantity	Price Per Kit
353838	Left Side Pin V-10	50	1,754.75
359654	Twin-Max Sidepin Left		
362808	Corbin RC Cover Strip	10	
806263	Db Plastic Thumbturn Guide	2	
806346	Deadbolt Top Closing Screws	25	
807164	V-10/T Pro Spring For Side Bar	100	
807165	V-10/T Pro Sidepin Springs		
807401	RC C-Ring	4	
807402	RC Cover Slide	15	
807403	RC Cam Adapter	2	
807404	RC Wave Washer	10	
807405	RC Rubber Stop	6	
809312	IC Core Plug Spacer Washer		
809314	Master Pin 9, IC Core Cylinders	100	
809315	Master Pin 10, IC Core Cylinders		
809316	Master Pin 11, IC Core Cylinders		
809317	Master Pin 12, IC Core Cylinders		
809318	Master Pin 13, IC Core Cylinders		
809319	Master Pin 14, IC Core Cylinders		
809320	Master Pin 15, IC Core Cylinders		
809321	Master Pin 16, IC Core Cylinders		
809322	Master Pin 17, IC Core Cylinders		
809328	Top Pin 2, IC Core Cylinders		
809329	Top Pin 3, IC Core Cylinders		

Continued on next page

Table of Contents

General Info.

Electronic Access Control

Keys & Keying

Mortise Cyls.

Rim Cyls.

Mogul Cyls.

IC Core Cyls.

KIK/KIL Cyls.

Deadbolts

Auxiliary Locks

Padlocks

Profile Cyls.

Pin Kits Tools & Accessories

Care & Maint.

Technical Specs.

MPK Master Pin Kit (Continued)

Item Number	Description	Quantity	Price Per Kit
809330	Top Pin 4, IC Core Cylinders	100	1,754.75
809331	Top Pin 5, IC Core Cylinders		
809332	Top Pin 6, IC Core Cylinders		
809333	Top Pin 7, IC Core Cylinders		
809334	Top Pin 8, IC Core Cylinders		
809335	Top Pin 9, IC Core Cylinders		
809336	Top Pin 10, IC Core Cylinders		
809340	IC Core Chamber Springs (1-4)	50	
816080	Twin-Pro Sidepin		
867015	Side Pin, ASSA Twin	100	
867065	600/Twin Pin Chamber Springs		
807261	Top Pin A, Twin & 600		
807262	Top Pin B, Twin & 600		
807263	Top Pin C, Twin & 600		
807264	Top Pin D, Twin & 600		
867070	Master Pin 1, Twin & 600		
867071	Master Pin 2, Twin & 600		
867072	Master Pin 3, Twin & 600		
867073	Master Pin 4, Twin & 600		
867074	Master Pin 5, Twin & 600		
867075	Master Pin 6, Twin & 600		
867076	Master Pin 7, Twin & 600		
867077	Master Pin 8, Twin & 600		
867078	Bottom Pin 1, Twin & 600		
867079	Bottom Pin 2, Twin & 600		
867080	Bottom Pin 3, Twin & 600		
867081	Bottom Pin 4, Twin & 600		
867082	Bottom Pin 5, Twin & 600		
867083	Bottom Pin 6, Twin & 600		
867084	Bottom Pin 7, Twin & 600		
867085	Bottom Pin 8, Twin & 600		
867086	Bottom Pin 9, Twin & 600		
867087	Twin Spring For Side Pin		
867088	Twin Spring For Side Bar		
867090	Std Tail Piece Screw Twin/600	25	
867445	Cam, Adams Rite 600/Twin	2	
867446	Cam, Clover Leaf 600/Twin		
867447	Cam, Beaver Tail 600/Twin		
867452	Cam, Sargent 600/Twin		
867453	Cam, Schlage	50	
868141	M/R Cover Strip 600/Twin		
868624	Rollpin Corbin/4—Sargent/2		
868958	Schlage Plug Cap	10	
868959	Schl KIK Plug Cap Sprg-Deleted	4	
868960	Schlage KIK Plug Cap Pin		
872610	Cam, Standard 600/Twin		
900257	Yale Tailpiece Roll Pin	2	
		10	

PK-1 Pin Kit

Item Number	Description	Quantity	Price Per Kit
353838	Left Side Pin V-10	50	1,002.85
359654	Twin-Max Sidepin Left		
807164	V-10/T Pro Spring For Side Bar	100	
807165	V-10/T Pro Sidepin Springs		
816080	Twin-Pro Sidepin	50	
867015	Side Pin, ASSA Twin		
867065	600/Twin Pin Chamber Springs	500	
807261	Top Pin A, Twin & 600	100	
807262	Top Pin B, Twin & 600		
807263	Top Pin C, Twin & 600		
807264	Top Pin D, Twin & 600		
867070	Master Pin 1, Twin & 600		
867071	Master Pin 2, Twin & 600		
867072	Master Pin 3, Twin & 600		
867073	Master Pin 4, Twin & 600		
867074	Master Pin 5, Twin & 600		
867075	Master Pin 6, Twin & 600		
867076	Master Pin 7, Twin & 600		
867077	Master Pin 8, Twin & 600		
867078	Bottom Pin 1, Twin & 600		
867079	Bottom Pin 2, Twin & 600		
867080	Bottom Pin 3, Twin & 600		
867081	Bottom Pin 4, Twin & 600		
867082	Bottom Pin 5, Twin & 600		
867083	Bottom Pin 6, Twin & 600		
867084	Bottom Pin 7, Twin & 600		
867085	Bottom Pin 8, Twin & 600		
867086	Bottom Pin 9, Twin & 600		
867087	Twin Spring For Side Pin		
867088	Twin Spring For Side Bar		
867090	Standard Tail Piece Screw Twin/600		
868141	M/R Cover Strip 600/Twin		

PK-IC Interchangeable Core Pin Kit

Item Number	Description	Quantity	Price Per Kit
362808	Corbin RC Cover Strip	10	940.30
807401	RC C-Ring	50	
807402	RC Cover Slide		
807405	RC Rubber Stop		
809312	IC Core Plug Spacer Washer		
809314	Master Pin 9, IC Core Cylinders	100	
809315	Master Pin 10, IC Core Cylinders		
809316	Master Pin 11, IC Core Cylinders		
809317	Master Pin 12, IC Core Cylinders		
809318	Master Pin 13, IC Core Cylinders		
809319	Master Pin 14, IC Core Cylinders		
809320	Master Pin 15, IC Core Cylinders		
809321	Master Pin 16, IC Core Cylinders		
809322	Master Pin 17, IC Core Cylinders		
809328	Top Pin 2, IC Core Cylinders		
809329	Top Pin 3, IC Core Cylinders		
809330	Top Pin 4, IC Core Cylinders		
809331	Top Pin 5, IC Core Cylinders		
809332	Top Pin 6, IC Core Cylinders		
809333	Top Pin 7, IC Core Cylinders		
809334	Top Pin 8, IC Core Cylinders		
809335	Top Pin 9, IC Core Cylinders		
809336	Top Pin 10, IC Core Cylinders		
809340	IC Core Chamber Springs (1-4)		

PK-Cam Pin Kit

Item Number	Description	Quantity	Price Per Kit
807402	RC Cover Slide	50	156.85
809328	Top Pin 2, IC Core Cylinders		
809329	Top Pin 3, IC Core Cylinders		
809330	Top Pin 4, IC Core Cylinders		
809331	Top Pin 5, IC Core Cylinders		
809332	Top Pin 6, IC Core Cylinders		
809333	Top Pin 7, IC Core Cylinders		
809334	Top Pin 8, IC Core Cylinders		
809335	Top Pin 9, IC Core Cylinders		
809340	IC Core Chamber Springs (1-4)		

SFIC Pin Kit

Item Number	Description	Price Per Kit
PK-SFIC	Small Format Interchangeable Core Pin Kit	999.00



















MAX Pin Kit

Item Number	Description	Price Per Kit
PK-MAX	Maximum+ Pin Kit	999.00

PKMM Pin Kit

Item Number	Description	Quantity	Price Per Kit
807164	V-10/T Pro Spring For Side Bar	25	219.45
867065	600/Twin Pin Chamber Springs		
807261	Top Pin A, Twin & 600		
807262	Top Pin B, Twin & 600		
807263	Top Pin C, Twin & 600		
807264	Top Pin D, Twin & 600		
867070	Master Pin 1, Twin & 600		
867071	Master Pin 2, Twin & 600		
867072	Master Pin 3, Twin & 600		
867073	Master Pin 4, Twin & 600		
867074	Master Pin 5, Twin & 600		
867075	Master Pin 6, Twin & 600		
867076	Master Pin 7, Twin & 600		
867077	Master Pin 8, Twin & 600		
867078	Bottom Pin 1, Twin & 600		
867079	Bottom Pin 2, Twin & 600		
867080	Bottom Pin 3, Twin & 600		
867081	Bottom Pin 4, Twin & 600		
867082	Bottom Pin 5, Twin & 600		
867083	Bottom Pin 6, Twin & 600		
867084	Bottom Pin 7, Twin & 600		
867085	Bottom Pin 8, Twin & 600		
867086	Bottom Pin 9, Twin & 600		
867088	Twin Spring For Side Bar		
867090	Std Tail Piece Screw Twin/600		

ASSA ABLOY

																	
.047" 1.2mm	.071" 1.8mm	.094" 2.4mm	.118" 3.0mm	.142" 3.6mm	.165" 4.2mm	.189" 4.8mm	.213" 5.4mm	.236" 6.0mm	.213" 5.4mm	.236" 6.0mm	.260" 6.6mm	.283" 7.2mm	.307" 7.8mm	.331" 8.4mm	.354" 9.0mm	.378" 9.6mm	.402" 10.2mm
809328	809329	809330	809331	809332	809333	809334	809335	809336	809314	809315	809316	809317	809318	809319	809320	809321	809322

Interchangeable Core Parts

Model#	Notes	Description	Pkg. Qty.	Price
354023		Control Sleeve		60.05/ea
359058		Maximum+ and Twin Maximum Inner Plug (Specify 0A7, 0M7)		54.60
353213	*	IC Inner Plug (Specify Profile 51, 851)		54.35/ea
353968	*	V-10 IC Inner Plug		42.20/ea
807401		IC C-Ring		1.40/ea
807402		IC& Cam Lock Cover Slide		2.50/ea
807403		IC Cam Adapter		45.30/ea
807404		IC Wave Washer		2.05/ea
807405		IC Rubber Stop		2.65/ea
810695	*	IC Core (Figure-8) Housing		92.00/ea
807411	*	IC Mortise/Rim Housing		111.50/ea
809340		IC Core Chamber Spring (1st Four Chambers)	100	37.10/pk
809312		IC Plug Spacer Washer		1.50/ea

*Indicate product finish.

Top Pins for IC Core and Cam Locks Cyls. Only

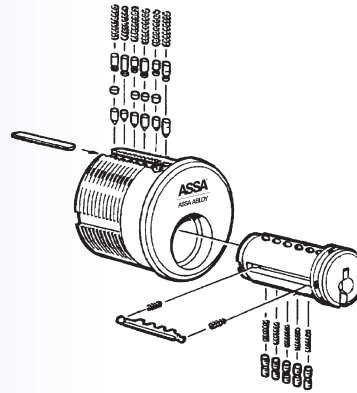
Model#	Description	Pkg. Qty.	Price
809328	Top Pin #2	100	37.35/pk
809329	Top Pin #3		37.35/pk
809330	Top Pin #4		37.35/pk
809331	Top Pin #5		37.35/pk
809332	Top Pin #6		37.35/pk
809333	Top Pin #7		37.35/pk
809334	Top Pin #8		37.35/pk
809335	Top Pin #9		37.35/pk
809336	Top Pin #10		37.35/pk

Master Pins (Build Up) for IC Core Cyls. Only

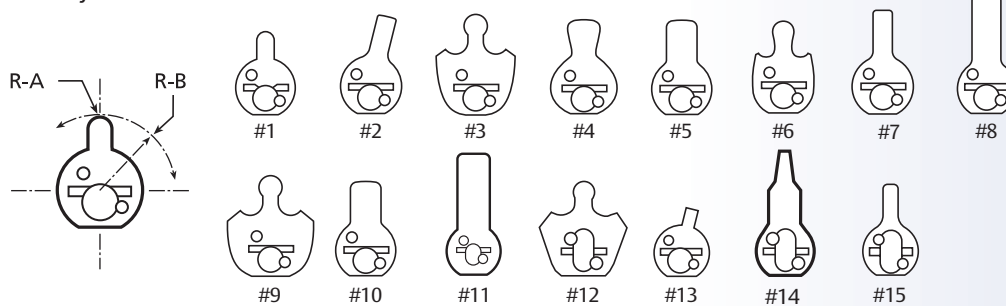
Model#	Description	Pkg. Qty.	Price
809314	Master Pin #9	100	39.50/pk
809315	Master Pin #10		39.50/pk
809316	Master Pin #11		39.50/pk
809317	Master Pin #12		39.50/pk
809318	Master Pin #13		39.50/pk
809319	Master Pin #14		39.50/pk
809320	Master Pin #15		39.50/pk
809321	Master Pin #16		39.50/pk
809322	Master Pin #17		39.50/pk

SFIC Pin Parts

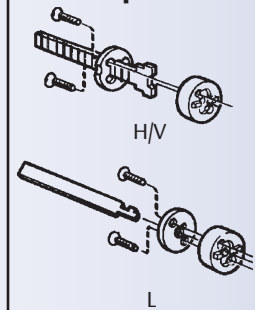
Model#	Description	Pkg. Qty.	Price
909001	SFIC Bottom Pin # 1	100	10.50/pk
909002	SFIC Bottom Pin # 2		10.50/pk
909003	SFIC Bottom Pin # 3		10.50/pk
909004	SFIC Bottom Pin # 4		10.50/pk
909005	SFIC Bottom Pin # 5		10.50/pk
909006	SFIC Bottom Pin # 6		10.50/pk
909007	SFIC Bottom Pin # 7		10.50/pk
909008	SFIC Bottom Pin # 8		10.50/pk
910001	SFIC Master Pin #1		10.25/pk
910002	SFIC Master Pin #2		10.25/pk
910003	SFIC Master Pin #3		10.25/pk
910004	SFIC Master Pin #4		10.25/pk
910005	SFIC Master Pin #5		10.25/pk
910006	SFIC Master Pin #6		10.25/pk
910007	SFIC Master Pin #7		10.25/pk
910008	SFIC Master Pin #8		10.25/pk
910009	SFIC Master Pin #9		10.25/pk
910010	SFIC Master Pin #10		10.25/pk
910011	SFIC Master Pin #11		10.25/pk
910012	SFIC Master Pin #12		10.25/pk
809340	Chamber Springs		37.10/pk
910013	Caps		10.50/pk



Cam Key: R-A – Head Radius • R-B – Overall Radius



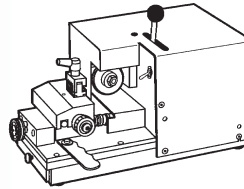
Tailpieces



Cams & Tailpieces

Model#	Description	R-A	R-B	Pkg. Qty.	Price
867445	#1 Adams Rite Cam	0.118	0.555	10	7.55/ea
867452	#2 Sargent Cam	N/A	0.709		7.55/ea
867446	#3 Corbin Clover Leaf Cam	0.114	0.602		7.55/ea
867447	#4 Corbin Beaver Tail Cam	N/A	0.732		8.50/ea
872610	#5 Yale/Standard Cam	N/A	0.709		7.55/ea
867453	#6 Schlage "L" Cam	0.124	0.516		18.20/ea
805412	#7 Segal Type Cam	N/A	0.779		18.20/ea
806471	#8 Jumbo Corbin Cam	N/A	0.914		18.20/ea
907306	#9 Best 30H Series	0.114	0.602		18.75/ea
353445	#10 Airtec/Norment Cam	N/A	0.787		7.30/ea
809337	#11 Airtec/Norment Mogul Cam	N/A	1.165		19.45/ea
354945	#12 Corbin Jumbo Clover Leaf Cam	0.114	0.828		19.45/ea
355849	#13 Sargent Short Cam	N/A	0.515		19.45/ea
355850	#14 Sargent Mogul	N/A	1.043		19.45/ea
872612	#15 Yale Replacement Cam	0.308	0.742		18.20/ea
867450	Horizontal & Vertical Rim Tailpiece kit				24.95/ea
867451	Lazy-motion Rim Tailpiece kit				24.95/ea
868958	Schlage KIK Plug Cap			10	3.85/ea
868959	Schlage KIK Plug Cap Spring			100	1.40/ea
868960	Schlage KIK Plug Cap Pin				1.35/ea
804877	Schlage Break-off Tailpiece			10	7.80/ea
868654	Corbin New Style Standard-duty Tailpiece			100	4.35/ea
868624	Rollpin - Corbin			10	1.35/ea
868231	Cylinder Plug Retaining Ring			100	1.40/ea
900250	Sargent 6-line, Arrow Tailpiece (short)				4.15/ea
900251	Sargent 6-line, Arrow Tailpiece (long)				4.15/ea
900252	Sargent 6-line, Arrow Tailpiece retaining ring				1.35/ea
900253	Sargent/Arrow Tailpiece (Med.)				3.50/ea
900254	Sargent 11-line T-Zone Tailpiece				7.80/ea
900256	Yale Key-In-Lever Tailpiece				10.35/ea
900257	Yale Key-In-Lever Roll Pin				3.85/ea
867045	Oval Cylinder Tailpiece			50	5.65/ea
803169	Oval Cylinder Tailpiece, 505 Lock Function				17.65/ea
867046	Tailpiece Washer			50	5.90/ea
867090	Phillips Screws for Cams, Mortise & Oval Tailpiece			100	1.95/ea
868138	Slotted Screws for Rim Tailpiece				2.05/ea
868134	Tail Extension for Rim Cylinder				18.00/ea
867109	Break-off Tailpiece for V/H Rim Cylinder				10.95/ea
868136	Lazy Motion Tailpiece for Rim Cylinder				10.65/ea
867454	Sargent RC Tailpiece (7 Line Lever)				16.05/ea
867455	Sargent RC Tailpiece (10 Line Lever)				16.05/ea
867456	Sargent RC Tailpiece (11 Line Lever)				16.05/ea


Positive Stop
Code Machine
PS6000T



Pin Kits & Tools

Model#	Description	Price
PK-1	Pin Kit No.1 Full-Size Standard Kit for Twin	1,002.85
PK-IC	Pin Kit-Interchangeable Core Upgrade	940.30
PK-MM	Micro Mini Pin Kit	219.45
PK-CAM	PK Cam Lock Upgrade	156.85
MPK	Master Pinning Kit Twin & IC	1,754.75
869018	Twin Series Cutter Wheel for HPC Code Max CM90Z/.032"	621.40
869017	Twin Series Framon Cutter Wheel	534.55
867056	Cutter Wheel for PS-7000R	722.95
KXASDC	Depth Cam for KX-1 ASSA	203.50
KXASSC	Space Cam for KX-1 ASSA	203.50
KXAS01	Cam Set for KX-1	434.75
KXAS02	Cam Set Plus Vise	734.50
KXAS03	Cam Set Plus Cutter	935.70
KXAS04	Cam Set (Cutter Vise)	1,269.30
F2SH050A	ASSA Vise	334.25
807718	ASSA Lock Spray Lubricant	23.95
816296	ASSA Lock Spray Cleaner/De-Icer	23.95
PL872630	ASSA Maximum+ Cutaway	275.70
PS-6000T	Positive Stop Code Key Machine	7,337.30
907200	PK-1 Pin Kit Box Only	221.60
907205	PK-IC Pin Kit Box IC Only	228.30
907206	MPK Pin Kit Box Only	302.50
907207	Micro Mini Pin Kit Box Only	101.00
907208	Pin Kit Cam Lock Upgrade Box Only	101.00
907009	Clear Deadbolt Mounting Ring	24.15
SGTRCTOOL	Shearing Tool for Sargent style Interchangeable Core	457.80
CRRCTOOL	Shearing Tool for Corbin Russwin style Interchangeable Core	457.80
KD-98	ASSA Key Gauge	44.10
907044	ASSA Plug Follower	6.80
907046	ASSA Screwdriver	19.15
900800	SFIC Ejector Tool	43.50

ASSA products are the highest quality cylinder products on the market today. The following information for maintaining proper condition of your ASSA cylinders and keys will insure the best performance for you and your clients.

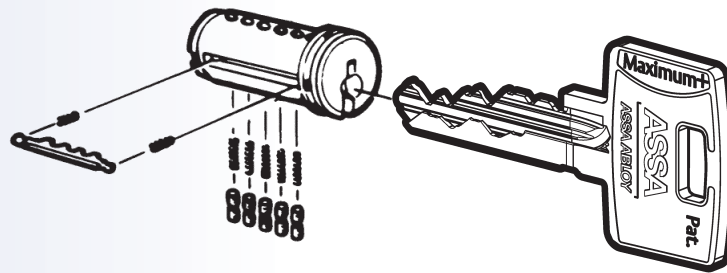


Make sure that all key cutting equipment is properly calibrated in accordance to ASSA manufacturer specification. This is the first consideration in the proper performance of ASSA cylinders. Regularly inspect keys in use and replace any keys that show physical wear immediately.

ASSA cylinders are mechanical devices and like any mechanical device they need regular preventive maintenance. At the time of installation cylinders must be lubricated with ASSA approved lubricant. ASSA recommends part #807718-ASSA Lock Spray Lubricant. Wipe off any excess lubricant on exposed surfaces. Cleaning and lubricating the lock mechanism that the ASSA cylinder is being installed into is important as well. ASSA cylinders should be lubricated at least twice a year as normal maintenance.

- **Do not use graphite or silicone lubricants. Use only ASSA approved lubricants.**
- **Do not expose ASSA cylinders to chemical wash.**
- **Do not paint any cylinder surfaces.**

Do not over lubricate ASSA cylinders. If you suspect cylinder has been over lubricated or suspect excessive dirt or other particles or debris, thoroughly flush with ASSA cleaner de-icer or use an alcohol base electrical contact cleaner that leaves no residue. Let dry or dry with compressed air then re-lubricate with ASSA approved lubricant.



Basic Cylinder Assembly

Step One. Invert the cylinder plug and place the side pin springs in the side pin holes. Insert the side pins.

NOTE! The side pins are all identical. It is imperative that the springs locate correctly or the cylinder will malfunction.

Step Two. With the cylinder still inverted, insert a key with the correct side code to hold the side pins in place.

Step Three. Position the short sidebar springs at each end of the sidebar slot.

NOTE! It is imperative that the springs are located in the prepared holes.

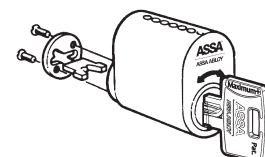
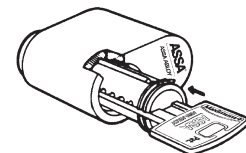
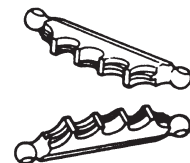

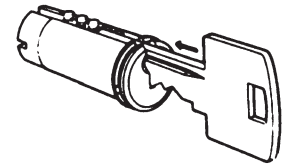
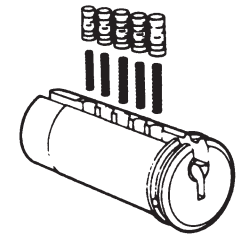
Step Four. Lay the sidebar in the slot so that the fences correspond to the opening gates in the side pins. It should now be possible to press the sidebar down in its slot so that it is flush with the outer face of the cylinder plug.

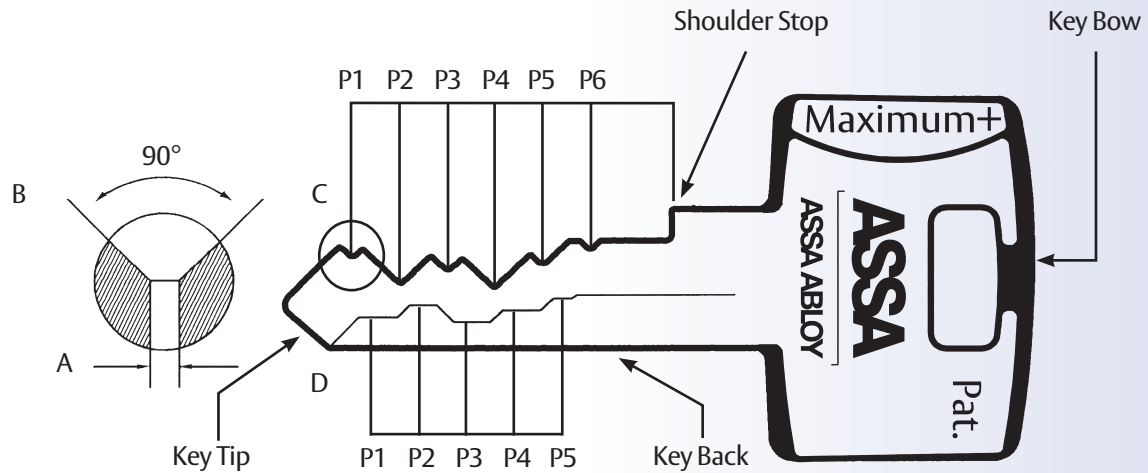
NOTE! The key should remain in the cylinder plug during this operation.

Step Five. Place the cylinder plug in the cylinder house. If the sidebar is fitted correctly, the cylinder plug can now be turned within the shell. Hold the cylinder plug in place when withdrawing the key.

Step Six. Fit the tailpiece and secure.

Note: Cylinder plug diameter is .510".





A. 0.8mm (0.032") wide flat base.

B. 90° cutting angle.

C. The six top cut positions are counted from tip to bow at nine depths of cut.

D. The five side cut positions are counted from tip to bow at five depths of cut and are restricted to factory production only.

The chart below only references top cut spacing.

Measurement	P1	P2	P3	P4	P5	P6
mm	25.7	21.9	18.1	14.3	10.5	6.7
Inch	1.0118	0.8622	0.7126	0.5630	0.4134	0.2638
Tolerance	+0.02 / -0.03mm +0.0008 / -0.0012					

General Rules

The cut depth should be measured from the back of the key to the bottom of the cut.

Spacing is calculated from the shoulder of the key.

The key combinations are cut from the tip of the key towards the bow.

The system code must be cut at 90° cutting angle and a 0.8mm (0.032") wide flat base.

No.1 cut is deepest cut, no. 9 is shallowest.

Maximum Adjacent Cut Specification (MACS) = 5.

Example: 1 cut adjacent to 6 cut is acceptable.

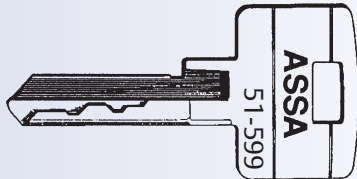
1 cut adjacent to 7, 8, or 9 cut NOT acceptable.

Depths: Key Combinations		
Normal depths for key combinations		
Depths:	mm	Inch
N0. 1	4.03	0.1587
N0. 2	4.63	0.1823
N0. 3	5.23	0.2059
N0. 4	5.83	0.2295
N0. 5	6.43	0.2531
N0. 6	7.03	0.2768
N0. 7	7.63	0.3004
N0. 8	8.23	0.3240
N0. 9	8.83	0.3476
Measure from back of key to bottom of cut		
Tolerance	+ 0.00 - 0.04mm	
	+0.00" - .0016"	

Ordering:

When ordering key blanks, the profile and geographically assigned code must be stated.

A. Side bar Code is cut at ASSA Factory only. Key blanks are provided as shown.



B. Side bar code/profile can be identified on key bow. Example: for Twin 6000 Series, 51-599; there are 5 different profiles in the ASSA Twin 6000 Series which are; 50, 51, 52, 61, and 62.



Key Stamping:

All new key blanks and cut keys will be stamped as original from factory in accordance with assigned keyway.



Maximum+
Profile 0A7




Twin Maximum
Profile 0M7



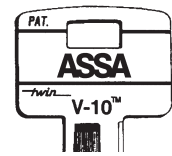
Twin Pro
Profile 0P4



Twin Exclusive
Profile 851



Twin 6000
Profiles
50, 51, 52, 61, 62



Twin V-10
Profile 95

Key Cutting:

Key combination can be cut on many code machines and duplicating machines. Code cutting machines historically, produce better keys than Key-duplicating machines. The ASSA key is a quality key. ASSA recommends quality cutters. ASSA supplies cutting wheels for the HPC 1200 CM and Code Max code machine as well as cutters, vises, and cams for Framon KX1.

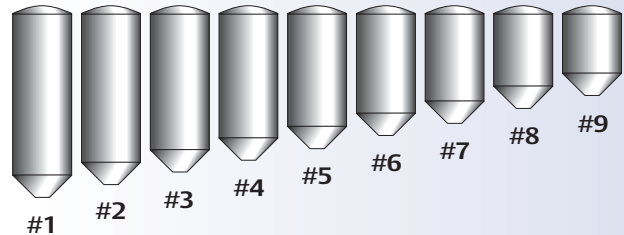
ASSA Recommended Code Machines:

- ASSA PS-6000T (Made by Framon)
- Any Framon Machine designed to cut ASSA Twin and Max+ Series keys
- Silca Ultra Code 199
- HPC Code Max
- ITL 9700 Series Code Machine

ASSA Twin Series Pinning

The same bottom and master pins used in all ASSA Twin Series, Maximum+, and 600 Series product are made of high-quality nickel silver. The deepest cut on a Twin Series and Maximum+ key is the #1 length and the shallowest is the #9 length. This makes the #1 pin the longest and the #9 pin the shortest. All pins are 0.114" in diameter.

Bottom Pin Part Numbers & Lengths		
Pin Size	Part Number	Length
#1	867078	0.3503"
#2	867079	0.3267"
#3	867080	0.3031"
#4	867081	0.2795"
#5	867082	0.2559"
#6	867083	0.2322"
#7	867084	0.2086"
#8	867085	0.1850"
#9	867086	0.1614"



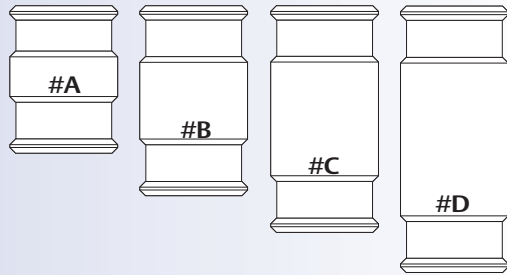
Pins for ASSA cylinders do not taper to a ball nose radius like most pin tumbler pins, but have a flat tip that is 0.020" in diameter. This provides more reliable contact between tumbler and key.

Master Pin Part Numbers & Lengths		
Pin Size	Part Number	Length
#1	867070	0.0236"
#2	867071	0.0472"
#3	867072	0.0708"
#4	867073	0.0944"
#5	867074	0.1181"
#6	867075	0.1417"
#7	867076	0.1652"
#8	867077	0.1889"

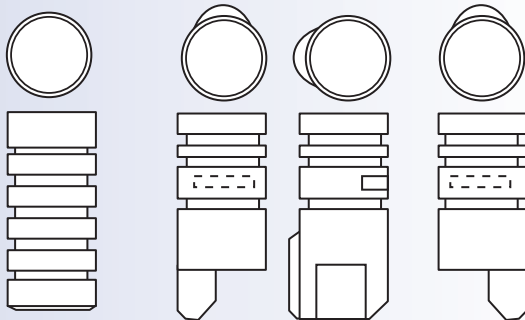


ASSA Twin master pins are engineered for single step \masterkeying, creating the largest master key capabilities of any pin tumbler lock in production.

By numbering from the smallest to the largest, pinning may easily be calculated by subtracting the master pin number from the bottom pin number. (i.e. 7 - 3 = 4. A #3 master pin with a #7 bottom pin is the same physical length as a #4 bottom pin alone.) If the master pin (or pins) leave a remainder of less than one when subtracted from the bottom pin, the overall stack height of the chamber is wrong.



Top Pins/Spool Drivers	
Height	Width
A – 4 mm/0.15 inch	2.9 mm/0.114 inch
B – 5 mm/0.19 inch	2.9 mm/0.114 inch
C – 6 mm/0.23 inch	2.9 mm/0.114 inch
D – 7 mm/0.27 inch	2.9 mm/0.114 inch



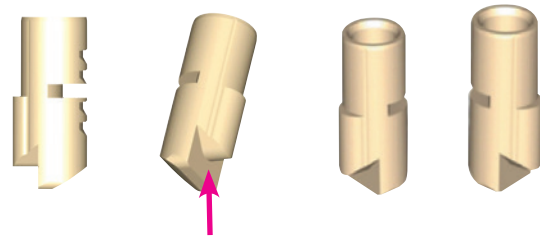
Twin 6000 & Twin Exclusive Side Pin

Left hand & right hand Twin V-10 side pins flanking a side view.

Top Pin Part Numbers & Uses		
Driver	Part Number	Stack Height
A	807261	1 or 2
B	807262	3 or 4
C	807263	5 or 6
D	807264	7 or 8 or 9

Example: When using a #4 bottom pin, a B top pin (driver) is required for proper stack height in the chamber. A #7 bottom pin and a #3 master pin would also require a B top pin.

KIK & KIL cylinders measuring 1.020" in the CH dimension listed in the product section will use a modified pin stack. This is done by calculating the required top pin and then using one size smaller in the cylinder, i.e. using an A top pin instead of a B in the above example. If the shortest top pin (A) needs to be shortened, a #5 master pin should be substituted. The #5 master pin is one increment step shorter than the A top pin.



Twin Pro Side pin drawing on the left shows the back of the Twin Pro side pin and its lift point.

Twin Maximum and Maximum+ side pins are available in left or right hand similar to V-10.

Like the Twin Pro side pin, the Twin Maximum and Maximum+ side pins are lifted at the bottom of the centering tab.

There are six different types of side pins used in ASSA High Security Twin Series and Maximum+ cylinders. The Twin 6000 and Twin Exclusive use one type of side pin with two false grooves above and below the opening gate.

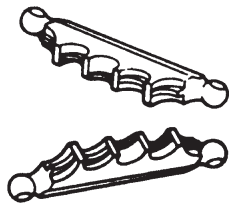
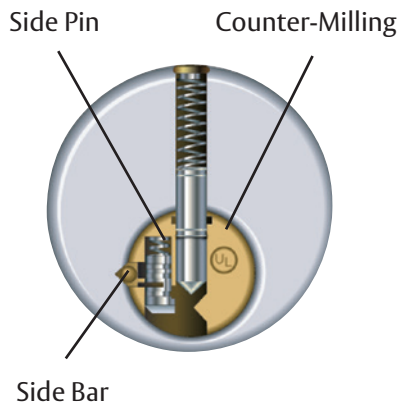
Twin Series and Maximum+ Series side pins are lifted by the side cut on the key blank to a proper height to match the fence pattern on the geographically controlled side bar.

There are two different Twin V-10 side pins, left or right hand. Four false side grooves are provided for pick resistance. The Twin V-10 side pin has an eccentric shape and must be properly positioned before insertion in the side pin chamber of the plug. Left and right hand side pins offer the flexibility to utilize multiplexing capabilities.

The Twin Pro side pin is similar to the design of the Twin V-10 but there is only one type for all five side pin positions. This side pin design is lifted at the back of the pin rather than the bottom surface.

Twin Maximum and Maximum+ side pins are available in left and right hand offering the flexibility of multiplexing similar to Twin V-10. The ASSA Twin Maximum and Maximum+ series cylinder is the mechanical platform that is integrated by CLIQ and CLIQ Remote electromechanical keys and cylinders.

Side Bar Operation



There are five side pins in every ASSA Twin and Maximum+ Series cylinder. In the Twin 6000 and Twin Exclusive, there is only the one type of side pin and for the Twin V-10 Series there are left-hand and right-hand side pins. ASSA Twin Pro has yet another single type of side pin. For Twin Maximum and Maximum+ there are left- and right-hand side pins similar to Twin V-10 for multiplexing capability.

The actual side code combination is machined into the side bar itself and again on the side cut of the Twin Series and Maximum+ key.

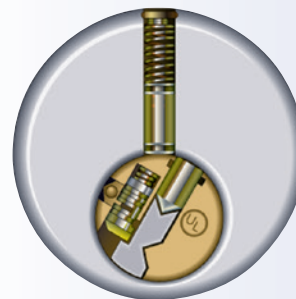
The purpose of the side pins is to align the opening gate by the side-cut milled on the side of the key that will align the side pin with the coded side bar fence. If they match, then the side bar will be unlocked.

With five depths in each position and five positions on each side bar, there are 3,125 different side codes possible. ASSA has 2,805 available. ASSA Twin side codes are assigned to dealers, distributors and end-users on a restricted geographical basis.

ASSA refers to the sidecode as an “intelligent” keyway that is unique to the market area of each dealer and end-user. The sidecode assures ultimate key control while the technicians have total control of the keying and pinning.

ASSA sidebars are reversible. Each sidebar is assigned with two matching key blanks, the obverse and reverse side codes. Twin V-10, Twin Maximum, and Maximum+ operations are capable of additional key blanks, and these capabilities are assigned only by and from the factory.

Note: Plug diameter is .510”.



ASSA Master Keying Capability

ASSA offers single step progression master key systems. Unlike most standard progression systems that are restricted to two step progression, industry standards require a minimum of .023" from one step increments to the next for all lock manufacturers in order to prevent unwanted interchange in master key systems.

Considering ASSA's high tolerance and approximate 0.024" step increments, its nine depths of cut in six positions offers considerably more theoretic and usable combinations than any other lock manufacturer on the market today.

Figure 1

TMK	2	5	8	3	6	9
	4	7	0	5	8	1
K	6	9	2	7	0	3
B	8	1	4	9	2	5
A	0	3	6	1	4	7
64 pages	64 changes per page					

Figure 1 shows a standard two step progression chart. If the last three columns are progressed, the theoretic total change keys under a single master key would be 64 change keys on a page. If the first three columns were then progressed, there would be 64 pages for a total of 4,096 theoretic change keys under a single master key. If we were to consider that there is a MACS of 7, this system would yield approximately 3,000 usable change key combinations.

Figure 2

TMK	1	2	6	9	5	8
	2	3	7	1	6	9
	3	4	8	2	7	1
K	4	5	9	3	8	2
B	5	6	1	4	9	3
A	6	7	2	5	1	4
	7	8	3	6	2	5
	8	9	4	7	3	6
	9	1	5	8	4	7

Figure 2 shows ASSA's single step progression chart. If we were to progress only the last two columns, we would get a theoretic total of 64 change keys on a page. If we then progressed the two center columns, we would then get a theoretic total of 64 pages. So you see, we have already matched the total 4,096 theoretic change keys in the first exercise from Figure 1, but only four of our six chambers have been progressed. Now let's progress the first two columns to get 64 volumes, of 64 pages, of 64 changes per page. This gives us a theoretic total of 262,144 change keys under a single master key. With a MACS of 5 we typically lose about one half of our theoretic total, still yielding about 130,000 and in some cases as many as 160,000 usable change key combinations under a single master key, on each of our 1,402 available reversible sidebars.

Calculating Pin Stacks

Always choose the bottom pin, in a given chamber, by comparing the cuts in that chamber. Always select the highest number for the bottom pin since that would be the shortest possible pin. Next, subtract the remaining cut to obtain the master pin needed. The driver pins are calculated by subtracting the master pins from the bottom pins, chamber by chamber. In the case of stacked master pins always total the master pins then subtract that number from the bottom pin.

Example:

AA - 495599	AB - 495499	AC - 495699
AA1 - 495524	AB1 - 495464	AC1 - 495625
AA2 - 495536	AB2 - 495438	AC2 - 495644
AA3 - 495562	AB3 - 495426	AC3 - 495637

The following would describe typical pinning arrangements for bottom, master and driver pins from our sample systems.

495799	"AA" Key	495799	"GMK" Key
495327	"1AA" Key	495599	"AA" Key
		495536	"AA2" Key
495799	Bottom Pins	495799	Bottom Pin
-- -472	Master Pins	-- -263	Master Pins
BDCBAD	Top Pins	BDCCBC	Top Pins


ASSA C-4 CLIQ & CLIQ Remote

The ASSA CLIQ technology is designed with the advantages of both electronic access control and mechanical key systems making it suitable for organizations spread over wide geographic areas. The ASSA CLIQ features time schedule access control, the ability to grant or deny authorizations electronically and provide an audit trail. This unique technology provides a high security key and cylinder combination requiring no power source of any kind at the opening.

For more detailed information please see pages 15 & 16 or visit our website www.assalock.com and select the "Products" tab.

Considerations for Master Key System design

There is a black power and data transfer strip inserted alongside the CLIQ electromechanical keys as part of the electronics. When designing a masterkey system where CLIQ will be used there is a cut depth restriction in the sixth position. A number one or two depth of cut can not be used so that the black power and data strip is not damaged when cutting the key. Clamping the key into a the vice jaw of a key duplicating or code cutting machine will also damage the black power and data transfer strip. CLIQ keys, are always cut at the factory.



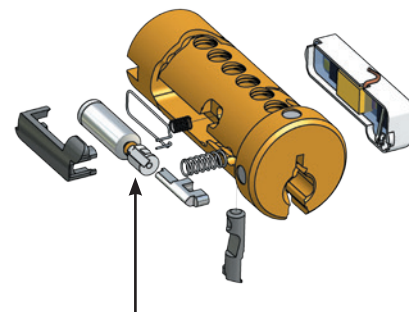
Servicing ASSA CLIQ cylinders

The ASSA CLIQ electronic components, Motor and actuator are sealed in the cylinder plug and are not field serviceable. All ASSA CLIQ cylinders are keyed at the factory.

Lubrication

The only approved lubricant is the ASSA Lock Spray part number 807718.

The ASSA Lock Spray is conductive and the formula resists collection of dust and dirt. Any other lubricant used can mask the contact read for power and data transfer.



A motor drives the electromechanical blocking element that locks the side rail.

ASSA Large Format Interchangeable Core, ASSA Yale & ASSA Corbin Russwin LFIC

With the discontinuation of the ASSA removable core (RC) product, in 1996 ASSA introduced a new Large Format Interchangeable core (LFIC) product which may be mounted in the same figure eight housing as the old product.

The new LFIC product is designed to be compatible with systems written for the old product and may even safely be supplied as expansion in some key systems not originally designed with the RC or LFIC product in mind.

VALUES

C	= Control Bitting	CK	= Change Key Bitting
BP	= Bottom Pin	MK	= Master Key Bitting
MP	= Master Pin		
BUP	= Build-up Pin		
TP	= Top Pin		
Stack	= 20		

This LFIC has a control “sleeve” in the first four pin chambers and pinning for those chambers is calculated using specific formulas to determine the two top components of the pin stack. The TOP PIN (TP) is determined from the control KEY combination, simply add one to the bitting of the control key in the first four positions to determine the size of the top pin for the corresponding pin chamber.

$$TP = C + 1$$

The sizes of the BOTTOM PIN (BP) and MASTER PIN (MP) are determined using the normal method. The only other component in the stack is the buildup pin and the following formula will give you the correct size to use in the pin chamber.

Master Keyed	Non-Master Keyed
BP = MAX (CK/MK)	BP = CK
MP = ABS (CK-MK)	MP = 0
TP = C + 1	TP = C + 1
BUP = 20 - {TP + [10 - (BP-MP)]}	BUP = 20 - [TP + (10-CK)]

If the particular chamber is cross keyed, it will have more than one master pin in it and the formula should be modified to reflect that condition. The pinning for the last two pin chambers should be calculated in the same manner used for ASSA non-IC products.

Using the formula isn't any more difficult than adding and subtracting. The example here is for a master keyed LFIC cylinder, and this formula will apply to the first four pin chambers only. As with all formulas, it should be worked from the inside out. Our keys for this cylinder are:

<u>CTRL</u>	<u>216499</u>
AA	495799
1AA	642799

The Top Pin is calculated as CTRL Biting + 1, in this case.

Pin Chamber 1

CTRL Biting 2 + 1 = 3 TP

Pin Chamber 2

CTRL Biting 1 + 1 = 2 TP

Pin Chamber 3

CTRL Biting 6 + 1 = 7 TP

Pin Chamber 4

CTRL Biting 4 + 1 = 5

The only pin size we don't now know is the BUP (Build-up Pin). The formula will tell us that.

$$BUP = 20 - \{ TP + [10 - (BP - MP)] \}$$

Pin Chamber 1

$$BUP = 20 - \{ 3 + [10 - (6 - 2)] \}$$

$$BUP = 20 - \{ 3 + [10 - 4] \}$$

$$BUP = 20 - \{ 3 + 6 \}$$

$$BUP = 20 - 9$$

$$BUP = 11$$

Pin Chamber 2

$$BUP = 20 - \{ 2 + [10 - (9 - 5)] \}$$

$$BUP = 20 - \{ 2 + [10 - 4] \}$$

$$BUP = 20 - \{ 2 + 6 \}$$

$$BUP = 20 - 8$$

$$BUP = 12$$

Pin Chamber 3

$$BUP = 20 - \{ 7 + [10 - (5 - 3)] \}$$

$$BUP = 20 - \{ 7 + [10 - 2] \}$$

$$BUP = 20 - \{ 7 + 8 \}$$

$$BUP = 20 - 15$$

$$BUP = 5$$

Pin Chamber 4

$$BUP = 20 - \{ 5 + [10 - (7 - 0)] \}$$

$$BUP = 20 - \{ 5 + [10 - 7] \}$$

$$BUP = 20 - \{ 5 + 3 \}$$

$$BUP = 20 - 8$$

$$BUP = 12$$

From this formula we know that the pinning of the cylinder would be:

TP	3	2	7	5	D	D
BUP	11	12	5	12	-	-
MP	2	5	3	-	-	-
BP	6	9	5	7	9	9

The build-up pin may be any size from 1 up to 17. As part of the product release we have created 9 new master pins for use as build-up pins. They are numbered 9 through 17. In conjunction with this product release ASSA has produced nine new top pins 2 through 10. These new top pins have a recess drilled into the top of them to accept the new, smaller diameter top pin spring which must be used in the first four control sleeve chambers of the cylinder.

If you are generating your own key systems, there are some new combination selection rules which should be followed for the TMK and the CTRL (Control Key).

- 1) The TMK should have a number 9 depth as one of the first four cut positions and the corresponding position in the CTRL key should be a number 1 depth.
- 2) The last two cut depths of the CTRL key should be the same as the TMK.

With the exception of the preceding rules, the other cut positions in the CTRL key may be any depth except the TMK depth. The combination used for the CTRL key should be removed from the key system if it is generated as part of the progression.

ASSA Sargent Large Format Interchangeable Core

Follow the same formula and rules as specified for the ASSA Large Format Interchangeable & Yale & Corbin Russwin LFIC but change the stack to 19.

IMPORTANT: If the build-up pin (BUP) is equal to 0 no build-up pin is used.

CTRL	216969
AA	495769
1AA	642169

The Top Pin is calculated as CTRL Bitting + 1, in this case.

Pin Chamber 1	Pin Chamber 2	Pin Chamber 3	Pin Chamber 4
CTRL Bitting 2 + 1 = 3 TP	CTRL Bitting 1 + 1 = 2 TP	CTRL Bitting 6 + 1 = 7 TP	CTRL Bitting 9 + 1 = 10
Pin Chamber 1	Pin Chamber 2	Pin Chamber 3	Pin Chamber 4
TP = 2 + 1 = 3	TP = 1 + 1 = 2	TP = 6 + 1 = 7	TP = 9 + 1 = 10

The only pin size we don't now know is the BUP (Build-up Pin). The formula will tell us that.

$$BUP = 19 - \{ TP + [10 - (BP - MP)] \}$$

Pin Chamber 1	Pin Chamber 2	Pin Chamber 3	Pin Chamber 4
BUP=19-{3+[10-(6-2)]}	BUP=19-{2+[10-(9-5)]}	BUP=19-{7+[10-(5-3)]}	BUP=19-{10+[10-(7-6)]}
BUP=19-{3+[10-4)]}	BUP=19-{2+[10-4)]}	BUP=19-{7+[10-2)]}	BUP=19-{10+[10-1]}
BUP=19-{3+6}	BUP=19-{2+6}	BUP=19-{7+8}	BUP=19-{10+9}
BUP=19-9	BUP=19-8	BUP=19-15	BUP=19-19
BUP=10	BUP=11	BUP=4	BUP=0 (no BUP is used in this chamber)

From this formula we know that the pinning of the cylinder would be:

TP	3	2	7	10	C	D
BUP	10	11	4	-	-	-
MP	2	5	3	6	-	-
BP	6	9	5	7	6	9


The build-up pin may be any size from 1 up to 17. As part of the product release we have created 9 new master pins for use as build-up pins. They are numbered 9 through 17. In conjunction with this product release ASSA has produced nine new top pins 2 through 10. These new top pins have a recess drilled into the top of them to accept the new, smaller diameter driver spring which must be used in the first four control sleeve chambers of the cylinder.

If you are generating your own key systems, there are some new combination selection rules which should be followed for the TMK and the CTRL (Control Key).


- 1) The TMK should have a number 9 depth as one of the first four cut positions and the corresponding position in the CTRL key should be a number 1 depth.
- 2) The last two cut depths of the CTRL key should be the same as the TMK.

With the exception of the preceding rules, the other cut positions in the CTRL key may be any depth except the TMK depth. The combination used for the CTRL key should be removed from the key system if it is generated as part of the progression.

ASSA Sheering Tool for Sargent and Corbin Russwin LFIC Original Housings




Sargent 6 Pin LFIC



Corbin Russwin 6 Pin LFIC

The ASSA Sargent & Corbin Russwin retrofit LFIC cores require a sheering tool to cut the drive pin in existing Sargent or Corbin Russwin housings that is in line with the ASSA side bar. This simple and effective hand tool is inserted fully into the figure 8 opening of a Sargent or Corbin Russwin LFIC housing over both drive pins. The T handle is inserted into the large opening on the left and turned shearing the left drive pin to the proper length.



Model #
CRRCTOOL
SGTRCTOOL

Description
Sheering Tool for Corbin Russwin style IC
Sheering Tool for Sargent style IC

ASSA Schlage Removable Core

The Schlage removable core has a control sleeve in the first cut position at the ASSA key tip

Only the number 8 or 9 depth of cut can be used for the operating keys

The control key can be cut to the 1, 2, 3 or 4 depth of cut only, in the first position at the ASSA key tip.

A build-up pin hollowed top pin and an ASSA IC top pin spring is used in the first chamber position to engage the control sleeve and drive blocking pin to lock or unlock the core in the Schlage original housing.

No master pinning is allowed in the control chamber position. Positions 2 through 6 can be used for normal ASSA master pinning.

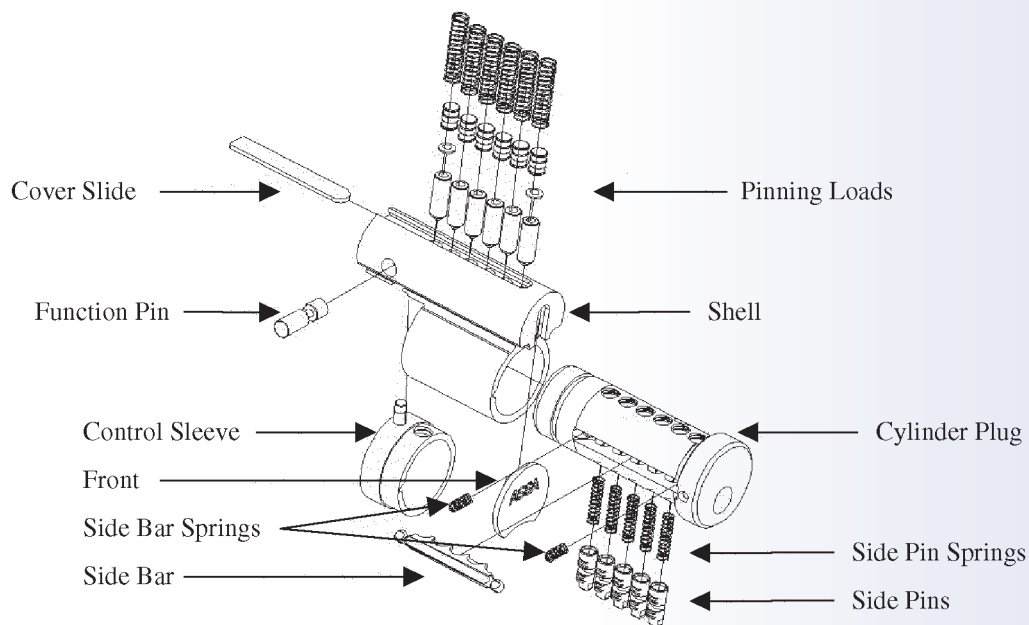
Calculating the loads is as follows:

The Top Pin is equal to the control cut plus 6

$$TP = CTRL + 6$$

The build-up pin is equal to the operating cut minus the control cut plus 2

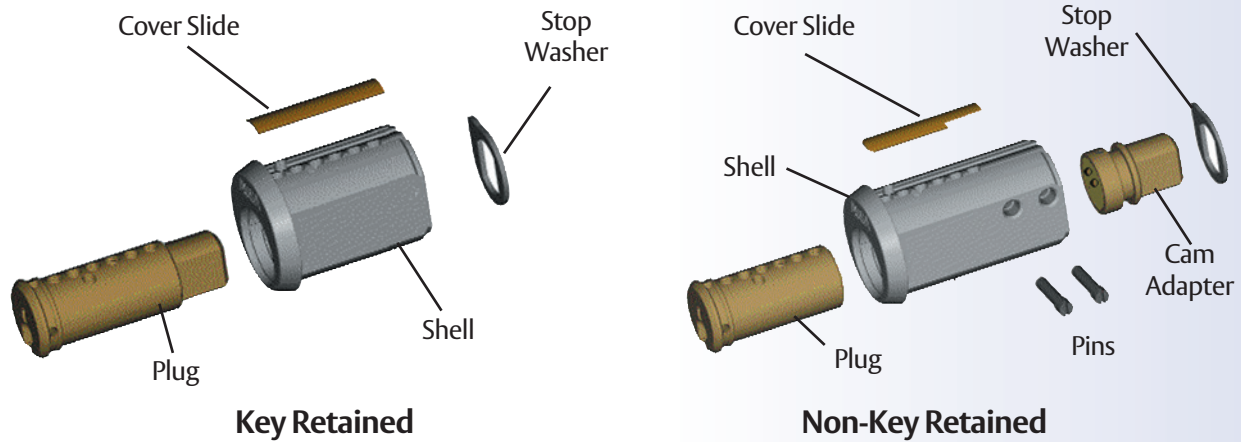
$$BUP = 2 + (\text{Operating Cut} - \text{CTRL Cut})$$



The chart below shows pinning combinations available in the first pin chamber position.

Schlage Removable Core pinning combinations for 1st position.			
CTRL Cut	Operating Cut	Build-up Pin	Top Pin
1	8	9	7
1	9	10	7
2	8	8	8
2	9	9	8
3	8	7	9
3	9	8	9
4	8	6	10
4	9	7	10
Build-up pins and hollowed top pins can be found in the ASSA PK-IC upgrade pinning kit, MPK pinning kit or purchased separately.			

Note: Positions 2 through 6 use the ASSA modified pin stacks by downsizing top pins by one increment.



ASSA cam locks are serviced with standard Twin bottom and master pins. The tops pins, or drivers and springs used in ASSA cam locks are the hollowed top pins used in the ASSA Interchangeable Core product T-2 through T-9. The top pin used in each chamber is equal to the total operating stack. A #7 bottom pin uses a T-7 top pin. For master keying a #5 bottom pin – a #3 master pin equals a total operating stack of 2. The T-2 top pin is used. Due to stack height restrictions the #1 depth of cut cannot be used in ASSA cam locks.

Top Pin #2 – 809328

Top Pin #3 – 809329

Top Pin #4 – 809330

Top Pin #5 – 809331

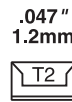
Top Pin #6 – 809332

Top Pin #7 – 809333

Top Pin #8 – 809334

Top Pin #9 – 809335

IC Core Chamber Spring – 809340



809328



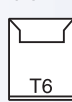
809329



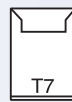
809330



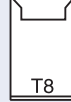
809331



809332



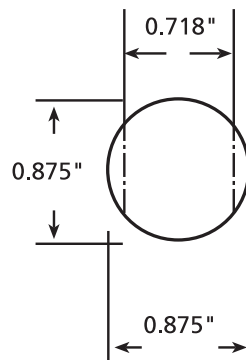
809333



809334



809335



For metal installation use 7/8" double D punch.

Security Authorization Procedure

- Locksmith is encouraged to use the ASSA-343 form card shown below to register their customers signatures.
- Customer would then be required to sign an ASSA-312 form in order to receive additional cut keys for subsequent orders.
- Locksmith should check signature(s) on the ASSA-343 form registration card and verify that it matches the signature on the ASSA-312 form.
- Personal identification should also be requested for additional customer protection.

ASSA
ASSA ABLOY

SIGNATURE REGISTRATION CARD # _____

This card is to be used in conjunction with ASSA® restricted key systems. The names and corresponding signatures will establish individuals authorized to order additional cut keys and locks for specific key systems. In the event of a change in authorized personnel a letter must be submitted on company letterhead bearing the signature of one of the individuals stated below.

END USER	OWNERS NAME (Please type or print) _____	1	TYPE OR PRINT NAME _____	END USER
	STREET ADDRESS _____		SIGNATURE _____	
	CITY / STATE / ZIP CODE _____	2	TYPE OR PRINT NAME _____	
	DATE / /		SIGNATURE _____	

Locksmith: This portion of card used to record customers purchase of keys.

DATE	KEYCODE	QTY.	FORM [®]	DATE	KEYCODE	QTY.	FORM [®]

ASSA 343
7896


	1	2	3	4	5	6
1	E	F	J	B	G	A
2	J	A	B	C	D	F
3	F	C	D	J	H	E
4	C	H	A	D	B	J
5	D	G	F	E	J	H
6	B	D	E	H	A	G
7	H	B	G	F	C	D
8	G	J	H	A	E	C
9	A	E	C	G	F	B

ASSA Blind Code Key Decoder.

ASSA-312 FORM

- The ASSA-312 form may be used to verify customer signatures at the time of sale and issuance of cut keys.
- Customer will sign the form in the signature block portion, date the signature and copy any stamping information in the space provided.
- Locksmith will check the signature against the original ASSA-343 signature registration card to verify and authorize key cutting.
- Form number is then recorded on the back side of the ASSA-343 card.

RESTRICTED KEY ORDER FORM
USE WITH AUTHORIZATION CARD



X Only one circle below for quantity of keys required.

1	2	3	4	5	6	7	8	9
10	15	20	25	30	35	40	45	50
55	60	65	70	75	80	85	90	100

I hereby certify that I am the owner or authorized agent of the owner of the lock cylinder(s) for which key(s) are being produced, and as such authorize the above merchant to process the order for said keys.

IF YOUR KEY IS PART OF A MASTER KEY SYSTEM, COPY THE NUMBER STAMPED ON THE KEY HERE ➡

SIGNATURE

DATE

ASSA 312
2895

ASSA, INC.

Copyright© 1999 ASSA, INC.



ASSA ABLOY

Notes:

Prices Effective April 1, 2019

Table of
Contents

General
Info.

Electronic
Access
Control

Keys &
Keying

Mortise
Cyls.

Rim
Cyls.

Mogul
Cyls.

IC Core
Cyls.

KIK/KIL
Cyls.

Deadbolts

Auxiliary
Locks

Padlocks

Profile
Cyls.

Pin Kits
Tools &
Accessories

Care &
Maint.

Technical
Specs.



ASSA ABLOY

Prices Effective April 1, 2019

Table of
Contents

General
Info.

Electronic
Access
Control

Keys &
Keying

Mortise
Cyls.

Rim
Cyls.

Mogul
Cyls.

IC Core
Cyls.

KIK/KIL
Cyls.

Deadbolts

Auxiliary
Locks

Padlocks

Profile
Cyls.

Pin Kits
Tools &
Accessories

Care &
Maint.

Technical
Specs.

Notes:



ASSA ABLOY

Notes:

Prices Effective April 1, 2019

Table of
Contents

General
Info.

Electronic
Access
Control

Keys &
Keying

Mortise
Cyls.

Rim
Cyls.

Mogul
Cyls.

IC Core
Cyls.

KIK/KIL
Cyls.

Deadbolts

Auxiliary
Locks

Padlocks

Profile
Cyls.

Pin Kits
Tools &
Accessories

Care &
Maint.

Technical
Specs.



ASSA ABLOY

Prices Effective April 1, 2019

Table of
Contents

General
Info.

Electronic
Access
Control

Keys &
Keying

Mortise
Cyls.

Rim
Cyls.

Mogul
Cyls.

IC Core
Cyls.

KIK/KIL
Cyls.

Deadbolts

Auxiliary
Locks

Padlocks

Profile
Cyls.

Pin Kits
Tools &
Accessories

Care &
Maint.

Technical
Specs.

Notes:

Finishes Available – Commercial & Industrial Locks




05
(US03)
Bright Brass




06
(US04)
Satin Brass



09
(US5)
Antique Brass




10
Satin Brass
Blackened



11
(US9)
Bright Bronze




12
(US10)
Satin Bronze




13
(US10B)
**Dark Bronze/
Oil Rubbed**




18
(US14)
Bright Nickel




19
(US15)
Satin Nickel




20
(US15A)
Antique Nickel




22
(US19)
Flat Black



24
(US20A)
**Dark Bronze/
Clear Coat**



25
(US26)
Bright Chrome



26
(US26D)
Satin Chrome

Note: Product appearance may differ from this chart as a result of the differences in plated versus printed materials.



ASSA, Inc.
3625 Alleghany Drive
Salem, VA 24153

Phone: 800-235-7482 • Fax: 800-892-3256
E-mail: AssaOrders@assalock.com.
Websites: www.assalock.com • www.assacliq.com

ASSA ABLOY Door Security Solutions Canada
160 Four Valley Drive
Vaughan, ON L4K 4T9

Phone: 800-461-3007 • Fax: 800-461-8989
Email: orders.dss.ca@assaabloy.com
Website: www.assaabloydss.ca



ASSA ABLOY is the
global leader in door
opening solutions
dedicated to satisfying
end-user needs for
security, safety and
convenience.