



Price book 7

Effective May 4, 2019 • Rev. 05/19



This price list supersedes and cancels all previous price lists. Prices shown are subject to change without notice.

Administrative Offices

Allegion Administrative Office
11819 N. Pennsylvania St.
Carmel, IN 46032
allegion.com/us

Placing orders

You can place orders with Allegion via the fax numbers or emails listed below:

Mechanical Locks & Key Systems

Fax#: 1-800-452-0665

Email: Order_Entry_Schlage_Commercial@allegion.com

Residential Locks

Fax#: 1-800-366-5625

Email: Res_Contact_Center@allegion.com

FastTrack

Fax#: 1-800-288-4242

Email: Order_Fasttrack@allegion.com

Customer Care

Our Customer Care Representatives are available for questions or assistance.

You can reach them at **877-671-7011** (Press 1 for Sales Support | Press 2 for Product Support | Press 3 for RSO) or through the email addresses listed below:

Sales Support

support@allegion.com

Technical Product Support

Mechanical Locks/Keying Systems

Mechanical_Locks_TechProdSupport@allegion.com

Request for Quote

Carolinas

(North Carolina, South Carolina, Virginia)
Carolinas.Quotes@allegion.com

Central

(Arkansas, Illinois, Iowa, Kansas, Missouri, Nebraska, Oklahoma)
Central.Quotes@allegion.com

Chicago

(Illinois-Northern, Wisconsin)
Chicago.Quotes@allegion.com

Florida

Florida.Quotes@allegion.com

Great Lakes

(New York, Pennsylvania)
GreatLakes.Quotes@allegion.com

Metro New York

Metro.Quotes@allegion.com

Michigan

Michigan.Quotes@allegion.com

Mid Atlantic North

(New York, Pennsylvania)
Mid.Atlantics.north.quotes@allegion.com

Mid Atlantic South

(Delaware, Maryland, New Jersey)
Mid.Atlantics.south.quotes@allegion.com

Midwest

(Indiana, Kentucky, Ohio, West Virginia)
Midwest.Quotes@allegion.com

Mountain States

(Colorado, Idaho, Montana, Nevada, Utah, Wyoming)
Mtn.States.Quotes@allegion.com

New England

(Connecticut, Main, Massachusetts, New Hampshire, Rhode Island, Vermont)
NewEngland.Quotes@allegion.com

North Central

(Minnesota, North Dakota, South Dakota)
NorthCentral.Quotes@allegion.com

Northern California

NoCal.Quotes@allegion.com

Northwest

(Alaska, Oregon, Washington)
Northwest.Quotes@allegion.com

South

(Alabama, Georgia, Louisiana, Mississippi, Tennessee)
South.Quotes@allegion.com

Southern California

(California-Southern, Hawaii)
SoCal.Quotes@allegion.com

Southwest

(Arizona, New Mexico)
Southwest.Quotes@allegion.com

Texas

Texas.Quotes@allegion.com

Terms & Conditions.....	10-28
Allegion General Terms & Conditions	10
Schlage Standard Terms.....	14
Product Warranties	17
Commercial Applications	17
Residential Applications	17
Distributor Function and Location Policy	18
Distributor Function and Location Policy	20
Cylinder Policies.....	21
Primus® Sales Policy.....	21
Everest® Sales Policy.....	21
Everest Small Format Interchangeable.....	21
Core Key Control Policies.....	21
Restricted Keyway Policy	21
Construction Core Program Policy.....	21
Master Key Shipment Policy.....	23
Hardware Finishes	24
Forms & Examples.....	29-56
How To Order	30
Ordering Examples	31
Order Forms	32
Using Order Forms	33
Sequential List of Order Forms.....	34

CYLINDRICAL	57-116
A-Series	57-70
Functions	60
Complete Locks	61
Options.....	63
Parts.....	65
AL-Series.....	71-84
Functions	74
Options.....	77
Parts.....	79
D-Series Knobs	85-96
Functions	88
Coocomplete Locks.....	89
Options.....	91
Parts.....	92
ND-Series Levers	97-116
Functions	100
Complete Locks.....	103
Options.....	105
Conversion Guide.....	108
Parts.....	110

DEADBOLT	117-150
B250-Series	117-126
Functions	120
Complete Locks	121
Options.....	122
Parts.....	123
B500-Series.....	127-138
Functions	130
Complete Locks.....	131
Options.....	133
Parts.....	134
B600/700/800-Series.....	139-150
Functions	142
Complete Locks	143
Options.....	145
Parts.....	146-

MORTISE	151-196
L-Series	151-196
Functions	154
Complete Locks.....	162
Options.....	172
Distributor Pack Program.....	178
Parts.....	182

MULTIPOINT	197-220
LM9200-Series.....	197-220
Functions	200
Complete Locks	202
Options.....	210
Parts.....	213

Table of Contents

INTERCONNECTED 221-254

CS210-Series 221-230

Functions	224
Complete Locks	225
Options	228
Parts	229

H-Series (Discontinued) 231-244

S200-Series 245-254

Functions	248
Complete Locks	249
Options	251
Parts	252

TUBULAR 255-274

LT-Series 255-264

Functions	258
Complete Locks	259
Options	262
Parts	263

S-Series 265-217

Functions	268
Complete Locks	269
Options	271
Parts	272

SPECIALTY 275-286

HL-Series 275-286

Functions	278
Parts	283

PORTABLE SECURITY 287-302

Portable Security 287-302

PL Series Cross Reference	290
Key-in-Lever with Cylinder	291
Key-in-Lever Less Cylinder	292
SFIC Less Cylinder	293
Full Size IC Core	294
Custom Engraving Brass Padlocks and Chrome Plated Brass Padlocks	295
Parts and Accessories	296
Special Security	299

CYLINDRICAL / KEYS / AUXILIARY 303-416

Cylinders 303

Multiple Tailpiece Cylinders	306
Bulk Pack Cylinders	307
Unassembled Multiple Tailpiece Cylinders	308
Bulk Pack Cylinders	309
Primus Cylinders-Sub Assembled	311
A & H, AD, AL CL, D, ND, F, FA, PL, S & S200	312
B500	320
B250, B400, E/B, F100, H, MD, S200	322
B600/700/800	326
Mortise	330
Schlage cylinders for Falcon & Von Duprin	341
Rim Cylinders	343
Interchangeable Cores	345
Competitor Retrofit Cylinders	347
Mailbox	352
Special Cylinders	353
Pins, Springs & Pinning Components	354
Plugs	357
Shells	360

Keys & Keying 361-408

Keys Ordered Separately	364
Key Stamping	379
Cylinder Stamping	380
Construction Core Program	381
Keying Charges	383
Sitemaster 200®	388

CL-Series 409-416

Complete Locks	412
Options	415
Parts	416

TOOLS AND KITS 417-430

Tools & Kits 417-426

Keying Tools & Kits	418
Tools	421
Tools	422
Kits	423

Merchandising Aids 427-430

Display Mounts	428
Miscellaneous	430

PARTS INDEX 431-445

Index 431-445

	Ordering Options	Form Name and Number	Notes
Commercial Products *	1. Standard Orders These orders are for the comprehensive listing of the current product offering shown in this price book.	Your Purchase Order See information required on your order in "Forms & Examples" price book tab.	All orders will be processed based on normal factory lead times. An anticipated ship date will be included with each order acknowledgement.
	2. Schlage Innovation Center Orders (RFQ) These orders are for Request For Quote (RFQ) orders which are not covered in the price book and are subject to longer lead times. These orders may not be combined with any Master Keyed or Non-Master Keyed products. Use this process for custom logo requests.	Schlage Innovations Center Product Request Form See the "Innovation Center Product Request Process" on Page 6.	These products are not in the price book and must be requested for consideration. Instructions are included in the Innovations Center Product Request Process in this section.
	3. FastTrack Orders These orders are for products in the FastTrack price book and qualify for expedited order processing. This program includes Schlage and Allegion brand products. Please consult your sales representative for FastTrack program availability in your area.	Refer to FastTrack price book.	See current FastTrack price book. Phone number 1-877-671-7011 or fax number 1-800-288-4242.
Keys	1. Master Keyed Orders These orders are subject to standard lead time and process. Please attach the necessary forms if a restricted key system or Primus order.	Master Keyed Order Form ms-i100.01 Rev. 3/14 ms-i100.02 Rev. 3/14 ms-i150 Rev. 3/14	Use of order forms other than Schlage order forms can result in an increased lead time. An anticipated ship date will be included with each order acknowledgement.
	2. Non-Master Keyed Orders These orders are subject to standard lead time and process. If you are ordering a restricted key system or Primus order, please attach the necessary forms.	Non-Master Keyed Order Form ms-i250 Rev. 3/14 ms-i300 Rev. 3/14	Use of order forms other than Schlage order forms can result in an increased lead time.
	3. Primus Face Sheet Original signed form must accompany any Primus or Primus XP level 3, 4, or 9 order.	Primus Face Sheet ms-e120 Rev. 3/14	Must submit original forms, copies are not accepted.
	4. Primus Signature Card Original signed form must accompany any NEW Primus or Primus XP level 3, 4, or 9 order.	Primus Signature Form ms-e130 Rev. 03/14	Please make sure the form identifies the key system as NEW or EXISTING. If removeable cores, make sure control keys are ordered. Do not forget to mark the type of keys, stamping information, etc.
	5. Key System Summary Please fill in all appropriate fields. Contact your local RSO sales office for help.	Key System Summary ms-i200 Rev. 3/14 All 4 Pages	All orders will be processed based on normal factory lead times. An anticipated ship date will be included with each order acknowledgement.
Residential	1. Standard Order Plan All residential Schlage, and Dexter by Schlage products currently listed in this price book.	Your Purchase Order see information required on your order in "Forms & Examples" price book tab.	All orders will be processed based on normal factory lead times. An anticipated ship date will be included with each order acknowledgement.

How to Use the Price Book

Standard Products

In each tabbed section of this Price Book you will find a comprehensive listing of our current offering per product series. Products should be ordered via the traditional method by designating the product, design, finish, handing, and options for each line item (refer to “How to Order” in the Forms & Examples section of the price book). All orders will be processed based on normal factory lead times. These lead times vary throughout the year and are affected by production volumes, supplier schedules and quantity demands. An anticipated ship date will be included with each order acknowledgement.

Some of the products listed in these sections require extended lead times. You will find the hourglass symbol (⌚) associated with products that require extended lead times so that you are aware of this condition prior to placing your order. Products included in this classification are those items that represent a unique combination of product attributes (i.e. finish, trim, function, etc.) that typically require additional manufacturing care and attention. Products marked “⌚” will routinely exceed normal factory lead times and anticipated ship dates will be indicated with each order acknowledgement.

Schlage Innovation Center Product Request Process

Schlage Innovation Products are products that are not in the price book and are formally requested through the Schlage Innovation Center Product Request Process. Examples of these products include:

- Products which at one time were offered for sale by Schlage but are no longer available in the current price book.
- Finishes not listed as standard for a product in the price book.
- “True” custom products, which are new variations on current or past products.
- Custom logo requests.

How to Request a Quote for a Custom Lock Product

- Custom lock products can only be ordered by and shipped to current Allegion Channel Partners
- Innovation Center Product Request Form can be obtained by:
 - Sending an email request to Mechanical_Locks_TechProdSupport@allegion.com
 - Searching Knowledge Center tool at <http://kc.allegion.com/> for Innovation Center Product Request Form
 - Contact Schlage Product Support at 877-671-7011, option 2, option 1
- Send the completed request form to Mechanical_Locks_TechProdSupport@allegion.com
- Upon receipt the Innovation Center Product Request Form coordinator will assign an RFQ#, review, and clarify the request as needed
- Within 5-working days your request will be either denied or approved
 - If approved, Schlage will communicate the RFQ#, NET pricing, and lead time
 - If denied you will be notified with an explanation
- RFQ# is valid for 6 months
- To place an order submit the approved RFQ form and purchase order with the RFQ# prominently displayed to Order_Entry_Schlage_Commercial@allegion.com
- Changes to the original request after a quote approval may incur additional charges and affect lead time
 - Prior to PO submittal send all change requests to Mechanical_Locks_TechProdSupport@allegion.com
- RFQ items must be ordered on a separate stand-alone purchase order and cannot be on an order with NON-RFQ items

For additional information, please contact Technical Product Support at 877-671-7011.

Commercial Master Keyed Orders

MASTER KEYED ORDERS	LEAD TIMES
Schlage Forms (MS-I200, MS-I100, MS-I150) Non-Schlage Forms	<div style="border: 1px solid black; padding: 2px; display: inline-block;">Factory Lead Time</div>
	<div style="border: 1px solid black; padding: 2px; display: inline-block;">Extended Lead Time</div>
	Additional 5 Working Days Minimum

In an effort to expedite the process of managing our growing volume of Master Keyed order requests, Master Keyed orders submitted in the following choice of formats will receive factory lead times based on the following criteria:

- Orders submitted on the Key System Summary form (MS-I200) and the Master Keyed Order forms (MS-I100 and MS-I150)

OR

- Orders submitted on the Key System Summary form (MS-I200) and your purchase order with information specified in the following sequence:

Qty	Product	Design	Finish	Hand	Latch	Strike	Add'l Details
Door Detail Information				DHI Key Symbol			

Lead times for Master Keyed orders in any other format will be extended at least 5 additional working days. In all cases, allow additional lead time for clarifications and complex keying requirements. The Master Keyed order forms are located in the Forms & Examples/Keys and Keying sections of the price book. For your convenience you can download the Master Keyed order forms from our web site at allegion.com/us

Residential Keying

Residential Master Key (RMK): RMK is a single key that will grant access to all opening with in the facility (i.e. master key). Additionally, each tenant would need to be provided with a key that will grant them access to their apartment only. The same keying situation would exist in any form of a multi family housing complex.

Residential Construction Keying (RCK): RCK (also referred to as loss ball) by design allows the use of a temporary master key during the construction phase of a project. At the end of the construction phase, the use of the homeowner key will trigger the lost ball construction device, thus eliminating the temporary master key used during construction.

Common Pricing Information	
1.	Locks are furnished with standard features unless otherwise specified.
2.	Door thickness is 1 ¾" unless otherwise specified.
3.	Split finishes and designs will be priced at the highest list price of the design and/or finish.
4.	Engineering specials are denoted by a part number beginning with "X".
5.	⌚ denotes a lock or part that requires an extended lead time.
6.	👤 denotes a handed product and requires handing to be specified.
7.	For all restricted keyways (Everest D, Everest 29 T, Quad, Numbered, Reversed) add \$17.50. This does not apply to Primus cylinders. See Terms and Conditions for ordering information and requirements.
8.	Locks, keys and cylinders containing restricted keyways require additional documentation to order. Please see Terms and Conditions for the specific requirements.
9.	Keyway must be specified for keyed functions and cylinders. If not specified, default keyway will be S123 for KA, KD and 0-bitted product and S145 for Factory managed masterkey systems.
10.	Multiple keying options are available. Locks and cylinders are furnished KD unless otherwise specified or excepted by notation.
11.	Control Keys for permanent and construction cores are not included with the lock or cylinder and must be ordered separately.
12.	Locks specified with "C" keyway and KD or 0-bitted will receive 6 pin cylinders.
13.	Full Size Interchangeable Cores (FSIC) are furnished 1-bitted unless otherwise specified. If 0-bitted is selected, the order will be entered as 1-bitted. This does not apply to FSIC Primus® cores.
14.	Conventional standard pinned cylinders, Primus cylinders (conventional and FSIC) can be supplied 0-bitted. If 1-bitted is selected, the order will be entered as 0-bitted.
15.	Available plug face finishes are 606 and 626. For brass or bronze finish colors, the plug face finish is 606. For chrome, nickel or stainless steel finish colors, the plug face finish is 626.
16.	Specify LKB if 0-bitted Primus cylinders are required "Less Key Blanks." Deduct \$16.40 per cylinder.
17.	Cut keys ordered with locks are priced according to appropriate extra cut key charge listed on page Keys-26
18.	Grand master sections L, LP (Primus) and Y are supplied in stainless steel only and are recommended to be cut at the factory only
18.	Stamping standards and charges are listed on page Keys-18
20.	Keying services and associated charges are listed on page Keys-22
21.	All Primus 1+ key orders must contain the locksmith ID
22.	All restricted key orders are subject to the restricted keyway sales policies are listed in Terms & Conditions
23.	For hotel function cylinders: Not available in Primus. Furnished 0-bitted. Emergency keys must be ordered separately.
24.	Locks and cylinders will be furnished with 2 keys each as standard. Additional keys will be charge at the additional cut keys charge appropriate for the cylinder/key type

Table of Contents

General Terms and Conditions for Sales and Service	Terms-2
Standard Schlage Product Terms and Conditions	Terms-6
Product Warranties	Terms-9
Commercial Applications.....	Terms-9
Distributor Function and Location Policy	Terms-10
Cylinder Policies	Terms-11
Schlage Key Systems.....	Terms-11
Restricted Keyway Policy.....	Terms-12
Construction Core Program Policy	Terms-13
Primus® Sales Policy	Terms-13
Master Key Shipment Policy	Terms-15
Hardware Finishes	Terms-16
How To Order	Forms and Examples

Terms-1

Allegion General Terms and Conditions of Sale and Service

1. GENERAL/ACCEPTANCE. (a) This Agreement contains the only terms and conditions by which Company will quote and sell Deliverables to Customer; (b) The terms "purchase order" or "order" for the purposes of this Agreement include the term "request for quotation," as appropriate; (c) This Agreement supersedes all pre-printed or boilerplate terms and conditions set forth in any purchase order issued by Customer; (d) No reference herein to Customer's purchase order will in any way incorporate different or additional terms and conditions, all of which Company hereby expressly objects to; (e) **ANY ACCEPTANCE BY COMPANY OF CUSTOMER'S PURCHASE ORDER IS EXPRESSLY CONDITIONED ON THE CUSTOMER'S ASSENT TO AND ACCEPTANCE OF THE TERMS AND CONDITIONS CONTAINED IN THIS AGREEMENT;** (f) Company reserves the right to decline any order, in whole or in part, for any reason.

2. ORDERS.

a. **Order Processing.** When Customer wishes to place an order for Deliverables, it will deliver to Company a purchase order. All such purchase orders must (i) be in a written format acceptable to Company, (ii) be legible, (iii) include a purchase order number, (iv) include Customer's account number, invoice address, ship to address, shipping method, shipper's letter of instruction for international shipments, part number, pricing, and designated contact information, (v) include, if applicable, any special configuration ID numbers, necessary programming information, special factory instructions, and requested specifications regarding a particular finish, handing, design, backset, or strike, (vi) reference any applicable pricing discounts under an ongoing buying program or based on a written quote from Company, along with the applicable buying program number or quotation number, and (vii) not combine buying program and quoted product on the same order.

b. **Minimum Orders.** In the event the order value does not meet any required minimum net Deliverable value, Company may, at its sole discretion, (i) increase the quantity of items in the order to meet the minimum net Deliverable value requirement; (ii) apply a minimum order charge; (iii) reject the order, or (iv) waive the requirement, provided that the waiver of a requirement for one order shall not constitute a waiver of the requirement for any future orders.

c. **Acceptance of Purchase Orders.** Company will endeavor to (i) acknowledge receipt of each purchase order issued in accordance with this Agreement, and (ii) notify Customer whether Company accepts or rejects the purchase order. If Company fails to accept or reject a purchase order within a reasonable time period, such failure to respond will be deemed a rejection of the entire order. Orders that combine buying program and quoted product on the same order will be routed back to your local RSO office in order to review subject purchase order.

d. **Changes to Order/ Cancellation of Orders.** Additional terms and conditions regarding order changes and cancellations are available on the Allegion customer website, **WHICH TERMS ARE EXPRESSLY INCORPORATED HEREIN BY REFERENCE.** Unless otherwise provided herein, Customer acknowledges that (i) requesting a Change Order may cause a delay in the scheduled shipment date, a longer lead time or result in a new scheduled shipment date; (ii) Orders may not be changed after 48 hours of Company's order acknowledgment; (iii) After 48 hours of Company's order acknowledgment, all changes to an accepted purchase order will be subject to a Change Order charge of 25% of the net Deliverable value, plus the cost of labor and fabrication or raw material that Company incurred prior to the receipt of the Change Order from Customer, or that may be required due to the Change Order; (iv) the requested change may result in additional charges for labor, fabrication, and raw material, and (v) if Customer cancels an order or portion of an order that includes Deliverables that have been manufactured and prepped for shipping, a 45% restocking fee will apply. Notwithstanding the foregoing, Customer cannot change or cancel credential orders, reader orders, biometrics orders or any non-cataloged, special, custom or nonstandard items once they have been placed. All cancelled orders for a Non Recurring Expense (NRE), credential orders, reader orders, biometrics orders, and/or Custom orders will be subject to a cancellation charge of 100% of the acknowledged price.

e. **Add-ons.** Add-on orders will not be accepted. Additions to orders will be entered as separate stand-alone orders and must qualify for all terms of sale, including discounts, on an individual basis.

f. **Fast-Track Orders.** No changes or cancellations will be accepted on the 24-Hour Fast Track Program. For 3-day Fast Track orders, changes and cancellations may only be requested by Customer within 24 hours of Company's order acknowledgment if the order has not shipped. For 5-Day Fast Track orders, changes and cancellations may only be requested by Customer if the order has not shipped and if the request is made to Company within 48 hours of Company's order acknowledgment. Return Material Authorization (RMA) for Deliverables must be processed through Fast Track Customer Service.

g. **Steelcraft Orders.** For all Steelcraft orders, changes or cancellations are allowed without penalty only if made within 48 hours of Company's order acknowledgment, and provided that the order has not shipped. Some exceptions do apply – please consult the factory. Changes are not allowed on Rapid Program orders after the order has been entered and acknowledged. After 48 hours of Company's order acknowledgment, all changes or cancellations are subject to a charge of 25% of the order. Unless otherwise specified by Company in writing, any changes to orders acknowledged by Company that affect the delivery date will be deemed a new order and will require acknowledgment by Company as provided in this Section. Additional products, features, terms and conditions regarding the Rapid Program are available on the Allegion customer website, **WHICH TERMS ARE EXPRESSLY INCORPORATED HEREIN BY REFERENCE.**

3. PRICES, INVOICES AND PAYMENT.

a. **Prices.** The prices in Company's Price Book are subject to change at any time, without notice to Customer. Company may charge Customer additional amounts if Customer requests special packing, marking, shipment, product modification, or engineering services. Oral prices specified by Company are null and void. Quote numbers must be referenced on Customer's purchase order in order for the Company's quoted pricing to apply. Orders that do not reference a quote number will receive buy program pricing or book net pricing. Quoted prices are for those specific products quoted for a specified job, and are subject to the Price Book in effect at the time Company receives the order.

b. **Taxes.** Prices do not include any present or future federal, state or local property, license, privilege, sales, use, excise, gross receipts or other like taxes or assessments which may result from transactions or any services performed in connection therewith. Any taxes, charges, or duties imposed by any governmental authority on the sale of Deliverables will be paid by Customer, in addition to the selling price specified by Company. Credits for U.S. sales tax applied to invoices will only be granted if valid exemption documentation is provided within 30-days of the invoice date and a case is initiated by customer service. Exemption documentation may be emailed to sales.tax.certificates@allegion.com, this e-mail address cannot be used to request a credit for sales tax charged all such requests must be made with customer service. All certificates sent to the e-mail address must include the following information: (1) Customer account number(s); (2) Customer name; and (3) Allegion brand(s) the certificate should be applied to.

c. **Payment Terms.** Company will deliver to Customer an invoice with each shipment of Deliverables hereunder. Customer will pay all invoiced amounts within 35 days of the invoice date (subject to any early pay discounts that may be offered to Customer by Company in its sole discretion). Customer will make all payments in United States dollars. Past due invoices will be subject to a late payment service charge of 1.5% per month on any overdue unpaid balance, equivalent to 18% per annum, or the maximum rate permitted by law, whichever is less. Customer shall reimburse Company for all costs of collection, including, without limitation, reasonable attorneys' fees, for any overdue amount owed by Customer to Company, and such collection costs shall also be subject to interest charges.

4. QUOTATIONS.

a. **Project Quotations.** Project or new construction quotes are restricted to the specific project quoted for the quantities, finishes, and series of Deliverables referenced on the quote. Company reserves the right to require proof of sale of Company products for any quoted project.

b. **Stock Quotations.** Deliverables fulfilling stock quotations may only be used for the following: (i) Stocking of the Customer's shelves for small, quick-turn, discretionary projects, or (ii) Sale to a general contractor or installer for new construction. Stock quotations may not be used for any project containing any Company non-substitution, specified products. Deliverables purchased under Stock Quotations cannot be redistributed to other Customer branch locations or re-sold to other resellers or used for aftermarket sales, end-user annual contracts or sold over the counter to any walk in trade.

c. **General.** All quotes are subject to this Agreement, unless otherwise specified by Company, and are subject to change at any time prior to Company's acceptance of a purchase order referencing the applicable quote number. Company, its representatives and employees reserve the right, in their sole discretion and for any reason, to refuse a Customer's request to quote a price other than the standard list price, regardless of whether Company or its representatives or employees have previously quoted discounted prices to the Customer on some or all of its orders. Customer's failure to comply with this Section 4 will be considered a material breach of this Agreement, and will entitle Company to immediately terminate any purchase orders and/or Customer's ability to distribute Company's products.

5. SECURITY INTEREST. Customer grants Company, and Company retains, a purchase money security interest and lien on any and all of Customer's rights, title and interest in each Deliverable sold by Company to Customer, wherever located, until the invoice for the applicable Deliverable(s) is paid in full, including any late charges and costs of collection. Customer authorizes Company to, and will assist Company in, taking all necessary steps to perfect and maintain Company's interest in such Deliverables.

6. CREDIT TERMS. Unless Customer pre-pays all of its purchase orders in advance, its purchase orders will be subject to the credit limit and other terms of credit ("Credit Terms") set forth in Company's credit application, which Credit Terms Customer acknowledges are subject to change by Company at any time. Company reserves the right to request payment in advance of shipment or any order or to request adequate assurances for Customer's payment of an order and may withhold or stop shipment, without any liability to Company, until Customer submits payment or adequate assurance of payment.

7. RESALE OF DELIVERABLES. Customer agrees and warrants that it will offer Company products in support of Company-written specifications and will maintain sufficient inventory to adequately support End Users, installers, and/or general contractors' needs. Company may implement an MSRP or a resale pricing programs at any time in its sole discretion. Failure to comply with such program(s) will be considered a material breach of this Agreement, and will entitle Company to immediately terminate any purchase order and/or Customer's ability to distribute Company's products. Customer shall, at its own expense, gain and maintain sufficient knowledge of the industry and products competitive with Deliverables so as to be able to (a) explain in detail to End Users, installers, and/or general contractors the differences between the Deliverables and competing products, (b) ensure that an adequate number of trained, capable and qualified technical personnel with sufficient knowledge of the Deliverables and who have obtained all necessary licenses and permits are available to assist End Users, installers, and/or general contractors, and (c) respond to such End Users, installers, and/or general contractors with respect to the general operation and use of the Deliverables including, but not limited to, (1) acting as a liaison between the End Users, installers and/or general contractors and Company in matters requiring Company participation, (2) providing general product information and configuration support on standard protocols and features, (3) collecting relevant technical problem identification information, and (4) posting and distributing any warranty information concerning the Products in accordance with Company's instructions. Customer is responsible for all service and support resulting from the re-sale of any Deliverable to End-Users, installers and/or general contractors, examples of which may include, but are not limited to, support activities such as installation, initialization, software set-up, training, trouble-shooting, technical support and field service. In the event Customer is unwilling or unable to perform said support activities, Company reserves the right to recover from Customer any and all expenses incurred by Company to resolve the afore-mentioned End-User, installer and/or general contractor issues. Technical product training is recommended for Customer in order to fully service and support Deliverables purchased from Company that are resold to End-Users, installers and/or general contractors.

8. DEFAULT. If Customer is in default of payment or otherwise with respect to any purchase order or other contract with Company, Company shall have the right, in addition to all other legal remedies and without prejudice to any of its right hereunder, to defer further shipments under that or any other purchase order until such default is corrected and to declare all outstanding bills of Customer to be immediately due and payable.

9. INSPECTION AND DELIVERY.

a. **Inspection.** Customer will inspect all Deliverables immediately after receiving them. Customer will be deemed to have accepted the Deliverables unless Customer notifies Company in writing of any nonconformance within 10 days of delivery and provides Company written evidence reasonably documenting that nonconformance. Inspection of Deliverables at Company's facility is not permitted.

b. **Delivery.** Delivery schedules for Deliverables are based upon current production capacities, material or component availability, and inventory, and may be changed by Company as conditions require. Delivery schedules for services are based upon Company's prompt receipt of, and prompt access to, Customer's equipment and all information necessary to complete the services. In no event will any delivery date be construed as falling within the meaning of "time of the essence." Partial delivery shall be accepted by Customer and paid for at the price and on the terms stated herein. Any partial delivery shall constitute a separate sale, and payment shall be separately made when due. If any part of a delivery hereunder is not delivered by Company in accordance with Customer's purchase order, this Agreement shall not be affected thereby.

10. TITLE & RISK OF LOSS. Unless otherwise specified by Company, (i) where the Customer is located in the United States, all Deliverables will be sold "Uniform Commercial Code, FOB Origin, Company's factory"; and (ii) where the Customer is located outside of the United States, all Products will be sold "Ex-works, Company's factory (Incoterms 2010)." In either instance, title and risk of loss will pass to Customer upon delivery to the carrier at Company's factory, provided, however, as set forth herein, Company shall retain a security interest in the Deliverables until full payment has been made therefore, and Customer agrees, upon request, to do all things and acts necessary to protect Company's interest by adequately insuring the Deliverables against loss or damage from any cause and to have Company named as an additional insured. Customer will promptly provide Company with a copy of the relevant certificate of insurance upon Company's request.

11. SHIPPING.

a. **Freight Charges.** Company will ship all Deliverables in accordance with Company's freight shipment guidelines, which are set forth on the My Allegion Portal ("Freight Shipping Guidelines"), **WHICH TERMS ARE EXPRESSLY INCORPORATED HEREIN.**

b. **Rush Charges.** Expedited order options are available as set forth in Company's Freight Shipping Guidelines.

c. **Packing and Marking.** Company will pack, mark, and ship Deliverables according to its standard procedures for shipment, unless the parties agree, in writing, that Company will comply with any special instructions provided by Customer. Special instructions may result in an increased price.

d. **International Shipments.** For all international orders, a Shipper's letter of instruction must be submitted in writing with the order. Failure to do so will result in the order being rejected. Complete adherence to this order requirement will be strictly enforced. Company will not be held liable for any charges resulting from delays due to lack of complete required information being supplied.

e. Once received by the Company, a purchase order cannot be combined with any other order to increase average order size as it relates to Company's Freight Shipping Guidelines. However, for orders placed under Company's FastTrack 24 Hour/5 Day Program (available for Schlage, Von Duprin, LCN and Glynn-Johnson products); ii) FastTrack 24 Hour/3 Day Program (available for Ives products); or ProExpress (available for specific product lines stated in the ProExpress price book for Falcon, Ives, Glynn Johnson, LCN, Schlage and Von Duprin products), the applicable brands or product categories may, subject to certain order requirements identified by Company, be combined on a single order to increase average order size used in Company's Freight Shipping Guidelines.

12. CLAIMS. All claims must be submitted in writing to Company as follows: (i) All claims for prices must be submitted within thirty (30) days from the date of invoice; (ii) All claims regarding Deliverable quantity or incorrect orders must be submitted within ten (10) days from the date of delivery; (iii) All claims for damage to Deliverables (while in the care, custody, and control of Company) must be submitted within thirty (30) days from the date of invoice; (iv) All claims for loss or damage to Deliverables while in the care, custody, and/or control of a carrier will be the responsibility of Customer, unless otherwise agreed by the parties.

13. PRODUCT CHANGES. Company's product policy is one of ongoing update and revision, and accordingly, Company reserves the right to change, without notice, the design of, or the process of manufacturing, the Deliverables covered by this Agreement.

14. PRODUCT USAGE LIMITATION. Customer agrees: (i) not to sell or use a Deliverable in any manner contrary to the manner in which the Deliverable is intended to be used; and/or (ii) not to modify the design of any Deliverable for use with another product without the prior written consent of Company.

15. PRODUCT RETURNS. Unless otherwise agreed by the parties in writing, Deliverables that are correctly furnished by Company per the purchase order may not be returned unless Customer receives written authorization from Company. If returns are authorized by Company, a return merchandise authorization ("RMA") number must be provided by Company. Deliverables identified under such RMA must be returned to Company within 90 days of issuance of the RMA. Such RMA number and any accompanying RMA documents, the original invoice number, and a written explanation for the return must be included with the returned Deliverables in order for Company to inspect and approve a credit for the return. **For warranty returns,** a credit in the amount of the original purchase price will only be issued if, after Company's receipt and inspection of the returned Deliverables, Company confirms, in its sole discretion, the defect is valid and approves the return. **For non-warranty returns/convenience returns,** in the event Company approves such a return, in its sole discretion, the following shall apply: (a) the total amount of Deliverables requested to be returned shall be a minimum of \$250.00; (b) a credit will be made to Customer's account in the amount of the original purchase price less freight and a handling charge of 45% of the net material on the original invoice; and (c) only Deliverables that are new, current, standard, non-obsolete, non-specially manufactured, unused, in their original condition as at the time of sale by Company to Customer, in their original packaging and in Customer's inventory less than 180 days from the date of shipment by the Company, and not ordered as part of a master key solution may be considered by Company for return. Such credit will only be issued if, after Company's receipt and inspection of Deliverables, Company approves the return. The amount of final credit will be determined upon receipt at the factory and following Company's inspection and analysis of the condition of the returned material. Company retains the right to deny credit to anyone for any reason.

16. CONFIDENTIAL INFORMATION.

a. **Non-Use And Non-Disclosure.** Customer shall not use the Confidential Information of the Company except for the purpose of performing its obligations under this Agreement or exercising the rights granted herein (the "Purpose"). Customer shall protect Confidential Information of the Company from disclosure and unauthorized use in the same manner that it protects its own Confidential Information, but in no event shall such standard of care be less than reasonable care. Customer may disclose Confidential Information of the Company only to its employees who require such information for the Purpose and who are subject to confidentiality obligations at least as protective as those set forth herein.

b. **Proprietary Information and Advice.** (a) All designs, data, and specifications provided by Company are proprietary and may not be disclosed or reused by Customer without the prior written consent of Company; (b) Company assumes no obligation or liability for any advice given by Company, the results obtained, or damages incurred as a result of such advice, and all such advice is given and accepted at Customer's risk.

c. **Return.** Upon the termination or expiration of a purchase order or this Agreement or upon the request of the Company, the Customer agrees to end all further use of, to immediately return to the Company the original version of, and to delete or destroy all copies of, any and all Confidential Information of the Company.

17. TRADEMARKS. Except as agreed to by Company in writing, Customer agrees not to (a) use Company's name in any form of publicity; or (b) use, create, register or market, directly or indirectly, in whole or in part, Company's names, logos, brands, or any other trademarks, or names that are now or may hereafter be owned by Company, as part of Customer's corporate or business name, as part of an internet domain name, uniform resource locator (URL), or in any way connected with Customer's business, trade address or other designations. Upon termination of this Agreement or upon the request of company for any reason, any use of Company's trademarks or names will be immediately discontinued.

18. LIMITED WARRANTY.

COMPANY MAKES NO OTHER WARRANTIES EXCEPT THOSE STATED IN COMPANY'S LIMITED WARRANTY IN EFFECT ON THE DATE COMPANY ACCEPTS EACH APPLICABLE PURCHASE ORDER ("LIMITED WARRANTY"). THE LIMITED WARRANTY MAY BE FOUND IN THE APPLICABLE PRICE BOOK AND ON THE ALLEGION CUSTOMER WEBSITE, WHICH TERMS ARE EXPRESSLY INCORPORATED HEREIN BY REFERENCE. COMPANY WILL MAIL CUSTOMER A HARD COPY OF THIS WARRANTY UPON CUSTOMER'S WRITTEN REQUEST. IN THE EVENT THAT CERTAIN DELIVERABLE WARRANTIES ARE NOT FURNISHED BY THE COMPANY TO CUSTOMER, COMPANY WARRANTS ONLY TO CUSTOMER THAT THE DELIVERABLES WILL BE FREE FROM DEFECTS IN MATERIAL AND WORKMANSHIP FOR A PERIOD OF 12 MONTHS FROM THE DATE OF SHIPMENT OF THE DELIVERABLES. COMPANY'S SOLE OBLIGATION UNDER THIS WARRANTY IS LIMITED TO REPAIRING OR REPLACING, AT COMPANY'S OPTION, THE DEFECTIVE DELIVERABLE, PROVIDED WRITTEN NOTICE OF THE DEFECT OR NONCONFORMANCE IS PROVIDED BY CUSTOMER WITHIN 30 DAYS OF DISCOVERY OF THE DEFECT OR NONCONFORMANCE. COMPANY DISCLAIMS ALL OTHER WARRANTIES, EXPRESS OR IMPLIED, WITH RESPECT TO THE DELIVERABLES, INCLUDING BUT NOT LIMITED TO, ANY IMPLIED WARRANTIES OF NON-INFRINGEMENT, MERCHANTABILITY, OR FITNESS FOR A PARTICULAR PURPOSE.

a. **Exclusions.** The provisions of this Limited Warranty do not apply to Deliverables that: (A) are not the proper size for the application; (B) are not installed in accordance with Company's published installation instructions; (C) are installed with improper or incorrect parts and/or are used for purposes for which they are not designed or intended; (D) have been repaired or altered without the Company's prior written consent; (E) have been subjected to misuse, abuse, negligence or accident; (F) have been improperly stored, installed, maintained or operated; (G) have been used in violation of written instructions provided by Company to Customer; (H) have been subjected to improper temperature, humidity, or other environmental conditions, or (I) have been affected by normal wear and tear. In addition, the provisions of this Limited Warranty do not apply to any defects or issues with the design or performance of equipment or products not manufactured by Company, nor does it apply to any code compliance or permit requirements for the assembly, installation, erection or construction of any goods. Company is not responsible for loss or damage resulting from use of Deliverables in conjunction with parts or systems not manufactured by Company. Accessories or products furnished by the Company, but manufactured by others, shall carry whatever warranty the manufacturers have conveyed to the Company and which can be passed to Customer.

b. **Services.** Company warrants that its services will be free from defects in material and workmanship for a period of 12 months from the date of completion of the particular items of service. Company's sole obligation under this service warranty is limited to repair or reperformance, at its option of the service, provided however, if repair or reperformance is either impractical or impossible, the Company will refund to Customer that portion of the price paid to Company for any defective service, provided written notice of the defect or nonconformance is provided by Customer within 30 days of discovery of the nonconformance.

c. **Notification.** Customer agrees to immediately notify Company in writing if any claim is made against Customer for any damages caused by any modules, parts, products, service or other Deliverables which may be the direct result of any defect in the manufacture of such aforementioned products. Customer agrees to cooperate with Company and its counsel in the defense of such claim and Customer agrees not to settle such claim without Company's written consent. If Customer fails to notify Company of such claim or fails to cooperate in such defense as aforesaid, then Company shall be discharged from any obligations under this Section and shall have no further liability to Customer.

d. **Exceptions.** The following costs and expenses are not covered by the provisions of these limited warranties: (i) labor costs for the removal and reinstallation of Deliverables or other manufacturer's products; (ii) shipping and freight expenses required to return Deliverables to Company; (iii) normal maintenance; and (iv) economic losses. In addition, the provisions of this warranty are not applicable to anything other than defects in Company's material (products only) or workmanship.

19. LIMITATION OF REMEDIES.

CUSTOMER'S EXCLUSIVE AND SOLE REMEDY ON ACCOUNT OF, OR IN RESPECT OF, THE FURNISHING OF NON-CONFORMING DELIVERABLES, SHALL BE TO (A) SECURE REPAIR OR REPLACEMENT OF THE PRODUCTS; OR (B) SECURE REPAIR OR RE-PERFORMANCE OF THE SERVICES OR TO OBTAIN A REFUND OF THE PRICE PAID FOR THE DEFECTIVE SERVICE, ALL AT COMPANY'S OPTION. IN NO EVENT WILL THE COMPANY'S MAXIMUM LIABILITY EXCEED THE SELLING PRICE FOR THE DELIVERABLE. THE WARRANTY, OBLIGATIONS AND LIABILITIES OF COMPANY (INCLUDING ITS SUPPLIERS) AND THE RIGHTS AND REMEDIES OF CUSTOMER ARE EXCLUSIVE AND ARE IN LIEU OF AND CUSTOMER HEREBY WAIVES AND RELEASES ALL OTHER WARRANTIES, OBLIGATIONS, REPRESENTATIONS OR LIABILITIES EXPRESS OR IMPLIED ARISING BY LAW, IN CONTRACT, TORT (INCLUDING NEGLIGENCE OR STRICT LIABILITY) OR OTHERWISE, INCLUDING BUT NOT LIMITED TO (I) ANY IMPLIED WARRANTY OF MERCHANTABILITY OR FITNESS FOR A PARTICULAR PURPOSE OR ANY WARRANTY IMPLIED THROUGH COURSE OF PERFORMANCE, COURSE OF DEALING, OR USAGE OF TRADE OR (II) CLAIMS ARISING OUT OF THE NEGLIGENCE OF COMPANY OR COMPANY'S SUPPLIERS OR (III) ANY OTHER CLAIM ARISING OUT OF, CONNECTED WITH, OR RESULTING FROM THE PERFORMANCE OF COMPANY OR FROM THE DESIGN, MANUFACTURE, SALE, REPAIR, LEASE OR USE OF THE DELIVERABLE, OR ANY COMPONENT THEREOF, DELIVERED OR RENDERED HEREUNDER OR OTHERWISE.

20. INDEMNIFICATION AND LIMITATION OF LIABILITY. a. Customer shall indemnify, defend and hold Company, and its officers, directors, employees, customers, Affiliates, suppliers, users and agents, (collectively the "Indemnitees") harmless from and against any and all damages, claims, losses, expenses, costs, obligations, liabilities, including without limiting the generality of the foregoing, liabilities for court costs and attorneys' fees, suffered directly or indirectly by an Indemnitee by reason of, or arising out of any injury, death or loss to any person, or injury to any property (collectively, "Damages"), received or sustained by any person(s) or property, arising out of, occasioned by, attributable or related to i) any breach of any representation or warranty made by Customer, its officers, directors, employees, affiliates, users, agents, representatives or customers to Company or any third party, (ii) any failure by

TERMS & CONDITIONS

Customer to perform or fulfill any of its covenants, acts and/or omissions to Company or to any third party, or (iii) any litigation, proceeding or claim by any third party relating in any way to the obligations of Customer and/or the Deliverables sold by Company to Customer hereunder. Customer shall not consummate any settlement of any indemnified claim without the Indemnitees' prior written consent. Customer's obligation to indemnify Indemnitees will continue in full force and effect notwithstanding the termination or expiration of any order under this Agreement. In any claim against an Indemnitee by an employee of Customer or any subcontractor or anyone directly or indirectly employed by any of them or anyone for whose acts they may be liable, the indemnification obligations set forth in this Section shall not be limited in any way by or for Customer or any subcontractor under any applicable worker's compensation act, disability or other employee benefit act, or insurance coverage. This provision shall survive termination of any order or Agreement. **IN NO EVENT WILL COMPANY, ITS OFFICERS, DIRECTORS, EMPLOYEES, CUSTOMERS, AFFILIATES, USERS AND AGENTS, (NOR COMPANY'S SUPPLIERS) BE LIABLE FOR ANY INCIDENTAL, CONSEQUENTIAL, INDIRECT, SPECIAL, OR PUNITIVE DAMAGES OF ANY KIND OR NATURE UNDER ANY CIRCUMSTANCES INCLUDING, BUT NOT LIMITED TO, LOSS OF USE OF THE PRODUCTS, SERVICE INTERRUPTION, LOSS OF PROFITS, LOSS OF REVENUE, LOSS OF INTEREST, LOST GOODWILL, LOSS OF DATA, WORK STOPPAGE, IMPAIRMENT OF OTHER GOODS, LOSS BY REASON OF SHUTDOWN OR NON-OPERATION, INCREASED EXPENSES OF OPERATION, OR CLAIMS OF CUSTOMER'S CUSTOMERS, OR ANY OTHER LOSSES OR DAMAGES ARISING OUT OF ANY LACK OR LOSS OF USE OF THE DELIVERABLES WHETHER BASED ON CONTRACT, WARRANTY, TORT (INCLUDING, BUT NOT LIMITED TO, STRICT LIABILITY OR NEGLIGENCE), PATENT INFRINGEMENT, OR OTHERWISE, EVEN IF ADVISED OF THE POSSIBILITY OF SUCH DAMAGES.**

b) **INTELLECTUAL PROPERTY INDEMNITY.** Company makes no representation or warranty to the Customer that the Deliverables shall not infringe any intellectual property rights including, without limitations, claims arising from patent, copyright, trademark, trade secret, or other intellectual property infringement. Customer agrees to hold Company harmless from and defend the Company against any such claim of intellectual property infringement, including any Damages resulting from that claim, the cost of complying with any preliminary or permanent injunction, and all other costs of defense (including the attorneys' fees and costs), in connection with the foregoing.

c) To the extent that applicable law does not permit any limitations set out in this Agreement, such limitation shall not be applied or invoked. Nothing in this Agreement will be interpreted to disclaim liability of Company or the Indemnitees for gross negligence or willful misconduct. The limitations of remedy and liability herein shall not be interpreted to affect Company's obligations, if any, for claims for (i) property damage, (ii) personal injury, or (iii) wrongful death asserted by persons who are not parties to or beneficiaries of this Agreement. Further, the limitations of remedy and liability herein shall not be interpreted to limit Company's or Customer's right, if permitted by applicable law, to assert a claim for contribution among joint tortfeasors in connection with a claim by a person who is not a party to this Agreement.

21. CERTIFICATIONS. Certification of Deliverables for compliance with UL and ANSI standards are tested and performed by third-party independent laboratories. Any field modification or alteration of certified Deliverables will void certification and Company is not liable to Customer to certify any modified or altered Deliverable.

22. TERM FOR CLAIMS. NO ACTION ARISING OUT OF ANY CLAIMED BREACH OF THIS AGREEMENT BY COMPANY MAY BE BROUGHT BY CUSTOMER MORE THAN ONE (1) YEAR AFTER THE CAUSE OF ACTION HAS ARISEN.

23. CONSUMER PRODUCTS WITH RESPECT TO "CONSUMER PRODUCTS" AS DEFINED UNDER THE MAGNUSON-MOSS WARRANTY ACT ("MMWA"), THE FOLLOWING STATEMENTS ARE MADE. (A) SOME STATES OR LOCAL LAWS DO NOT ALLOW LIMITATIONS ON HOW LONG AN IMPLIED WARRANTY LASTS, SO THE ABOVE LIMITATION MAY NOT APPLY TO YOU; (B) IF ANY IMPLIED WARRANTY IS PROVIDED UNDER THE MMWA, IT IS LIMITED TO THE DURATION OF THE WARRANTY PROVIDED IN SECTION 18 ABOVE. (C) SOME STATES OR LOCAL LAWS DO NOT ALLOW THE EXCLUSION OR LIMITATION OF INCIDENTAL OR CONSEQUENTIAL DAMAGES, SO THE ABOVE LIMITATION OR EXCLUSION MAY NOT APPLY TO YOU; AND (D) THIS WARRANTY GIVES YOU SPECIFIC LEGAL RIGHTS AND YOU MAY ALSO HAVE OTHER RIGHTS WHICH VARY FROM STATE TO STATE OR LOCATION TO LOCATION.

24. FORCE MAJEURE/EXCUSABLE DELAY. Any delay or failure of Company to perform its obligations hereunder will be excused to the extent that it is caused by an event or occurrence beyond Company's control such as, by way of example and not by way of limitation, acts of God, acts by any governmental authority (whether valid or invalid), governmental laws and regulations not presently in effect, fires, floods, windstorms, explosions, riots, natural disasters, wars, sabotage, accidents, labor problems (including, without limitation, lockouts, strikes, and slowdowns) at Company's facility, its source plant or their suppliers, inability to obtain power, material, labor equipment, or transportation, or court injunction or order. The delivery date will be extended for a time equal to that of the delay and the schedule for Company's performance will be deemed adjusted to that effect.

25. ENTIRE AGREEMENT AND AMENDMENT. This Agreement, together with the attachments, exhibits, webpages, or supplements specifically referenced and incorporated herein, constitute the entire agreement between Company and Customer with respect to the matters contained herein and supersede all previous communications, representations, or agreements, either oral or written between Company and Customer. No agreement or understanding varying or expanding this Agreement will be binding upon either party unless it is in writing and signed by a duly authorized representative of each party hereto.

26. CONFLICTS. In the event of any conflict or inconsistency between the terms of any agreement, or any part of an agreement or the various documents (including, but not limited to, electronic documents) between Company and Customer, unless the parties agree otherwise in writing, the various components of the agreements shall be given the following precedence (in descending order of precedence): a) any master agreement or long term agreement between Company and Customer; b) any specific terms, conditions and/or warranties of the individual products or Deliverables; c) the terms and conditions of this Agreement, and d) any purchase order.

27. UNSATISFACTORY CREDIT/TERMINATION FOR INSOLVENCY OR DEFAULT. Customer shall furnish Company with statements evidencing Customer's financial condition as Company may, from time to time, reasonably request, and shall notify Company immediately of any and all events that may have a material adverse effect on Customer's business or financial

condition. If Company determines, in its sole discretion, that Customer's financial condition or creditworthiness is inadequate or unsatisfactory, then in addition to Company's other rights, Company may without liability or penalty, take any of the following actions: (i) modify the payment terms for any outstanding and/or future purchases; (ii) cancel any previously accepted orders; (iii) delay any further shipment of Deliverables to Customer; or (iv) any combination of the above.

Company may immediately terminate an order from Customer by giving written notice to Customer in the event of the happening of any of the following or any other comparable event: (i) insolvency of the Customer; (ii) filing of a petition in bankruptcy by or against the Customer; (iii) appointment of a receiver or trustee for the Customer; (iv) execution of an assignment for the benefit of creditors by the Customer, all of which will allow Company to demand reclamation of all affected orders; (v) Customer ceases or threatens to cease to trade; (vi) Company determines that Customer does not meet or no longer meets the credit requirements of Company or Customer's credit account is closed; (vii) any Customer violation of law, specifically including, without limitation, those laws set forth in this Agreement.

In the event of termination in accordance with this section, Company will not be obligated to accept any existing or additional orders from Customer and Company will be released from its obligation to deliver under orders accepted prior to such termination. The rejection or termination of any order by Company will not entitle Customer to any termination or severance compensation, or to any payment in respect to any goodwill established by Customer, or render Company liable for damages on account of the loss of prospective profits, or on account of any loss, expenditure, investment or obligation incurred or made by Customer.

No action taken under this Section 27 by Company (nor any failure of Company to act under this Section 27) will constitute a waiver by Company of any of its rights to enforce Customer's obligations, including the obligation of Customer to make payments as required under this Agreement. Upon termination of any order, all amounts owed by Customer to Company will become immediately due and payable, whether or not otherwise then due or payable.

28. CREDIT RISK ON RESALE OF DELIVERABLES. Customer is responsible for all credit risks with respect to, and for collecting payment for, all Deliverables sold to third parties (including End Users, installers, and/or general contractors) whether or not Customer has made full payment to Company for such Deliverables. The inability of Customer to collect payment for any Deliverable shall not affect Customer's obligation to pay Company for any Deliverable.

29. GOVERNING LAW; VENUE; AND EXPENSES. Any dispute or claim relating to this Agreement shall be governed by and construed according to the laws of the State of Indiana (excluding its conflict of laws principles); and not by the provisions of the 1980 United Nations Convention on the International Sale of Goods. Any disputes or claims shall be instituted and maintained in the courts of the State of Indiana. Customer consents to the exercise of jurisdiction over it by such courts and agrees that Indiana is not an inconvenient forum for any action arising from or relating to this Agreement. Customer agrees to pay for all expenses (including, but not limited to, collection costs, court costs and attorneys' fees) incurred by Company in enforcing the obligations of Customer under this Agreement.

30. RELATIONSHIP OF THE PARTIES. Nothing in this Agreement or any other document creates an employment, partnership, joint venture, or agency relationship between Company and Customer, including that of franchisee/franchisor. No party will have any power or authority to enter into any commitment on behalf of or otherwise bind the any other party on any matter. No employee of Customer will be deemed to be an employee of Company. If any provision of this Agreement is deemed to create a franchise relationship or business opportunity between the Parties, then Company may terminate any purchase order or this Agreement or the Parties shall negotiate in good faith to modify this Agreement so as to effect the original intent of the Parties as closely as possible in a mutually acceptable manner in order that the transactions contemplated hereby are consummated as a reseller agreement and not a franchise or business opportunity agreement.

31. SETOFF. Customer does not have the right to setoff or to back charge against any amounts which become payable to Company under this Agreement or otherwise. Company will not accept responsibility for backcharges for the cost of material or labor by Customer or any third party.

32. ELECTRONIC COMMUNICATIONS AND ELECTRONIC SIGNATURES. Both parties expressly agree to electronic transactions and acknowledge that documents they sign electronically will bind them to the same extent as a paper signature. Customer represents and warrants to Company that only employees authorized to bind Customer legally shall electronically sign any document under this Agreement. Customer shall comply with any method of electronic communication/payment processing specified by Company, including electronic funds transfer, pay-on-receipt processes/systems, order transmission, releases, electronic signature, and electronic communication systems, including, without limitation, the use of electronic data interchange ("EDI") portals. Notwithstanding the foregoing, e-mails, even those containing a signature block of one of Company's representatives, shall not constitute a signed writing.

33. COMPLIANCE WITH APPLICABLE LAWS.

a. **General.** Company and Customer will comply with all applicable federal, state and municipal laws, regulations, codes, ordinances and orders that pertain to the Deliverables, including but not limited to full compliance with any applicable provisions of The Health Insurance Portability and Accountability Act. Where the Customer is located outside the United States, or where the customer intends to ship the product outside the United States, the Customer shall be responsible for compliance with all U.S. export laws, and for filing all U.S. Electronic Export Information, as applicable.

b. The Customer acknowledges and agrees that: (i) it shall not violate applicable laws and regulations in performing its duties under this Agreement; (ii) it does not and shall not engage in any conduct that shall violate any applicable anti-bribery or anti-corruption laws or regulations; (iii) it (and its owners, officers, directors, employees and agents) shall not pay, offer, promise or authorize the payment of, either directly or indirectly, anything of value (including but not limited to cash, gifts and entertainment) to (a) any government official or employee of any government; (b) any official or employee of any department, agency, or instrumentality of a government; (c) any employee of any corporation or entity owned or controlled by a government; (d) any family member of such officials or employees; (e) any political party, party official, or political candidate; or (f) any other persons, owners, officers, directors, employees and agents of any corporation or entity; to improperly or illegally assist in obtaining or retaining business (including but not limited to any contracts, avoidance of duties or reduction of tariffs, reduction of taxes or

to obtain money owed, or to obtain regulatory approval) or for the purpose of causing, soliciting or inducing the sale and purchase of the Deliverables by any party, and (iv) it has full knowledge of and will comply with the Company's Code of Conduct for Business Partners as set forth on the Allegion customer website, **WHICH IS HEREBY INCORPORATED BY REFERENCE.**

c. The Customer shall indemnify and hold the Company harmless from any claim, demand, expense or cost arising from any breach of this Article.

d. The Customer shall permit the Company to conduct an audit or review of the Customer's financial books and records and business operations at such other times that the Company considers it necessary to confirm compliance with this provision. Such audit may be conducted by representatives of the Company or, at the Company's sole discretion, by a certified public accounting firm selected by the Company. The Customer shall cooperate with any inquiries from the Company's Ethics & Compliance Group.

e. A violation of this provision constitutes a material breach of this Agreement and the Company may terminate any purchase order or this Agreement immediately, with no opportunity to cure, in accordance with Section 27 of this Agreement.

f. Notwithstanding the foregoing provisions of this Section 33, (i) Company is not responsible for obtaining or maintaining any permits for the performance of services or the verification or compliance with any code requirements relative to the performance of services, (ii) to the extent any sale of Deliverables pursuant to this Agreement may require approval of the U.S. Government, Company's obligations under this Agreement are conditioned upon the grant of such approval and upon compliance by Customer with any restrictions imposed by the U.S. Government in connection with such approval, and (iii) in the event the Deliverables are to be used in a nuclear facility, the Customer shall, prior to such use, arrange for insurance or governmental indemnity protecting Company against liability. The Customer hereby releases and agrees to indemnify Company and its suppliers for any nuclear damage including, but not limited to, loss of use, in any manner arising out of the nuclear incident, whether alleged to be due, in whole or in part by Company or its suppliers.

g. **No Inducements.** Each party represents to each other that neither it nor any person acting on its behalf has, in contravention of any applicable law, given or offered to give or will give or offer to give, any sum of money or other material consideration to any person, directly or indirectly, as an inducement to obtain business hereunder or to influence the granting of licenses or other governmental permissions to enter into this Agreement or perform obligations hereunder.

h. **Equal Employment Opportunity.** Company is a U.S. federal contractor that complies with Executive Order 11246, as amended, and applicable regulations in 41 CFR Parts 60-1 through 60-60, 29 U.S.C. § 793 and applicable regulations in 41 CFR § 60-741; and 38 U.S.C. § 4212 and applicable regulations in 41 CFR Part 60-250 and 60-300. **THE FOLLOWING PROVISIONS ARE INCORPORATED HEREIN BY REFERENCE:** Executive Order 11246, as amended by Executive Order 13672, and 41 CFR § 60-4.3(a); Executive Order 11701 and 41 CFR §§ 60-250.5(a), 60-300.5; Executive Order 11758 and 41 CFR § 60-741.5(a); U.S. immigration laws, including the L-1 Visa Reform Act of 2004 and the H-1B Visa Reform Act of 2004; and Executive Order 13496.

i. **Ethical Business Conduct.** Customer shall adopt and comply with Company's Business Partner Code of Conduct which is **EXPRESSLY INCORPORATED HEREIN BY REFERENCE.**

34. REPRESENTATIONS AND WARRANTIES. Customer represents, warrants and covenants to Company that: (a) it has the right, power, and authority to enter into this Agreement and fully perform its obligations hereunder; (b) it has all necessary rights in and to its respective Content and Marks for use within the scope of this Agreement, including the licenses granted herein; and (c) it complies, and at all times shall comply, with all laws, rules, and regulations in effect that are applicable to its performance under this Agreement, including obtaining all such approvals and/or permits as may be required hereunder.

35. NO THIRD-PARTY BENEFICIARY. Each party is entering into this Agreement solely based on the representations contained herein for its own purposes and not for the benefit of any third party.

36. NOTICES AND CHANGE OF ADDRESS. All notices or other communications under this Agreement shall be in writing and delivered in person, or sent by receipted courier, express mail, e-mail, or postage prepaid certified or registered mail, addressed to the party for whom it is intended, at the addresses set forth in this Agreement. Either party may change its address for notice by giving written notice to the other party. Any notice or other communication shall be deemed given no later than the date actually received. Notice by courier, express mail, certified mail, or registered mail shall be deemed given on the date it is officially recorded as delivered and, in the absence of such record of delivery, it shall be rebuttably presumed to have been delivered on the third Business Day after it was deposited. Notices sent by e-mail require tangible confirmation of receipt from addressee.

37. ASSIGNMENT. Customer may not assign this Agreement without the prior written consent of Company. Company may assign its rights and delegate its duties under this Agreement, without the prior consent of Customer, to an Affiliate, or to a third party in the event of a spin-off, merger, business combination, consolidation or sale of all, or substantially all, of its assets or business that are related to this Agreement. The rights and duties in this Agreement shall bind and inure to the benefit of any such assignee.

38. SEVERABILITY. If any provision of this Agreement is held to be invalid, illegal, or unenforceable under any statute, regulation, ordinance, executive order, or other rule of law, that provision will be deemed severed to the extent necessary to comply with such statute, regulation, ordinance, order, or rule. In the event such provision is deemed severed, the parties will negotiate in good faith to arrive at an alternative arrangement approximating the original business objective of the parties. The remaining terms and conditions of this Agreement will remain in effect.

39. NO IMPLIED WAIVER. The failure of either party at any time to require performance by the other party of any provision of this Agreement will in no way affect the right to require such performance at any time thereafter, nor will the waiver of either party of a breach of any provision of this Agreement constitute a waiver of any succeeding breach of the same or any other provision.

40. MISCELLANEOUS. (a) This Agreement does not make either party the agent or legal representative of the other party. Neither party is authorized to create any obligation on behalf of the other party including, but not limited to, the obligation for payment of any service or warranty obligation hereunder; (b) The rights and remedies herein reserved to Company are cumulative and additional to any other rights and remedies provided at law or equity; (c) The official text of this Agreement is in the English language. If this Agreement is translated into another language, the English text will govern any question with respect to interpretation;

(d) The headings in this Agreement are for convenience of reference only and do not affect the meaning of this Agreement in any manner.

DEFINITIONS.

Capitalized terms have the meanings set forth in this Section, or in the Section in which they first appear in this Agreement.

"Agreement" means these Allegion Terms and Conditions of Sale and Service, together with any applicable Country Supplement or Region Supplement provided by Company, and all of the documents referenced herein or therein.

"Affiliate" means any Person that directly or indirectly, through one or more intermediaries, controls, is controlled by, or is under common control with, the Company. The term "control" (including the terms "controlled by" and "under common control with") means the possession, directly or indirectly, of the power to direct or cause the direction of the management and policies of a Person, whether through the ownership of voting securities, by contract or otherwise. **"Business Day"** means any day except Saturday, Sunday or any other day on which commercial banks located in the United States are authorized or required by Law to be closed for business. **"Company"** means Schlage Lock Company, LLC or any subsidiary or affiliate thereof selling products that are part of the Allegion product portfolio. Schlage Lock Company and/or its subsidiary or affiliates will be severally but not jointly liable under the Agreement.

"Company Marks" refers to the Marks of Company.

"Confidential Information" shall mean any and all information provided by either party to the other party pertaining to the disclosing party's business. Confidential Information shall include, but not be limited to, any bidding lists, formulae for products, manufacturing processes, production techniques, packaging processes, methods, research materials, ideas, marketing plans and related materials, quality standards, test results and data, apparatus, engineering drawings, contract documents, computer software, hardware, or firmware, business activities information such as financial information, reports, projections, books and records, customer and supplier information, and operations, customer and supplier lists and data, specifications, know how, and other Proprietary Information or Trade Secrets (as defined herein) that either party may furnish to the other party. Confidential Information shall not include information that: (a) is or becomes publicly known if such public knowledge or disclosure is not the result of any act or failure to act on the part of the receiving party; (b) is, at the time of disclosure, already known to the Receiving Party without utilizing the Confidential Information; (c) is information disclosed to the Receiving Party by a third party which is not to the Receiving Party's knowledge, after inquiry of the third party, under a duty of confidentiality to the Disclosing Party; or (d) is independently developed by the Receiving Party without the use of Confidential Information. The Receiving Party shall have the burden of proof as to prior knowledge and absence of breach. Confidential Information may be furnished in any tangible or intangible form including, but not limited to, writings, drawings, computer and other electronic media, logic diagrams, component specifications, graphs, prototypes, samples, or verbal communications and regardless of whether such information is marked or designated as "confidential." For the avoidance of doubt, all information, knowledge or data disclosed by Company to Customer, regardless of whether disclosed in written, tangible, oral, visual or other form, including, without limitation, sample products, equipment, software, or other objects or material, provided by Company to Customer, and all information, knowledge or data which was obtained by Customer from visits to Company's facilities, shall be considered "Confidential Information" under this Agreement.

"Content" means all information (including without limitation any text, music, sound, photographs, video, graphics, data or software), in any medium, on a particular Company Web page or Website or in Marketing Materials.

"Customer" means the purchaser of Deliverables from Company.

"Deliverables" means any good or service or both purchased by Customer from Company under these General Terms and Conditions of Sale and Service.

"End Users" means the purchaser that (a) has acquired a Deliverable from Customer for (i) its own and its Affiliate's/Affiliates' internal use and not for resale, remarketing or distribution or (ii) incorporation into its own products and (b) is an individual or entity, other than any federal, state or local agency, office or division.

"IP" means all intellectual property and industrial property rights comprising or relating to/ of the following: (a) Patents; (b) Trademarks; (c) internet domain names, whether or not Trademarks, registered by any authorized private registrar or Governmental Authority, web addresses, web pages, website and URLs; (d) works of authorship, expressions, designs and design registrations, whether or not copyrightable, including copyrights and copyrightable works, software and firmware, application programming interfaces, architecture, files, records, schematics, data, data files, and databases and other specifications and documentation; (e) Trade Secrets; and (f) all other intellectual property and industrial property rights, and all rights, interests and protections that are associated with, equivalent or similar to, or required for the exercise of, any of the foregoing, however arising, in each case whether registered or unregistered and including all registrations and applications for, and renewals or extensions of, such rights or forms of protection pursuant to the Laws of any jurisdiction throughout in any part of the world.

"Marketing Materials" means all marketing brochures, buckslips, pamphlets, emails, text, call scripts or other material, whether in printed format, audio or audiovisual format, or in any other format, that contain any (i) Content relating to the Company Deliverables or (ii) Company Marks.

"Marks" means collectively the domain names, trademarks, trade names, service marks, trade dress, logos, and the like used or provided by either party for use in connection with this Agreement.

"Patents" means all patents (including all reissues, divisionals, provisionals, continuations and continuations-in-part, re-examinations, renewals, substitutions and extensions thereof), patent applications, and other patent rights and any other Governmental Authority-issued indicia of invention ownership (including inventor's certificates, petty patents and patent utility models).

"Person" means a person or entity.

"Price Books" mean Company's current Price Book in effect for the applicable Deliverable being purchased by Customer.

"Trade Secrets" means and includes business or technical information of either party, including processes, formulas, devices, techniques, compilations and other material that a party attempts to maintain in secret and that derive commercial value for such party from not being generally known to the public or readily ascertainable through independent development or reverse engineering.

TERMS & CONDITIONS · Standard Schlage Product Terms and Conditions

Commercial

The following specific product terms and conditions are applicable only to the extent provided herein. All other terms and conditions contained in the General Terms and Conditions of Sale and Service provided in this Price Book will govern the sale of products identified in this Price Book.

This price list supersedes and cancels all previous price lists. Prices shown are subject to change without notice. All prices may be subject to discount. Contact Customer Care for clarification.

Minimum Order Size for Channel Discount:

All orders less than \$500.00 list shall be discounted at book net.

Claims and Returns:

Due to Schlage error:

- Claims for shortages and/or incorrectly filled orders must be filed with Customer Service within 30-days of receipt of material.
- Incorrect order acknowledgments must be changed by emailing request to Customer Care territory email box upon receipt of acknowledgment. Refer to inside cover of this book.
- Invoice adjustments must be faxed to Credit Adjustments @ (317) 810-3048 within 30-days of receipt of invoice.
- Returned goods will not be accepted without prior written approval from Schlage. Credit will be based upon the Return Material Authorization (RMA) issued by Customer Service or the Allegion Consultant and final acceptance by Schlage. Returns must be prominently marked with the RMA number and follow return guidelines on the RMA form.
- Product considered being defective after review by the Allegion Consultant must be returned to the Schlage Lock Company facility in Security, Colorado accompanied by an RMA. Replacement orders for defective product will be entered by Customer Service at the time of notification.

Claims and Returns:

Due to Customer error:

- It is the policy of the Schlage Lock Company to not accept returns of any materials that are correctly furnished as per the dealer's purchase order.
- Return of product due to customer order error or accommodation must be pre-arranged with the Allegion Consultant and approved by Business Unit Manager.
- Returns are subject to a minimum restocking charge of 35% for unopened cases.
- Materials are not returnable.
- Product must be received in original factory condition and certified as such by Schlage Receiving.

Under no circumstances is Schlage liable for incidental or consequential damages. Charge-backs will not be allowed.

Standard Schlage Product Terms and Conditions · TERMS & CONDITIONS

Commercial

Delivery:

For the following:

Non-Master Keyed orders

Master Keyed orders

or

Non-Master Keyed orders prominently marked on the order to "Ship Complete"

Claims and Returns:

Expect this delivery:

Factory items will individually be assigned ship dates based on current lead times.

The entire order will be assigned ship dates grouped by factory location. Items with longest current lead times determine ship date for other items from that location.

All orders will be acknowledged with scheduled ship dates. Specific scheduled ship dates are not guaranteed by Schlage because of the nature of product, labor, availability of product or manufacturing conditions that might be beyond our control. Schlage will not be liable for back charges incurred based on availability of product in accordance with acknowledged ship dates. Selected Products are available to specific channels of distribution for 1 and 5-day delivery through the Allegion FastTrack Program. The Allegion FastTrack Program is subject to separate terms and conditions.

Order Changes or Cancellations:

Type of Change	Type of Product		
	- Primus® Keys	Normal Factory Lead Time items	⌚ Extended Factory Lead Time items
1. Change to: - Product, creating a different SKU number - Keying	Not Accepted	<ul style="list-style-type: none"> OK within first 2-days from receipt of order. If after 2-days, item must be deleted from order (see 3, 25% handling charge will apply) and entered as a new order (see 2). 	<ul style="list-style-type: none"> OK within first 10-days from receipt of order. If after 10-days, item must be deleted from order (see 3, 50% handling charge will apply) and entered as a new order (see 2).
2. Change to: - Increase quantity of existing item(s) - Add new item(s)	Not Accepted	<ul style="list-style-type: none"> New order with normal lead-time must be generated for additions. Same terms & conditions will be applied if requested so long as the original order has not been shipped. Additions received after the original order ships must be entered as a new order and will stand-alone for lead-time and terms & conditions. 	
3. Change to: - Delete item(s) - Reduce quantity of existing item(s) - Cancel order	Not Accepted	<ul style="list-style-type: none"> OK within first 2-days from receipt of order. If after 2-days, subject o handling charge of 25% of the net price of the deleted item(s).** 	<ul style="list-style-type: none"> OK within first 10-days from receipt of order. If after 10-days, subject o handling charge of 50% of the net price of the deleted item(s).**

* Includes any change to key symbol, door identification and/or cylinder pinning.

** Handling charges are billed on the original order.

- Notes:**
- 1) Change orders must be emailed to your Customer Care territory email box. Please state change order request in subject line. For questions call (877) 671-7011.
 - 2) Customer Care will acknowledge receipt of change orders and action taken.
 - 3) Change orders resulting in handling charges require customer review prior to change being made.

TERMS & CONDITIONS · Standard Schlage Product Terms and Conditions

Residential

The following specific product terms and conditions supersede the general terms and conditions of sale and service only to the extent provided herein. All other terms and conditions contained in the General Terms and Conditions of Sale and Service provided in this price book will govern the sale of products identified in this price book.

The price list in this price book supersedes and cancels all previous price lists contained in any other price books or versions thereafter. Prices shown are subject to change without notice. All prices are subject to discount. Contact customer service for clarification.

Service Charges:

Service charges on past due invoices (except validly disputed items) will be assessed as follows: 1 1/2% per month or the maximum allowable by law on past due amounts open as of the last day of each calendar month until the past due amounts are paid.

Changes or Cancellations:

Changes or cancellations to an order must be in writing and may result in additional charges for labor and/or materials. Changes may result in a delay in the scheduled ship date. Additions to orders will be entered as separate stand-alone orders and must qualify for all terms of sale, including discounts, on an individual basis. Changes or deletions resulting in an order size of less than our minimum will not be accepted. Orders for non-cataloged, special or nonstandard items may not be canceled. Factory orders may not be changed within 7 days.

Claims and Returns:

Claims for shortages and/or incorrectly filled orders must be filed with Customer Service within 10 days of receipt of material. Price adjustments must also be made in writing to Customer Service within 30 days from receipt of invoice. No returned goods will be accepted without written approval from Schlage. Credit will be based upon the written authorization of the Schlage representative and final acceptance by Schlage. Such returns must be prominently marked with the return goods authorization number and shipped prepaid. Returns, if approved, will be subject to a minimum restocking charge of 35% for unopened cases received in the same condition as when sold by Schlage. Materials are not returnable. Charge-backs will not be allowed.

Taxes:

Prices do not include any present or future Federal, State or local property, license, privilege, sales, use, excise, gross receipts or other like taxes or assessments which may result from transactions or any services performed in connection therewith.

Delivery:

Orders will be assigned ship dates and acknowledged accordingly, based on estimates of availability of products. Specific scheduled ship dates are not guaranteed by Schlage because of the nature of product, labor, availability of material or manufacturing conditions that might be beyond our control. Schlage will not be liable for back charges incurred based on availability of product in accordance with acknowledged ship dates.

Certifications:

Schlage products, as noted in our catalog, are produced and tested by independent laboratories for compliance with UL and ANSI standards. Any field modification or alteration of product will void certification.

Copyright 2014, Allegion

All rights reserved. Printed in U.S.A.

Product Warranties: Commercial Applications

3 Year Limited Mechanical Warranty and 1-Year Limited Electromechanical Warranty

Schlage Lock Company, LLC (the "Company") extends a three year limited mechanical warranty and one year limited electromechanical warranty to the original user of the products manufactured by the Company (the "Products") against defects in material and workmanship from the date of purchase. Certain Products contain restrictions to this limited warranty, additional warranties, or different warranty periods. Please see below for specific Product warranty information.

What The Company Will Do: Upon return of the defective Product to the Company or its authorized distributor for inspection, free and clear of all liens and encumbrances and accompanied by the statement of defects of proof of purchase, the Company will replace the Product.

Original User: These warranties only apply to the Original User of Products. These warranties are not transferable.

What Is Not Covered: The following costs, expenses and damages are not covered by the provisions of these limited warranties: (i) labor costs including, but not limited to, such costs for the removal and reinstallation of Products; (ii) shipping and freight expenses required to return the Products to the Company; or (iii) any other incidental, consequential, indirect, special and/or punitive damages, whether based on contract, warranty, tort (including, but not limited to strict liability or negligence), patent infringement, or otherwise, even if advised of the possibility of such damages. Some states do not allow the exclusion or limitation of incidental or consequential damages, so the above exclusion or limitation may not apply to you.

The provisions of these limited warranties do not apply to Products: (i) used for purposes for which they are not designed or intended; (ii) which have been subjected to alteration, misuse, abuse, negligence, or accident; (iii) which have been improperly stored, installed, maintained, repaired or operated; (iv) which have been used in violation of written instructions provided by Schlage; (v) which have been subjected to improper temperature, humidity, or other environmental conditions (i.e., corrosion); or (vi) which, based on the Company's examination, do not disclose to the Company's satisfaction non-conformance to the warranties. Additionally, the Company will not warrant ANSI A156.2 Grade 2 lever Product installed in educational facilities and student housing.

Additional Terms: The Company does not authorize any person to create for it any obligation or liability in connection with the Products. **The Company's maximum liability under these warranties is limited to the purchase price of the Product.** No action arising out of any claimed breach of these warranties by the Company may be brought by the Original User more than one (1) year after the cause of action has arisen.

How State Law Applies: These warranties give you specific legal rights, and you may also have other rights which vary from state to state.

SPECIFIC PRODUCT WARRANTY RESTRICTIONS/ADDITIONAL WARRANTIES:

ND-Series Levers 10-Year Mechanical Warranty

The limited warranty is for a period of seven (7) years for products shipped prior to January 2012. 10-year for products shipped after January 2012.

Small Format Interchangeable Core (SFIC) Warranty

The limited warranty also applies to Schlage locks and housings when used with another manufacturer's cores, or to Schlage cores (i.e. SFIC) when used in another manufacturer's locks and housings. *The use of unauthorized cylinder cams or other components with the Products shall void these warranties.*

Everest 29, Everest 29 Primus, Everest 29 Primus XP, Everest, Everest Primus, and Everest Primus XP Limited Lifetime Key Breakage Warranty

A limited lifetime warranty is provided to the original user against breakage and is subject to the restrictions of these limited warranties.

Portable Security Limited Lifetime Warranty

A limited lifetime warranty is provided to the original user and is subject to the restrictions of these limited warranties.

Exclusions: Oil Rubbed Bronze finish (613) is designed to improve over time and change in appearance, creating a living finish through daily use and thus, finish discoloration is not applicable to the above warranty.

Product Warranties: Residential Applications

Lifetime Limited Mechanical & Finish Warranty and 1-Year Limited Electronics Warranty

Subject to the terms and conditions of this warranty, Schlage extends a lifetime limited mechanical and finish warranty and a one-year limited electronics warranty to the original consumer user ("Original User") of our Schlage brand product ("Product") against defects in material and workmanship, as long as the Original User occupies the residential premises upon which the Product was originally installed.

What Schlage will do: Upon return of the defective Product to Schlage, Schlage's sole obligation, at its option, is to either repair or replace the Product, or refund the original purchase price in exchange for the Product. Original User: This warranty only applies to the Original User of Products. This warranty is not transferable.

What is not covered: The following costs, expenses and damages are not covered by the provisions of this limited Warranty: (i) labor costs including, but not limited to, such costs as the removal and reinstallation of Product; (in) shipping and freight expenses required to return Product to Schlage; and (iii) any other incidental, consequential, indirect, special and/or punitive damages, whether based on contract, warranty, tort (including, but not limited to, strict liability or negligence), patent infringement, or otherwise, even if advised of the possibility of such damages. Some local laws do not allow the exclusion or limitation of incidental or consequential damages, so the above exclusion or limitation may not apply to you.

The provisions of this warranty do not apply to Products: (i) used in commercial applications; (ii) used in common area applications; (iii) used for purposes for which they are not designed or intended; (iv) which have been subjected to alteration, abuse, misuse, negligence or accident; (v) which have been improperly stored, installed, maintained or operated; (vi) which have been used in violation of written instructions provided by Schlage; (vii) which have been subjected to improper temperature, humidity or other environmental conditions; or (viii) which, based on Schlage's examination, do not disclose to Schlage's satisfaction non-conformance to the warranty. Additionally, this warranty DOES NOT COVER scratches, abrasions, or deterioration due to the use of paints, solvents or other chemicals.

Exclusions: Oil Rubbed Bronze finish (613) is designed to improve over time and change in appearance, creating a living finish through daily use and thus, finish discoloration is not applicable to the above warranty. **Additional terms:** Schlage does not authorize any person to create for it any obligation or liability in connection with the Product. Schlage's maximum liability here under is limited to the original purchase price of the Product. No action arising out of any claimed breach of this warranty by Schlage may be brought by the Original User more than one (1) year after the cause of action has arisen.

How local law applies: This warranty gives you specific legal rights, and you may also have other rights as otherwise permitted by law. If this Product is considered a consumer product, please be advised that some local laws do not allow limitations on incidental or consequential damages or how long an implied warranty lasts, so that the above limitations may not fully apply. Refer to your local laws for your specific rights under this warranty.

Product Warranties: Residential Applications (Cont.)

Guaranteed Fit Program: Schlage products are designed to fit standard residential door preparations and retrofit existing tubular locks. Note: Mortise locks and preparations are not considered standard and are not guaranteed under this program. During the initial installation, if there is a problem with the Product's performance, the Original User may simply contact Schlage Customer Service at 888-805-9837 in the U.S. and Canada or 800-506-7866 in Mexico for assistance.

Program and warranty claims: If you encounter a residential door preparation or fit issue under the Guaranteed Fit Program or have a claim under this warranty, please contact Schlage Customer Service for repair, replacement or refund of the original purchase price in exchange for the return of the Product to Schlage.

DEXTER® Lifetime Mechanical Warranty and 5-year Finish Warranty by **SCHLAGE**®

Subject to the terms and conditions of this warranty, Schlage Lock Company ("Schlage") extends a lifetime limited mechanical and 5-year finish warranty to the original consumer user ("Original User") of Schlage J Series products ("Product") against defects in material and workmanship, as long as the Original User occupies the residential premises upon which the Product was originally installed.

What Schlage will do: Upon return of the defective Product to Schlage, Schlage's sole obligation, at its option, is to either repair or replace the Product, or refund the original purchase price in exchange for the Product. Original User: This warranty only applies to the Original User of Products. This warranty is not transferable.

What is not covered: The following costs, expenses and damages are not covered by the provisions of this limited Warranty: (i) labor costs including, but not limited to, such costs as the removal and reinstallation of Product; (in) shipping and freight expenses required to return Product to Schlage; and (iii) any other incidental, consequential, indirect, special and/or punitive damages, whether based on contract, warranty, tort (including, but not limited to, strict liability or negligence), patent infringement, or otherwise, even if advised of the possibility of such damages. Some local laws do not allow the exclusion or limitation of incidental or consequential damages, so the above exclusion or limitation may not apply to you.

The provisions of this warranty do not apply to Products: (i) used in commercial applications; (ii) used in common area applications; (iii) used for purposes for which they are not designed or intended; (iv) which have been subjected to alteration, abuse, misuse, negligence or accident; (v) which have been improperly stored, installed, maintained or operated; (vi) which have been used in violation of written instructions provided by Schlage; (vii) which have been subjected to improper temperature, humidity or other environmental conditions; or (viii) which, based on Schlage's examination, do not disclose to Schlage's satisfaction non-conformance to the warranty. Additionally, this warranty DOES NOT COVER scratches, abrasions, or deterioration due to the use of paints, solvents or other chemicals.

Product Warranties, Additional Terms & Conditions: Commercial and Residential Applications

Additional Terms: The Company does not authorize any person to create for it any obligation or liability in connection with the Products. The Company's maximum liability under these warranties is limited to the purchase price of the Product. No action arising out of any claimed breach of these warranties by the Company may be brought by the Original User more than one (1) year after the cause of action has arisen.

How State Law Applies: These warranties give you specific legal rights, and you may also have other rights which vary from state to state.

Note: Should the Product be considered a consumer product as may be covered by the Magnusson Moss Federal Warranty Act, please be advised that: (1) Some states do not allow limitations or incidental consequential damages or how long an implied warranty lasts so that the above limitations may not fully apply; and (2) This warranty gives specific legal rights and a user may have other rights which may vary from state to state.

For warranty service and shipping instructions contact:

Schlage and Portable Security Commercial Customers

Schlage
Customer Care
3899 Hancock Expressway
Colorado Springs, CO 80911

(877) 671-7011
Fax (800) 452-0665

Schlage and Portable Security Residential and Retail Customers

Schlage
Customer Care
2119 East Kansas City Road
Olathe, KS 66061

(800) 847-1864 (option 1) Consumer
Fax (800) 366-5625

The Schlage Lock Company reserves the right to make changes in designs and specifications or to make additions or improvements on its products without notice and without incurring any obligation to incorporate them on products previously manufactured. The Schlage Lock Company is not responsible for any modification, addition or alteration to our products by others.

Distribution Function and Location Policy

The Schlage customer relationship includes the nonexclusive area of primary sales responsibility and the channel of distribution assigned by Schlage. It is vital to our success and for the effective management of the distribution of our products that the Schlage customer relationship, once it is satisfactorily established between us, should not be changed without our approval. Therefore, after selection by Schlage as a distributor of one or more of Schlage products, a customer should continue to perform that distribution function from the location of its business at the place or places utilized at the time of selection. A customer should not change its Schlage distribution function or establish a different or additional location without the prior written consent of Schlage.

Schlage reserves the right to discontinue, after appropriate notice, sale of its products to any customer which refuses to adhere to this policy. Schlage also reserves the right to change, in its sole discretion, the number and locations of the distributors authorized to distribute its products in any area. This determination will be based upon, among other considerations, the success or failure in developing the market for Schlage products.

Schlage Key Systems Sales Policy

Definition-

Standard keyways are C, CE, E, EF, F, FG, G, H, J, K, L. All other keyways are considered restricted.

Everest, Everest Primus, Classic Primus and all other restricted keyway products (Quad, Reversed, Numbered) manufactured by the Schlage Lock Company are offered for sale by policies set forth per product type and security levels through specific channels of distribution. Possession of this price book or any other Schlage price book does not constitute “the right to purchase” these products. Please refer to the sales policy below for terms and condition. The term keyway(s) refer(s) to keyway, key sections or side bit milling.

Standard Classic (Obverse) Key Sections- no restriction

Standard keyways are Classic (Obverse) C, CE, E, EF, F, FG, G, H, J, K, L.

Everest and Everest 29 Open (C and S Key Sections)

Everest and Everest 29 Open (C & S keyways) include non-Primus products with Everest C and Everest 29 S keyways and key sections. Schlage only sells Everest and Everest 29 Open products to commercial security professionals. Commercial security professionals purchasing Everest and Everest 29 Open products from Schlage are permitted to stock and to originate or duplicate keys without signature verification.

Purchasers of Everest and Everest 29 open (C & S) are permitted to resell the products in accordance with their distribution agreement to end users and to other commercial security dealers who have a professional locksmith on staff but are expressly prohibited from selling to:

- i) Any residential retail outlet.
- ii) Any individual or entity purchasing or selling products through any method of auction.

End User Keyways - Primus / Primus XP levels 3, 4 & 9, Everest D, Everest B, Everest 29 T, Everest 29 R, Quad, Reversed, Numbered.

End user restricted keyways are manufactured and sold by Schlage for use within the end user facilities only and are not for dealer or locksmith's use or distribution. The facilities are described as the “ship-to” address pre-authorized by the end user via a letter of authorization (LOA) or face sheet (depending upon the key system type).

End user keyway products may be stocked at the end user location only, unless authorized otherwise in writing by the end user. Every new end user system, using these restricted keyways, requires prior approval from the local RSO sales office management.

Restricted end user keyways may not be sold to any contract hardware dealer or wholesale distributor not open as a direct Schlage account as the time of the sale, unless authorization has been granted in writing by the local RSO sales office management where the end user reside.

Locksmiths/ dealers' keyways - Primus/ Primus XP levels 1, 1+, 2, 7, 8, Everest B234 & B235, Everest 29 R234 & R235.

Locksmith/ dealer key section can be sold to commercial locksmiths/ dealers only.

Right to stock and sell locksmiths/ dealers restricted keyways requires the appropriate written agreement with Schlage and approval by the local RSO sale office management. Please contact your local RSO sale office for a copy of these contracts and additional information.

Schlage hereby reserves the right to terminate or take any other legal action against any party that violates this policy.

TERMS & CONDITIONS - Restricted Keyway Policy

Restricted Keyway Policy

Everest B, Everest 29 R

All Everest and Everest 29 SFIC (B and R Families) keyways are restricted.

When ordering a new keying system, include the following:

- Job (end-user) name, city, state and zip code.
- Letter of Authorization (LOA) – Authorized ship-to address for key blanks, cores and cut keys on end-user's official stationery. See **Forms & Examples** for sample letter of authorization.
- Numerically defined specifications for expansion of all branches of the key system.

The factory will assign a "facility code" which will appear on all keys and blanks for this job. When ordering additions to an existing keying system, include the following:

- Job (end-user) name, city, state and zip code.
- Facility code previously assigned by Schlage and stamped on all existing keys and blanks.
- Registry number of the keying system as established by Schlage.
- Letter of authorization on end-user's official stationery is required when:
 - End-user places order with new dealer.
 - Order is to be drop shipped to a different ship-to address than originally authorized by the end-user.See **Forms & Examples** for sample letter of authorization.

Bitting list (transcript) orders require a letter of authorization on the end-user's official stationery. Prevailing prices apply.

Everest D, Everest 29 T

All Everest D and Everest 29 T keyways are restricted.

When ordering a new keying system, include the following:

- Job (end-user) name, city, state and zip code.
- Letter of Authorization (LOA) – Authorized ship-to address for all products on end-user's official stationery. See **Forms & Examples** for sample letter of authorization.
- Numerically defined specifications for expansion of all branches of the key system.

The factory will assign a "facility code" which will appear on all keys and blanks for this job. When ordering additions to an existing keying system, include the following:

- Job (end-user) name, city, state and zip code.
- Facility code previously assigned by Schlage and stamped on all existing keys and blanks.
- Registry number of the keying system as established by Schlage.
- Letter of authorization on end-user's official stationery is required when:
 - End-user places order with new dealer.
 - Order is to be drop shipped to a different ship-to address than originally authorized by the end-user.See **Forms & Examples** for sample letter of authorization.

Quad, Numbered ("Paracentric") and Reverse Keyway Family Policy

A letter of authorization from the end-user is required for all orders for restricted keyway plugs, 0-bitted and 1-bitted products and all key blanks. Restricted keyway products are not available keyed random. The letter of authorization must include the address in which the materials will be shipped. Keyway or keyway family must be referenced in the letter. Letters must be dated and signed by the end user. Letters dated more than 6 months prior to the order submission date will not be accepted. Letters for projects that are ongoing may be older than six months if effective dates are referenced in the letter. With the exception of the signature, all other information must be typed.

Allowable End User Authorizations for Restricted Keyways:

The end user can authorize a dealer or distributor to order and inventory products if they so choose. This authorization requires the submission of a fully completed "Letter of Authorization" or "Signature Card", depending on the product type requirements, by the end user to Schlage.

Construction Core Program Policy

Full size and small format construction cores will be invoiced under standard payment terms. Credit for these cores, less the handling charge, will be issued upon their return to the factory. Please contact customer service for return authorization. Customers may not deduct payment for construction cores prior to completion of their authorized return.

Control Keys for Interchangeable Cores

A single control key will be added to orders containing interchangeable cores where a new masterkey system, master key system expansions requiring a different control key and all construction core orders are placed and does not include a control key on the purchase order. Construction core orders will include both a control and user key.

Primus® / Primus XP Sales Policy

Primus High Security cylinder products manufactured by the Schlage Lock Company are offered for sale through specific channels of distribution, based on stocking requirements and security levels. Possession of this price book or any other Schlage price book does not constitute “the right to purchase” Primus products.

Important: In stocking levels where purchase agreements are required, a fully executed purchase agreement, including initial minimum inventory order, must be in place before any Primus products may be quoted or purchased. Contact your RSO Consultant for specific details.

The prices contained herein apply to Primus Levels 1 through 9 with respect to the actual product. Availability of product is subject to additional conditions as follows:

Classic Keyways

PRIMUS/PRIMUS XP LEVEL 1: For retail locksmiths and Schlage dealers. Standard nationwide side biting by keyway. Stocking level requires a separate Primus/Primus XP agreement. Initial inventory commitment required for distributors but not for participating locksmiths. Obverse keyways only. HP, JP and LP section keys are not available.

PRIMUS LEVEL 1 PLUS: For retail locksmiths. A side biting is assigned on a nationwide exclusive basis to a specific Schlage wholesale distributor. Stocking level which requires a separate Primus purchase agreement and an initial minimum inventory purchase by the wholesaler and the locksmith. Obverse keyways only. HP, JP and LP section keys are not available. Cylinders are always furnished less key blanks (LKB).

PRIMUS XP LEVEL 1 PLUS: For retail locksmiths. An exclusive side biting is assigned to dealer within the first three digits of the dealer physical location zip-code. Distribution through direct Schlage dealers. Stocking level which requires a separate Primus purchase agreement and an initial minimum inventory purchase. Obverse keyways only. Cylinders can be ordered LKB, KD, KA or MK.

PRIMUS/PRIMUS XP LEVEL 2: For Schlage dealers and large commercial locksmith businesses. Exclusive side biting is assigned to dealer by time zone. Distribution through direct Schlage dealers. Stocking level which requires a separate Primus purchase agreement and an initial minimum inventory purchase. Obverse keyways only.

PRIMUS/PRIMUS XP LEVEL 3: End user level not stocked by dealers. Key systems are assigned a side biting exclusive within 2-digit zip code (Level 3G) for orders of 60 - 1,999 Primus cylinders. Orders of fewer than 60 Primus cylinders are randomly assigned a side biting from a small nationwide pool of side bittings (Level 3U). Distribution through Schlage dealers and Schlage wholesale distributors. Obverse and Quad keyways only.

PRIMUS/PRIMUS XP LEVEL 4: End user level not stocked by dealers. Key systems are assigned a side biting exclusive within a time zone (Level 4Z) for orders of 2,000 - 3,999 Primus cylinders. A nationwide exclusive side biting (Level 4N) is assigned to key systems of 4,000 or more Primus cylinders. This exclusivity can be purchased for a separate fee for smaller quantities of cylinders. This price book does not contain the fee schedule. Contact your RSO Consultant for specific information. Distribution through Schlage dealers and Schlage wholesale distributors. Obverse and Quad keyways only.

PRIMUS LEVEL 7: For retail locksmiths. Side biting is assigned on a nationwide exclusive basis to a specific Schlage wholesale distributor. Stocking level which requires a separate Primus purchase agreement and an initial minimum inventory purchase by the Schlage wholesaler and the locksmith. Same as Level 1 PLUS above, but with Everest S Family keyways only.

PRIMUS XP LEVEL 7: For retail locksmiths. An exclusive side biting is assigned to dealer within the first three digits of the dealer physical location zip-code. Distribution through direct Schlage dealers. Stocking level which requires a separate Primus purchase agreement and an initial minimum inventory purchase. All Everest 29 key sections. Cylinders can be ordered MK, KA, KD or LKB.

PRIMUS/PRIMUS XP LEVEL 8: For Schlage dealers and large commercial locksmith businesses. Exclusive side biting is assigned to dealer by time zone. Distribution through direct Schlage dealers. Stocking level which requires a separate Primus purchase agreement and an initial minimum inventory purchase. Equivalent to Level 2 above, but with Everest S Family keyways only.

PRIMUS/PRIMUS XP LEVEL 9: End user level not stocked by dealers. Key systems are assigned varying degrees of geographically exclusive side bittings based on a sliding scale of purchase commitment or separate fees. This price book does not contain the fee schedule. Contact your RSO Consultant for specific information. Distribution through Schlage dealers and Schlage wholesale distributors. Level 9U, 9G, 9Z, and 9N are equivalent to Levels 3U, 3G, 4Z, and 4N above, but with Everest S and T Family keyways.

The following side bit milling exclusivity criteria apply to both levels 3, 4 & 9:

- 1- 60 cylinders-Random assignment
- 61-1999 cylinders-First two digits of zip-code
- 2000-3999 cylinders-Time-Zone Exclusivity (also available for \$10,000 fee for an organization who would like this exclusivity and doesn't meet cylinders quantity requirement).
- 4000 + cylinders-Nation Wide Exclusivity.(also available for \$40,000 fee for an organization who would like this exclusivity and doesn't meet cylinders quantity requirement).

Important Ordering Information

See Forms & Examples: Primus and Everest 29 Primus Ordering Checklist for a checklist of information required to process a Primus order. Note that, for security reasons, all end user Primus levels (Level 3, 4 and 9) require a Facesheet (MS-EI20) bearing an original signature. Opening orders for end user Primus levels also require a Signature Card (MS-EI30) bearing original signatures. Facesheets and signature cards are used to authenticate the end user request for product, therefore orders received without the correct supporting documents (or without original signatures) are subject to delays or cancellations. Blank Facesheets and Signature Cards are included in the Forms & Examples section of this price book for your reference. Additionally, electronic version of these forms are available at allegion.com/us.

The Schlage Lock Company reserves the right to make changes in designs and specifications, to make additions or improvements on its products, or to discontinue products without incurring any obligation. The Schlage Lock Company is not responsible for any modification, addition, or alteration to our products by others.

Inventory commitment Requirements-Commercial Locksmiths Levels			
Primus XP		Everest 29 Primus XP	
Level 1	None	N/A	N/A
Level 1+	\$7,500	Level 7 XP	\$7,500
Level 2	25,000	Level 8	\$25,000

	PRIMUS PRIMUS <i>XP</i>	<i>Typical Applications</i>	EVEREST 29 PRIMUS EVEREST 29 PRIMUS <i>XP</i>					
LEVEL 1	National Non-Exclusive Stocked by distributors and resold to end users via commercial locksmiths; All Level 1 Locksmiths have the same side bittings.	<ul style="list-style-type: none"> Strip Mall Shops Small Businesses Upscale Homes 	Consider Everest Open for Commercial Exclusivity					
LEVEL 1+	<table border="1"> <tr> <td>Primus Wholesaler/ Locksmith Exclusive Locksmiths resell wholesaler's side biting to end users; keys bear locksmith ID number.</td> <td>XP Dealer Exclusive Owned and stocked by dealers then resold to end users. Keys bear unique ID based upon three digits zip-code exclusivity of side biting.</td> </tr> </table>	Primus Wholesaler/ Locksmith Exclusive Locksmiths resell wholesaler's side biting to end users; keys bear locksmith ID number.	XP Dealer Exclusive Owned and stocked by dealers then resold to end users. Keys bear unique ID based upon three digits zip-code exclusivity of side biting.	<ul style="list-style-type: none"> Small Businesses Restaurants Doctor's Offices 	<table border="1"> <tr> <td>Primus Wholesaler/ Locksmith Exclusive Locksmiths resell wholesaler's side biting to end users; keys bear locksmith ID number.</td> <td>XP Dealer Exclusive Owned and stocked by dealers then resold to end users. Keys bear unique ID based upon three digits zip-code exclusivity of side biting.</td> </tr> </table>	Primus Wholesaler/ Locksmith Exclusive Locksmiths resell wholesaler's side biting to end users; keys bear locksmith ID number.	XP Dealer Exclusive Owned and stocked by dealers then resold to end users. Keys bear unique ID based upon three digits zip-code exclusivity of side biting.	LEVEL 7
Primus Wholesaler/ Locksmith Exclusive Locksmiths resell wholesaler's side biting to end users; keys bear locksmith ID number.	XP Dealer Exclusive Owned and stocked by dealers then resold to end users. Keys bear unique ID based upon three digits zip-code exclusivity of side biting.							
Primus Wholesaler/ Locksmith Exclusive Locksmiths resell wholesaler's side biting to end users; keys bear locksmith ID number.	XP Dealer Exclusive Owned and stocked by dealers then resold to end users. Keys bear unique ID based upon three digits zip-code exclusivity of side biting.							
LEVEL 2	Dealer Exclusive Owned and stocked by dealers then resold to end users. Keys bear a unique ID based upon time-zone exclusivity of side-biting.	<ul style="list-style-type: none"> Office Buildings Banks Private Schools Healthcare Residences 	Dealer Exclusive Owned and stocked by dealers then resold to end users. Keys bear a unique ID based upon time-zone exclusivity of side-biting.	LEVEL 8				
LEVEL 3	End User Exclusive Exclusivity is based on either random assignment or on the first 2 digits of the zip code, depending on end user commitment.	<ul style="list-style-type: none"> Educational Facilities Healthcare Facilities Large Office Complexes Government Buildings Detention Centers Franchises 	End User Exclusive Exclusivity is based on either random assignment, on the first 2 digits of the zip code, on time zone, or on a nationwide basis, depending on end user commitment.	LEVEL 9				
LEVEL 4	End User Exclusive Exclusivity is based on either a time zone or nationwide basis, depending on end user commitment.							

Electronic Validation from Schlage

Electronic Validation (e-validation) is an online system for the use of the end user to create electronic authorizations replacing the letter of authorization (LOA) and Primus Facesheet processes. This online validation system is designed to ease the burden of an end user providing authorizations for ordering restricted key and cylinder products on their behalf. Through this system, the end user can register for an online account with Schlage that will allow them to manage their shipping addresses, shipping contacts and additional authorized users for their restricted products. Through this system, they can then generate an electronic Facesheet that they can provide to the distributor of their choice to allow an order for restricted products to proceed. Enrolling in and using this feature will reduce the overall time for an order to be processed from the time that the end user has determined the need for product. The electronic Facesheet provided by the e-validation system can be faxed or emailed along with a distributor's order reducing the time and energy required for original copies of Facesheets previously required. The system is for both new and existing restricted key system owners. For new restricted systems, a registration process will provide the ability to create the initiating Facesheet for the project.

Products/key systems eligible for e-validation:

- Everest** – B and D restricted family of keyways
- Everest 29** – R and T restricted family of keyways
- Primus** – All keyway families that include the Primus feature
- Primus XP** – All keyway families that include the Primus XP feature

E-validation can be accessed at the following web address: [HTTPS://mycredentials.allegion.com](https://mycredentials.allegion.com)

Keyway Family of Master Key System	Standard Method of Shipment
<ul style="list-style-type: none"> • Classic Restricted (Numbered, Quad and Reverse) • Classic Primus (Obverse and Quad) • Everest Restricted (B and D Family) • Everest 29 Restricted (R and T Family) • Everest Primus (C and D Family) • Everest 29 Primus and Primus XP (S and T Family) • Classic Open (Obverse) • Everest Open (C Family) • Everest 29 Open (S Family) 	<p>2-Day Air</p> <ul style="list-style-type: none"> • Tracking number is assigned to shipment • Recipient's signature is required upon delivery

All goods are shipped F.O.B. factory and become the customer's property when they pass into the hands of the transportation company. Schlage reserves the right to use our choice of carrier.

Note: Master keys need to be ordered separately and are not included by default, cylinders are shipped with operating keys standard.

Schlage Default Keyways

<p>Schlage Commercial products (excluding Portable Security) Default keyway is Everest 29 S123 For other optional keyways, please specify</p>
<p>Schlage Electronics Default keyway is Everest 29 S123 For other optional keyways, please specify</p>
<p>Portable Security - Kryptonite: default to C keyway KD For made to order products, please specify the keying and keyway</p>
<p>Schlage Residential: (F, B60, Dexter) Default keyway is C</p>

Hardware Finishes:

Schlage Lock finishes are durable, top quality finishes obtained by the careful processing of solid brass, bronze, stainless steel or other materials. Where required, a protective clear coating is applied and cured under high temperature. It is important that climatic conditions and usage be taken under consideration when selecting finishes. This is especially true in areas subjected to strong corrosive vapors, humid climate or sea air which, in a short time, may have a damaging effect on metal finishes. The longevity and preservation of the finish appearance is determined by base metal and finishing process. Clear protective coating or other organic finishing applications may require different methods of cleaning and care. As an example, non-clear coated finishes should not be cleaned with soaps or any solvents; organically coated surfaces should periodically be cleaned with a mild, nonabrasive soap and buffed lightly with a clean cloth. The type of base metal and finishing techniques must be considered when applying any cleaning or preservative method. Contact the Schlage Technical Services Department for further information on the care of finished hardware.

In some instances, for customer convenience, the most appropriate BHMA finish symbols are used to indicate similarity of appearance, regardless of base metal of finishing process. A, AL, CS, D, ND, F, FA, H, S, S200-Series and Dexter by Schlage levers are zinc-based material and are plated to match finishes indicated. L-Series will utilize a brass material for 612 and 613 finishes. Finishes of latches, strikes, cylinders/cores, and visible mounting screws, though similar in appearance, may differ from the finish of the trim. Finish numbers in the 600-Series are the BHMA (Builders Hardware Manufacturers Association) industry standard.

Commercial Finish Codes and Descriptions:

The nearest old U.S. equivalent code designations are shown in parenthesis ().

Symbol	Description	Symbol	Description
605 (3)	BRIGHT BRASS, Clear Coated	622 (19)	Matte Black
606 (4)	SATIN BRASS, Clear Coated	625 (26)	BRIGHT CHROMIUM PLATED, No Coating
609 (5)	ANTIQUÉ BRASS, Satin Brass, Blackened, Satin Relieved, Clear Coated	626 (26D)	SATIN CHROMIUM PLATED, No Coating
612 (10)	SATIN BRONZE, Clear Coated	629 (32)	BRIGHT STAINLESS STEEL, No Coating
613* (10B)	OIL RUBBED BRONZE, Oxidized Satin Bronze, Oil Rubbed, No Coating	630 (32D)	SATIN STAINLESS STEEL, No Coating
619 (15)	SATIN NICKEL, Satin Nickel Plated, Clear Coated	643e	AGED BRONZE, Clear Coated

**Oil rubbed bronze (613) is considered a category "B" finish by ANSI/BHMA and will vary in color when applied to different alloys and forms of base material. 613 will also vary from production lot and additionally from one manufacturer to another. Oil rubbed bronze will wear off over time due to the "rubbed" finishing method that has no protective coating or plating.*

Table of Contents

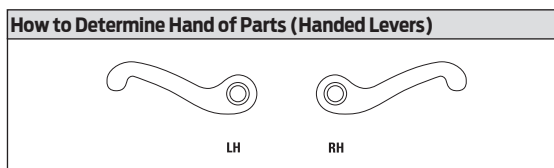
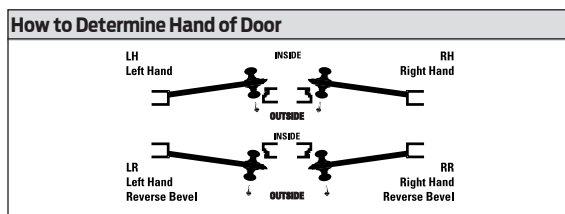
How to Order	Forms-2
How to Determine Hand of Door	Forms-2
How to Determine Hand of Parts (Handed Levers)	Forms-2
Ordering Examples	Forms-3
Sample Letter of Authorization for Everest™ Restricted Products	Forms-4
Primus Checklist	Forms-5
Order Forms	Forms-6
Using Order Forms	Forms-6
Sequential List of Order Forms	Forms-6

FORMS & EXAMPLES - How To Order

To order Schlage products, descriptive data should be in the same sequence as shown:

LINE ITEM	QTY	PRODUCT	OUTSIDE		INSIDE		HAND	LATCH	DR STRIKE	THK	EXT	DIM	ADDITIONAL DETAILS
			DES	FIN	DES	FIN							
1	2	3	4	5	6	7	8	9	10	11	12	13	14

- LINE ITEM:** Line item number
- QTY:** Quantity
- PRODUCT:** Complete lock product or part number
- OUTSIDE DES:** Outside design code
- OUTSIDE FIN:** Outside finish code
- INSIDE DES:** Inside design code. Leave blank if same as outside design code.
- INSIDE FIN:** Inside finish code. Leave blank if same as outside finish code.
- HAND:** Hand of door. Only one hand allowed per line item.
Example: RH=Right Hand, LH=Left Hand, RR=Right Reverse, LR=Left Reverse.



- LATCH:** Latch. Leave blank for standard or specify part number if non-standard latch is required. LLL=Less Latch.
- STRIKE:** Strike. Leave blank for standard or specify part number if non-standard strike is required. LLL=Less Strike.
- DR THK:** Door Thickness. Enter door thickness if non-standard. Example: 138=1 3/8", 214=2 1/4", 212=2 1/2".
- EXT:** Extension. Enter one of the following when doors 2" thick or greater are specified:
EE = Extended Equally
EI = Extended Inside
EO = Extended Outside
ED = Extended Differently

EI or EO assumes the latch will be centered on a 1 3/4" door, to which material has been added.

- DIM:** Enter dimension for non-standard strike lip length and mortise cylinder or blocking ring length.

012 = 1/8"	118 = 1 1/8"
018 = 3/16"	114 = 1 1/4"
025 = 1/4"	138 = 1 3/8"
031 = 5/16"	112 = 1 1/2"
037 = 3/8"	158 = 1 5/8"
050 = 1/2"	134 = 1 3/4"
078 = 7/8"	200 = 2"
100 = 1"	400 = 4"

- ADDITIONAL DETAILS:** Enter detail for keying information and for special requirements.

LINE ITEM	QTY	PRODUCT	OUTSIDE		INSIDE		HAND	LATCH	DR STRIKE	THK	EXT	DIM	ADDITIONAL DETAILS
			DES	FIN	DES	FIN							
One A or F-Series passage lock with a Georgian knob & rose in 609 on the outside and a Plymouth knob & rose in 605 on the inside, drive-in latch and strike.													
1	1	A10S	GEO	609	PLY	605		11-110	10-058				

One D-Series classroom lock with Orbit interchangeable core knob for a 2 1/4" thick door, extended equally, E keyway. Also furnish one control key blank.													
2	3	D70RD	ORB				RH			214	EE	138	E-111111
3	1	35-056											E section

Two AL-Series entrance locks with Saturn levers in US 10B with knurling on the outside, tamper resistant screws and keyed alike.													
4	2	AL53PD	8SA	613	SAT								KA Torx screws

One S-Series storeroom lock with Saturn levers in 612, four keys per lock.													
5	1	S80PD	SAT	612									4 keys total
6	2	50-215											Charge for extra cut keys

One L-Series passage lock with O5L 630 trim, with lead lined chassis.													
7	1	L9010	O5L	630			RH						Lead lined per XL11-515

One B600-Series single cylinder deadbolt in US 26D outside, US 3 inside, less the strike, with construction core. No control or change keys.													
8	1	B660T		626					LLL				ICX
9	1	50-231											Handling Charge

One ND-Series lever lock in RHO 612, classroom function on the outside, storeroom on the inside. Construction and master keyed to new system. Furnish one master key and one construction master key.*													
10	1	ND70x80PD	RHO	612									Per XN12-006
11	1	49-101											Master Key
12	1	48-104											Construction Master Key
13	2	50-210											Master keying charge (1/cyl)
14	2	50-211											Constr. keying charge (1/cyl)

One A-Series lock with an Orbit knob in US 3, entrance function, and Primus level 1 cylinder, CP keyway, 0-bitted, no keys.													
15	1	A53LD	ORB	605									
16	1	20-724		606							122		Primus #000367, CP-000000, LKB

One mortise cylinder, 1 1/4" long, which will operate a Von Duprin exit device													
17	1	20-001		626								114	

One hotel function L-Series lock with 17B trim in 625, large bow change keys and one large bow emergency key, F section, 0-bitted. Left hand door.													
18	1	L9485P	17B	625			LH						F-000000, 35-141 Keys
19	2	50-228											Charge for large bow keys substituted for standard bow keys
20	1	35-101											F section

* Use Master Keyed order form and Key System Summary when ordering.



DISTRICT 10

End User Letterhead - REQUIRED

District 10 Schools
555 Main Street
End User City, State 55555
(555) 555-5555

May 1, 2003

Date - REQUIRED

To: Schlage Dealer
100 East Avenue
Dealer City, State 11111

Dealer Name - RECOMMENDED

Include Registry Number & Facility Code (stamped on keys) for existing key systems

RE: District 10, Jones Elementary School

Facility Name - REQUIRED

Please consider this authorization to ship product for the above-referenced project.

Jones Elementary School is to be keyed using a new Everest 29 T Restricted Key System. For security reasons, we would like to have all keys for this facility shipped to a location other than the job site. Master keyed products, however, can be shipped directly to the site. This letter authorizes Schlage to ship our restricted products to the following addresses:

Master Keyed Products, Construction Keys, Locks Less
Cylinders, and Locks with Construction Cores

Attn: Building Project Manager
District 10 Schools
555 Main Street
End User City, State 55555

Master Keys, Change Keys, Control Keys, and Key Blanks

Attn: Locksmith
District 10 Lockshop
1201 Fifth Avenue
End User City, State 55555

Authorized Ship-To Addresses - REQUIRED

These two addresses above serve as our only authorized shipment addresses for all orders placed for our facility. We understand that this letter will be kept on file and referenced for our future orders and that a new letter is only required to add, remove, or change authorized shipping locations.

Sincerely,

End User Representative
Facilities Manager

End User Representative Signature - REQUIRED

**Letter may be mailed or faxed to Schlage
Schlage Restricted Order Processing
3899 Hancock Expressway
Colorado Springs, CO 80911**

PRIMUS AND EVEREST 29 PRIMUS ORDERING CHECKLIST

TO FACILITATE ORDER ENTRY FOR KEYS, CYLINDERS, AND CARDS

IMPORTANT NOTES

To expedite processing of all Primus orders, it is highly recommended that Primus products be ordered separately

For Level One Plus and 7, All Cylinder Orders Will Be Supplied LESS KEYBLANKS Unless Otherwise Specified

For All Other Levels, All Cylinder Orders Will Be Supplied WITH KEYBLANKS Unless Otherwise Specified

PRIMUS	EVEREST 29 PRIMUS
<p><u>FOR LEVEL ONE</u></p> <ul style="list-style-type: none"> ✓ The Distributor's Primus number <u>MUST</u> be provided ✓ The Sequence number <u>MUST</u> be provided <p><u>FOR LEVEL ONE PLUS</u></p> <ul style="list-style-type: none"> ✓ The Distributor's Primus number <u>MUST</u> be provided ✓ The Sequence number <u>MUST</u> be provided ✓ The Locksmith number <u>MUST</u> be provided <p><u>FOR LEVEL TWO</u></p> <ul style="list-style-type: none"> ✓ The Dealer's Primus number <u>MUST</u> be provided ✓ The Sequence number and/or Section <u>MUST</u> be Provided <p><u>FOR LEVELS THREE & FOUR</u></p> <ul style="list-style-type: none"> ✓ Orders Originating a System <u>MUST</u> include both an Original Facesheet and a Signature Card ✓ An Original Facesheet <u>MUST</u> accompany all succeeding orders ✓ The Primus number <u>MUST</u> be indicated on the Facesheet ✓ ALL fields on the Facesheet <u>MUST</u> be completed where applicable 	<p><u>FOR LEVEL SEVEN</u></p> <ul style="list-style-type: none"> ✓ The Distributor's Primus number <u>MUST</u> be provided ✓ The Locksmith's Facility code <u>MUST</u> be provided ✓ The Keyway <u>MUST</u> be provided <p><u>FOR LEVEL EIGHT</u></p> <ul style="list-style-type: none"> ✓ The Distributor's Primus number <u>MUST</u> be provided ✓ The Keyway <u>MUST</u> be provided <p><u>FOR LEVEL NINE</u></p> <ul style="list-style-type: none"> ✓ Orders Originating a System <u>MUST</u> include both an Original Facesheet and a Signature Card ✓ An Original Primus Facesheet <u>MUST</u> accompany all succeeding orders ✓ The Primus number <u>MUST</u> be indicated on the Facesheet ✓ ALL fields on the Facesheet <u>MUST</u> be completed where applicable

All Primus Orders & Supporting Documentation Should be Sent To:

Schlage
 Attn: Primus Order Processing
 3899 Hancock Expressway
 Colorado Springs, CO 80911

Using Order Forms

We recommend using the order forms included with this price book when placing purchase orders for Schlage products. The following 14 pages of order forms are available for copying prior to placing your order. Bulk supplies of blank forms are also available upon request. Contact Customer Service to order bulk supplies of forms. Specify form number.

Sequential List of Order Forms

Description	Form Number	Rev Date	Total Pages	Available on allegion.com/us
Non-Master Keyed Order Form, First Page	MS-I250	3/14	1 page	.
Non-Master Keyed Order Form, Additional Page	MS-I300	3/14	1 page	.
Master Keyed Order Form, First Page	MS-I100	3/14	1 page	.
Master Keyed Order Form, Additional Page	MS-I150	3/14	1 page	.
Key System Summary	MS-I200	3/14	5 pages	.
Primus® Facesheet	MS-E120	3/14	1 page	.
Primus® Signature Card	MS-E130	3/14	1 page	.

QUOTE #

PRICE BOOK #

ALLEGION™

**Non-Master Keyed
ORDER**

SHIPPING INSTRUCTIONS

MARK CARTONS:

ACCOUNT NO.

P.O. NO. DATE

REQUESTED SHIPDATE

CUSTOMER NAME AND ADDRESS:

SHIP TO:

ORDER WRITTEN BY

FOR FURTHER INFORMATION, CONTACT:

Name:

Phone:

Fax:

DR THK

STRIKE DIM

OUTSIDE DES FIN

INSIDE DES FIN

LATCH HAND

PRODUCT

ADDITIONAL DETAILS

Use for Key Section and Biting Information,
KA Groups, Primus® No., Locksmith ID No., etc.

QTY

Table with 13 columns and 14 rows for item specifications

Table with 13 columns and 14 rows for additional details



LINE ITEM	QTY	PRODUCT	OUTSIDE		INSIDE		HAND	LATCH	STRIKE	DR THK	EXT	DIM	ADDITIONAL DETAILS Use for Key Section and Biting Information, KA Groups, Primus® No., Locksmith ID No., etc.
			DES	FIN	DES	FIN							

Account No. _____ P.O. No. _____ Page ____ of ____





MASTER KEYED ORDER

This form must be attached to the
MASTERKEY SYSTEM SUMMARY FORM

Please provide as complete and accurate as possible so we can
provide what you need for your Key System

Quote #:				Account No.:				P.O. #:									
Shipping Instructions:				Mark Cartons:				Date:									
Order Written By:				Customer Name and Address:								Ship to:					
For Further Information Contact:																	
Name:		Phone:		Fax:													
LINE ITEM	QTY	PRODUCT	OUTSIDE		INSIDE		DOOR #	KEY Symbol-(s)	MK Symbol-(s)	DR THK	EXT	DIM	ADDITIONAL DETAILS				
			DESIGN	FINISH	DESIGN	FINISH											



Items Ordered		OUTSIDE		HAND (Only one hand per line item)	INSIDE		DOOR #	LATCH KEY Symbol(s)	STRIKE MK Symbol(s)	Enter door thickness if not standard DR THK	Enter when door thickness is greater/ equal to 2" EXT	Dimension for mortise cylinder, blocking ring, etc. DIM	ADDITIONAL DETAILS
		DESIGN	FINISH		DESIGN	FINISH							
LINE ITEM	QTY	PRODUCT											





MASTER KEY SYSTEM SUMMARY

This form must be attached to the
Master Key Order form and P.O.
Please provide as complete and accurate as
possible so we can provide what you need for
your Key System.

Job Name

Address
City / State

Country

Account
No.

P.O.#

For detailed instructions on how to complete this form please refer to pages 4 & 5

System Overview

 New Existing (provide info below) Attached Dealer Specified Combinations

Registry # _____

Structure or
Factory Order # _____

1. Select System

Schlage

 Classic Classic Primus *

Everest®

 B (Small Format IC, Restricted *) C (Open) Primus** D (Restricted *) Primus**

Everest 29™

 R (Small Format IC, Restricted *) S (Open) Primus** T (Restricted *) Primus**

Falcon

 Standard Schlage C Restricted * Interchangeable Core A2 Interchangeable Core A4

Everest 29 key sections are backwards compatible to Everest
keyways and have the following relationships:

R family sections > B family keyways

S family sections > C family keyways

T family sections > D family keyways

Type

 5-pin 6-pin 7-pin

See compatibility chart on page 5

Keyway _____

Specified **: _____

** = The Commercial Master Key Department makes the final
decision in the selection of key sections

Construction Keyed Yes NoFull Size Construction Cores ICA ICB ICC
(Schlage Only)Small Format Construction Cores Brown Green

Construction Keyed Type

 Falcon CK (BOK) Lost Ball Schlage CK (Split) RCK (5-Pin C only)

2. Select Keys & Key Stamping

Change Keys

No. Of Keys per Symbol _____

No. Of Keys per Cylinder _____

Type

Standard Bow

Standard Bow
(Unembossed)

Access Bow
(Schlage Only)

Large Bow

Key Stamp Details

Keyset Symbol

Do Not Duplicate
(DND)

With Custom Die
(Specify) _____

Non-standard Code (Specify) _____

Change Key Packaging and Shipping Instructions

Pack Keys Independently (PKI) of Lock or Cylinder ***

*** = *Furnished standard at no charge with
Split-Key construction keying*

Yes No

If PKI, ship change keys to:

Dealer

Other _____

See Primus Facesheet

3. Select Cylinder Stamping

Cylinder Stamp Details

With Industry Standard Key Symbol Non-Standard Code (Specify)

Cylinder Stamping Location

Plug Face (N/A in Primus) - VKC

Concealed (N/A in Falcon STD) - CKC

4. Select Key Quantities

Level	Qty. Per	Master Key Symbol (s)	Total Quantity
GGM _____	_____	_____	_____
GM _____	_____	_____	_____
MK or RMK _____	_____	_____	_____
Control _____	_____	_____	_____
Emergency _____	_____	_____	_____
Others _____	_____	_____	_____

Ship Master Keys To:

Dealer See Primus Facesheet Other

Special Function

	Qty. Per		Qty. Per
RCK (Lost Ball) ****	_____	Full Size Construction Core Keys (Schlage Only)	_____
CK (Split Key) ****	_____	Full Size Construction Core Control Keys (Schlage Only)	_____
Extractor Tools ****	_____	Small Format Construction Core Keys	_____
		Small Format Construction Core Control Keys	_____

**** = Use with Construction Keying

5. Master Key Future Expansion

List Future MK Symbols

Approx. # of Change Key Symbols Under Each Future MK

Example:

MK.....

BJ, BK _____

40 each _____

GGM GM MK MK MK MK Others **6. Operating Instructions***(Unless otherwise specified, all hierarchical master keys will operate cross-keyed cylinders)*

<u>Cross Keyed Cylinder</u>	<u>is operated by these change keys</u>	<u>Cross Keyed Cylinder</u>	<u>is operated by these change keys</u>
X _____	_____	X _____	_____
X _____	_____	X _____	_____
X _____	_____	X _____	_____
X _____	_____	X _____	_____

7. Instructions and Compatibility

General Information

If you do not know the registry number (R#), structure number or the original factory order number for an existing system, contact Customer Service prior to placing the order:

Tel. 1-877-671-7011
Fax 1-800-452-0663

- Only one structure may be ordered on the same purchase order
- Classic refers to Obverse, Numbered (Paracentric), Quad, and Reverse key section families
- Classic Primus refers to Primus Obverse and Primus Quad key section families

Section 1: Select System

Full Size Construction Cores

- Schlage only

Small Format Construction Cores

- 7-pin only for Schlage
- 6- and 7-pin for Falcon

CK (Split)

- 6-pin for Schlage and Falcon
- Split key construction keying is not available for Classic Primus or Everest 29 Primus

RCK (Lost Ball)

- 5-pin (C keyway) only for Schlage
- 5-, 6-, and 7-pin for Falcon

System Selection

- Refer to the compatibility chart

Section 2: Select Keys and Key Stamping

Stamp Details

- Unless otherwise specified, industry standard key symbols are stamped on Everest 29™ and Primus® keys
- For custom die, attach RFQ approval for Schlage

Section 3: Select Cylinder Stamping

Type

- For cylinder type refer to the compatibility chart

Keyway (specify)

- Schlage Commercial's default key section for new Master Key Systems is Everest™ S145

Section 4: Key Quantities

Level

- Unless otherwise specified, the control key has the same cut as the highest-level key in the system (Except SFIC systems)

Special Function

- Construction keys are not furnished unless specified

Change Keys

- Unless otherwise specified 2 change keys are furnished per lock or cylinder

Section 5: Master Key Future Expansion

- Do not use the letters "I", "O", "CK", "KA, or "KD" for any master key symbols

Section 6: Operating Instructions

- Cross keying reduces the security and expansion of key systems
- Unless otherwise specified, all hierarchical master keys will operate cross-keyed cylinders

Compatibility Chart

	5 Pin	6 Pin	7 Pin	Split Key	Block O-Key	Lost Ball	Temp Core	A2	A4	0.025	0.018
Schlage											
Classic	X	X		X		X	X				
Everest 29 S		X		X			X				
Everest 29 T		X		X			X				
Everest 29 R			X				X	X			
Classic Primus (XP)		X					X				
Everest 29 Primus (XP)		X					X				
Falcon											
Open	X	X	X		X	X					X
Restricted		X	X		X	X				X	
Schlage C		X		X							
SFIC Open		X	X				X	X	X		
SFIC Restricted		X	X				X	X	X		



Primus Face Sheet

Level 3, 4, and 9 Order Authorization

**THIS ORIGINAL FORM MUST BE MAILED TO SCHLAGE COMMERCIAL DIVISION WITH YOUR ORDER
– FAXED COPIES NOT ACCEPTABLE –**

DISTRIBUTOR INFORMATION ONLY:

DISTRIBUTOR NAME _____ DATE _____

ACCOUNT # _____ DISTRIBUTOR PO# _____

IF SOLD TO ANY ENTITY/INDIVIDUAL OTHER THAN END-USER SPECIFY NAME: _____

PRIMUS SECURITY LEVEL:

<input type="checkbox"/> 3U (no exclusivity)	<input type="checkbox"/> 4Z (time zone exclusivity)	<input type="checkbox"/> 9U (no exclusivity)	<input type="checkbox"/> 9Z (time zone exclusivity)
<input type="checkbox"/> 3G (2-digit zip exclusivity)	<input type="checkbox"/> 4N (nationwide exclusivity)	<input type="checkbox"/> 9G (2-digit zip exclusivity)	<input type="checkbox"/> 9N (nationwide exclusivity)
C l a s s i c K e y w a y s		E v e r e s t 2 9 K e y w a y s	

NEW If new, complete project information and attach Primus Signature Card (Schlage form MS-E130).

Project Name (please print or type) _____

Street (no P.O. Box) _____

City _____

State _____

Zip _____

EXISTING If existing please indicate Primus # _____ (From Primus I.D. Card)

Name and phone # of individual who is knowledgeable about this project, should any clarification be necessary:

()

Name _____

Phone _____

SHIPPING INSTRUCTIONS:

It is the policy of Schlage Commercial to ship Level 3, 4, and 9 products directly to the end user / owner to maximize control and security of your Primus cylinders and keys. Be sure that the shipping address provided below includes the name of the specific individual in your organization to whom Primus cylinders and keys should be shipped. Schlage will ship to alternate locations, if so instructed, with the understanding that the undersigned assumes full responsibility for the security and care of the material to be so shipped. **Unless otherwise specified below, Level 3, 4, and 9 products will be shipped to the original end user / owner address on file.**

Masterkeys may be shipped to a separate location if desired, at no extra charge. If all keys are to be packed and shipped separately, there is an additional charge in accordance with Schlage PKI (Pack Keys Independently) pricing as listed in Schlage's current price book.

ORDER SHIPPING ADDRESS:

Location Name _____

Attention _____

Street (no P.O. Box) _____

City _____

State _____

Zip _____

MASTER KEY ONLY SHIPPING ADDRESS:

Location Name _____

Attention _____

Street (no P.O. Box) _____

City _____

State _____

Zip _____

CHANGE KEY ONLY SHIPPING ADDRESS:

Location Name _____

Attention _____

Street (no P.O. Box) _____

City _____

State _____

Zip _____

ALL KEYS SHIPPING ADDRESS:

Location Name _____

Attention _____

Street (no P.O. Box) _____

City _____

State _____

Zip _____

SIGNATURE BLOCK:

I hereby authorize the above Schlage distributor to order material for the Primus system specified above and I certify that I am the owner, or authorized agent of the owner of the Primus High Security Cylinder System specified above and I am authorized to place this order.

AUTHORIZED SIGNATURE

DATE

Allegion
Schlage
Attn.: Primus Order Processing
3899 Hancock Expressway
Security, CO. 80911

THE PRIMUS FACESHEET MUST BE COMPLETED AND ATTACHED TO YOUR ORDER FORM.
AN INCOMPLETE PRIMUS FACESHEET WILL CAUSE UNNECESSARY DELAYS IN ORDER PROCESSING.
– FAXED COPIES NOT ACCEPTABLE –

Level 3, 4, and 9 Order Authorization

THIS SIGNATURE CARD ESTABLISHES AUTHORIZATION TO PURCHASE ADDITIONAL
 PRIMUS HIGH SECURITY PRODUCT FOR THE SECURITY SYSTEM INSTALLED AT THE ADDRESS BELOW.

**THIS ORIGINAL FORM MUST BE MAILED TO SCHLAGE COMMERCIAL DIVISION WITH YOUR ORDER
 – FAXED COPIES NOT ACCEPTABLE –**

PRIMUS SECURITY LEVEL:

3U (no exclusivity)	4Z (time exclusivity)	9U (no exclusivity)	9Z (time exclusivity)
3G (2-digit zip exclusivity)	4N (nationwide exclusivity)	9G (2-digit zip exclusivity)	9N (nationwide exclusivity)
Classic Keyways		Everest 29 Keyways	

PROJECT INFORMATION

Project Name (please print or type)

Street Address (no P.O. Box)

City

State

Zip Code

AUTHORIZED OWNER SIGNATURE(S):

If restrictions are not indicated and in multiple signature cases, the first signature will be regarded as the primary authority able to control other signers on this form.

1.

Name (please print or type)

Street (no P.O. Box)

Title or Position

City

State

Zip Code

Signature

Date

Phone Number

2.

Name (please print or type)

Street (no P.O. Box)

Title or Position

City

State

Zip Code

Signature

Date

Phone Number

3.

Name (please print or type)

Street (no P.O. Box)

Title or Position

City

State

Zip Code

Signature

Date

Phone Number

4.

Name (please print or type)

Street (no P.O. Box)

Title or Position

City

State

Zip Code

Signature

Date

Phone Number

5.

Name (please print or type)

Street (no P.O. Box)

Title or Position

City

State

Zip Code

Signature

Date

Phone Number

DEALER OR LOCKSMITH AUTHORIZATION (OPTIONAL WITH OWNER AUTHORIZATION/SIGNATURE)

_____ Dealer or Locksmith Account #		_____ Primus #	_____ Address (no P.O. Box)	
_____ Dealer or Locksmith Company Name		_____ City	_____ State	_____ Zip Code
_____ Phone Number	_____ Fax Number	_____ Contact 2 (Please print or type)		
_____ Contact 1 (Please print or type)		_____ Contact 2 Signature		
_____ Contact 1 Signature				
Effective From: _____		to _____		
Date		Date		
_____ Owners Authorization By (Please print or type)				
_____ Owners Authorization Signature		_____ Date		

SPECIAL NOTE: In the case where the end user / owner has assigned the Dealer or Primus Locksmith Signature authorization (as noted above), the Dealer or Primus Locksmith agrees to take full responsibility for validating the owner's signature as identified on the Primus Signature Card before ordering the material.

SPECIAL INSTRUCTIONS: Please indicate any restrictions to authorized individuals listed on this form when purchasing additional Primus product or duplicating keys.

Please fill out a new Primus Signature Card in the event of changes, additions or deletions in authorized signatures and send with letter requesting changes to Schlage at the address below. Primus Signature Cards are available from authorized Schlage Primus distributors and Schlage Commercial upon request. We suggest that you make a copy of this completed form for your records. A photo copy or fax of this card will not be accepted.

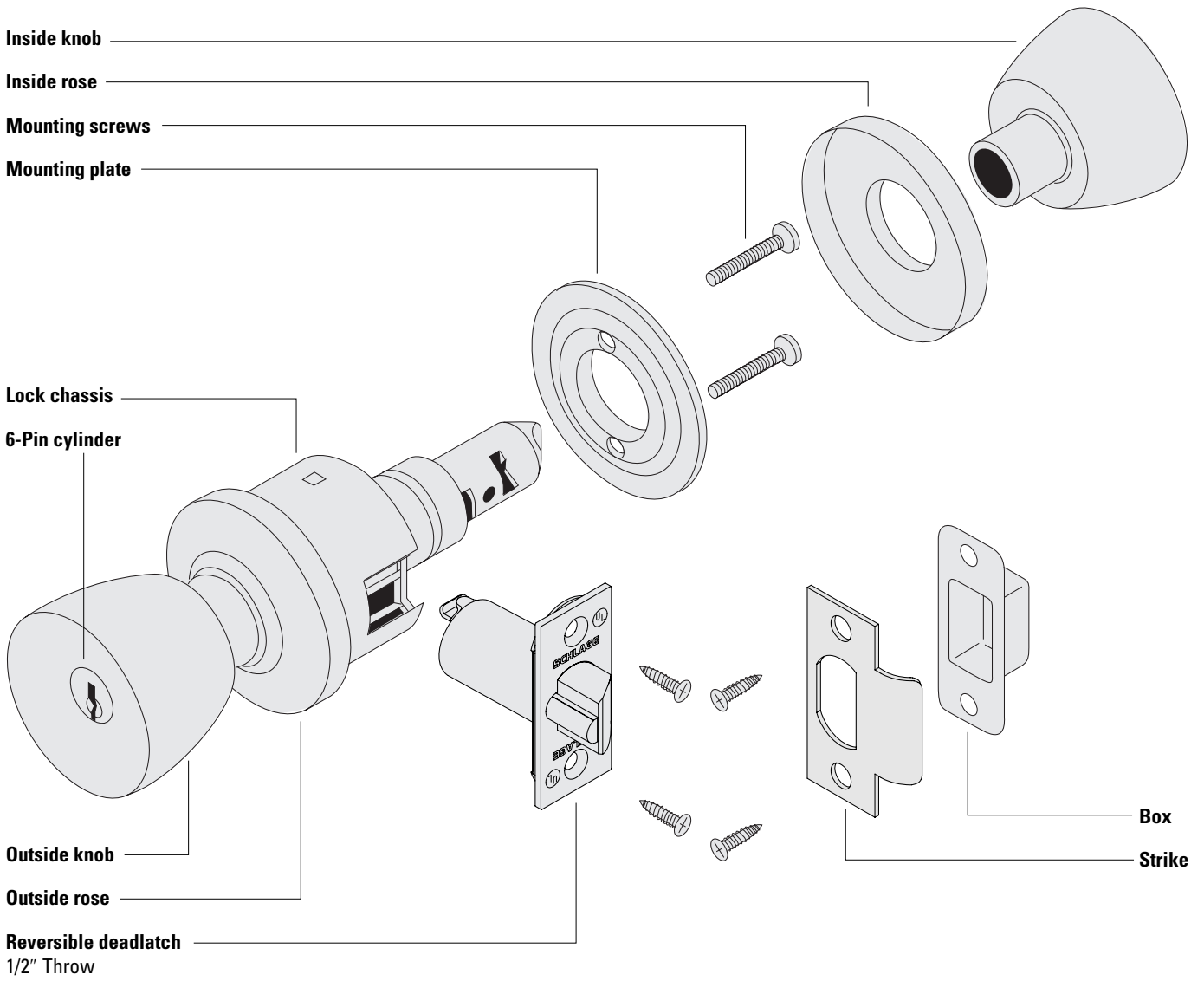
Please mail the original copy to:

Schlage
Attn: Key Control Department
3899 Hancock Expressway
Colorado Springs, CO 80911



A Series

GRADE 2 CYLINDRICAL KNOB LOCK



CYLINDRICAL
A-1
AL-Series
D-Series
ND-Series

A Series

Ordering Procedures

To order Schlage products, descriptive data should be in the same sequence as shown below.

Line Item	Qty	Product	Outside		Inside		Hand	Latch	Strike	Dr Thk	Ext	DIM	Additional Details
			DES	FIN	DES	FIN							
1	10	A53PD	PLY	626	LEV	613	-	11-085	10-001	178	EE	-	KA

- Line Item:** Line item number
- Qty:** Quantity
- Product:** Product function + Cylinder code
- Outside Des:** Outside lever design
- Outside Fin:** Outside finish
- Inside Des:** Inside lever design: Specify only if different from the outside lever design
- Inside Fin:** Inside lever finish: Specify only if different from the outside finish
- Hand:** Hand of door: N/A for A lock
- Latch:** Product latch: Leave blank for standard latch or specify part number if non-standard latch is required.
- Strike:** Product strike: Leave blank for standard strike or specify part number if non-standard strike is required.
- Dr Thk:** Door thickness: Enter door thickness if non-standard. Example: 138=1 3/8", 214=2 1/4"
- Ext:** Extension: Enter for doors 1 7/8" or greater. Example: EE=extended equally, EI=extended inside, EO=extended outside, ED=extended differently
- Dim:** Dimension: Enter only for non-standard strike lip length
- Additional Details:** Enter additional detail for keying information or special requirements

Common Pricing Information	
1.	Locks are furnished with standard features unless otherwise specified.
2.	Door thickness is 1 3/4" unless otherwise specified.
3.	Split finishes and designs will be priced at the highest list price of the design and/or finish.
4.	⌚ denotes a lock or part that requires an extended lead time.
5.	👤 denotes a handed product and requires handing to be specified.
6.	For all restricted keyways (Everest D, Everest 29 T, Quad, Numbered, Reversed) add \$17.50. This does not apply to Primus cylinders. See Terms and Conditions for ordering information and requirements.
7.	Locks, keys and cylinders containing restricted keyways require additional documentation to order. Please see Terms and Conditions for the specific requirements.
8.	Keyway must be specified for keyed functions and cylinders. If not specified, default keyway will be S123 for KA, KD and 0-bitted product and S145 for Factory managed masterkey systems.
9.	Multiple keying options are available. Locks and cylinders are furnished KD unless otherwise specified or excepted by notation.
10.	Control Keys for permanent and construction cores are not included with the lock or cylinder and must be ordered separately.
11.	Locks specified C keyway and KD will receive 6 pin cylinders keyed 5 pin with 5 pin keys. Locks specified 0-bitted will receive 6 pin cylinders with 6 pin keys.
12.	Full Size Interchangeable Cores (FSIC) are furnished 1-bitted unless otherwise specified. If 0-bitted is selected, the order will be entered as 1-bitted. This does not apply to FSIC Primus® cores.
13.	Conventional standard pinned cylinders, Primus cylinders (conventional and FSIC) can be supplied 0-bitted. If 1-bitted is selected, the order will be entered as 0-bitted.
14.	Available plug face finishes are 606 and 626. For brass or bronze finish colors, the plug face finish is 606. For chrome, nickel or stainless steel finish colors, the plug face finish is 626.
15.	Locks and cylinders will be furnished with 2 keys each as standard. Additional keys will be charge at the additional cut keys charge appropriate for the cylinder/key type

CYLINDRICAL

A-2

AL-Series

D-Series

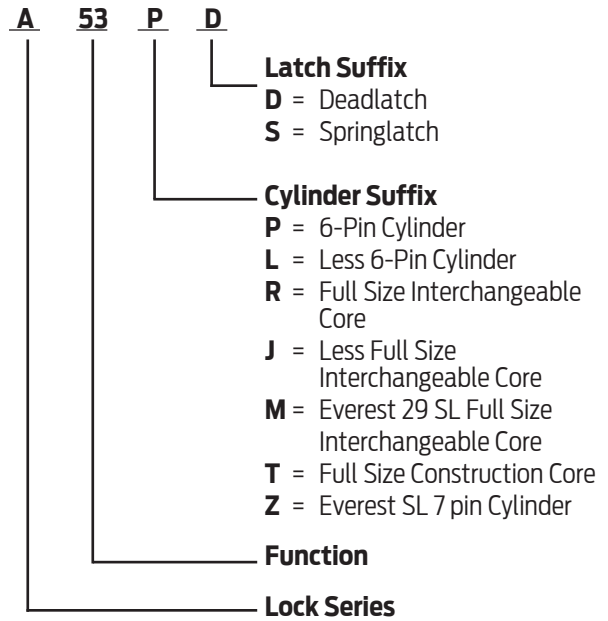
ND-Series

Table of Contents

Functions	A-4
Complete Locks	A-5
Options	A-7
Latches	A-7
Strikes	A-7
Lock Less Components	A-8
Non-Standard Door Thickness	A-8
Tamper Resistant Torx® Screws	A-8
Special Functions	A-8
Parts	A-9
Knobs and Related Components	A-9
Roses	A-9
Latches and Related Components	A-9
Strikes	A-10
Plunger Parts	A-11
Reinforcements and Adapters	A-11
Finished Miscellaneous Parts	A-12
Miscellaneous Parts	A-12
Screws	A-13
Screw Packs	A-13
Torx Screw Packs	A-13
Cylinder Reference Table	A-13

Complete Cylinders **See Cylinders Section**
How To Order **Forms & Examples**

Product Identification



Finish Codes and Descriptions

Code		Description
605	(US 3)	Bright Brass
606	(US 4)	Satin Brass
609	(US 5)	Antique Brass
612	(US 10)	Satin Bronze
613	(US 10B)	Oil Rubbed Bronze
625	(US 26)	Bright Chromium Plated
626	(US 26D)	Satin Chromium Plated
629	(US 32)	Bright Stainless Steel
630	(US 32D)	Satin Stainless Steel
643e	(US 11)	Aged Bronze

Standard Features

Certification	ANSI/BHMA Certified A156.2-2011, Series 4000, Grade 2, UL Listed for 3-hour fire door.
Latch	1" x 2 1/4", Square corner faceplate, 7/8" housing diameter, 1/2" throw
Strike	1 1/8" x 2 3/4", Square corner, T-strike, box
Backset	2 3/8"
Cylinder	6-Pin solid brass, keyed 6-pin, S123 keyway, keyed different (KD)
Door Range	1 3/8" – 1 7/8"
Keys	Two nickel silver cut keys per lock, 6-pin, S123 section



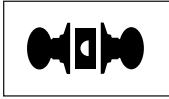
A · Functions

ANSI/BHMA Certified A156.2-2011, Series 4000, Grade 2, UL Listed for 3-hour fire door.

Non-Keyed Locks

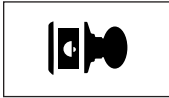
SCHLAGE ANSI

A10S F75



Passage Latch
Both knobs always unlocked.

A25D



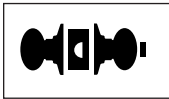
Exit Lock
Blank plate outside. Inside knob always unlocked. Specify door thickness.

A30D F77



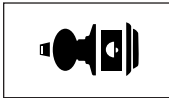
Patio Lock
Push-button locking. Turning inside knob or closing door releases button, preventing lock-out.

A40S F76




Bath/Bedroom Privacy Lock
Push-button locking. Can be unlocked from outside with small screwdriver. Turning inside knob or closing door releases button.

A43D F79



Communicating Lock
Turn-button in outer knob locks and unlocks knob and inside thumbturn.

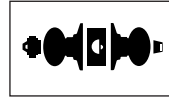
A170



Single Dummy Trim
Dummy trim for one side of door. Used for door pull or as matching inactive trim.

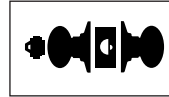
Keyed Locks

A53PD F109



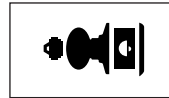
Entrance Lock
Turn/push-button locking; pushing and turning button locks outside knob, requiring use of key until button is manually unlocked. Push-button locking; pushing button locks outside knob until unlocked by key or by turning inside knob.

A70PD F84



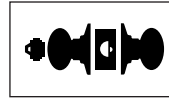
Classroom Lock
Outside knob locked and unlocked by key. Inside knob always unlocked.

A79PD



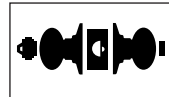
Communicating Lock With Blank Plate
Locked or unlocked by key from outside. Blank plate inside.

A80PD F86



Storeroom Lock
Outside knob fixed. Entrance by key only. Inside knob always unlocked.

A85PD F93



Faculty Restroom Lock (with Indicator Cylinder)
Outside knob fixed. Entrance by key only. Push-button in inside knob activates visual occupancy indicator, allowing only emergency master key to operate. Turning inside knob or closing door releases visual occupancy indicator. Rotation of inside spanner-button provides lock-out feature by keeping indicator activated.

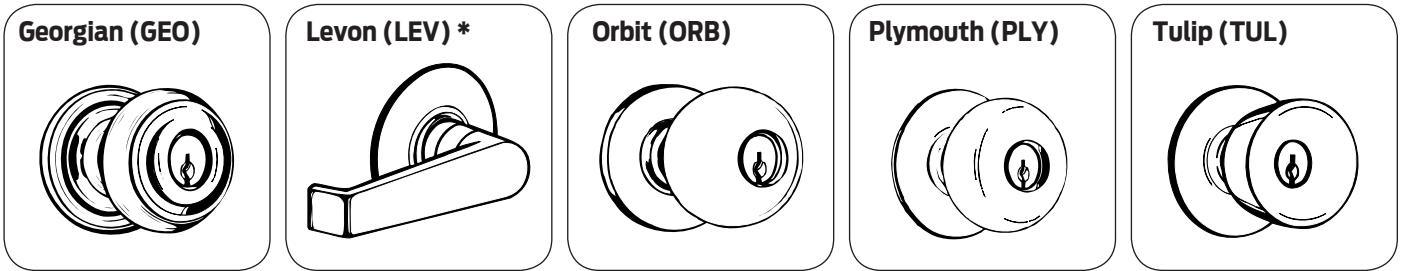
CYLINDRICAL

A-4

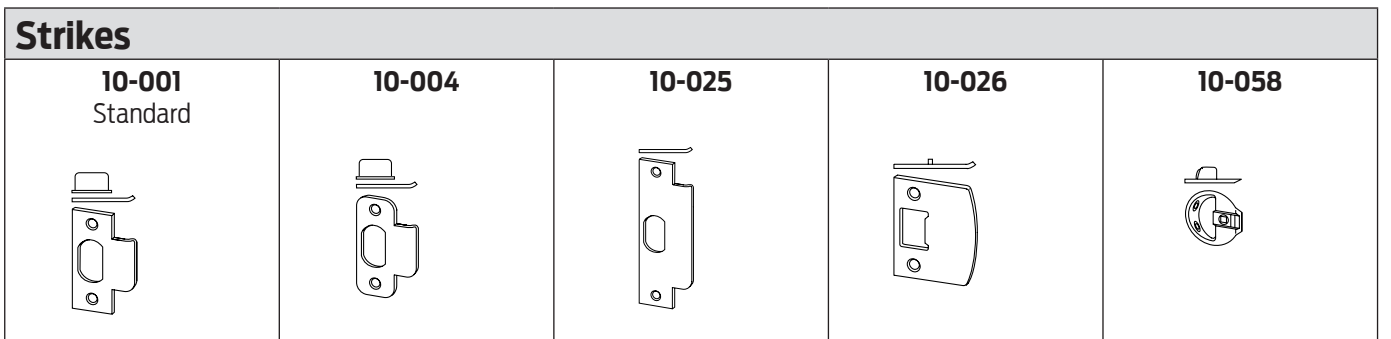
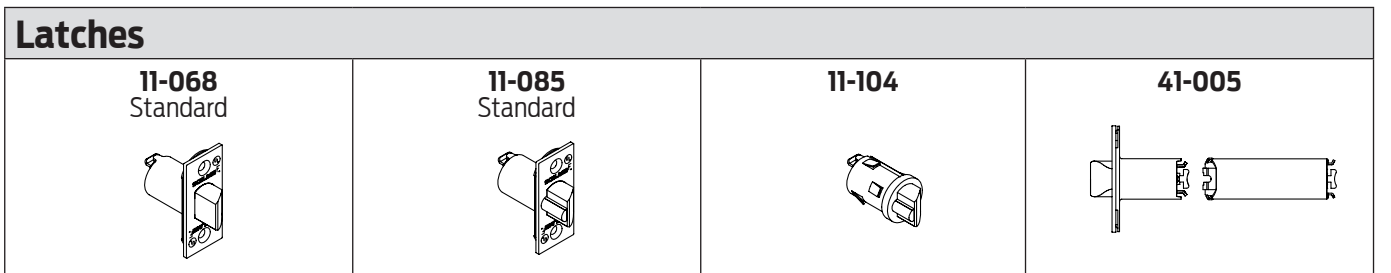

AL-Series

D-Series

ND-Series



* The Levon lever is available on inside trim for the following functions: 25, 30, 53, 70, 80 & 85.



Complete Locks - A

CYLINDRICAL

A-6

AL-Series

D-Series

ND-Series

Function	Description	Designs and Finishes			Primary Cylinder Adjustments Available Levers Available Finishes		
		ORB PLY GEO TUL LEV***			LD	RD TD	JD
		626	605 606 609 612* 625 643e*	613 629** 630**			
Keyless				ALL	ORB		
A10S	Passage	128	140	158	605 606 609 612 613 625 626 629 630 643e		
A25D	Exit, blank plate x lever						
A40S	Privacy						
A30D	Privacy, hospital	172	184	202			
A43D	Privacy, hospital	64	70	80			
A170	Single dummy						
Keyed, Single Cylinder				LD	RD TD****	JD	
A53PD	Entrance	227	239	257	-64	38	-35
A70PD	Classroom						
A80PD	Storeroom						
A79PD	Communicating	262	274	292	-95	N/A	
A85PD	Faculty Restroom Lock						
SECONDARY CYLINDER ADJUSTMENTS	Everest And Restricted Keyway - does not apply to Primus						
	Everest D & T Family & Restricted Keyways (Quad, Numbered, Reverse)				+17.50		
	SL Cylinder with Everest B or Everest R keyways				+17.50		
	Primus/Primus XP - order the lock less cylinder and the cylinder separately (prices below)						
	Single Kil Example: 1 Ea. A53LD & 1 Ea. 20-724(-XP)				+141		
Single Fsic Example: 1 Ea. A53JD & 1 Ea. 20-740(-XP)				+152			
	* Not available for GEO LEV TUL						
	** Finishes only available in PLY						
	*** The Levon lever is available on inside trim for the following functions: 25, 30, 53, 70, 80 & 85						
	**** Temporary cores (TD and HD options) require non-refundable core handling charge (50-231) of \$10.40 and will be added to the price of the lock.						

Latches		
Part Number	Backset - Hsg Dia. - Description	Lock Adjustment
Spring Latch		
11-068	2 3/8" - 7/8" - Square corner, 1" x 2 1/4"	N/C
11-069	2 3/8" - 7/8" - 1/4" Radius round corner, 1" x 2 1/4"	
11-110	2 3/8" - 1" - Circular drive in - 605 & 626 finishes only	
11-111	2 3/4" - 7/8" - Square corner, 1" x 2 1/4"	
11-112	2 3/4" - 7/8" - 1/4" Radius round corner, 1" x 2 1/4"	
11-116	2 3/4" - 1" - Square corner, 1 1/8" x 2 1/4"	
11-113	2 3/4" - 1" - Circular drive in - 605 & 626 finishes only	
11-118	3 3/4" - 1" - Square corner, 1 1/8" x 2 1/4"	
Deadlatch		
11-085	2 3/8" - 7/8" - Square corner, 1" x 2 1/4"	N/C
11-088	2 3/8" - 7/8" - 1/4" Radius round corner, 1" x 2 1/4"	
11-104	2 3/8" - 1" - Circular drive in - 605 & 626 finishes only	
11-091	2 3/4" - 7/8" - Square corner, 1" x 2 1/4"	
11-092	2 3/4" - 7/8" - 1/4" Radius round corner, 1" x 2 1/4"	
11-096	2 3/4" - 1" - Square corner, 1 1/8" x 2 1/4"	
11-105	2 3/4" - 1" - Circular drive in - 605 & 626 finishes only	
11-103	3 3/4" - 1" - Square corner, 1 1/8" x 2 1/4"	+13.60
41-005	5" - 7/8" - Backset extension link - require reinforcement when used in hollow metal door applications; must be used with 2 3/8" backset latches	+21.70

Strikes		
Part Number	Lip Length - Description	Lock Adjustment
10-001	1 1/8" - Square corner, T-strike, box, 1 1/8" x 2 3/4"	N/C
	1" - Square corner, T-strike, box, 1 1/8" x 2 3/4"	+7.70
	1 1/4" - Square corner, T-strike, box, 1 1/8" x 2 3/4"	
	1 1/2" - Square corner, T-strike, box, 1 1/8" x 2 3/4"	
	1 3/4" - Square corner, T-strike, box, 1 1/8" x 2 3/4"	
2" - Square corner, T-strike, box, 1 1/8" x 2 3/4"		
10-004	1 1/8" - 1/4" Radius round corner, T-strike, box, 1 1/8" x 2 3/4"	N/C
10-025	1 3/16" - ANSI, no box, 1 1/4" x 4 7/8"	N/C
	1 3/8" - ANSI, no box, 1 1/4" x 4 7/8"	+28.00
	1 1/2" - ANSI, no box, 1 1/4" x 4 7/8"	
10-026	1 1/8" - Square corner, full lip, no box, 1 5/8" x 2 1/4"	N/C
10-027	1 1/8" - 1/4" Radius round corner, full lip, no box, 1 5/8" x 2 1/4"	
10-058	Circular, adjustable, 1 3/4" diameter - 605 and 626 finishes only	
K510-066	Box for ANSI strike, must be specified	

Shaded items are standard components and are furnished with locks unless otherwise specified.

Locks Less Components		
Description	Specify	Lock Adjustment
Less each knob	LLL for knob design Example: A53PD LLL/PLY x PLY	-8.00
Less each rose or turn	LLL for rose design Example: A53PD PLY x PLY/LLL	-6.30
Less springlatch	LLL for latch Example: A40S PLY 605 LLL 10-004	-10.30
Less deadlatch	LLL for latch Example: A53PD PLY 626 LLL 10-025	-17.20
Less strike	LLL for strike Example: A53PD PLY 612 11-096 LLL	-3.70
Lock chassis and spring cages only	Less all possible components Example: A53LD LLL 626 LLL LLL	Sum of deducts

Non-Standard Door Thickness		
Description	Specify	Lock Adjustment
Extended Inside (EI), 2" thru 2 1/2"	Door thickness and how door is extended. Example: 2 1/2", EI	+53.70

Tamper Resistant Torx® Screws		
Specify/ Part Number	Description	Lock Adjustment
Torx Screws	Screws - Latch and Strike	+21.30

Special Functions - Extended Lead Times				
Part Number		Description	Base Lock	Lock Adjustment
Lock Function	"X" Number			
A53PD	XA11-297	A53PD with restoring slide	A53PD	+164.00

Knobs and Related Components											
Available Finishes - Specify for Listed Parts		605	606	609	612	613	625	626	629	630	643e
01-008 ORB PLY; 01-009 ORB PLY; 01-026 ORB		▪	☞	☞	▪	▪	☞	▪	☞	▪	▪
01-008 TUL GEO LEV; 01-009 TUL GEO LEV		▪	☞	☞		▪	☞	▪			
Part Number	Description	Price Each									
01-008*	Closed Knob or Lever - GEO LEV ORB PLY TUL	\$41.40									
01-009*	Open Knob or Lever - GEO LEV ORB PLY TUL										
01-018*	Open Knob - with sleeve for cylinders - GEO ORB PLY TUL	57.60									
01-026*	Full Size Core Knob - ORB	77.60									
01-053	Full size core driver and retainer - finish not required	13.40									
A501-941	Full size core retainer - finish not required	5.00									
C604-307	Full size core driver, universal - finish not required	9.70									
* Specify part number, knob style, finish. Ex: 01-009 GEO 626 (open knob, Georgian design, 626 finish)											

Roses											
Available Finishes - Specify for Listed Parts		605	606	609	612	613	625	626	629	630	643e
01-001 TUL PLY, 01-002 TUL PLY, A201-558, A501-766		▪	☞	☞	▪	▪	☞	▪	☞	▪	▪
01-001 GEO, 01-002 GEO		▪	☞	☞		▪	☞	▪			
Part Number	Description	Price Each									
01-001**	Outside Rose - TUL PLY GEO	\$31.20									
01-002**	Inside Rose - TUL PLY GEO										
A201-558	Rose, out. - A25	54.90									
A501-766	Rose, ins. - A79	49.10									
** Specify part number & finish. Ex: 01-002 PLY 626 Plymouth design, 626 finish)											

Latches and Related Components											
Available Finishes - Specify for Listed Parts		605	606	609	612	613	625	626	629	630	643e
11-068, 11-069, 11-110, 11-111, 11-112, 11-116, 11-113, 11-118, 11-085, 11-088, 11-104, 11-091, 11-092, 11-096, 11-105, 11-103		▪	▪	▪	▪	▪	▪	▪	☞	▪	▪
39-030		▪						▪			
Part Number	Backset - Hsg Dia. - Description	Price Each									
Spring Latch											
11-068	2 3/8" - 7/8" - Square corner, 1" x 2 1/4"	\$60.20									
11-069	2 3/8" - 7/8" - 1/4" Radius round corner, 1" x 2 1/4"										
11-110	2 3/8" - 1" - Circular drive in - 605 & 626 finishes only										
11-111	2 3/4" - 7/8" - Square corner, 1" x 2 1/4"										
11-112	2 3/4" - 7/8" - 1/4" Radius round corner, 1" x 2 1/4"										
11-116	2 3/4" - 1" - Square corner, 1 1/8" x 2 1/4"										
11-113	2 3/4" - 1" - Circular drive in - 605 & 626 finishes only										
11-118	3 3/4" - 1" - Square corner, 1 1/8" x 2 1/4"	64.70									
Dead Latch											
11-085	2 3/8" - 7/8" - Square corner, 1" x 2 1/4"	60.20									
11-088	2 3/8" - 7/8" - 1/4" Radius round corner, 1" x 2 1/4"										
11-104	2 3/8" - 1" - Circular drive in - 605 & 626 finishes only										
11-091	2 3/4" - 7/8" - Square corner, 1" x 2 1/4"										
11-092	2 3/4" - 7/8" - 1/4" Radius round corner, 1" x 2 1/4"										
11-096	2 3/4" - 1" - Square corner, 1 1/8" x 2 1/4"										
11-105	2 3/4" - 1" - Circular drive in - 605 & 626 finishes only										
11-103	3 3/4" - 1" - Square corner, 1 1/8" x 2 1/4"	64.70									
41-005	5" - Backset extension link - require reinforcement when used in hollow metal door applications; backset link must be used with 2 3/8" backset latches.	22.80									
39-030	Rabbeted latch and strike kit - adapts square corner latches and 2 3/4" high square corner strikes to 1/2" rabbeted door and frame preparations.	58.20									

Shaded items are standard components and are furnished with locks unless otherwise specified.

CYLINDRICAL

A-10

AL-Series

D-Series

ND-Series

Strikes											
Available Finishes - Specify for Listed Parts		605	606	609	612	613	625	626	629	630	643e
10-001, 10-004, 10-025, 10-026, 10-027		▪	▪	▪	▪	▪	▪	▪	∞	▪	▪
10-058		▪						▪			
Part Number	Lip Length - Description	Price Each									
10-001118	1 1/8" - Square corner, T-strike, box, 1 1/8" x 2 3/4"	\$6.50									
10-001100	1" - Square corner, T-strike, box, 1 1/8" x 2 3/4"	13.90									
10-001114	1 1/4" - Square corner, T-strike, box, 1 1/8" x 2 3/4"										
10-001112	1 1/2" - Square corner, T-strike, box, 1 1/8" x 2 3/4"										
10-001134	1 3/4" - Square corner, T-strike, box, 1 1/8" x 2 3/4"										
10-001200	2" - Square corner, T-strike, box, 1 1/8" x 2 3/4"										
10-004	1 1/8" - 1/4" Radius round corner, T-strike, box, 1 1/8" x 2 3/4"	11.10									
10-0251316	1 3/16" - ANSI, no box, 1 1/4" x 4 7/8"	15.20									
10-025138	1 3/8" - ANSI, no box, 1 1/4" x 4 7/8"	43.70									
10-025112	1 1/2" - ANSI, no box, 1 1/4" x 4 7/8"										
10-026	1 1/8" - Square corner, full lip, no box, 1 5/8" x 2 1/4"	7.60									
10-027	1 1/8" - 1/4" Radius round corner, full lip, no box, 1 5/8" x 2 1/4"	7.60									
10-058	Circular, adjustable, 1 3/4" diameter	10.90									
K510-066	Box for ANSI strike - finish not required	6.80									

Shaded items are standard components and are furnished with locks unless otherwise specified.

Plunger Parts																			
Available Finishes - Specify for Listed Parts										605	606	609	612	613	625	626	629	630	643e
01-055, 01-056, 01-057, 01-058, 01-060, 01-063										▪	⌘	⌘	▪	▪	⌘	▪	⌘	▪	▪
Part Number	Dimension - Design - Door Range - Description									Price Each									
01-055*	360 - Non-ORB - 1 3/8" - 1 7/8" - Plunger unit, ins. - A30																		
	424 - Non-ORB - over 1 7/8" - 2 1/4", EI - Plunger unit, ins. - A30																		
	449 - Non-ORB - over 2 1/4" - 2 1/2", EI - Plunger unit, ins. - A30																		
	428 - ORB - 1 3/8" - 1 7/8" - Plunger unit, ins. - A30																		
	492 - ORB - over 1 7/8" - 2 1/4", EI - Plunger unit, ins. - A30																		
	517 - ORB - over 2 1/4" - 2 1/2", EI - Plunger unit, ins. - A30																		
01-056*	360 - Non-ORB - 1 3/8" - 1 7/8" - Plunger unit, ins. - A40																		
	424 - Non-ORB - over 1 7/8" - 2 1/4", EI - Plunger unit, ins. - A40																		
	449 - Non-ORB - over 2 1/4" - 2 1/2", EI - Plunger unit, ins. - A40																		
	428 - ORB - 1 3/8" - 1 7/8" - Plunger unit, ins. - A40																		
	492 - ORB - over 1 7/8" - 2 1/4", EI - Plunger unit, ins. - A40																		
	517 - ORB - over 2 1/4" - 2 1/2", EI - Plunger unit, ins. - A40																		
01-057*	070 - Non-ORB - 1 3/8" - 2 1/2", EI - Plunger unit, out. - A40									\$16.30									
	135 - Non-ORB - 1 3/8" - 2 1/2", EI - Plunger unit, out. - A40																		
	070 - ORB - 1 3/8" - 2 1/2", EI - Plunger unit, out. - A40																		
	135 - ORB - 1 3/8" - 2 1/2", EI - Plunger unit, out. - A40																		
01-058*	281 - Non-ORB - 1 3/8" - 2 5/8", EI - Plunger unit, out. - A43																		
	349 - Non-ORB - 1 3/8" - 2 5/8", EI - Plunger unit, out. - A43																		
	281 - ORB - 1 3/8" - 2 5/8", EI - Plunger unit, out. - A43																		
	349 - ORB - 1 3/8" - 2 5/8", EI - Plunger unit, out. - A43																		
01-060*	360 - Non-ORB - 1 3/8" - 1 7/8" - Plunger unit, ins. - A53																		
	424 - Non-ORB - over 1 7/8" - 2 1/4", EI - Plunger unit, ins. - A53																		
	449 - Non-ORB - over 2 1/4" - 2 1/2", EI - Plunger unit, ins. - A53																		
	428 - ORB - 1 3/8" - 1 7/8" - Plunger unit, ins. - A53																		
	492 - ORB - over 1 7/8" - 2 1/4", EI - Plunger unit, ins. - A53																		
	517 - ORB - over 2 1/4" - 2 1/2", EI - Plunger unit, ins. - A53																		
01-063*	363 - Non-ORB - 1 3/8" - 1 7/8" - Plunger unit, ins. - A85									33.30									
	427 - Non-ORB - over 1 7/8" - 2 1/4", EI - Plunger unit, ins. - A85																		
	452 - Non-ORB - over 2 1/4" - 2 1/2", EI - Plunger unit, ins. - A85																		
	431 - ORB - 1 3/8" - 1 7/8" - Plunger unit, ins. - A85																		
	497 - ORB - over 1 7/8" - 2 1/4", EI - Plunger unit, ins. - A85																		
	520 - ORB - over 2 1/4" - 2 1/2", EI - Plunger unit, ins. - A85																		
* Specify part number, dimension, design & finish. Ex: 01-060 492 ORB 626																			

Reinforcements and Adapters		
Part Number	Description	Price Each
37-001	Metal door reinforcer kit, fits both 7/8" and 1" diameter housings - Specify door thickness, includes A501-567 and A501-565 or A501-566.	39.30
A501-565	Reinforcer for 1 3/8" thick non-reinforced metal doors. Fits both 7/8" and 1" diameter housings.	19.80
A501-566	Reinforcer for 1 3/4" thick non-reinforced metal doors. Fits both 7/8" and 1" diameter housings.	
A501-567	3 1/2" Long latch housing sleeve used to reinforce joint between latch and backset link or to hold latch in metal doors.	12.30
A501-878**	Faceplate adapter to adapt 1" faceplate to 1 1/8" door preparation	0.78
G506-815	1" Long latch housing sleeve to adapt 7/8" housing to 1" bore	6.90
**	Order in multiples of 100	

CYLINDRICAL

A-11

AL-Series

D-Series

ND-Series

CYLINDRICAL

A-12

AL-Series

D-Series

ND-Series

Finished Miscellaneous Parts										
Available Finishes - Specify for Listed Parts										
	605	606	609	612	613	625	626	629	630	643e
38-018, A201-330, A201-399, A201-406, A201-684, A201-688, A301-403, A301-404, A301-405, A301-406	▪	⊗	⊗	▪	▪	⊗	▪	⊗	▪	▪
Part Number	Description									Price Each
38-018	Thin door extension ring (2 required per lock)									13.20
A201-330	Non-threaded chassis, less knob & rose - A170									44.70
A201-399	Hub & cap, out. (except A10, A25, A40, A43)									32.10
A201-406	Hub & cap, out. - A10, A40, A43									
A201-684	Threaded chassis, less knob & rose - A170									44.70
A201-688	Turn unit, ins. - A43									54.90
A301-403	Housing & cap, 1 3/8" thru 1 7/8" door (except A43, A79)									12.10
A301-404	Housing & cap, 1 7/8" thru 2 1/4" door, EI (except A43, A79)									
A301-405	Housing & cap, 2 1/4" thru 2 1/2" door, EI (except A43, A79)									
A301-406	Threaded housing & cap, ins. (except A43, A79)									12.20

Miscellaneous Parts										
Part Number	Description									Price Each
A201-370	Cam & driver - A80									\$9.80
A201-377	Mounting plate, ins. (except A43, A79)									10.00
A301-386*	Spindle & catch, ins. (except A43, A79)									
A301-387	Spindle & catch, out. (except A25, A43)									
A301-391*	Cam unit - A30									
A301-402	Cam unit, out. - A40, A53, A85									41.50
A301-409*	Spindle, 1 7/8" thru 2 1/4" door, EI (except A43, A79)									
A301-410*	Spindle, 2 1/4" thru 2 1/2" door, EI (except A43, A79)									
A500-001	Spindle, ins., 2" thru 2 1/4" door, EI - A43									16.90
A500-002	Spindle, ins., 2 1/2" door, EI - A43									
A501-167	Threaded rod for mounting A170s as double dummy set									16.90
A501-305	Hub plate, ins. (except A79)									7.90
A501-498	Hub, 1 3/8" door - A25									11.90
A501-499	Hub, 1 3/4" door - A25									12.10
A501-615	Spindle wedge - A80, A85									7.40
A501-633	Spindle, ins. - A43									8.80
A501-710	Swivel sleeve - A85 (except ORB design)									7.50
A501-721	Cam plug - A70, A79									22.70
A501-767	Mounting plate - A79									7.50
A501-768	Hub plate, ins. - A79									
A501-791	Cam & plug spacer - A70, A79									4.60
A501-874	Hub plate, out. - A25									11.90
A501-901	Plate, out. - A80, A85									5.30
A508-399	Plate, out. (except A25, A80, A85)									10.10
A508-597	Spring separator (except A10, A25, A40, A43) - require frame A508-598									7.50
A700-017	Spiral cam - A70, A79									11.20
A508-598	Frame									12.10
A508-600	Housing - A43, A79									16.70
A508-605	Slide spring									7.50
A508-640	Spacer, ORB knob									8.40
A508-641	Slide stop - A43									30.60
A590-158*	Slide, restoring - A30, A85									7.50
A590-159	Slide, non-restoring - A43, A53, A70, A79, A80									
A590-180	Slide, restoring - A40									
A590-181	Slide, non-restoring - A10, A25									
C503-008**	Cotter pin									0.70
G570-232	Plug, spindle, lever designs only - A10									13.80
*	Parts that are not directly interchangeable with locks manufactured before 1984									
**	Order in multiples of 100									

Screws													
Available Finishes - Specify for Listed Parts				605	606	609	612	613	625	626	629	630	643e
A508-649, A508-650, C603-256, C603-897				▪	☒	☒	▪	▪	☒	▪	☒	▪	▪
Part Number	Door Thickness - Description	Type	Size	Price Each									
A501-161*	1 3/8" - 1 7/8" - Mounting, All (except A43, A79)	POH Mach	10-32 x 1 1/8"	1.00									
A501-818*	2" - 2 1/2", EI - Mounting, All (except A43, A79)	POH Mach	10-32 x 2 1/16"	1.20									
A501-769*	1 3/8" - 2" - Mounting, A79	POMH 1-way	10-32 x 1 1/8"	1.40									
A501-770*	2" - 2 3/4", EI - Mounting, A79	POMH 1-way	10-32 x 2"	1.40									
A508-649*	1 3/8" - 1 7/8" - Mounting, A43	Torx screw (T-20)	10-32 x 1 1/8"	26.20									
A508-650*	2" - 2 1/2", EI - Mounting, A43	Torx screw (T-20)	10-32 x 2"	1.00									
C603-256*	ANSI strike	PFH Combo	12-24 x 1"	0.90									
C603-897*	Latch and strike	PFH Combo	8-32 x 3/4"	0.90									
* Order in multiples of 100													

Screw Packs													
Available Finishes - Specify for Listed Parts				605	606	609	612	613	625	626	629	630	643e
A201-811, A201-812				▪	☒	☒	▪	▪	☒	▪	☒	▪	▪
Part Number	Description	Contents		Price Each									
A201-811	Mounting, latch and strike (except A43, A170)	(2) A501-161 (4) C603-897		\$8.30									
A201-812	Mounting, A170	(3) C603-897		6.40									
A201-814	Mounting, A43	(2) A508-649		5.00									

Torx Screw Packs													
Available Finishes - Specify for Listed Parts				605	606	609	612	613	625	626	629	630	643e
C203-311, C203-312				▪	☒	☒	▪	▪	☒	▪	☒	▪	▪
Part Number	Description	Contents		Price Each									
C203-311**	Latch and strike	(4) C503-766 (T-15)		\$21.30									
C203-312**	Latch and ANSI strike	(2) C503-766 (T-15) (2) L583-371 (T-20)											
** Torx screw packs are furnished with appropriate T-xx installation tool(s)													

Cylinder Reference Table										
Available Finishes - Specify for Listed Parts				606, 626						
Part Number	Cylinder Mechanism	Function	Design	Price Each		Price Each - Restricted				
21-002/122, 20-724/XP/122, 20-524/XP/122, 21-003/168, 91-052, 91-752-XP, 91-552-XP										
21-002	Standard	Standard Functions	Except Orbit	\$64.00		\$81.50				
91-004	Everest SL (R/B Keyways only)									
20-724	Primus			141.00						
20-724-XP	Primus XP					141.00				
91-704-XP	Everest SL Primus XP (R/B Keyways only)					141.00				
20-524	Primus UL437			174.00						
20-524-XP	Primus UL437 XP					174.00				
91-504-XP	Everest SL Primus XP UL 437 (R/B Keyways only)					174.00				
21-002-122	Standard			64.00		81.50				
91-005	Everest SL (R/B Keyways only)					81.50				
20-724-122	Primus			141.00						
20-724-XP-122	Primus XP					141.00				
91-705-XP	Everest SL Primus XP (R/B Keyways only)					141.00				
20-524-122	Primus UL437			174.00						
20-524-XP-122	Primus UL437 XP			174.00						
91-505-XP	Everest SL Primus XP UL 437 (R/B Keyways only)			174.00						
Complete cylinder discontinued but may be assembled in the field	Standard	A73 Orbit								
	Primus									
	Primus XP									
	Primus UL437									
21-003	Standard	A85	Except Orbit	95.00		112.50				
			Orbit	95.00		112.50				
21-003-168	Standard	A85	Orbit	95.00		112.50				

CYLINDRICAL

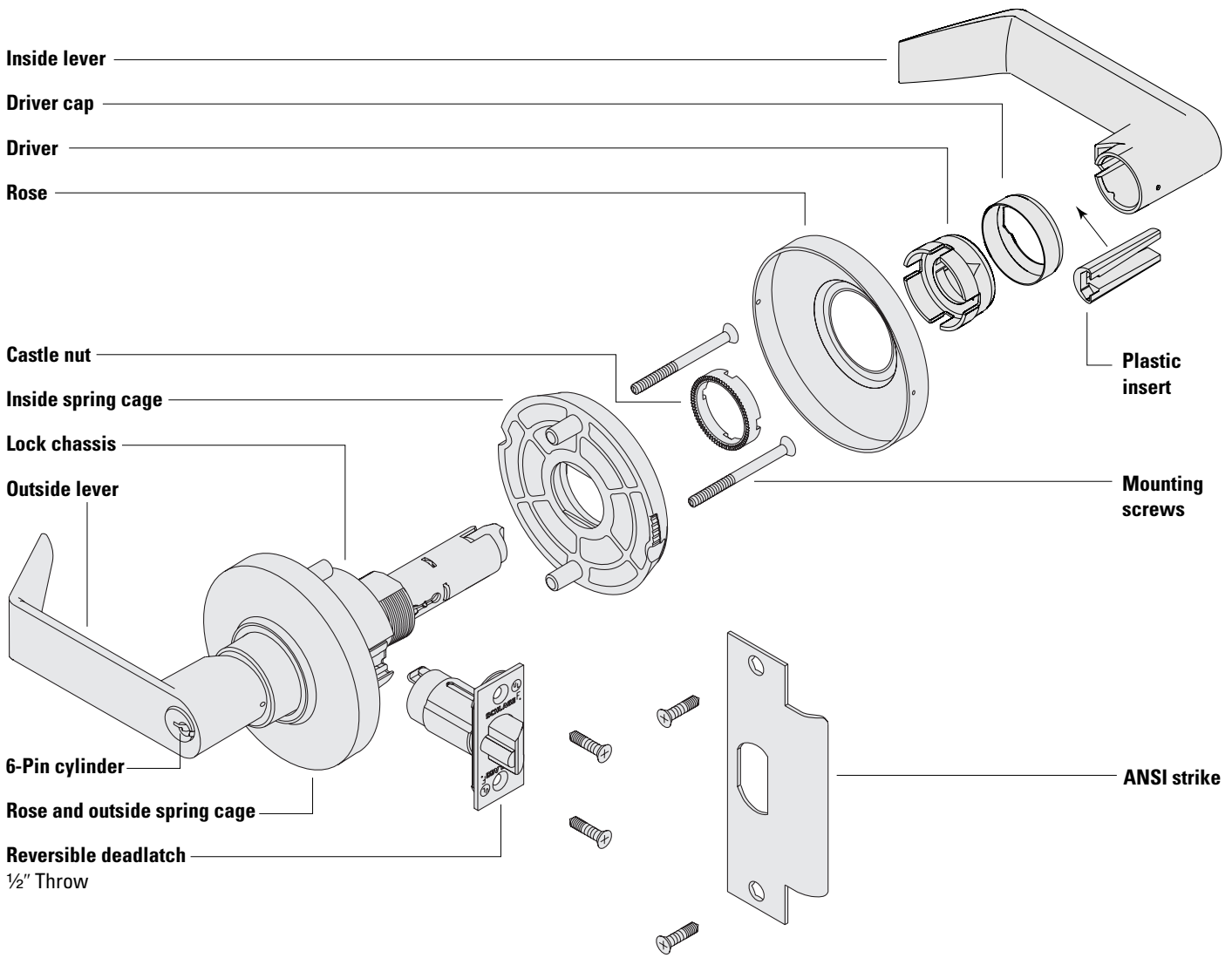
A-14

AL-Series

D-Series

ND-Series

AL Series 
 GRADE 2 CYLINDRICAL LEVERED LOCK



CYLINDRICAL
A-Series
AL-1
D-Series
ND-Series

 Indicates products that have EPD documentation available and meet LEED v4.

AL Series

Ordering Procedures

To order Schlage products, descriptive data should be in the same sequence as shown below.

Line Item	Qty	Product	Outside		Inside		Hand	Latch	Strike	Dr Thk	Ext	DIM	Additional Details
			DES	FIN	DES	FIN							
1	10	AL53PD	SAT	626	NEP	619	-	11-096	10-025	200	EE	-	-

- Line Item:** Line item number
- Qty:** Quantity
- Product:** Product function + Cylinder code
- Outside Des:** Outside lever design
- Outside Fin:** Outside finish
- Inside Des:** Inside lever design: Specify only if different from the outside lever design
- Inside Fin:** Inside lever finish: Specify only if different from the outside finish
- Hand:** Hand of door: N/A for AL lock
- Latch:** Product latch: Leave blank for standard latch or specify part number if non-standard latch is required.
- Strike:** Product strike: Leave blank for standard strike or specify part number if non-standard strike is required.
- Dr Thk:** Door thickness: Enter door thickness if non-standard. Example: 138=1 3/8", 214=2 1/4"
- Ext:** Extension: Enter for doors 1 7/8" or greater. Example: EE=extended equally, EI=extended inside, EO=extended outside, ED=extended differently
- Dim:** Dimension: Enter only for non-standard strike lip length
- Additional Details:** Enter additional detail for keying information or special requirements



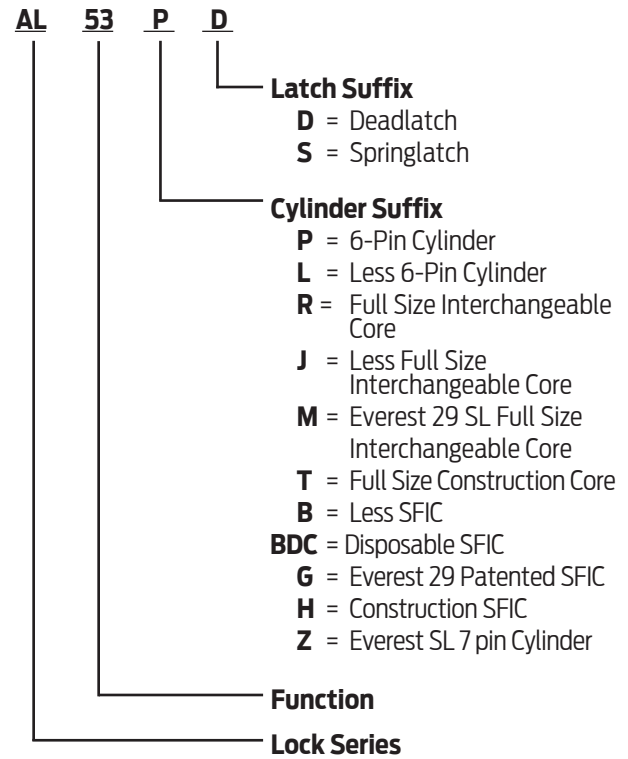
Common Pricing Information	
1.	Locks are furnished with standard features unless otherwise specified.
2.	Door thickness is 1 3/4" unless otherwise specified.
3.	Split finishes and designs will be priced at the highest list price of the design and/or finish.
4.	 denotes a lock or part that requires an extended lead time.
5.	 denotes a handed product and requires handing to be specified.
6.	For all restricted keyways (Everest D, Everest 29 T, Quad, Numbered, Reversed) add \$17.50. This does not apply to Primus cylinders. See Terms and Conditions for ordering information and requirements.
7.	Locks, keys and cylinders containing restricted keyways require additional documentation to order. Please see Terms and Conditions for the specific requirements.
8.	Keyway must be specified for keyed functions and cylinders. If not specified, default keyway will be S123 for KA, KD and 0-bitted product and S145 for Factory managed masterkey systems.
9.	Multiple keying options are available. Locks and cylinders are furnished KD unless otherwise specified or excepted by notation.
10.	Control Keys for permanent and construction cores are not included with the lock or cylinder and must be ordered separately.
11.	Locks specified C keyway and KD will receive 6 pin cylinders keyed 5 pin with 5 pin keys. Locks specified 0-bitted will receive 6 pin cylinders with 6 pin keys.
12.	Full Size Interchangeable Cores (FSIC) are furnished 1-bitted unless otherwise specified. If 0-bitted is selected, the order will be entered as 1-bitted. This does not apply to FSIC Primus® cores.
13.	Conventional standard pinned cylinders, Primus cylinders (conventional and FSIC) can be supplied 0-bitted. If 1-bitted is selected, the order will be entered as 0-bitted.
14.	Available plug face finishes are 606 and 626. For brass or bronze finish colors, the plug face finish is 606. For chrome, nickel or stainless steel finish colors, the plug face finish is 626.
15.	Locks and cylinders will be furnished with 2 keys each as standard. Additional keys will be charge at the additional cut keys charge appropriate for the cylinder/key type

Table of Contents

Functions	AL-4
Complete Locks	AL-5
Options	AL-7
Latches	AL-7
Strikes	AL-7
Lock Less Components.....	AL-8
Non-Standard Door Thickness	AL-8
Miscellaneous Lock Options.....	AL-8
Special Functions.....	AL-8
Parts	AL-9
Levers and Related Components.....	AL-9
Roses.....	AL-9
Latches and Related Components	AL-10
Strikes.....	AL-10
Plunger Parts.....	AL-11
Reinforcements and Adapters.....	AL-11
Parts for 2" Doors.....	AL-11
Hub, Frame and Housing Kits – For Locks Manufactured before May, 2003 ...	AL-11
Miscellaneous Parts.....	AL-12
Special Parts.....	AL-12
Screws.....	AL-13
Screw Packs	AL-13
Torx Screw Packs	AL-13
Cylinder Reference Table	AL-13
Complete Cylinders	See Cylinders Section
How To Order	Forms & Examples

Product Identification



SFIC = Small Format (Best® Style) Interchangeable Core

Finish Codes and Descriptions

Code		Description
605	(US 3)	Bright Brass
606	(US 4)	Satin Brass
609	(US 5)	Antique Brass
612	(US 10)	Satin Bronze
613	(US 10B)	Oil Rubbed Bronze
619	(US 15)	Satin Nickel
622	(US 19)	Matte Black
625	(US 26)	Bright Chromium Plated
626	(US 26D)	Satin Chromium Plated
626AM		Antimicrobial Coating on Satin Chromium
643e	(US11)	Aged Bronze

Standard Features

Certification	ANSI/BHMA Certified A156.2-2011, Series 4000, Grade 2, UL Listed for 3-hour fire door.
Latch	1 1/8" x 2 1/4", Square corner faceplate, 1" housing diameter, 1/2" throw
Strike	1 1/4" x 4 7/8", ANSI, Square corner, no box
Backset	2 3/4"
Cylinder	6-Pin solid brass, keyed 6-pin, S123 keyway, keyed different (KD)
Door Range	1 3/8" – 1 7/8"
Keys	Two nickel silver cut keys per lock, 6-pin, S123 section

Indicates products that have EPD documentation available and meet LEED v4.



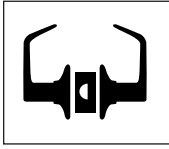
AL · Functions

ANSI/BHMA Certified A156.2-2011, Series 4000, Grade 2, UL Listed for 3-hour fire door.

Non-Keyed Locks

SCHLAGE ANSI

AL10S F75



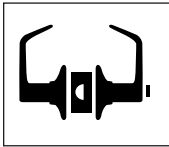
Passage Latch
Both levers always unlocked.

AL25D



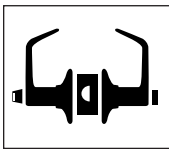
Exit Lock
Blank plate outside. Inside lever always unlocked. Specify door thickness.

AL40S F76



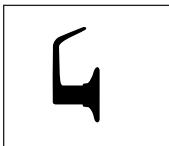
Bath/Bedroom Privacy Lock
Push-button locking. Can be unlocked from outside with small screwdriver, not included. Turning inside lever or closing door releases button.

AL44S



Hospital Privacy Lock
Push-button locking. Unlocked from outside by turning emergency turn-button. Turning inside lever or closing door releases button.

AL170

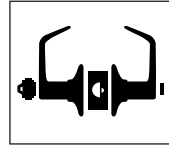


Single Dummy Trim
Dummy trim for one side of door. Used for door pull or as matching inactive trim.

Keyed Locks

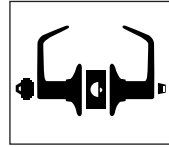
SCHLAGE ANSI

AL50PD F82



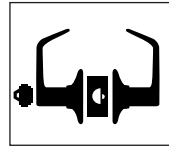
Entrance/Office Lock
Push-button locking. Push-button locks outside lever until unlocked with key or by rotating inside lever.

AL53PD F109



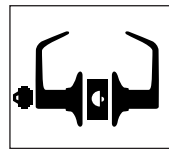
Entrance Lock
Turn/push-button locking; pushing and turning button locks outside lever requiring use of key until button is manually unlocked. Push-button locking; pushing button locks outside lever until unlocked by key or by turning inside lever.

AL70PD F84



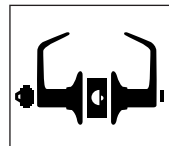
Classroom Lock
Outside lever locked and unlocked by key. Inside lever always unlocked.

AL80PD F86



Storeroom Lock
Outside lever fixed. Entrance by key only. Inside lever always unlocked.

AL85PD F93



Faculty Restroom Lock (with Indicator Cylinder)
Outside lever fixed. Entrance by key only. Push-button in inside lever activates visual occupancy indicator, allowing only emergency masterkey to operate. Turning inside lever or closing door releases visual occupancy indicator. Rotation of inside spanner-button provides lock-out feature by keeping indicator activated.

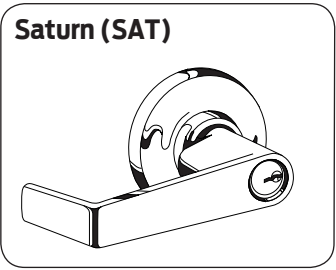
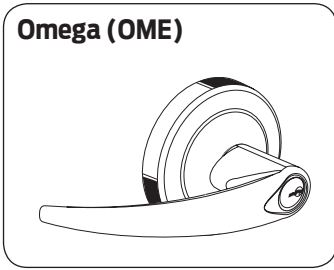
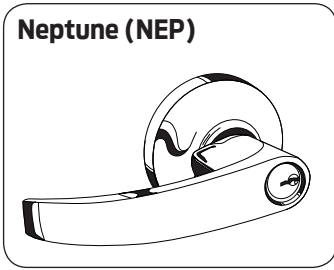
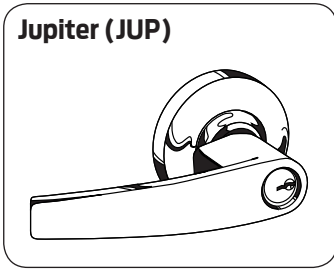
CYLINDRICAL

A-Series

AL-4

D-Series

ND-Series



Commercial Lever Suite				
AL Lock	L Lock Levers	98/99 Exit	ND Levers	S Lock
Jupiter	07	07	Athens	Jupiter
Omega	Omega	16	Omega	
Neptune	17	17	Sparta	Neptune
Saturn	06	06	Rhodes	Saturn

Tactile Options

Tactile Warning (knurling)

Saturn Lever Shown

Roses

<p>Inside/Outside Rose - Rhodes Levers: JUP, NEP, SAT Size: 3 7/16" dia.</p>	<p>Inside/Outside Rose - Omega Levers: OME Size: 3 7/16" dia.</p>
---	--

Latches

<p>11-068</p>	<p>11-088</p>	<p>11-096 Standard</p>	<p>11-104</p>	<p>11-116</p>
----------------------	----------------------	-----------------------------------	----------------------	----------------------

Strikes

<p>10-001</p>	<p>10-025 Standard</p>	<p>10-027</p>	<p>10-058</p>
----------------------	-----------------------------------	----------------------	----------------------

AL - Complete Locks

CYLINDRICAL

A-Series

AL-6

D-Series

ND-Series

Function	Description	Designs and Finishes			PRIMARY CYLINDER ADJUSTMENTS AVAILABLE LEVERS AVAILABLE FINISHES					
		JUP NEP OME SAT								
		626	605 606 609 612 619 622 625 643e	613 626AM						
Keyless					LD	RD TD**	JD	BD BDC	GD	HD**
AL10S	Passage	192	204	222	ALL	JUP NEP SAT*				
AL25D	Exit, blank plate x lever	209	221	239		605 606 609 612 613 619 622 625 626 643e 6626AM				
AL40S	Privacy	218	230	248	LD	RD TD	JD	BD BDC	GD	HD
AL44S	Privacy, hospital				605 606 609 612 613 619 622 625 626 643e 6626AM					
AL170	Single dummy	111	117	127	LD CD	RD TD	JD	BD BDC	GD	HD
Keyed, Single Cylinder										
AL50PD	Entrance/Office	279	291	309	-64	38	-35	N/C	84	44
AL53PD	Entrance									
AL70PD	Classroom									
AL80PD	Storeroom									
AL85PD	Faculty Restroom Lock	321	333	351	-95	Not Available				
Secondary Cylinder Adjustments	EVEREST AND RESTRICTED KEYWAY - DOES NOT APPLY TO PRIMUS									
	EVEREST D & T FAMILY & RESTRICTED KEYWAYS (QUAD, NUMBERED, REVERSE)							+17.50		
	SL Cylinder with Everest B or Everest R keyways							+17.50		
	PRIMUS/PRIMUS XP - ORDER THE LOCK LESS CYLINDER AND THE CYLINDER SEPARATELY (PRICES BELOW)									
	SINGLE KIL EXAMPLE: 1 EA. AL53LD & 1 EA. 20-728(-XP)							+141.00		
SINGLE FSIC EXAMPLE: 1 EA. AL53JD & 1 EA. 20-740(-XP)							+152.00			
* Only lever available in 609 finish for FSIC and SFIC										
** Temporary cores (TD and HD options) require non-refundable core handling charge (50-231) of \$10.40 and will be added to the price of the lock.										

Latches		
Part Number	Backset - Hsg Dia - Description	Lock Adjustment
Spring Latch		
11-068	2 3/8" - 7/8" - Square corner, 1" x 2 1/4"	N/C
11-069	2 3/8" - 7/8" - 1/4" Radius round corner, 1" x 2 1/4"	
11-110	2 3/8" - 1" - Circular drive in - 605 & 626 finishes only	
11-111	2 3/4" - 7/8" - Square corner, 1" x 2 1/4"	
11-112	2 3/4" - 7/8" - 1/4" Radius round corner, 1" x 2 1/4"	
11-116	2 3/4" - 1" - Square corner, 1 1/8" x 2 1/4"	
11-113	2 3/4" - 1" - Circular drive in - 605 & 626 finishes only	
11-118	3 3/4" - 1" - Square corner, 1 1/8" x 2 1/4"	
Deadlatch		
11-085	2 3/8" - 7/8" - Square corner, 1" x 2 1/4"	N/C
11-088	2 3/8" - 7/8" - 1/4" Radius round corner, 1" x 2 1/4"	
11-104	2 3/8" - 1" - Circular drive in - 605 & 626 finishes only	
11-091	2 3/4" - 7/8" - Square corner, 1" x 2 1/4"	
11-092	2 3/4" - 7/8" - 1/4" Radius round corner, 1" x 2 1/4"	
11-096	2 3/4" - 1" - Square corner, 1 1/8" x 2 1/4"	
11-105	2 3/4" - 1" - Circular drive in - 605 & 626 finishes only	
11-103	3 3/4" - 1" - Square corner, 1 1/8" x 2 1/4"	
41-005	5" - Backset extension link - require reinforcement when used in hollow metal door applications; backset link must be used with 2 3/4" backset latches	+21.70

Strikes		
Part Number	Lip Length - Description	Lock Adjustment
10-001	1 1/8" - Square corner, T-strike, box, 1 1/8" x 2 3/4"	N/C
	1" - Square corner, T-strike, box, 1 1/8" x 2 3/4"	+7.70
	1 1/4" - Square corner, T-strike, box, 1 1/8" x 2 3/4"	
	1 1/2" - Square corner, T-strike, box, 1 1/8" x 2 3/4"	
	1 3/4" - Square corner, T-strike, box, 1 1/8" x 2 3/4"	
	2" - Square corner, T-strike, box, 1 1/8" x 2 3/4"	
10-004	1 1/8" - 1/4" Radius round corner, T-strike, box, 1 1/8" x 2 3/4"	N/C
10-025	1 3/16" - ANSI, no box, 1 1/4" x 4 7/8"	N/C
	1 3/8" - ANSI, no box, 1 1/4" x 4 7/8"	+28.00
	1 1/2" - ANSI, no box, 1 1/4" x 4 7/8"	
10-026	1 1/8" - Square corner, full lip, no box, 1 5/8" x 2 1/4"	N/C
10-027	1 1/8" - 1/4" Radius round corner, full lip, no box, 1 5/8" x 2 1/4"	
10-058	Circular, adjustable, 1 3/4" diameter - 605 and 626 finishes only	
K510-066	Box for ANSI strike, must be specified	

Shaded items are standard components and are furnished with locks unless otherwise specified.

CYLINDRICAL

Locks Less Components		
Description	Specify	Lock Adjustment
Less each lever	LLL for lever design Example: AL53PD LLL/JUP x SAT	-9.60
Less each rose	LLL for rose design Example: AL53PD SAT x SAT/LLL	-11.90
Less springlatch	LLL for latch Example: AL40S SAT 605 LLL 10-025	-11.90
Less deadlatch	LLL for latch Example: AL53PD SAT 626 LLL 10-025	-19.30
Less strike	LLL for strike Example: AL53PD ATH 612 11-096 LLL	-4.60
Lock chassis and spring cages only	Less all possible components Example: AL53LD LLL 626 LLL LLL, lever chassis	Sum of deducts

A-Series

Non-Standard Door Thickness		
Description	Specify	Lock Adjustment
Extended Equally (EE), over 1 7/8" – 2" (SFIC not available for 1 7/8" - 2" door thickness)	Door thickness and how door is extended. Example: 2", EE	+5.00

AL-8

Miscellaneous Lock Options		
Specify/Part Number	Description	Lock Adjustment
8SA	Tactile Lever - Saturn	+45.80*
Torx Screws	Screws - Latch and Strike	+21.30
	* Per lever	

D-Series

Special Functions - Extended Lead Times				
Part Number		Function - Description	Base Lock	Lock Adjustment (Base Lock)
Lock Function	"X" Number			
AL50PD	XA11-297	AL50PD with restoring slide	AL50PD	184.00
AL53PD	XA11-297	AL53PD with restoring slide	AL53PD	

ND-Series

Levers and Related Components												
Available Finishes - Specify for Listed Parts		605	606	609	612	613	619	622	625	626	643e	626AM
51-021, 51-023, 51-025, 51-026, 51-022 SAT, 51-024 SAT, A700-041		▪	▪	0x	▪	▪	▪	▪	▪	▪	▪	0x
51-022 JUP NEP, 51-024 JUP NEP		▪	▪		▪	▪	▪	▪	▪	▪	▪	0x
Part Number	Description	Price Each										
51-021*	Closed Lever - JUP NEP OME SAT - locks man. before June 2003	\$90.40										
51-023*	Open Lever - JUP NEP OME SAT - locks man. before June 2003											
51-025*	Closed Lever - JUP NEP OME SAT - locks man. after June 2003											
51-026*	Open Lever - JUP NEP OME SAT - locks man. after June 2003											
51-022*	Full Size Core Lever - JUP NEP SAT	77.60										
51-024*	Small Format Core Lever & lever insert- JUP NEP SAT	85.30										
A700-041	Driver cap, 1 3/8" - 1 7/8" doors - for locks man. after May 2002	4.40										
A700-039	Driver, 1 3/8" - 1 7/8" doors - for locks man. after May 2002	20.80										
A700-045	Lever insert for SFIC	7.20										
A700-052	FSIC Core Driver, Universal	9.50										
A700-021	SFIC Core Retainer	7.40										
C604-381	SFIC Core Throw Member	8.70										
D500-000	SFIC Core Spacer - 2 spacers required for 6-pin, 1 spacer required for 7-pin	1.60										
A700-047	Interchangeable core lever insert, 1 3/8" - 1 7/8" doors	7.20										
A700-044	Lever insert, 1 3/8" - 1 7/8" doors for locks man. after May 2002	6.70										
*	Specify part number, lever style, finish. Ex: 51-025 NEP 626 (closed lever, Jupiter design, 626 finish)											

Roses												
Available Finishes - Specify for Listed Parts		605	606	609	612	613	619	622	625	626	643e	626AM
04-060		▪	▪	0x	▪	▪	▪	▪	▪	▪	▪	0x
C604-402		▪	▪	0x	▪	▪	▪	▪	▪	▪	▪	
Part Number	Description	Price Each										
04-060**	Outside / Inside Rose - RHO OME	\$104.00										
C604-402	Blank Plate, AL25	106.00										
**	Specify part number, lever style, finish. Ex: 04-060 RHO 626 (Rhodes design, 626 finish)											

CYLINDRICAL

A-Series

AL-9

D-Series

ND-Series

CYLINDRICAL

A-Series

AL-10

D-Series

ND-Series

Latches and Related Components												
Available Finishes - Specify for Listed Parts		605	606	609	612	613	619	622	625	626	643e	626AM
11-068, 11-069, 11-110, 11-111, 11-112, 11-116, 11-113, 11-118, 11-085, 11-088, 11-104, 11-091, 11-092, 11-096, 11-105, 11-103		▪	▪	▪	▪	▪	▪	▪	▪	▪	▪	
39-030		▪								▪		
Part Number	Backset - Hsg Dia - Description	Price Each										
Spring Latch												
11-068	2 3/8" - 7/8" - Square corner, 1" x 2 1/4"	\$60.20										
11-069	2 3/8" - 7/8" - 1/4" Radius round corner, 1" x 2 1/4"											
11-110	2 3/8" - 1" - Circular drive in - 605 & 626 finishes only											
11-111	2 3/4" - 7/8" - Square corner, 1" x 2 1/4"											
11-112	2 3/4" - 7/8" - 1/4" Radius round corner, 1" x 2 1/4"											
11-116	2 3/4" - 1" - Square corner, 1 1/8" x 2 1/4"											
11-113	2 3/4" - 1" - Circular drive in - 605 & 626 finishes only	64.70										
11-118	3 3/4" - 1" - Square corner, 1 1/8" x 2 1/4"											
Dead Latch												
11-085	2 3/8" - 7/8" - Square corner, 1" x 2 1/4"	60.20										
11-088	2 3/8" - 7/8" - 1/4" Radius round corner, 1" x 2 1/4"											
11-104	2 3/8" - 1" - Circular drive in - 605 & 626 finishes only											
11-091	2 3/4" - 7/8" - Square corner, 1" x 2 1/4"											
11-092	2 3/4" - 7/8" - 1/4" Radius round corner, 1" x 2 1/4"											
11-096	2 3/4" - 1" - Square corner, 1 1/8" x 2 1/4"											
11-105	2 3/4" - 1" - Circular drive in - 605 & 626 finishes only	64.70										
11-103	3 3/4" - 1" - Square corner, 1 1/8" x 2 1/4"											
41-005	5" - Backset extension link - require reinforcement when used in hollow metal door applications	22.80										
39-030	Rabbeted latch and strike kit - adapts square corner latches and 2 3/4" high square corner strikes to 1/2" rabbeted door and frame preparations.	58.20										

Strikes												
Available Finishes - Specify for Listed Parts		605	606	609	612	613	619	622	625	626	643e	626AM
10-001, 10-004, 10-025, 10-026, 10-027		▪	▪	▪	▪	▪	▪	▪	▪	▪	▪	
10-058		▪								▪		
Part Number	Lip Length - Description	Price Each										
10-001 118	1 1/8" - Square corner, T-strike, box, 1 1/8" x 2 3/4"	\$6.50										
10-001 100	1" - Square corner, T-strike, box, 1 1/8" x 2 3/4"	13.50										
10-001 114	1 1/4" - Square corner, T-strike, box, 1 1/8" x 2 3/4"											
10-001 112	1 1/2" - Square corner, T-strike, box, 1 1/8" x 2 3/4"											
10-001 134	1 3/4" - Square corner, T-strike, box, 1 1/8" x 2 3/4"											
10-001 200	2" - Square corner, T-strike, box, 1 1/8" x 2 3/4"											
10-004	1 1/8" - 1/4" Radius round corner, T-strike, box, 1 1/8" x 2 3/4"	11.10										
10-025 1316	1 3/16" - ANSI, no box, 1 1/4" x 4 7/8"	15.20										
10-025 138	1 3/8" - ANSI, no box, 1 1/4" x 4 7/8"	43.70										
10-025 112	1 1/2" - ANSI, no box, 1 1/4" x 4 7/8"											
10-026	1 1/8" - Square corner, full lip, no box, 1 5/8" x 2 1/4"	7.60										
10-027	1 1/8" - 1/4" Radius round corner, full lip, no box, 1 5/8" x 2 1/4"	7.60										
10-058	Circular, adjustable, 1 3/4" diameter	10.90										
K510-066	Box for ANSI strike	6.80										

Plunger Parts											
Available Finishes - Specify for Listed Parts		605	609	612	613	619	622	625	626	643e	626AM
51-037, 51-038, 51-039, 51-040, 51-041		.	04	
Part Number	Description	Price Each									
51-037	Plunger unit, inside - AL53	\$16.60									
51-038	Plunger unit, inside - AL85										
51-039	Plunger unit, inside - AL40, AL44, AL50										
51-040	Plunger unit, outside - AL40										
51-041	Plunger unit, outside - AL44										

Reinforcements and Adapters		
Part Number	Description	Price Each
37-001	Metal door reinforcer kit, fits both 7/8" and 1" diameter housings - Specify door thickness, includes A501-567 and A501-565 or A501-566	\$39.30
A501-565	Reinforcer for 1 3/8" thick non-reinforced metal doors. Fits both 7/8" and 1" diameter housings.	19.80
A501-566	Reinforcer for 1 3/4" thick non-reinforced metal doors. Fits both 7/8" and 1" diameter housings.	
A501-567	3 1/2" Long latch housing sleeve used to reinforce joint between latch and backset link or to hold latch in metal doors	12.30
A501-878*	Faceplate adapter to adapt 1" faceplate to 1 1/8" door preparation	0.80
G506-815	1" Long latch housing sleeve to adapt 7/8" housing to 1" bore	6.90
* Order in multiples of 100		

Parts for 2" Doors												
Available Finishes - Specify for Listed Parts		605	606	609	612	613	619	622	625	626	643e	626AM
		.	.	04	
Part Number	Description	Price Each										
A700-043	Driver, 2" door	\$72.30										
A700-028*	Hub, 2" door, for inside and outside - for locks manufactured after May 2003	33.90										
A700-029*	Hub, out., 2" doors - AL70 - for locks manufactured after May 2003	41.90										
A700-030*	Hub, out., 2" doors - AL25											
A700-033*	Full size interchangeable core lever insert, 2" door	7.20										
A700-034*	Lever insert, 2" door											
(SFIC not available for 1 7/8" - 2" door thickness)												
* No finish specification required												

Hub, Frame and Housing Kits — For Locks Manufactured before May, 2003				
Part Number	Description			Price Each
A700-048	All (except AL25 & AL70)	1 3/8" - 1 7/8"	(2) A700-032 Chassis screws (1) A700-056 Frame, hub (2) A700-046 Hub (1) A700-057 Housing	\$87.40
A700-050		2"	(2) A700-032 Chassis screws (1) A700-056 Frame, hub (2) A700-028 Hub (1) A700-057 Housing	89.70
A700-049	AL70	1 3/8" - 1 7/8"	(2) A700-032 Chassis screws (1) A700-056 Frame, hub (1) A700-046 Hub (1) A700-014 Hub	
A700-051		2"	(2) A700-032 Chassis screws (1) A700-056 Frame, hub (2) A700-028 Hub (1) A700-057 Housing	

CYLINDRICAL

A-Series

AL-12

D-Series

ND-Series

Miscellaneous Parts		
Part Number	Description	Price Each
A100-053	Spring cage, ins. - 4 prong for locks manufactured after May 2002	\$67.30
A100-054	Spring cage, out. - 4 prong for locks manufactured after May 2002	
A201-370	Cam - AL80	9.80
A301-402	Cam - AL40, AL50, AL53, AL85	10.00
A501-167	Threaded rod for mounting AL170s as double dummy set	16.80
A501-305	Hub plate, ins.	7.90
A501-311	Slide spring	7.50
A501-615	Spindle wedge - AL80, AL85	7.40
A501-721	Cam plug - AL70	22.70
A501-791	Cam spacer - AL70	4.60
A501-874	Hub plate, out. - AL25	11.90
A501-901	Hub plate, out. - AL80, AL85	5.30
A508-597	Spring seat - AL50, AL53, AL70, AL80, AL85	7.50
A590-158	Slide - AL85	
A590-159	Slide - AL50, AL53, AL70, AL80	
A590-180	Slide, restoring - AL40, AL44	
A590-181	Slide, non-restoring - AL10, AL25	
A700-003	Spindle sleeve - AL85	
A700-004	Hub plate, out. (except AL25, AL80, AL85)	
A700-014	Hub, out. - AL70 - for locks manufactured after May 2003	33.90
A700-015	Lever insert, 1 3/8" - 1 7/8" doors - for locks manufactured before May 2002	7.20
A700-016	Hub, out., 1 3/8" - 1 7/8" doors - AL25	33.90
A700-017	Spiral cam - AL70	11.90
A700-036	Spring - AL40, AL44	10.00
A700-046	Hub, 1 3/8" - 1 7/8" doors - for locks manufactured after May 2003*	6.60
A700-047	Interchangeable core lever insert, 1 3/8" - 1 7/8" doors	7.20
A700-056	Frame, hub - for locks manufactured after May 2003	12.10
A700-057	Housing - for locks manufactured after May 2003	
A710-001	Spindle & catch, out. (except AL10, AL40)	9.80
A710-004	Spindle & catch, ins.	
A710-007	Spindle & hub - AL170	30.90
A710-008	Small Format Interchangeable Core spindle & catch, outside - AL50, AL53, AL70, AL80	26.10
A710-020	Spindle & catch, out. - AL10, AL40	9.80
C503-308	Anchor spring (except AL25)	7.50
C604-273	Rose pin - AL25	1.60
C604-354	Castle nut	17.80
C604-400	Mounting plate - AL170	22.50

Special Parts - Extended Lead Times												
Available Finishes - Specify for Listed Parts		605	606	609	612	613	619	622	625	626	643e	626AM
XQ07-351		.	.	∞	
Part Number	Description	Price Each										
XQ07-351*	10-025 Strike, 7/8" flat lip	\$42.70										
	10-025 Strike, lips thru 6" (except 7/8", 1 3/16", 1 3/8", and 1 1/2")	206.00										
* Specify lip length												

Screws														
Available Finishes - Specify for Listed Parts				605	606	609	612	613	619	622	625	626	643e	626AM
A501-171, A501-746, C603-256, C603-897				.	.	∞	
Part Number	Description	Type	Size	Price Each										
A501-171*	Washer, thru bolt - AL170	—	—											
A501-746*	Mounting, thru bolt - AL170	POH Machine	1/4" 20 x 2 1/2"	\$1.20										
A700-032*	Chassis	PFH Cross Recess	10-32 x 3/8"											
C603-256*	ANSI strike	PFH Combo	12-24 x 1"	1.00										
C603-897*	Latch and strike	PFH Combo	#8 x 3/4"	0.90										
C604-395*	Spring cage screws	PFH Machine	8-32 x 2 1/8"	1.90										
L583-133*	Mounting surface - AL170	Sheet Metal	#8 x 1"	0.92										
* Order in multiples of 100														

Screw Packs														
Available Finishes - Specify for Listed Parts				605	606	609	612	613	619	622	625	626	643e	626AM
B202-517, C203-736, C303-029, C303-421				.	.	∞	
Part Number	Description	Contents	Price Each											
B202-517	Latch and strike	(4) C603-897	\$8.30											
C203-736	ANSI strike	(2) C603-256	6.60											
C303-438	Spring cage screws	(2) C604-395	4.80											
C303-029	Mounting	(4) C603-897 (2) C603-256 (2) C604-395 (1) M504-271	16.60											
C303-421	Mounting, AL170	(1) A501-167 (1) A501-171 (1) A501-746 (2) L583-133 (1) M504-271	12.20											

Torx Screw Packs														
Available Finishes - Specify for Listed Parts				605	606	609	612	613	619	622	625	626	643e	626AM
C203-311, C203-312				.	.	∞	
Part Number	Description	Contents	Price Each											
C203-311**	Latch and strike	(4) C503-766 (T-15)	\$21.90											
C203-312**	Latch and ANSI strike	(2) C503-766 (T-15) (2) L583-371 (T-20)												
** Torx screw packs are furnished with appropriate T-xx installation tool(s)														

Cylinder Reference Table					
Available Finishes - Specify for Listed Parts				606	626
21-020, 20-728/XP, 20-528/XP, 12-021					
Part Number	Cylinder Mechanism	Function	Design	Price Each - Open	Price Each - Restricted
21-020	Standard	Standard Functions	All	\$64.00	\$81.50
91-006	Everest SL (R/B Keyways only)			81.50	
20-728	Primus			141.00	
20-728-XP	Primus XP			141.00	
91-706-XP	Everest SL Primus XP (R/B Keyways only)			141.00	
20-528	Primus UL437			174.00	
20-528-XP	Primus UL437 XP			174.00	
21-021	Standard			AL85	95.00

CYLINDRICAL

A-Series

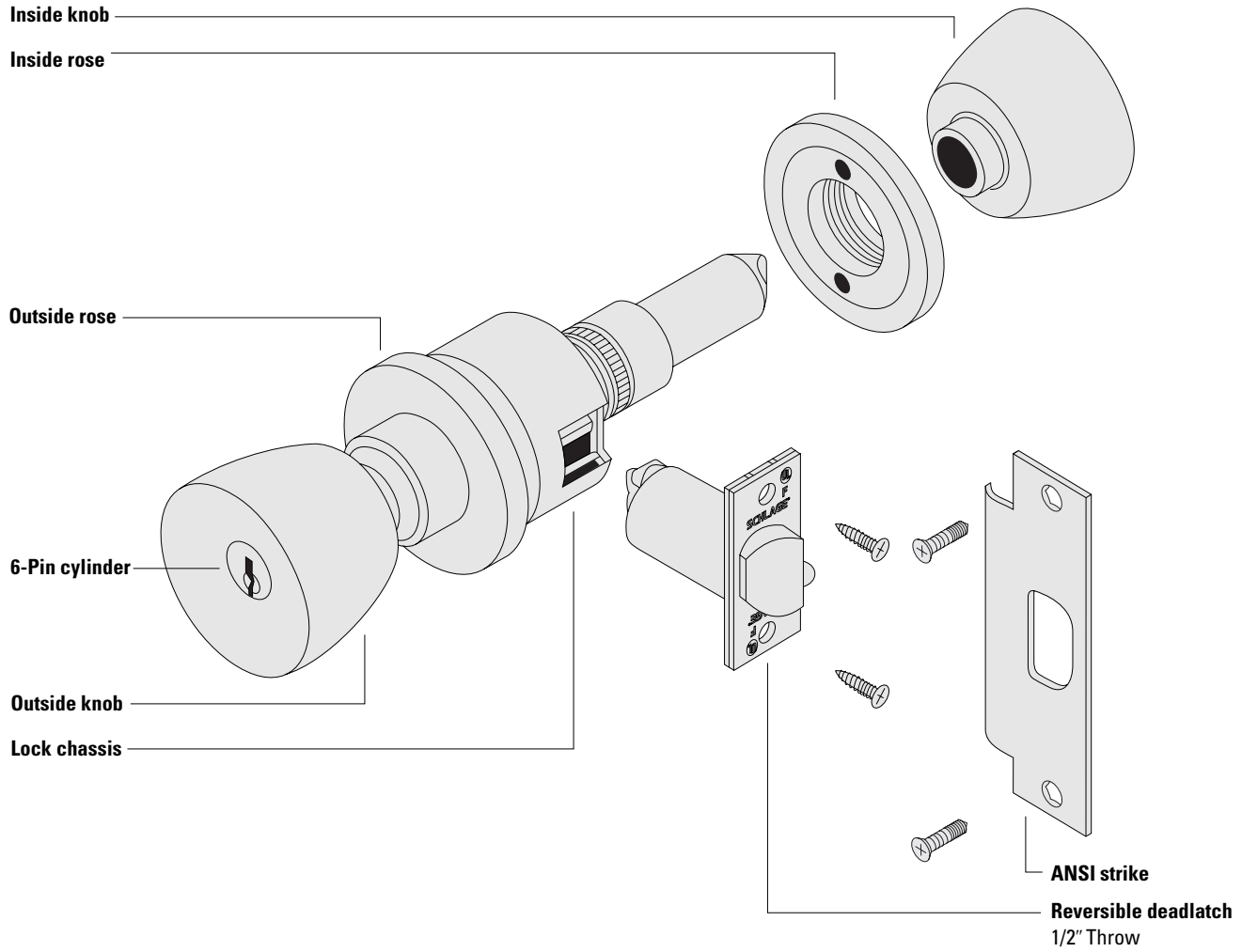
AL-14

D-Series

ND-Series

D Series

GRADE 1 CYLINDRICAL KNOB LOCK



D Series

Ordering Procedures

To order Schlage products, descriptive data should be in the same sequence as shown below.

Line Item	Qty	Product	Outside		Inside		Hand	Latch	Strike	Dr Thk	Ext	DIM	Additional Details
			DES	FIN	DES	FIN							
1	10	D53PD	ORB	625	PLY	625	-	13-247	10-025	214	EE	-	KA

- Line Item:** Line item number
- Qty:** Quantity
- Product:** Product function + Cylinder code
- Outside Des:** Outside lever design
- Outside Fin:** Outside finish
- Inside Des:** Inside lever design: Specify only if different from the outside lever design
- Inside Fin:** Inside lever finish: Specify only if different from the outside finish
- Hand:** Hand of door: N/A for D lock
- Latch:** Product latch: Leave blank for standard latch or specify part number if non-standard latch is required.
- Strike:** Product strike: Leave blank for standard strike or specify part number if non-standard strike is required.
- Dr Thk:** Door thickness: Enter door thickness if non-standard. Example: 138=1 3/8", 214=2 1/4"
- Ext:** Extension: Enter for doors 2" or greater. Example: EE=extended equally, EI=extended inside, EO=extended outside, ED=extended differently
- Dim:** Dimension: Enter only for non-standard strike lip length
- Additional Details:** Enter additional detail for keying information or special requirements

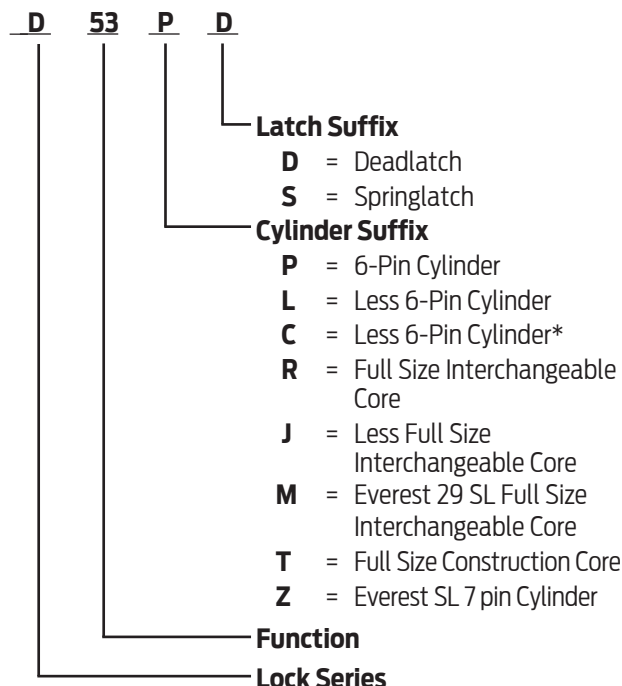
Common Pricing Information

1.	Locks are furnished with standard features unless otherwise specified.
2.	Door thickness is 1 3/4" unless otherwise specified.
3.	Split finishes and designs will be priced at the highest list price of the design and/or finish.
4.	⌚ denotes a lock or part that requires an extended lead time.
5.	👤 denotes a handed product and requires handing to be specified.
6.	For all restricted keyways (Everest D, Everest 29 T, Quad, Numbered, Reversed) add \$17.50. This does not apply to Primus cylinders. See Terms and Conditions for ordering information and requirements.
7.	Locks, keys and cylinders containing restricted keyways require additional documentation to order. Please see Terms and Conditions for the specific requirements.
8.	Keyway must be specified for keyed functions and cylinders. If not specified, default keyway will be S123 for KA, KD and 0-bitted product and S145 for Factory managed masterkey systems.
9.	Multiple keying options are available. Locks and cylinders are furnished KD unless otherwise specified or excepted by notation.
10.	Control Keys for permanent and construction cores are not included with the lock or cylinder and must be ordered separately.
11.	Locks specified C keyway and KD will receive 6 pin cylinders keyed 5 pin with 5 pin keys. Locks specified 0-bitted will receive 6 pin cylinders with 6 pin keys.
12.	Full Size Interchangeable Cores (FSIC) are furnished 1-bitted unless otherwise specified. If 0-bitted is selected, the order will be entered as 1-bitted. This does not apply to FSIC Primus® cores.
13.	Conventional standard pinned cylinders, Primus cylinders (conventional and FSIC) can be supplied 0-bitted. If 1-bitted is selected, the order will be entered as 0-bitted.
14.	Available plug face finishes are 606 and 626. For brass or bronze finish colors, the plug face finish is 606. For chrome, nickel or stainless steel finish colors, the plug face finish is 626.
15.	Locks and cylinders will be furnished with 2 keys each as standard. Additional keys will be charge at the additional cut keys charge appropriate for the cylinder/key type

Table of Contents

Functions	D-4
Complete Locks	D-5
Options	D-7
Latches	D-7
Strikes	D-7
Locks Less Components.....	D-7
Non-Standard Door Thickness	D-7
Tamper Resistant Torx Screws.....	D-7
Special Functions	D-7
Parts	D-8
Knobs and Related Components	D-8
Roses.....	D-8
Latches and Related Components	D-8
Strikes	D-9
Plunger Parts	D-9
Reinforcements.....	D-9
Finished Miscellaneous Parts.....	D-9
Special Parts.....	D-10
Miscellaneous Parts	D-10
Screws.....	D-11
Screw Packs	D-11
Torx Screw Packs	D-11
Cylinder Reference Table	D-11
Complete Cylinders	See Cylinders Section
How To Order	Forms & Examples

Product Identification



* Used for double cylinder functions.

Finish Codes and Descriptions

Code		Description
605	(US 3)	Bright Brass
606	(US 4)	Satin Brass
609	(US 5)	Antique Brass
612	(US 10)	Satin Bronze
613	(US 10B)	Oil Rubbed Bronze
625	(US 26)	Bright Chromium Plated
626	(US 26D)	Satin Chromium Plated
629	(US 32)	Bright Stainless Steel
630	(US 32D)	Satin Stainless Steel
643e	(US 11)	Aged Bronze

Standard Features

Certification	ANSI/BHMA Certified A156.2-2011, Series 4000, Grade 1, UL Listed for 3-hour fire door.
Latch	1 1/8" x 2 1/4", Square corner faceplate, 1" housing diameter, 1/2" throw
Strike	1 1/4" x 4 7/8", ANSI, Square corner, no box
Backset	2 3/4"
Cylinder	6-Pin solid brass, keyed 6-pin, S123 keyway, keyed different (KD)
Door Range	1 3/8" – 2"
Keys	Two nickel silver cut keys per lock, 6-pin, S123 section



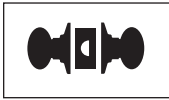
D Knobs - Functions

ANSI/BHMA Certified A156.2-2011, Series 4000, Grade 1, UL Listed for 3-hour fire door.

Non-Keyed Locks

SCHLAGE ANSI

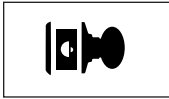
D10S F75



Passage Latch

Both knobs always unlocked.

D25D



Exit Lock

Blank plate outside. Inside knob always unlocked.

D40S F76



Bath/Bedroom Privacy Lock

Push-button locking. Can be opened from outside with small screwdriver. Turning inside knob or closing door releases button.


D44S



Hospital Privacy Lock

Push-button locking. Unlocked from outside by turning emergency turn-button. Turning inside knob or closing door releases button.

D170



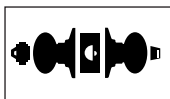
Single Dummy Trim

Dummy trim for one side of door. Used for door pull or as matching inactive trim.

Keyed Locks

SCHLAGE ANSI

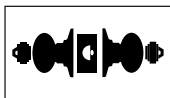
D53PD F109



Entrance Lock

Turn/push-button locking; pushing and turning button locks outside knob, requiring use of key until button is manually unlocked. Push-button locking; pushing button locks outside knob until unlocked by key or by turning inside knob.

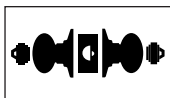
D60PD F88



Vestibule/Classroom Security Lock

Latch retracted by key from outside when outside knob is locked by key in inside knob. Inside knob is always unlocked.

D66PD F91



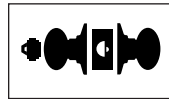
Store Lock

Key in either knob locks or unlocks both knobs.

Keyed Locks

SCHLAGE ANSI

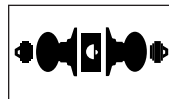
D70PD F84



Classroom Lock

Outside knob locked and unlocked by key. Inside knob always unlocked.

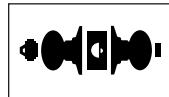
D72PD F80



Communicating Lock

Key in either knob locks or unlocks each knob independently.

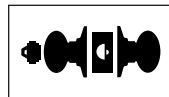
D73PD F90



Corridor Lock

Locked or unlocked by key from outside. Push-button locking from inside. Turning inside knob or closing door releases button.

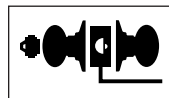
D80PD F86



Storeroom Lock

Outside knob fixed. Entrance by key only. Inside knob always unlocked.

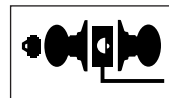
D80PDEL



Electrically Locked (Fail Safe)

Outside knob continuously locked electrically. Unlocked by key outside or by switch or power failure. Auxiliary latch deadlocks latchbolt when door is closed. Inside knob always free for immediate exit.

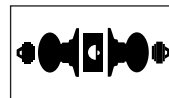
D80PDEU



Electrically Unlocked (Fail Secure)

Outside knob continuously locked until unlocked by key or electric current. Auxiliary latch deadlocks latchbolt when door is closed. Inside knob always free for immediate exit.

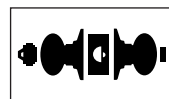
D82PD F87



Institution Lock

Both knobs fixed. Entrance by key in either knob.

D85PD F93



Faculty Restroom Lock (with Indicator Cylinder)

Outside knob fixed. Entrance by key only. Push-button in inside knob activates visual occupancy indicator, allowing only emergency masterkey to operate. Turning inside knob or closing door releases visual occupancy indicator. Rotation of inside spanner-button provides lock-out feature by keeping indicator thrown.

Caution: Double cylinder locks on residences and any door in any structure which is used for egress are a life safety hazard in times of emergency and their use is not recommended. Installation should be in accordance with existing codes only.

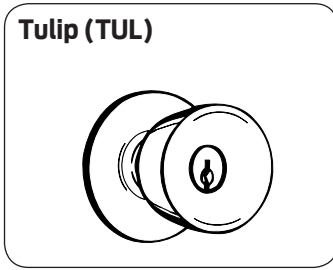
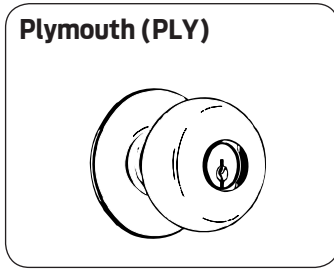
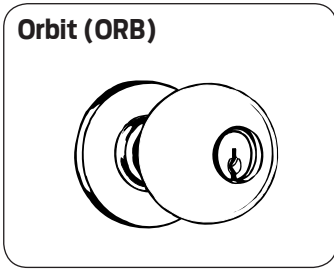
CYLINDRICAL

A-Series

AL-Series

D-4

ND-Series



Roses	
<p>Inside/Outside Rose - Plymouth Knobs: Plymouth Size: 2 1/2" dia.</p>	<p>Inside/Outside Rose - Tulip Knobs: Tulip & Orbit Size: 2 1/2" dia.</p>

Latches			
<p>Deadlatch 13-247</p>	<p>Springlatch 13-248</p>	<p>Anti-Friction Fire Door Deadlatch, 14-042</p>	<p>Backset Extension Link 43-005</p>

Strikes		
<p>ANSI Strike 10-025</p>	<p>T Strike 10-013</p>	<p>Square corner, T-strike, deep box, fire door latch 10-016</p>

D Knobs - Complete Locks

CYLINDRICAL

A-Series

AL-Series

D-6

ND-Series

Function	Description	Design and Finishes			Primary Cylinder Adjustments Available Levers Available Finishes		
		ORB PLY TUL***					
		626	605 606 609 612 625 643e	613 629 630*	LD CD	RD TD	JD
Keyless							
D10S	Passage	546	558	576	LD	RD	JD
D25D	Exit, blank plate x lever				ALL	ORB	
D40S	Privacy	683	695	713	605 606 609 612 613 625 626 629 630* 643e		
D44S	Privacy, hospital						
D170	Single dummy	240	246	256			
Keyed, Single Cylinder							
D53PD	Entrance	795	807	825	LD	RD	JD
D70PD	Classroom				-64	38	-35
D73PD	Corridor						
D80PD	Storeroom						
D80PD EL/EU	Electrically locked or unlocked	1,245	1,257	1,275			
D85PD	Faculty Restroom Lock	864	876	894	-95	NOT AVAILABLE	
Keyed, Double Cylinder							
D60PD	Vestibule	869	881	899	CD	RD	JD
D66PD	Store				-128	76	-70
D72PD	Classroom Security						
D82PD	Institution						
Secondary Cylinder Adjustment	EVEREST AND RESTRICTED KEYWAY - DOES NOT APPLY TO PRIMUS						
	EVEREST D & T FAMILY & RESTRICTED KEYWAYS (QUAD, NUMBERED, REVERSE)					+17.50	
	SL Cylinder with Everest B or Everest R keyways					+17.50	
	PRIMUS/PRIMUS XP - ORDER THE LOCK LESS CYLINDER AND THE CYLINDER SEPARATELY (PRICES BELOW)						
	SINGLE KIL EXAMPLE: 1 EA. D53LD & 1 EA. 20-748(-XP)					+141	
	DOUBLE KIL EXAMPLE: 1 EA. D72CD & 2 EA. 20-748(-XP)					+282	
	SINGLE FSIC EXAMPLE: 1 EA. D53JD & 1 EA. 20-740(-XP)					+152	
DOUBLE FSIC EXAMPLE: 1 EA. D72JD & 2 EA. 20-740(-XP)					+304		
*	Finish only available in PLY knob						
**	Temporary cores (TD and HD options) require non-refundable core handling charge (50-231) of \$10.40 and will be added to the price of the lock.						
***	TUL knobs not available stainless steel finishes						

Latches		
Part Number	Backset - Description	Lock Adjustment
Spring Latch		
13-248	2 3/4" - Square corner, 1 1/8" x 2 1/4"	N/C
14-010	3 3/4" - Square corner, 1 1/8" x 2 1/4"	+10.70
Deadlatch		
14-047	2 3/8" - Square corner, 1 1/8" x 2 1/4"	N/C
14-048	2 3/8" - Square corner, 1 x 2 1/4"	N/C
13-247	2 3/4" - Square corner, 1 1/8" x 2 1/4"	N/C
14-042	2 3/4" - Anti-friction fire door latch Square corner, 1 1/8" x 2 1/4", 3/4" throw, modified latch prep for anti-friction tongue pivot	+181.00
14-028	3 3/4" - Square corner, 1 1/8" x 2 1/4"	+10.70
43-005	5" - Backset extension link - require reinforcement when used in hollow metal door applications, must be used with 2 3/4" backset latches	+33.10

Strikes		
Part Number	Lip Length - Description	Lock Adjustment
10-013	1 1/8" - Square corner, T-strike, box, 1 1/8" x 2 3/4"	N/C
	1 1/2" - Square corner, T-strike, box, 1 1/8" x 2 3/4"	+4.60
10-016	1 1/8" - Square corner, T-strike, deep box, fire door latch	N/C
10-025	1 3/16" - ANSI, no box, 1 1/4" x 4 7/8"	N/C
	1 3/8" - ANSI, no box, 1 1/4" x 4 7/8"	+28.00
	1 1/2" - ANSI, no box, 1 1/4" x 4 7/8"	
K510-066	Box for ANSI strike, must be specified	N/C

Locks Less Components		
Description	Specify	Lock Adjustment
Less each knob	LLL for lever design Example: D53PD LLL/RHO x ATH	-22.80
Less each rose	LLL for rose design Example: D53PD RHO x RHO/LLL	-15.80
Less springlatch	LLL for latch Example: D40S RHO 605 LLL 10-025	-27.30
Less deadlatch	LLL for latch Example: D53PD SPA 626 LLL 10-025	-36.50
Less strike	LLL for strike Example: D53PD ATH 612 13-047 LLL	-5.40
Lock chassis and spring cages only	Less all possible components Example: D53LD LLL 626 LLL LLL, lever chassis	Sum of deducts

Non-Standard Door Thickness		
Description	Specify	Lock Adjustment
Extended Equally (EE), over 2" - 2 1/2"	Door thickness and how door is extended. Example: 2", ED	+75.20
Extended Differently (ED), over 2" - 2 1/2"		+352.00

Note: For door thicknesses not listed, please use the Schlage Innovation Center Process.

Tamper Resistant Torx® Screws		
Specify/ Part Number	Description	Lock Adjustment
Torx Screws	Screws - Latch and Strike	+21.30

Special Functions - Extended Lead Times				
Part Number		Function - Description	Base Lock	Lock Adjustment (Base Lock)
Lock Function	"X" Number			
D25x80	XC03-543	D25x80 - Blank plate outside, fixed knob inside. Key in knob retracts latch.	D80	+530.00
D60	XC03-928	D60 - Closed outside knob.	D70	+341.00
D70x80	XC07-960	D70x80 - Key locks or unlocks outside knob. Key in fixed inside knob retracts latch.	D82	+469.00
D25x70	XC11-577	D25x70 - Blank plate outside. Key locks or unlocks inside knob.	D70	+530.00

Shaded items are standard components and are furnished with locks unless otherwise specified.

CYLINDRICAL

A-Series

AL-Series

D-8

ND-Series

Knobs and Related Components																				
Available Finishes - Specify for Listed Parts											605	606	609	612	613	625	626	629	630	643e
04-006 PLY, 04-007 PLY											▪	⊗	▪	▪	▪	▪	▪	⊗	▪	▪
04-006 ORB TUL, 04-007 ORB TUL, 04-030, 04-031, 04-034											▪	⊗	▪	▪	▪	▪	▪	⊗		▪
Part Number	Description										Price Each									
04-006*	Closed Lever - ORB PLY TUL										\$112.00									
04-007*	Open Lever - ORB PLY TUL																			
04-030*	Full size core knob, driver, retainer (converts PD to JD) - ORB										94.10									
04-031*	Full size core knob - ORB										79.30									
04-034*	Full size core knob, core, driver, and retainer (converts PD to RD) - ORB										173.00									
C503-403	Cylinder sleeve										11.90									
C503-746																				
C503-940																				
C603-262																				
04-033	Full size core driver and retainer										13.10									
C603-569	Full size core retainer										4.40									
C604-333	Full size core driver, universal										8.80									
* Specify part number, knob style, finish. Ex: 04-007 ORB 626 (open lever, Orbit design, 626 finish)																				

Roses																				
Available Finishes - Specify for Listed Parts											605	606	609	612	613	625	626	629	630	643e
04-001 PLY, 04-002 PLY, C503-775											▪	⊗	▪	▪	▪	▪	▪	⊗	▪	▪
04-001 TUL, 04-002 TUL											▪	⊗	▪	▪	▪	▪	▪	⊗		▪
Part Number	Description										Price Each									
04-001**	Outside Rose - PLY TUL										\$104.00									
04-002**	Inside Rose - PLY TUL																			
C503-775	Blank Rose, D25										47.70									
** Specify part number & finish. Ex: 04-002 PLY 626 (Plymouth design, 626 finish)																				

Latches and Related Components																				
Available Finishes - Specify for Listed Parts											605	606	609	612	613	625	626	629	630	643e
13-248, 14-010, 14-047, 14-048, 13-247, 14-042, 14-028, 43-005											▪	⊗	▪	▪	▪	▪	▪	⊗	▪	▪
39-030																			▪	
Part Number	Backset - Description										Price Each									
Spring Latch																				
13-248	2 3/4" - Square corner, 1 1/8" x 2 1/4"										\$90.10									
14-010	3 3/4" - Square corner, 1 1/8" x 2 1/4"										108.00									
Dead Latch																				
14-047	2 3/8" - Square corner, 1 1/8" x 2 1/4"										117.00									
14-048	2 3/8" - Square corner, 1" x 2 1/4"										117.00									
13-247	2 3/4" - Square corner, 1 1/8" x 2 1/4"										90.10									
14-042	2 3/4" - Anti-friction Fire Door Latch 1" Square corner, 1 1/8" x 2 1/4", 3/4" throw, modified latch prep for anti-friction tongue pivot										358.00									
14-028	3 3/4" - Square corner, 1 1/8" x 2 1/4"										108.00									
43-005	5" - Backset extension link - require reinforcement when used in hollow metal door applications; backset link must be used with 2 3/4" backset latches										33.10									
39-030	Rabbeted latch and strike kit - adapts square corner latches and 2 3/4" high square corner strikes to 1/2" rabbeted door and frame preparations.										58.10									

Shaded items are standard components and are furnished with locks unless otherwise specified.

Strikes																			
Available Finishes - Specify for Listed Parts										605	606	609	612	613	625	626	629	630	643e
10-013, 10-016, 10-025										▪	⌘	▪	▪	▪	▪	▪	⌘	▪	▪
Part Number	Lip Length - Description									Price Each									
10-013-118	1 1/8" - Square corner, T-strike, box, 1 1/8" x 2 3/4"									\$11.80									
10-013-112	1 1/2" - Square corner, T-strike, box, 1 1/8" x 2 3/4"									16.50									
10-016	1 1/8" - Square corner, T-strike, deep box, 1 1/8" x 2 3/4" 1 1/8" Use with fire door latch									15.70									
10-025-1316	1 3/16" - ANSI, no box, 1 1/4" x 4 7/8"									15.20									
10-025-138	1 3/8" - ANSI, no box, 1 1/4" x 4 7/8"									43.70									
10-025-112	1 1/2" - ANSI, no box, 1 1/4" x 4 7/8"																		
K510-066	Box for ANSI strike									7.20									

Plunger Parts																			
Available Finishes - Specify for Listed Parts										605	606	609	612	613	625	626	629	630	643e
04-020, 04-021, 04-022, 04-023, 04-025, 04-026,										▪	⌘	▪	▪	▪	▪	▪	⌘	▪	▪
Part Number	Dimension - Door Range - Description									Price Each									
04-020*	443 - 1 3/8" - 2" - Plunger, ins - D40, D44									\$83.80									
	468 - over 2" - 2 1/2", EE - Plunger, ins - D40, D44																		
04-021*	170 - 1 3/8" - 2" - Plunger unit, out - D40									66.00									
	195 - over 2" - 2 1/2", EE - Plunger unit, out - D40																		
04-022*	170 - 1 3/8" - 2" - Plunger unit, out - D44									82.10									
	195 - over 2" - 2 1/2", EE - Plunger unit, out - D44																		
04-023*	443 - 1 3/8" - 2" - Plunger unit, ins - D53									65.90									
	468 - over 2" - 2 1/2", EE - Plunger unit, ins - D53																		
04-025*	443 - 1 3/8" - 2" - Plunger unit, ins - D73									151.00									
	468 - over 2" - 2 1/2", EE - Plunger unit, ins - D73																		
04-026*	443 - 1 3/8" - 2" - Plunger unit, ins - D85									151.00									
	468 - over 2" - 2 1/2", EE - Plunger unit, ins - D85																		
* Specify part number, dimension, design & finish. Ex: 04-022 170 626																			

Reinforcements		
Part Number	Description	Price Each
37-001	Metal door reinforcer kit, fits both 7/8" and 1" diameter housings - Specify door thickness, includes A501-567 and A501-565 or A501-566	\$39.30
A501-565	Reinforcer for 1 3/8" thick non-reinforced metal doors. Fits both 7/8" and 1" diameter housings.	19.80
A501-566	Reinforcer for 1 3/4" thick non-reinforced metal doors. Fits both 7/8" and 1" diameter housings.	
A501-567	3 1/2" Long latch housing sleeve used to reinforce joint between latch and backset link or to hold latch in metal doors	12.30
A501-878**	Faceplate adapter to adapt 1" faceplate to 1 1/8" door preparation	0.76
G506-815	1" Long latch housing sleeve to adapt 7/8" housing to 1" bore	6.90
** Order in multiples of 100		

Finished Miscellaneous Parts																			
Available Finishes - Specify for Listed Parts										605	606	609	612	613	625	626	629	630	643e
C102-522, C102-524, C102-541, C102-542, C102-570, C102-572										▪	⌘	▪	▪	▪	▪	▪	⌘	▪	▪
Part Number	Description									Price Each									
C102-522	Hub and cap, out (except D80, D80 EL/EU, D82, D85)									\$94.20									
C102-524	Hub and cap, ins (except D82)									70.70									
C102-541	Hub and cap, ins - D170									51.70									
C102-542	Hub and cap, out - D80 EL/EU									94.20									
C102-570	Hub and cap, out - D80, D82, D85									150.00									
C102-572	Hub and cap, ins - D82																		

Shaded items are standard components and are furnished with locks unless otherwise specified.

CYLINDRICAL

A-Series

AL-Series

D-10

ND-Series

Special Parts - Extended Lead Times																				
Available Finishes										605	606	609	612	613	625	626	629	630	643e	
XQ02-309, XQ03-494, XQ07-351, 38-018										▪	⌘	▪	▪	▪	▪	▪	⌘	▪	▪	
Part Number	Description									Price Each										
XQ02-309	10-013 Strike, 7/8" flat lip									\$40.60										
XQ03-494*	10-013 Strike, 1 5/8" - 6" lip									170.00										
	10-013 Strike, 6 1/8" - 12" lip									216.00										
XQ07-351*	10-025 Strike, 7/8" flat lip									42.70										
	10-025 Strike, lips thru 6" (except 7/8", 1 3/16", 3/8" and 1 1/2")									206.00										
XC03-069	Backset Link, range: 5" - 42", specify backset (not adjustable); NOTE: This extension link must be used with a 2-3/4" backset latch.									760.00										
38-018	Thin door extension ring (2 required per lock)									13.20										
	* Specify lip length																			

Miscellaneous Parts		
Part Number	Description	Lock Adjustment
A501-167	Threaded rod for mounting D170s as double dummy set	\$15.90
C100-059	Spindle unit, out and ins - D66	160.00
C100-062	Spindle unit, out - D70, out and ins - D72	
C102-540	Hub and frame - D25	53.40
C102-837	Locking plug, out - D73	76.10
C102-840	Key spindle - D40, D44, D53, D60	65.90
C203-034	Spindle and catch, ins (except D60, D66, D72, D80EL/EU, D82)	52.40
C203-376	Plug - D85	16.60
C203-390	Spindle and key cam, out - D70, D72	65.90
C203-391	Spindle and key cam - D60	
C203-411	Key spindle and spring - D85	54.00
C203-733	Locking plug - D70, D72	
C203-858	Spindle and hammer, ins - D85	65.90
C203-947	Spindle and catch, out - D40, D44	54.00
C203-948	Spindle and catch, out - D53, D60, D73, D80	
C303-006	Slide and roller	62.50
C303-400	Spindle and catch, ins - D80EL/EU	59.00
C303-439	AC Rectifier	69.40
C503-008**	Cotter pin	0.70
C503-019	Slide spring	6.70
C503-308	Anchor spring (except D25, D170)	7.50
C503-314	Slide spring seat	7.30
C503-324	Spindle washer - D60, D70, D72, D85	7.20
C503-334	Plunger hammer - D85	15.30
C503-335	Plunger hammer spring - D85	7.10
C503-339	Key spindle - D80, D82, D85	28.40
C503-359	Key cam - D60	15.50
C503-360	Key cam rider - D60	16.00
C503-361	Key cam pin - D60	7.10
C503-362	Plunger - D60	7.30
C503-368	Key cam sleeve, out - D70, D72	7.10
C503-371	Plunger - D66	7.10
C503-400	Key cam pin - D70, D72	7.10
C503-768	Spacer - D80 EL/EU	3.50
C503-965	Plunger sleeve, out - D40, D44	15.80
C603-500	Housing	15.30
C604-187	Slide catch, restoring - D40, D44, D73, D85	7.40
C604-188	Slide catch, non-restoring - D53	
C604-191	Slide catch spring - D40, D44, D53, D73, D85	
C604-204	Spindle, keyed - D80 EL/EU	28.40
C604-205	Solenoid retaining clip - D80 EL/EU	9.00
C604-273	Rose pin - D25	1.50
C604-312	Anchor (except D25)	7.30
	** Order in multiples of 100	



Screws					605	606	609	612	613	625	626	629	630	643e
Available Finishes - Specify for Listed Parts					▪	⊗	▪	▪	▪	▪	▪	⊗	▪	▪
A501-171, A501-746, C603-256, C603-897					▪	⊗	▪	▪	▪	▪	▪	⊗	▪	▪
Part Number	Description	Door Thickness	Type	Size	Price Each									
A501-171*	D170, washer	—	Washer	—	\$1.20									
A501-746*	D170, mounting screw	1 1/2" - 2"	POH Machine	1/4" 20 x 2 1/2"	1.20									
C603-256*	ANSI strike	—	PFH Combo	12-24 x 1"	1.00									
C603-897*	Latch and strike	—	PFH Combo	#8 x 3/4"	0.90									
* Order in multiples of 100														

Screw Packs					605	606	609	612	613	625	626	629	630	643e
Available Finishes - Specify for Listed Parts					▪	⊗	▪	▪	▪	▪	▪	⊗	▪	▪
B202-517, C303-007, C203-736, C303-028					▪	⊗	▪	▪	▪	▪	▪	⊗	▪	▪
Part Number	Description	Contents		Price Each										
B202-517	Latch and strike	(4) C603-897		\$8.30										
C303-007	Mounting, D170	(1) A501-171 (1) A501-746 (3) C603-897		9.70										
C203-736	ANSI strike	(2) C603-256		6.60										
C303-028	Mounting, all except D170	(4) C603-897 (2) C603-256		12.20										

Torx Screw Packs					605	606	609	612	613	625	626	629	630	643e
Available Finishes - Specify for Listed Parts					▪	⊗	▪	▪	▪	▪	▪	⊗	▪	▪
C203-311, C203-312					▪	⊗	▪	▪	▪	▪	▪	⊗	▪	▪
Part Number	Description	Contents		Price Each										
C203-311**	Latch and strike	(4) C503-766 (T-15)		\$21.30										
C203-312**	Latch and ANSI strike	(2) C503-766 (T-15) (2) L583-371 (T-20)												
** Torx screw packs are furnished with appropriate T-xx installation tool(s)														

Cylinder Reference Table							606	626
Available Finishes - Specify for Listed Parts								
21-002, 23-001, 23-002, 23-003-098, 20-748/XP, 20-548/XP, 20-724/XP, 20-524/XP								
Part Number	Cylinder Mechanism	Function	Design	Door Thickness	Price Each	Price Each - Restricted		
23-001	Standard	Standard Functions	All	Standard	\$64.00	\$81.50		
91-016	Everest SL (R/B Keyways only)					81.50		
20-748	Primus				141.00			
20-748-XP	Primus XP							
91-714-XP	Everest SL Primus XP (R/B Keyways only)				141.00			
20-548	Primus UL437				174.00			
20-548-XP	Primus UL437 XP							
21-002	Standard			2" - 2 1/2"	54.00	81.50		
91-004	Everest SL (R/B Keyways only)					81.50		
20-724	Primus				141.00			
20-724-XP	Primus XP							
91-704-XP	Everest SL Primus XP (R/B Keyways only)				141.00			
20-524	Primus UL437				174.00			
20-524-XP	Primus UL437 XP							
23-003	Standard	D85	Standard	95.00	112.50			
23-003-098	Standard			2" - 2 1/2"	95.00	112.50		

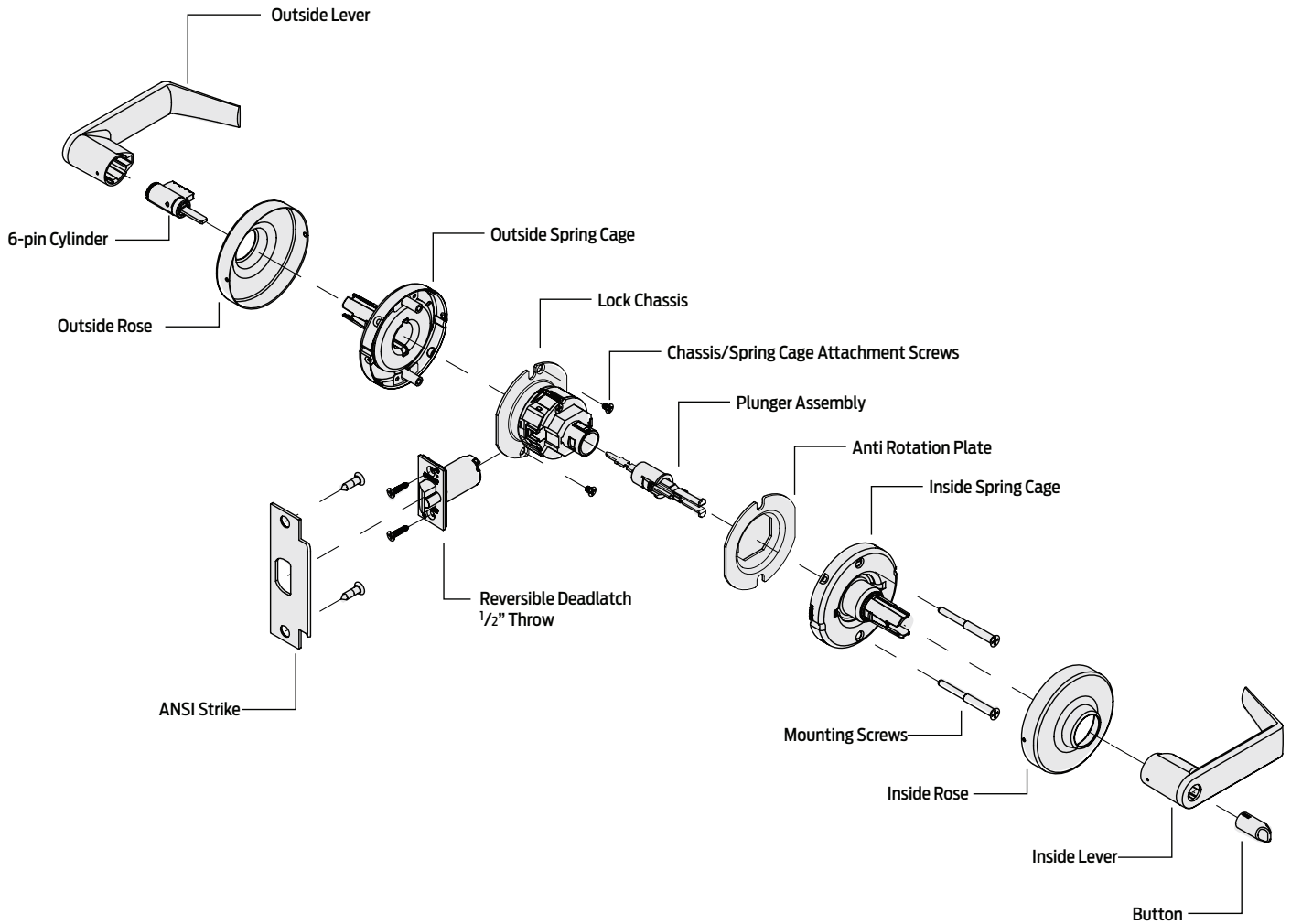
CYLINDRICAL

A-Series

AL-Series

D-12

ND-Series



To order Schlage products, descriptive data should be in the same sequence as shown below.

Line Item	Qty	Product	Outside		Inside		Hand	Latch	Strike	Dr Thk	Ext	DIM	Additional Details
			DES	FIN	DES	FIN							
1	10	ND53PD	RHO	622	OME	-	-	13-247	10-025	214	EE	138	KA

- Line Item:** Line item number
- Qty:** Quantity
- Product:** Product function + Cylinder code
- Outside Des:** Outside lever design
- Outside Fin:** Outside finish
- Inside Des:** Inside lever design: Specify only if different from the outside lever design
- Inside Fin:** Inside lever finish: Specify only if different from the outside finish
- Hand:** Hand of door: N/A for ND lock
- Latch:** Product latch: Leave blank for standard latch or specify part number if non-standard latch is required.
- Strike:** Product strike: Leave blank for standard strike or specify part number if non-standard strike is required.
- Dr Thk:** Door thickness: Enter door thickness if non-standard. Example: 138=1 3/8", 214=2 1/4"
- Ext:** Extension: Enter for doors 2 1/8" or greater. Example: EE=extended equally, EI=extended inside, EO=extended outside, ED=extended differently
- Dim:** Dimension: Enter only for non-standard strike lip length
- Additional Details:** Enter additional detail for keying information or special requirements

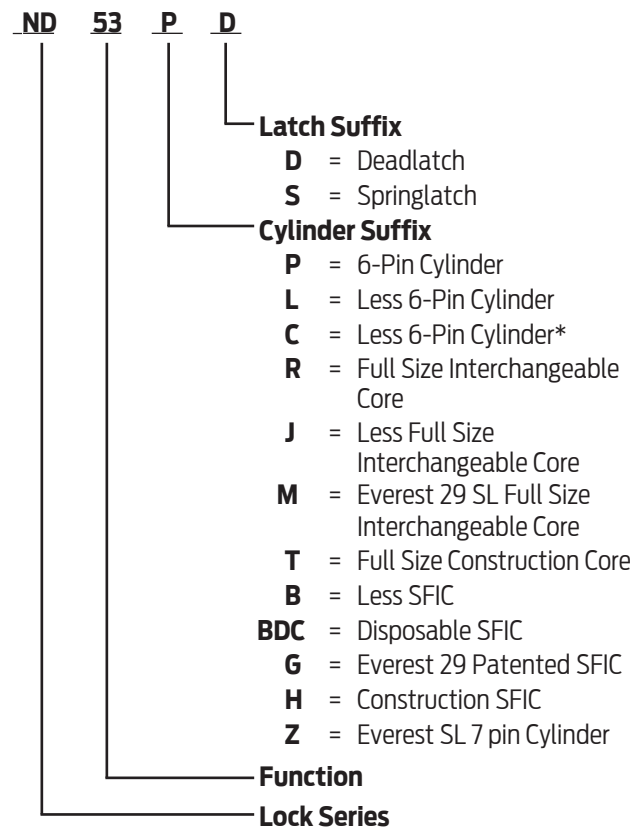
Common Pricing Information	
1.	Locks are furnished with standard features unless otherwise specified.
2.	Door thickness is 1 3/4" unless otherwise specified.
3.	Split finishes and designs will be priced at the highest list price of the design and/or finish.
4.	⌚ denotes a lock or part that requires an extended lead time.
5.	👤 denotes a handed product and requires handing to be specified.
6.	For all restricted keyways (Everest D, Everest 29 T, Quad, Numbered, Reversed) add \$17.50. This does not apply to Primus cylinders. See Terms and Conditions for ordering information and requirements.
7.	Locks, keys and cylinders containing restricted keyways require additional documentation to order. Please see Terms and Conditions for the specific requirements.
8.	Keyway must be specified for keyed functions and cylinders. If not specified, default keyway will be S123 for KA, KD and 0-bitted product and S145 for Factory managed masterkey systems.
9.	Multiple keying options are available. Locks and cylinders are furnished KD unless otherwise specified or excepted by notation.
10.	Control Keys for permanent and construction cores are not included with the lock or cylinder and must be ordered separately.
11.	Locks specified C keyway and KD will receive 6 pin cylinders keyed 5 pin with 5 pin keys. Locks specified 0-bitted will receive 6 pin cylinders with 6 pin keys.
12.	Full Size Interchangeable Cores (FSIC) are furnished 1-bitted unless otherwise specified. If 0-bitted is selected, the order will be entered as 1-bitted. This does not apply to FSIC Primus® cores.
13.	Conventional standard pinned cylinders, Primus cylinders (conventional and FSIC) can be supplied 0-bitted. If 1-bitted is selected, the order will be entered as 0-bitted.
14.	Available plug face finishes are 606 and 626. For brass or bronze finish colors, the plug face finish is 606. For chrome, nickel or stainless steel finish colors, the plug face finish is 626.
15.	Locks and cylinders will be furnished with 2 keys each as standard. Additional keys will be charge at the additional cut keys charge appropriate for the cylinder/key type

Table of Contents

Functions	ND-4
Complete Locks	ND-7
Options	ND-9
Latches	ND-9
Strikes	ND-9
Locks Less Components	ND-9
Non-Standard Door Thickness	ND-9
Indicator Rose	ND-10
Miscellaneous Lock Options	ND-10
Tactile Options	ND-10
School Upgrade Kits	ND-11
Parts	ND-14
Levers	ND-14
Spring Cages	ND-15
Conversion Kits	ND-15
Roses	ND-15
Buttons / Plunger Assemblies	ND-15
Strikes	ND-16
Cylinder Reference Table	ND-16
Tail Pieces	ND-16
Chassis Kits	ND-17
Key Assemblies	ND-18
Slide / Related Components	ND-18
Spindles	ND-18
Hollow Metal Door Reinforcements	ND-19
Screws	ND-19
Screw Packs, Standard	ND-19
Torx Screw Packs	ND-19
Screw Packs	ND-20
Screws Packs, Torx	ND-20
Allegion Connect Harnesses	ND-20
Complete Cylinders	See Cylinders Section
How To Order	Forms & Example

BAA/ARRA
Contact your local RSO or
Sales Rep. for ordering details

Product Identification



SFIC = Small Format (Best® Style) Interchangeable Core

** Used for double cylinder functions.*

Finish Codes and Descriptions

Code		Description
605	(US 3)	Bright Brass
606	(US 4)	Satin Brass
612	(US 10)	Satin Bronze
613	(US 10B)	Oil Rubbed Bronze
619	(US 15)	Satin Nickel
622	(US 19)	Matte Black
625	(US 26)	Bright Chromium Plated
626	(US 26D)	Satin Chrome
626AM		Antimicrobial Coating on Satin Chromium
643e	(US 11)	Aged Bronze

Standard Features

Certification	ANSI/BHMA Certified A156.2-2011, Series 4000, Grade 1, UL Listed for 3-hour fire door.
Latch	1 1/8" x 2 1/4", Square corner faceplate, 1" housing diameter, 1/2" throw
Strike	1 1/4" x 4 7/8", ANSI Square corner, no box
Backset	2 3/4"
Cylinder	6-Pin solid brass, keyed 6-pin, S123 keyway, keyed different (KD)
Door Range	1 5/8" – 2 1/8" for all functions except ND85; 1 3/4" – 2" for ND85
Keys	Two nickel silver cut keys per lock, 6-pin, S123 section



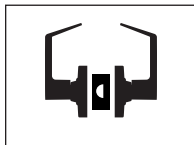
ND Levers - Functions

ANSI/BHMA Certified A156.2-2011, Series 4000, Grade 1, UL Listed for 3-hour fire door.

Non-Keyed Locks

SCHLAGE ANSI

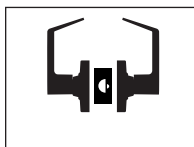
ND10S F75



Passage Latch

Both levers always unlocked. Inside lever is always free for immediate egress. Also available with Request to Exit (RX) function.

ND12D F89



Exit Lock

Outside lever always fixed. Inside lever always unlocked for immediate egress. Also available with Request to Exit (RX) function.

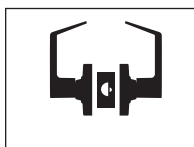
ND12DEL



Electrically Locked (Fail Safe)

Outside lever continuously locked electrically. Unlocked by switch or power failure. Auxiliary latch deadlocks latchbolt when door is closed. Inside lever always always unlocked for immediate egress. Also available with Request to Exit (RX) function.

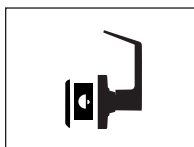
ND12DEU



Electrically Unlocked (Fail Secure)

Outside lever continuously locked until unlocked by electric current. Auxiliary latch deadlocks latchbolt when door is closed. Inside lever always unlocked for immediate egress. Also available with Request to Exit (RX) function.

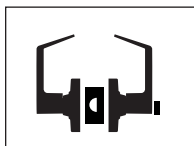
ND25D F89



Exit Lock

Blank plate outside. Inside lever always unlocked for immediate egress.

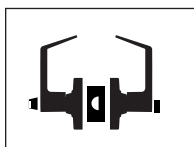
ND40S F76



Bath/Bedroom Privacy Lock

Push-button locking. Can be opened from outside with small screwdriver. Turning inside lever or closing door releases button. Inside lever is always free for immediate egress.

ND44S



Hospital Privacy Lock

Push-button locking. Unlocked from outside by turning emergency turn-button. Turning inside lever or closing door releases button. Inside lever is always free for immediate egress.

ND170



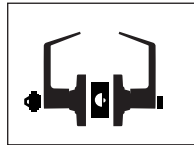
Single Dummy Trim

Dummy trim for one side of door. Used for door pull or as matching inactive trim.

Keyed Locks

SCHLAGE ANSI

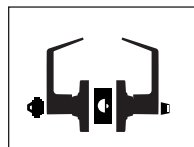
ND50PD F82



Entrance/Office Lock

Push-button locking. Push-button locks outside lever until unlocked with key or by turning inside lever. Inside lever is always free for immediate egress.

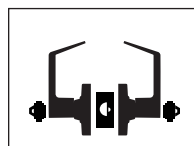
ND53PD F109



Entrance Lock

Turn/push-button locking; pushing and turning button locks outside lever, requiring use of key until button is manually unlocked. Push-button locking; pushing button locks outside lever until unlocked by key or by turning inside lever. Inside lever is always free for immediate egress.

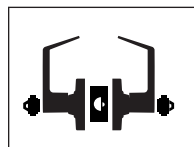
ND60PD F88



Vestibule Lock

Latch retracted by key from outside when outside lever is locked by key in inside lever. Inside lever always unlocked for immediate egress.

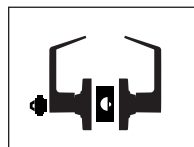
ND66PD F91



Store Lock

Key in either lever locks or unlocks both levers.

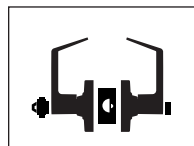
ND70PD F84



Classroom Lock

Outside lever locked and unlocked by key. Inside lever always unlocked for immediate egress.

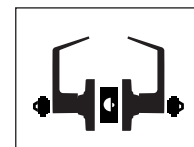
ND73PD F90



Corridor Lock

Locked or unlocked by key from outside. Push-button locking from inside. Turning inside lever or closing door releases button. When outside lever is locked by key it can only be unlocked by key. Inside lever always unlocked for immediate egress.

ND75PD F110



Classroom Security Lock

Key in either lever locks or unlocks outside lever. Inside lever always unlocked for immediate egress.



Caution: Double cylinder locks on residences and any door in any structure which is used for egress are a life safety hazard in times of emergency and their use is not recommended. Installation should be in accordance with existing codes only.

CYLINDRICAL

A-Series

AL-Series

D-Series

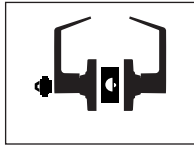
ND-4

ANSI/BHMA Certified A156.2-2011, Series 4000, Grade 1, UL Listed for 3-hour fire door.

Keyed Locks

SCHLAGE ANSI

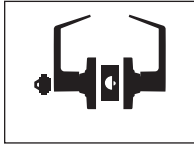
ND80PD F86



Storeroom Lock

Outside lever fixed. Entrance by key only. Inside lever always unlocked for immediate egress. Also available with Request to Exit (RX) function.

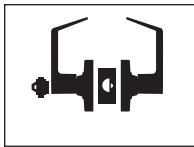
ND80PDEL



Electrically Locked (Fail Safe)

Outside lever continuously locked electrically. Unlocked by key outside or by switch or power failure. Auxiliary latch deadlocks latchbolt when door is closed. Inside lever always unlocked for immediate egress. Also available with Request to Exit (RX) function.

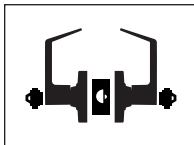
ND80PDEU



Electrically Unlocked (Fail Secure)

Outside lever continuously locked until unlocked by key or electric current. Auxiliary latch deadlocks latchbolt when door is closed. Inside lever always unlocked for immediate egress. Also available with Request to Exit (RX) function.

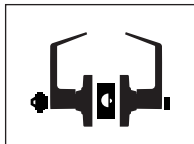
ND82PD F87



Institution Lock

Both levers fixed. Entrance by key in either lever.

ND85PD F93



Faculty Restroom Lock

Outside lever fixed. Entrance by key only. Push-button in inside lever activates visual "occupancy" indicator, allowing only emergency master key to operate. Turning inside lever or closing door releases visual occupancy indicator. Rotation of inside spinner-button by spanner key provides lock-out feature by keeping indicator thrown. Inside lever is always free for immediate egress.

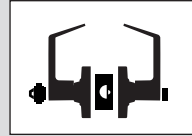


Caution: Double cylinder locks on residences and any door in any structure which is used for egress are a life safety hazard in times of emergency and their use is not recommended. Installation should be in accordance with existing codes only.

Vandlgard Functions: Designed to disengage outside spindle from latch when in locked condition. Inside lever is always free for immediate egress.

SCHLAGE ANSI

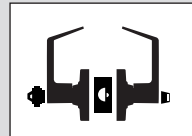
ND91PD F82



Entrance/Office Lock

Push-button locking. Push-button disengages outside lever until unlocked with key or by turning inside lever.

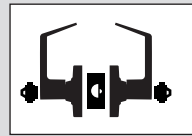
ND92PD F109



Entrance Lock

Turn/push-button locking; pushing and turning button disengages outside lever, requiring use of key until button is manually unlocked. Push-button locking; pushing button disengages outside lever until unlocked by key or by turning inside lever.

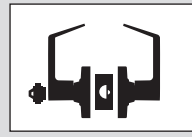
ND93PD F88



Vestibule Lock

Latch retracted by key from outside when outside lever is disengaged by key in inside lever. Inside lever is always unlocked for immediate egress.

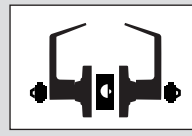
ND94PD F84



Classroom Lock

Outside lever disengaged and unlocked by key. Inside lever always unlocked for immediate egress.

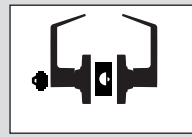
ND95PD F110



Classroom Security Lock

Key in either lever disengages or unlocks outside lever. Inside lever always unlocked for immediate egress.

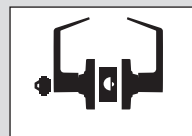
ND96PD F86



Storeroom Lock

Outside lever always disengaged. Entrance by key only. Inside lever always unlocked for immediate egress. Also available with Request to Exit (RX).

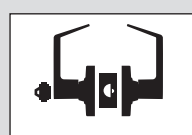
ND96PDEL



Electrically Locked (Fail Safe)

Outside lever continuously disengaged electrically. Unlocked by key outside or by switch or power failure. Auxiliary latch deadlocks latchbolt when door is closed. Inside lever always free for immediate egress. Also available with Request to Exit (RX).

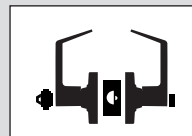
ND96PDEU



Electrically Unlocked (Fail Secure)

Outside lever continuously disengaged until unlocked by key or electric current. Auxiliary latch deadlocks latchbolt when door is closed. Inside lever always free for immediate egress. Also available with Request to Exit (RX).

ND97PD F90



Corridor Lock

Locked or unlocked by key from outside. Push-button locking from inside. Turning inside lever or closing door releases button. When outside lever is locked by key it can only be unlocked by key. Inside lever is always unlocked for immediate egress.

ANSI/BHMA Certified A156.2-2011, Series 4000, Grade 1, UL Listed for 3-hour fire door.

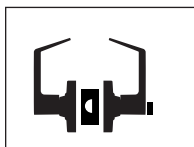
Pricing for all Speciality functions can be found on ND-10

CYLINDRICAL

Non-Keyed Locks

SCHLAGE ANSI

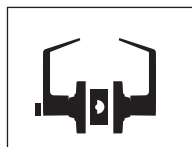
ND30D F77



Patio Lock

Push button locking. Turning inside lever or closing door releases button, preventing a lock-out. Inside lever always unlocked for immediate egress. Specify per XN12-007.

ND45



Time Out Lock

Caretaker Side
Pushing and holding button will lock inside lever (detention side) until released. Lever always retracts latch.
Detention Side
Lever retracts latch unless outside button is depressed. Vandlgard allows inside spindle to disengage from latch when locked.

A-Series

Keyed Locks

SCHLAGE ANSI

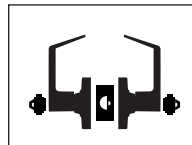
ND25 x 80PD



Storeroom Exit Lock

Blank plate outside. Key in fixed inside lever retracts latch. Specify per XN12-005.

ND70 x 80PD



Classroom by Storeroom Lock

Key locks and unlocks outside lever. Key in fixed inside lever retracts latch. Specify per XN12-006.

AL-Series

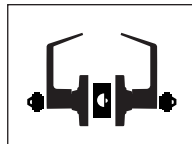
ND25 x 70PD



Classroom Exit Lock

Blank plate outside. Key locks or unlocks inside lever. Specify per XN12-004.

ND72PD F80

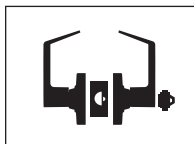


Communicating Lock

Key in either lever locks and unlocks own lever. Specify per XN12-002.

D-Series

ND60PD



Vestibule with Closed Outside Lever

Same as ND60 except outside lever is closed. Inside lever always unlocked for immediate egress. Specify per XN12-001.

ND-6

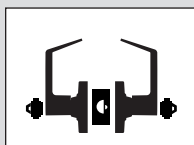
Keyed Locks

SCHLAGE ANSI

Vandlgard Functions:

Designed to disengage outside spindle from latch when in locked condition. Inside lever is always free for immediate egress.

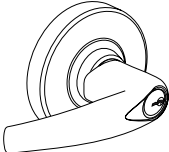


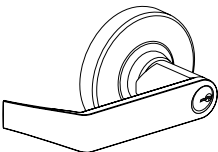
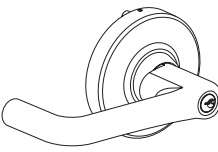




ND72PD



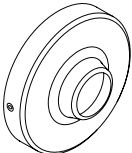

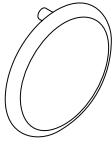


Vandlgard Communicating Lock

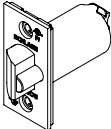
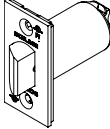
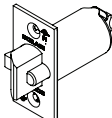
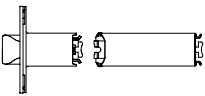
Communicating, ND72, lock with Vandlgard. Key in either lever locks and unlocks own lever. Both inside and outside levers are clutching. Specify per XN12-003.


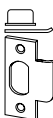

Complete Locks · ND Levers

Athens (ATH) 	Omega (OME) 	Sparta (SPA) 	Rhodes (RHO) 	Tubular (TLR) 
Latitude (LAT) 	Longitude (LON) 	Broadway (BRW) 	Boardwalk (BRK) 	

Commercial Lever Suite					
ND Levers	L Lock Levers	98/99 Exit	AL Lock	S Lock	F Lock
Athens	07	07	Jupiter	Jupiter	
Omega	Omega	16	Omega		
Sparta	17	17	Neptune	Neptune	Jazz
Rhodes	06	06	Saturn	Saturn	Elan
Tubular	03	03			
Latitude	Latitude	Latitude			Latitude
Longitude	Longitude	Longitude			
Broadway					
Boardwalk					

Roses				
Inside/Outside Rose, 03-042 RHO Levers: ATH, SPA, RHO, TLR, LAT, LON, BRW, BWK Size: 3 7/16" dia.	Omega Inside/Outside Rose, 03-042 OME Levers: OME Size: 3 7/16" dia.	Blank Outside Rose, N523-002 Outside Plate for: ND25, ND25X70 & ND25X80 Size: 3 1/2" dia.	Indicator Rose (Rhodes) XN12-035 Functions: ND75, ND95, ND60 & ND93 Levers: ATH, SPA, RHO, TLR, LAT, LON, BRW, BWK Size: 3 7/16" dia. Finish: 626 only	Indicator Rose (Omega) XN12-045 Functions: ND75, ND95, ND60 & ND93 Levers: OME Size: 3 7/16" dia. Finish: 626 only
				

Latches			
Deadlatch, 13-247 	Springlatch, 13-248 	Anti-Friction Fire Door Deadlatch, 14-042 	Backset Extension Link, 43-005 

Strikes		
ANSI Strike, 10-025 	T Strike, 10-013 	Square corner, T-strike, deep box, fire door latch, 10-016 

ND Levers - Complete Locks

CYLINDRICAL

A-Series

AL-Series

D-Series

ND-8

Function	Description	Designs and Finishes				PRIMARY CYLINDER ADJUSTMENTS AVAILABLE LEVERS AVAILABLE FINISHES								
		ATH OME RHO SPA TLR LAT LON BRW BRK			HSLR**	LD CD	RD TD*	JD	BD BDC	GD	HD*	LD-SAR LD-CO6	JD-SAR JD-CO6 JD-YA6 JD-MED	JD-CO7 JD-YA7
		626	605 606 612 619 622 625 643e	613 626AM	630									
Keyless														
ND10S	Passage	437	449	467	1,865									
ND12D	Exit, lever x lever													
ND12D EL/EU	Electrically locked or unlocked	680	692	710	2,108	ATH OME SPA RHO TLR HSLR			ATH SPA RHO TLR			RHO		
ND25D	Exit, blank plate x lever	437	449	467	1,865							626 605 606 612 619 625 643e 613 626AM		
ND40S	Privacy	503	515	533	1,931							605 606 612 613 619 622 625 626 643e 626AM		
ND44S	Privacy, hospital													
ND170	Single dummy	187	193	203	NA									
Keyed, Single Cylinder														
ND50PD	Entrance/Office	595	607	625	2,023	-64	38	-35	N/C	84	44	-64	-35	-35
ND53PD	Entrance													
ND70PD	Classroom													
ND73PD	Corridor													
ND80PD	Storeroom													
ND85PD	Faculty Restroom Lock	722	734	752	-95	NOT AVAILABLE								
ND91PD	Vandlgard® Entrance/Office	651	663	681	2,079	-64	38	-35	N/C	84	44	-64	-35	-35
ND92PD	Vandlgard® Entrance													
ND94PD	Vandlgard® Classroom													
ND96PD	Vandlgard® Storeroom													
ND97PD	Vandlgard® Corridor													
ND80PD EL/EU	Electrically locked or unlocked	797	809	827	2,225									
ND96PD EL/EU	Vandlgard® Electrically locked or unlocked	876	888	906	2,304									
Keyed, Double Cylinder														
ND60PD	Vestibule	709	721	739	2,137	-128	76	-70	N/C	168	88	-128	-70	-70
ND66PD	Store													
ND75PD	Classroom Security													
ND82PD	Institution													
ND93PD	Vandlgard® Vestibule Classroom Security	763	775	793	2,191									
ND95PD	Vandlgard® Classroom Security													
EVEREST AND RESTRICTED KEYWAY - DOES NOT APPLY TO PRIMUS														
EVEREST D & T FAMILY & RESTRICTED KEYWAYS (QUAD, NUMBERED, REVERSE)														
SL Cylinder with Everest B or Everest R keyways														
PRIMUS/PRIMUS XP - ORDER THE LOCK LESS CYLINDER AND THE CYLINDER SEPARATELY (PRICES BELOW)														
SINGLE KIL EXAMPLE: 1 EA. ND53LD & 1 EA. 20-765(-XP)														
DOUBLE KIL EXAMPLE: 1 EA. ND75CD & 2 EA. 20-765(-XP)														
SINGLE FSIC EXAMPLE: 1 EA. ND53JD & 1 EA. 20-740(-XP)														
DOUBLE FSIC EXAMPLE: 1 EA. ND75JD & 2 EA. 20-740(-XP)														
* Temporary cores (TD and HD options) require non-refundable core handling charge (50-231) of \$10.40 and will be added to the price of the lock.														
** Not Available until June 2019														

Latches		
Part Number	Backset - Description	Lock Adjustment
Spring Latch*		
13-248	2 3/4" - Square corner, 1 1/8" x 2 1/4"	N/C
14-010	3 3/4" - Square corner, 1 1/8" x 2 1/4"	+10.70
Deadlatch*		
14-047	2 3/8" - Square corner, 1 1/8" x 2 1/4"	N/C
14-048	2 3/8" - Square corner, 1 x 2 1/4"	N/C
13-247	2 3/4" - Square corner, 1 1/8" x 2 1/4"	N/C
14-042	2 3/4" - Anti-friction fire door latch 3/4" throw, modified latch prep for anti-friction tongue pivot	+181.00
14-028	3 3/4" - Square corner, 1 1/8" x 2 1/4"	+10.70
43-005	5" - Backset extension link2 - use with 2 3/4" backset latches	+33.10
*	All latch extensions require reinforcement when used in hollow metal door applications	

Strikes		
Part Number	Lip Length - Description	Lock Adjustment
10-013	1 1/8" - Square corner, T-strike, box, 1 1/8" x 2 3/4"	N/C
	1 1/2" - Square corner, T-strike, box, 1 1/8" x 2 3/4"	+4.60
10-016	1 1/8" - Square corner, T-strike, deep box, fire door latch	N/C
10-025	1 3/16" - ANSI, no box, 1 1/4" x 4 7/8"	N/C
	1 3/8" - ANSI, no box, 1 1/4" x 4 7/8"	+28.00
	1 1/2" - ANSI, no box, 1 1/4" x 4 7/8"	
K510-066	Box for ANSI strike, must be specified	N/C

Locks Less Components		
Description	Specify	Lock Adjustment
Less each lever	LLL for lever design Example: ND53PD LLL/RHO x ATH	-23.40
Less each rose	LLL for rose design Example: ND53PD RHO x RHO/LLL	-13.40
Less springlatch	LLL for latch Example: ND40S RHO 605 LLL 10-025	-24.90
Less deadlatch	LLL for latch Example: ND53PD SPA 626 LLL 10-025	-32.70
Less strike	LLL for strike Example: ND53PD ATH 612 13-047 LLL	-4.50
Lock chassis and spring cages only	Less all possible components Example: ND53LD LLL 626 LLL LLL, lever chassis	Sum of deducts

Non-Standard Door Thickness*		
Description	Specify	Lock Adjustment
1 3/8" thick doors - 2 chassis spacers (XN12-012) required; see ND-18	Door thickness and how door is extended. Example: 3", EO	+59.30
Extended Inside (EI)**; over 2" - 6"		+305.00
Extended Outside (EO)**; over 2" - 6"		
Extended Equally (EE)**; over 2 1/8" - 6"		+502.00
Extended Differently (ED)**; over 2" - 6"		
*	If not specified orders will default to EE	
**	For ND85, EE range is from over 2" to 6". EI, EO, and ED ranges are from over 1 7/8" to 6"	

Shaded items are standard components and are furnished with locks unless otherwise specified.

ND Levers - Options

CYLINDRICAL

A-Series

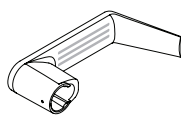
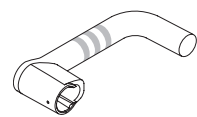
AL-Series

D-Series

ND-10

Indicator Rose ("LOCK" printed on inside rose)		
Part Number	Description	Lock Adjustment
XN12-035*	Indicator Rose - Rhodes	+33.90
XN12-045*	Indicator Rose - Omega	
*	Intended for the inside rose on double cylinder applications Available in 626 only - other finishes receive a standard rose. 75 & 95 - Standard Option - Lock adjustment does not apply; standard rose is available 60 & 93 - Optional - Lock adjustment does apply	

Miscellaneous Lock Options		
Specify/ Part Number	Description	Lock Adjustment
8AT	Tactile Lever - Athens	+45.90**
8RO	Tactile Lever - Rhodes	
8SP	Tactile Lever - Sparta	
8TR	Tactile Lever - Tubular	
8BK	Tactile Lever - Boardwalk	
8BY	Tactile Lever - Broadway	
8LT	Tactile Lever - Latitude	
8LN	Tactile Lever - Longitude	
XN13-052***	Break-Away Lever - Rhodes KIL (P,L,C,Z)	330.00
XN13-054***	Break-Away Lever - Rhodes FSIC (R,I,T)	
XN13-053***	Break-Away Lever - Rhodes SFIC (B,BDC,G,H)	
XN13-145***	Break-Away Lever - Rhodes Closed	
Torx Screws	Screws - Latch and Strike	+21.30
RX	Request to Exit Feature (Available on ND10, ND12, ND12EL/EU, ND80, ND80EL/EU, ND96, & ND96EL/EU functions) Ready to be used in a Normally Open or Normally Closed application.	+70.10
XN12-307	Lead Lining	+636.00
**	Per lever	
***	Break-Away levers have extended lead times The following secure functions are available with breakaway options for the exterior lever (When ordered, the correct lever must be identified for the functions – Closed, KIL, FSIC, SFIC): ND12, ND12EL/EU, ND30, ND50, ND53, ND60 (for both keyed and closed levers), ND66, ND70, ND72, ND73, ND75, ND80, ND80EL/EU, ND82, ND91, ND92, ND93, ND94, ND95, ND96, ND96EL/EU, ND97 Interior breakaway levers must be ordered via the following process – Lock(s) are ordered Less Lever for the interior lever and breakaway lever(s) are ordered separately. Applicable functions include: ND66, ND70X80, ND72, ND82	

Tactile Options	
	
Typical pattern for 8AT, 8LT, 8LN, 8RO, 8SP	Typical pattern for 8BK, 8BY, 8TR

Special Functions - Extended Lead Times				
Part Number		Function - Description	Base Lock	Lock Adjustment (Base Lock)
Lock Function	"X" Number			
ND25x80	XN12-005	ND25x80 - Blank plate outside, fixed lever inside. Key in lever retracts latch.	ND80	\$426.00
ND70x80	XN12-006	ND70x80 - Key locks or unlocks outside lever. Key in fixed inside lever retracts latch.	ND82	392.00
ND25x70	XN12-004	ND25x70 - Blank plate outside. Key locks or unlocks inside lever.	ND70	426.00
ND60	XN12-001	ND60 - Closed outside lever.	ND70	495.00
ND72	XN12-002	ND72 - Double cylinder communicating lock.	ND70	495.00
ND30D	XN12-007	ND30D - Patio lock.	ND40S	455.00
ND72	XN12-003	ND72 - Vandlgard® levers on inside and outside.	ND94	519.00
ND45	XN12-317	ND45 - Time out lock.	ND91LD	343.00

School Upgrade Kits		
Part Number	Description	All Designs and Finishes
Classroom to Corridor		
40-300	KIT, ND70 TO 73 CONVERSION	\$103.00
40-309	KIT, ND94 TO 97 CONVERSION	156.00
Order Example: 40-300 TLR 613		
Classroom to Classroom Security		
40-301	KIT, ND70 TO 75 CONVERSION, KIL	\$217.00
40-302	KIT, ND70 TO 75 CONVERSION, FSIC	
40-303	KIT, ND70/60 TO 75 CONVERSION, SFIC	
40-304 ⌘	KIT, ND70 TO 75 CONVERSION, KIL SAR	
40-305 ⌘	KIT, ND70 TO 75 CONVERSION, FSIC SAR	
40-306 ⌘	KIT, ND70 TO 75 CONVERSION, FSIC YA6	
40-307 ⌘	KIT, ND70 TO 75 CONVERSION, FSIC CO6	271.00
40-310	KIT, ND94 TO 95 CONVERSION, KIL	
40-311	KIT, ND94 TO 95 CONVERSION, FSIC	
40-312	KIT, ND94/93 TO 95 CONVERSION, SFIC	
40-313 ⌘	KIT, ND94 TO 95 CONVERSION, KIL SAR	
40-314 ⌘	KIT, ND94 TO 95 CONVERSION, FSIC SAR	
40-315 ⌘	KIT, ND94 TO 95 CONVERSION, FSIC YA6	271.00
40-316 ⌘	KIT, ND94 TO 95 CONVERSION, FSIC CO6	
Order Example: 40-312 RHO 626		
Vestibule to Classroom Security		
40-308	KIT, ND60 TO 75 CONVERSION	\$134.00
40-303	KIT, ND70/60 TO 75 CONVERSION, SFIC	217.00
40-317	KIT, ND93 TO 95 CONVERSION	186.00
40-312	KIT, ND94/93 TO 95 CONVERSION, SFIC	271.00
Order Example: 40-303 SPA 606		
Classroom/Classroom Security to Entrance/Storeroom		
40-325	KIT, ND70, ND94 TO ND50 CONVERSION	\$103.00
40-326	KIT, ND75, ND95 TO ND50 CONVERSION	
40-327	KIT, ND70, 94 to ND80 CONVERSION	
40-329	KIT, ND75, ND95 TO ND80 CONVERSION	
40-332	KIT, ND70, ND94 to ND91 CONVERSION	156.00
40-330	KIT, ND75, ND95 to ND91 CONVERSION	
40-328	KIT, ND70, ND94 to ND96 CONVERSION	
40-331	KIT, ND75, ND95 to ND96 CONVERSION	
40-331	KIT, ND75, ND95 to ND96 CONVERSION	
Note: Order Example - 40-332 RHO 626		

ND Levers - Conversion Guide

CYLINDRICAL

A-Series

AL-Series

D-Series

ND-12

Conversion Guide

Lock Structure	Function	Outside Spring Cage		Inside Spring Cage		Levers - see chart	
		Original	New	Original	New	Outside	Inside
Non-Keyed Locks	ND10	N123-043	N523-218	N123-032	N523-221	Closed	Closed
	ND12	N123-022	N523-218	N123-032	N523-221	Closed	Closed
	ND25	-	-	N123-032	N523-221	-	Closed
	ND170	-	-	63-104	N523-223	-	Closed
Non-Keyed w/ Push Button	ND30*	N123-022	N523-218	N123-032	N523-221	Closed	Push Button
	ND40*	N123-022	N523-218	N123-032	N523-221	Privacy	Push Button
	ND44**	N123-022	N523-218	N123-032	N523-221	Privacy	Push Button
	ND45*	N123-022	N523-218	N123-032	N523-221	Privacy	Closed
Single Cylinder Locks	ND60	N123-022	N523-218	N123-021	N523-222	Closed	Cylinder
	ND70	N123-022	N523-218	N123-032	N523-221	Cylinder	Closed
	ND80	N123-022	N523-218	N123-032	N523-221	Cylinder	Closed
	ND25X80	-	-	N123-021	N523-222	-	Cylinder
	ND25X70	-	-	N123-021	N523-222	-	Cylinder
	ND94	N123-022	N523-218	N123-032	N523-221	Cylinder	Closed
	ND96	N123-022	N523-218	N123-032	N523-221	Cylinder	Closed
Single Cylinder w/ Push Button	ND50*	N123-022	N523-218	N123-032	N523-221	Cylinder	Push Button
	ND53*	N123-022	N523-218	N123-032	N523-221	Cylinder	Push & Turn Button
	ND73*	N123-022	N523-218	N123-032	N523-221	Cylinder	Push Button
	ND85*	N123-022	N523-218	N123-032	N523-221	Cylinder	Push Button
	ND91*	N123-022	N523-218	N123-032	N523-221	Cylinder	Push Button
	ND92*	N123-022	N523-218	N123-032	N523-221	Cylinder	Push & Turn Button
	ND97*	N123-022	N523-218	N123-032	N523-221	Cylinder	Push Button
Double Cylinder Locks	ND60	N123-022	N523-218	N123-021	N532-222	Cylinder	Cylinder
	ND66	N123-022	N523-218	N123-021	N523-222	Cylinder	Cylinder
	ND75	N123-022	N523-218	N123-021	N523-222	Cylinder	Cylinder
	ND82	N123-022	N523-218	N123-021	N523-222	Cylinder	Cylinder
	ND70X80	N123-022	N523-218	N123-021	N523-222	Cylinder	Cylinder
	ND72	N123-022	N523-218	N123-021	N523-222	Cylinder	Cylinder
	ND93	N123-022	N523-218	N123-021	N523-222	Cylinder	Cylinder
	ND95	N123-022	N523-218	N123-021	N523-222	Cylinder	Cylinder
Electrified	ND12EL	N123-022	N523-218	N123-032	N523-221	Closed	Closed
	ND12EU	N123-022	N523-218	N123-032	N523-221	Closed	Closed
	ND80EL	N123-022	N523-218	N123-032	N523-221	Cylinder	Closed
	ND80EU	N123-022	N523-218	N123-032	N523-221	Cylinder	Closed
	ND96EL	N123-022	N523-218	N123-032	N523-221	Cylinder	Closed
	ND96EU	N123-022	N523-218	N123-032	N523-221	Cylinder	Closed

Lever Conversion			
Lever Type	Original	New	Available Designs**
Closed	03-030	03-230	ATH, RHO, SPA, TLR, OME
Privacy	03-031	03-231	ATH, RHO, SPA, TLR, OME
Push or Push & Turn Button	03-031	03-233	ATH, RHO, SPA, TLR, OME
Cylinder - Schlage KIL (P,L)	03-031	03-231	ATH, RHO, SPA, TLR, OME
Cylinder - Schlage FSIC (R,J,T)	03-032	03-232	ATH, RHO, SPA, TLR, OME
Cylinder - Schlage SFIC (B, BDC, G, H)	03-000	03-200	ATH, RHO, SPA, TLR, OME
Cylinder - CR* KIL (L-CO6)	-	03-234	ATH, RHO, SPA, TLR
Cylinder - CR* FSIC (J-CO6)	03-066	03-266	ATH, RHO, SPA, TLR
Cylinder - CR* 7-pin FSIC (J-CO7)	-	03-235	RHO
Cylinder - Medeco 31 (J-YA6)	03-055	03-255	ATH, RHO, SPA, TLR
Cylinder - Medeco 32 (J-MED)	-	03-237	ATH, RHO, SPA, TLR
Cylinder - Sargent KIL (L-SAR)	03-044	03-244	ATH, RHO, SPA, TLR
Cylinder - Sargent FSIC (J-SAR)	03-077	03-277	ATH, RHO, SPA, TLR
Cylinder - Yale FSIC (J-YA6)	03-055	03-255	ATH, RHO, SPA, TLR
Cylinder - Yale 7-pin FSIC (J-YA7)	-	03-236	RHO
Cylinder - Best	03-000	03-200	RHO, SPA, ATH, TLR, OME

CR*: Corbin Russwin
 Available Designs**: ATH=Athens, RHO=Rhodes, SPA=Sparta, TLR=Tubular, OME=Omega

Spring Cage Conversion				
Cylinder Format	Outside Spring Cages		Inside Spring Cages	
	Original	New	Original	New
PD, ZD, LD, JD, RD	N123-022	N523-218	N123-021	N523-222
BDC, BD, GD, HD	N123-056		N123-057	
LD SAR , LD CO6	N123-064		N123-067	
JD CO6, JD SAR, JD CO7	N123-066		N123-069	
JD YA6, JD YA7, JD MED	N123-065	N523-224	N123-068	N523-225

Button Conversion		
	Original	New
Push	N523-000	N523-209
Push & Turn Button	N523-001	N523-210
85 Function	N523-124	N523-211

Tailpiece Kits			
SCH-FSIC	N523-127	SCH-SFIC	N523-091
LD SAR	09-060	LD CO6	10-140
JD YA6	09-061	JD CO7	10-141
JD CO6	09-062	JD YA7	10-142
JD SAR	09-063	JD MED	10-143

Plunger Assembly Conversion		
	Original	New
Push and Turn Button Plunger Bar (ND53, ND91)	N123-017	N123-085
Push Button Plunger Bar (ND30,ND40,ND44,ND50,ND73,ND91,ND97)	N123-028	N123-086
Push Button Plunger Bar (ND85)	24071920	N123-087

ND Levers - Parts

CYLINDRICAL

A-Series

AL-Series

D-Series

ND-14

Levers		605	606	612	613	619	622	625	626	643e	626AM
Available Finishes		▪	▪	▪	▪	▪	▪	▪	▪	▪	▪
Part Number*	Description	Price Each									
New Product beginning February 2017											
03-230	Lever - Closed; ATH, RHO, SPA, TLR, OME	\$136.00									
03-233	Lever - Push or Push & Turn Button; ATH, RHO, SPA, TLR, OME										
03-231	Lever - Cylinder - Schlage KIL (P,L,C,Z); ATH, RHO, SPA, TLR, OME										
03-232	Lever - Cylinder - Schlage FSIC (R,J,T); ATH, RHO, SPA, TLR, OME										
03-200	Lever - Cylinder - Schlage SFIC (B,BDC,G,H); ATH, RHO, SPA, TLR, OME										
03-234	Lever - Cylinder - CR KIL (L-CO6); ATH, RHO, SPA, TLR										
03-266	Lever - Cylinder - CR FSIC (J-CO6); ATH, RHO, SPA, TLR										
03-235	Lever - Cylinder - CR 7-pin FSIC (J-CO7); RHO										
03-255	Lever - Cylinder - Medeco 31 (J-YA6); ATH, RHO, SPA, TLR										
03-237	Lever - Cylinder - Medeco 32 (J-MED); ATH, RHO, SPA, TLR										
03-244	Lever - Cylinder - Sargent KIL (L-SAR); ATH, RHO, SPA, TLR	252.00									
03-277	Lever - Cylinder - Sargent FSIC (J-SAR); ATH, RHO, SPA, TLR										
03-255	Lever - Cylinder - Yale FSIC (J-YA6); ATH, RHO, SPA, TLR										
03-236	Lever - Cylinder - Yale 7-pin FSIC (J-YA7); RHO										
Original Product**											
03-030	Lever - Closed; ATH, RHO, SPA	136.00									
03-031	Lever - Cylinder - Schlage Open (P,L,C,Z); ATH, RHO, SPA										
03-032	Lever - Cylinder - Schlage FSIC (R,J,T); ATH, RHO, SPA										
03-000	Lever - Cylinder - Schlage SFIC (B,BDC,G,H); ATH, RHO, SPA										
	* Specify part number and finish. Ex: 03-231 ATH 626										
	** All lever service items for original product supporting Non-SCHLAGE cores and TLR and OME need to convert to the new product.										

New Lever Options		605	606	612	613	619	622	625	626	643e	626AM
Available Finishes		▪	▪	▪	▪	▪	▪	▪	▪	▪	▪
Part Number	Description	Price Each									
	Suffix	Design	Design Code								
47258044	Lever - Closed	BOARDWALK	BRK	\$136.00							
47258056	Lever - Push or Push & Turn Button	BOARDWALK	BRK								
47258052	Lever - Cylinder - Schlage FSIC (R,J,T)	BOARDWALK	BRK								
47258048	Lever - Cylinder - Schlage KIL (P,L,C,Z)	BOARDWALK	BRK								
47258040	Lever - Cylinder - Schlage SFIC (B,BDC,G,H)	BOARDWALK	BRK								
47258043	Lever - Closed	BROADWAY	BRW								
47258055	Lever - Push or Push & Turn Button	BROADWAY	BRW								
47258051	Lever - Cylinder - Schlage FSIC (R,J,T)	BROADWAY	BRW								
47258047	Lever - Cylinder - Schlage KIL (P,L,C,Z)	BROADWAY	BRW								
47258039	Lever - Cylinder - Schlage SFIC (B,BDC,G,H)	BROADWAY	BRW								
47258045	Lever - Closed	LATITUDE	LAT	\$182.00							
47258057	Lever - Push or Push & Turn Button	LATITUDE	LAT								
47258053	Lever - Cylinder - Schlage FSIC (R,J,T)	LATITUDE	LAT								
47258049	Lever - Cylinder - Schlage KIL (P,L,C,Z)	LATITUDE	LAT								
47258041	Lever - Cylinder - Schlage SFIC (B,BDC,G,H)	LATITUDE	LAT								
47258046	Lever - Closed	LONGITUDE	LON								
47258058	Lever - Push or Push & Turn Button	LONGITUDE	LON								
47258054	Lever - Cylinder - Schlage FSIC (R,J,T)	LONGITUDE	LON								
47258050	Lever - Cylinder - Schlage KIL (P,L,C,Z)	LONGITUDE	LON								
47258042	Lever - Cylinder - Schlage SFIC (B,BDC,G,H)	LONGITUDE	LON								
47260554*	Lever - Closed	BOARDWALK	BRK	\$182.00							
47260542*	Lever - Push or Push & Turn Button	BOARDWALK	BRK								
47260546*	Lever - Cylinder - Schlage FSIC (R,J,T)	BOARDWALK	BRK								
47260550*	Lever - Cylinder - Schlage KIL (P,L,C,Z)	BOARDWALK	BRK								
47260538*	Lever - Cylinder - Schlage SFIC (B,BDC,G,H)	BOARDWALK	BRK								
47260553*	Lever - Closed	BROADWAY	BRW								
47260541*	Lever - Push or Push & Turn Button	BROADWAY	BRW								
47260545*	Lever - Cylinder - Schlage FSIC (R,J,T)	BROADWAY	BRW								
47260549*	Lever - Cylinder - Schlage KIL (P,L,C,Z)	BROADWAY	BRW								
47260537*	Lever - Cylinder - Schlage SFIC (B,BDC,G,H)	BROADWAY	BRW								
47260555*	Lever - Closed	LATITUDE	LAT	\$182.00							
47260543*	Lever - Push or Push & Turn Button	LATITUDE	LAT								
47260547*	Lever - Cylinder - Schlage FSIC (R,J,T)	LATITUDE	LAT								
47260551*	Lever - Cylinder - Schlage KIL (P,L,C,Z)	LATITUDE	LAT								
47260539*	Lever - Cylinder - Schlage SFIC (B,BDC,G,H)	LATITUDE	LAT								
47260556*	Lever - Closed	LONGITUDE	LON								
47260544*	Lever - Push or Push & Turn Button	LONGITUDE	LON								
47260548*	Lever - Cylinder - Schlage FSIC (R,J,T)	LONGITUDE	LON								
47260552*	Lever - Cylinder - Schlage KIL (P,L,C,Z)	LONGITUDE	LON								
47260540*	Lever - Cylinder - Schlage SFIC (B,BDC,G,H)	LONGITUDE	LON								

*Specifies Tactile Lever



Spring Cages		
Part Number	Description	Price Each
New Product beginning February 2017		
N523-218	Springcage & Lever Catch Assy. - Outside Standard (P, L, C, Z, R, J, T, B, BDC, G, H, L-SAR, L-CO6, J-CO6, J-SAR, J-CO7)	\$69.40
N523-222	Springcage & Lever Catch Assy. - Inside with Cylinder (P, L, C, Z, R, J, T, B, BDC, G, H, L-SAR, L-CO6, J-CO6, J-SAR, J-CO7)	69.40
N523-224	Springcage & Lever Catch Assy. - Outside Competitor Cores (J-YA6, J-YA7, J-MED)	144.00
N523-225	Springcage & Lever Catch Assy. - Inside Competitor Cores (J-YA6, J-YA7, J-MED)	144.00
N523-221	Springcage & Lever Catch Assy. - Inside Less Cylinder	48.80
N523-223	Springcage & Lever Catch Assy. - Dummy Function	119.00
Original Product***		
N123-021	Inside spring cage for all double cylinder functions except SFIC	\$69.40
N123-022	Outside spring cage for all functions except SFIC and ND10	69.40
N123-032	Inside Spring Cage for all functions except double cylinder functions	50.10
N123-043	Outside spring cage ND10	58.90
N123-056	Outside spring cage for all SFIC functions	72.60
N123-057	Inside spring cage for all SFIC double cylinder functions	45.90
***	All spring cage service items for the original product supporting Non-SCH cores need to convert to the new product.	

Conversion Kits		605	606	612	613	619	622	625	626	643e	626AM
Available Finishes		•	•	•	•	•	•	•	•	•	•
Part Number	Backset - Description	Price Each									
40-400	Outside Spring Cage / Lever Conversion Kit	\$221									
40-600	Inside Spring Cage / Lever Conversion Kit										
Notes:	All kits will contain a spring cage and lever. Some kits will contain a button or tailpiece. Kits are limited to previously offered product - KIL, FSIC, SFIC, L-SAR, J-SAR, J-CO6, J-YA6 When ordering specify: Function, Trim, Finish and Core (if applicable)										

Roses		605	606	612	613	619	622	625	626	643e	626AM
Available Finishes		•	•	•	•	•	•	•	•	•	•
Part Number	Description	Price Each									
03-042*	Outside / Inside Rose - RHO OME	104.00									
N523-002*	Blank Plate, ND25 (not available in 626AM)	107.00									
XN12-035	Indicator Rose - Rhodes (626 Only)	128.00									
XN12-045	Indicator Rose - Omega (626 Only)										
*	Specify part number and finish. Ex: 03-042 OME 626										

Buttons / Plunger Assemblies		605	606	612	613	619	622	625	626	643e	626AM
Available Finishes		•	•	•	•	•	•	•	•	•	•
Part Number	Description	Price Each									
New Product beginning February 2017											
N123-034*	Emergency Button and Plunger (ND40 outside)	\$69.90									
N123-035*	Emergency Turn Button and Plunger (ND44 outside)	131.00									
N523-209*	Button - Push (ND30,ND40,ND44,ND50,ND73,ND91,ND97)	9.80									
N523-210*	Button - Push & Turn Button (ND53,ND92)	18.70									
N523-211*	Button - Push (ND85)	11.10									
N123-085**	Push and Turn Plunger Bar (ND53, ND91)	12.50									
N123-086**	Push Button Plunger Bar (ND30,ND40,ND44,ND50,ND73,ND91,ND97)	13.80									
N123-087**	Push Button Plunger Bar (ND85)	12.20									
Original Product											
N523-000*	Button - Push (ND30,ND40,ND44,ND50,ND73,ND91,ND97)	\$9.80									
N523-001*	Button - Push & Turn Button (ND53,ND92)	18.70									
N523-124*	Button - Push (ND85)	11.10									
*	Specify part number and finish. Ex: N523-210 626										
**	Plunger assemblies will support both new (smaller dia.) and old (larger dia.) buttons; finish specification is not required										

ND Levers - Parts

CYLINDRICAL

Latches / Related Components

Available Finishes		605	606	612	613	619	622	625	626	643e	626AM
Part Number*	Description	Price Each									
Spring Latch											
13-248	2 3/4" - Square corner, 11/8" x 2 1/4"	\$90.10									
14-010	3 3/4" - Square corner, 1 1/8" x 2 1/4"	108.00									
Dead Latch											
14-047	2 3/8" - Square corner, 1 1/8" x 2 1/4"	117.00									
14-048	2 3/8" - Square corner, 1" x 2 1/4"	117.00									
13-247	2 3/4" - Square corner, 1 1/8" x 2 1/4"	90.10									
14-042	2 3/4" - Anti-friction Fire Door Latch 1" Square corner, 1 1/8" x 2 1/4", 3/4" Throw	358.00									
14-028	3 3/4" - Square corner, 1 1/8" x 2 1/4"	108.00									
43-005	5" - Backset extension link - use with 2 3/4" backset latches	33.10									
39-030	Rabbeted latch and strike kit - adapts square corner latches and 2 3/4" high square corner strikes to 1/2" rabbeted door and frame preparations. (Available in 626 and 605)	58.10									
* Specify part number and finish. Ex: 13-248 622											

A-Series

Strikes

Available Finishes		605	606	612	613	619	622	625	626	643e	626AM
Part Number	Lip Length - Description	Price Each									
10-013-118*	1 1/8" - Square corner, T-strike, box, 1 1/8" x 2 3/4"	\$11.80									
10-013-112*	1 1/2" - Square corner, T-strike, box, 1 1/8" x 2 3/4"	16.50									
10-016*	1 1/8" - Square corner, T-strike, deep box, 1 1/8" x 2 3/4" 1 1/8" Use with fire door latch	15.70									
10-025-1316*	1 3/16" - ANSI, no box, 1 1/4" x 4 7/8"	15.20									
10-025-138*	1 3/8" - ANSI, no box, 1 1/4" x 4 7/8"	43.70									
10-025-112*	1 1/2" - ANSI, no box, 1 1/4" x 4 7/8"	7.20									
K510-066	Box for ANSI strike	7.20									
* Specify part number and finish. Ex: 10-025-1316 626											

AL-Series

Cylinder Reference Table

Available Finishes				606	626
Part Number*	Cylinder Mechanism	Function	Design	Price Each Open	Price Each Restricted
23-065	Standard	Standard Function	All	\$64.00	\$81.50
91-018	Everest SL (R/B Keyways only)				81.50
20-765	Primus			141.00	
20-765-XP	Primus XP				
91-718-XP	Everest SL Primus XP (R/B Keyways only)			141.00	
20-565	Primus UL437			174.00	
20-565-XP	Primus UL437 XP				
23-000	Standard			ND85	
* Specify part number and finish. Ex: 23-065 626					

D-Series

ND-16

Tailpieces

Part Number	Description	Price Each
N523-127	Core Driver - SCH FSIC	\$2.70
N523-091	Core Driver - SCH SFIC	12.20
09-060	Core Driver - LD SAR	2.90
09-061	Core Driver - JD YA6	24.00
09-062	Core Driver - JD CO6	13.00
09-063	Core Driver - JD SAR	
10-140	Core Driver - LD CO6	11.00
10-141	Core Driver - JD CO7	5.80
10-142	Core Driver - JD YA7	23.00
10-143	Core Driver - JD MED	23.00
09-774	SFIC Core Driver and Spacer	15.00
D500-000	SFIC Core Spacer - Spacer required for 6-pin, no spacer required for 7-pin	1.60
XN12-292	Tail piece Sargent XC SFIC	13.00

Chassis Kits

Function	Description	Number	Name	Price Each
ND10	Passage latch	S00031721271-KIT	24088254 ND10 CHASSIS ONLY	\$94.00
ND10 RX		S00031769709-KIT	24088429 ND10RX CHASSIS ONLY	190.00
ND12	Exit lock	S00031721363-KIT	24088262 ND12/80 CHASSIS ONLY	107.00
ND12EL	Electrically locked exit lock	S00033868134-KIT	63-180 ND12/80EL CHASSIS ONLY	424.00
ND12EL RX		S00033868172-KIT	63-184 ND12/80EL RX CHASSIS ONLY	464.00
ND12EU	Electrically unlocked exit lock	S00033868141-KIT	63-181 ND12/80EU CHASSIS ONLY	424.00
ND12EU RX		S00033868189-KIT	63-185 ND12/80EU RX CHASSIS ONLY	464.00
ND25	Exit lock	S00031721394-KIT	24088296 ND25 CHASSIS ONLY	60.00
ND25X70	Classroom exit lock	S00031720557-KIT	24088213 ND25X70 CHASSIS ONLY	74.00
ND25X80	Storeroom exit lock	S00031720946-KIT	24088221 ND25X80 CHASSIS ONLY	75.00
ND30	Patio lock	S00031733663-KIT	24088304 ND30/40/44 CHASSIS ONLY	151.00
ND40	Bath/Bedroom privacy lock			
ND44	Hospital privacy lock			
ND45	Time out lock	S00031969024-KIT	24210718 ND45 CHASSIS ONLY	104.00
ND50	Entrance/office lock	S00031721097-KIT	24088247 ND50/53 CHASSIS ONLY	105.00
ND53	Entrance lock			
ND60	Vestibule with closed outside lever	S00031733762-KIT	24088320 ND60/XN12-001 CHASSIS ONLY	109.00
ND66	Store lock	S00031733793-KIT	24088338 ND66 CHASSIS ONLY	237.00
ND70	Classroom lock	S00031733809-KIT	24088346 ND70 CHASSIS ONLY	99.00
ND70X80	Classroom by storeroom lock	S00031720984-KIT	24088239 ND70X80 CHASSIS ONLY	96.00
ND72	Communicating lock	S00031720328-KIT	24088197 ND72 XN12-002 CHASSIS ONLY	93.00
ND73	Corridor lock	S00031733830-KIT	24088353 ND73 CHASSIS ONLY	82.00
ND75	Classroom security lock	S00031719902-KIT	24088163 ND75 CHASSIS ONLY	222.00
ND80	Storeroom lock	S00031721363-KIT	24088262 ND12/80 CHASSIS ONLY	107.00
ND80EL	Electrically locked storeroom lock	S00033868134-KIT	63-180 ND12/80EL CHASSIS ONLY	424.00
ND80EL RX		S00033868172-KIT	63-184 ND12/80EL RX CHASSIS ONLY	464.00
ND80EU	Electrically unlocked storeroom lock	S00033868141-KIT	63-181 ND12/80EU CHASSIS ONLY	424.00
ND80EU RX		S00033868189-KIT	63-185 ND12/80EU RX CHASSIS ONLY	464.00
ND82	Institution lock	S00031733847-KIT	24088361 ND82 CHASSIS ONLY	99.00
ND85	Faculty restroom lock	S00031733977-KIT	24088411 ND85 CHASSIS ONLY	108.00
ND72	Communicating lock	S00031720458-KIT	24088209 ND72 XN12-003 CHASSIS ONLY	148.00
ND91	Entrance/office lock	S00031733861-KIT	24088379 ND91/92 CHASSIS ONLY	161.00
ND92	Entrance lock			
ND93	Vestibule lock	S00031733878-KIT	24088387 ND93 CHASSIS ONLY	165.00
ND94	Classroom lock	S00031733892-KIT	24088395 ND94 CHASSIS ONLY	155.00
ND95	Classroom security lock	S00031720168-KIT	24088171 ND95 CHASSIS ONLY	278.00
ND96	Storeroom lock	S00031733922-KIT	24088403 ND96 CHASSIS ONLY	163.00
ND96EL	Electrically locked storeroom lock	S00033868158-KIT	63-182 ND96EL CHASSIS ONLY	480.00
ND96EL RX		S00033868196-KIT	63-186 ND96EL RX CHASSIS ONLY	519.00
ND96EU	Electrically unlocked storeroom lock	S00033868165-KIT	63-183 ND96EU CHASSIS ONLY	480.00
ND96EU RX		S00033868202-KIT	63-187 ND96EU RX CHASSIS ONLY	519.00
ND97	Corridor lock	S00031720281-KIT	24088189 ND97 CHASSIS ONLY	138.00

VANDLGD

EXAMPLE:
ND10 PASSAGE LATCH
 KIT # S00031721271-KIT

INCLUDES

- | | | | |
|----|-----------------|----|--------------------|
| 1 | SLIDE SPRING | 30 | SLIDE CLIP |
| 6 | CHASSIS SCREW | 37 | ADJUSTMENT PLATE |
| 23 | OUTSIDE HOUSING | 38 | SPINDLE |
| 24 | INSIDE HUB | 52 | GAUGE INSERT |
| 29 | SLIDE | 53 | INSERT, INSIDE HUB |

ND Levers - Parts

CYLINDRICAL

Keycam Assemblies

Part Number	Description	Price Each
N223-066	Electrified Keycam Assembly (Motor) - ND12EL/EU, ND80EL/EU, & ND96EL/EU	\$35.40
N123-045	Keycam Assembly ND40, ND44	7.20
N123-007	Keycam Assembly ND50, ND53, ND60	17.00
N123-010	Keycam Assembly ND73, ND70, ND72, ND25x70, ND70x80 Outside	17.10
N123-059	Keycam Assembly ND75, ND95 Inside	74.40
N123-008	Keycam Assembly ND82, ND12, ND80, ND25x80, ND70x80 Inside	20.60
N123-055	Keycam Assembly ND85	99.80
N123-011	Keycam Assembly ND91, ND92, ND93	23.20
N123-012	Keycam Assembly ND94	23.20
N123-098	Keycam Assembly ND95 Outside	99.80
N123-013	Keycam Assembly ND96	19.00
N123-097	Keycam assembly ND97	19.20
N523-065	Cam pin for ND60 and ND93	5.30
N523-066	Cam for inside ND60 and ND93	56.90
N123-076	Keycam Assembly ND66 Outside and Inside, and ND75 Outside	96.10

A-Series

Slide / Related Components

Part Number	Description	Price Each
C503-019	Slide Spring	\$6.70
C604-187	Slide Catch Restoring	7.40
C604-188	Slide Catch Non-restoring	7.40
C604-191	Slide Catch Spring	7.40
N523-025	Slide Clip	4.50
N523-149	Slide (previous part number was N523-024)	21.40

AL-Series

Spindles

Part Number	Description	Price Each
N523-013	Outside Spindle	\$12.10
N523-019	Outside Electrified Spindle	11.60
N523-177	Inside Spindle	3.80

D-Series

Electrified Chassis Components

Part Number	Description	Price Each
24088551	Outside Electrified Housing	\$12.40
N623-017	Inside Electrified Hub	7.00
N223-062	Motor Assembly Non-Vandlgard	303.00
N223-063	Motor Assembly Vandlgard	333.00
N523-131	Anti-rotation plate - RX product	8.50
N523-194	RX Switch	61.10
N123-062	RX Upgrade Kit	70.10

ND-18

Misc. Chassis Components

Part Number	Description	Price Each
C503-331	Plunger Spring (order in multiples of 50)	\$0.14
24088544	Outside Housing	11.90
24085037	Inside Hub for all Non-electrified functions except the ND66 and ND82	5.20
24085060	Inside Hub for ND66 & ND82 Functions	5.20
N523-020	Emergency cylinder for ND40 & ND44 functions	5.50
N523-041	Catch stop	5.40
N523-054	Adjustment Plate	5.40
N523-055	Anti-rotation plate	5.40
N523-063	Plunger Sleeve for ND60 and ND93	3.90
N523-064	Plunger for ND60 and ND93	13.60
N523-067	Plunger Bar for ND66	3.90
N523-069	Dummy Insert for ND170	13.60
N523-105	Threaded rod for mounting ND170s as double dummy set	5.40

Special Parts											
Available Finishes		605	606	612	613	619	622	625	626	643e	626AM
		•	•	•	•	•	•	•	•	•	•
Part Number	Description	Price Each									
XQ02-309* **	10-013 Strike, 7/8" flat lip	40.60									
XQ03-494* **	10-013 Strike, 1 5/8" – 6" lip	170.00									
	10-013 Strike, 6 1/8" – 12" lip	216.00									
XQ07-351* **	10-025 Strike, 7/8" flat lip	42.70									
	10-025 Strike, lips thru 6" (except 7/8", 1 3/16", 3/8" and 1 1/2")	206.00									
XC03-069	Extension Links, used with 2-3/4" backset latch, range over 5" - 42"; not adjustable	760.10									
XN12-012*	Chassis Spacer for 1 3/8" door (2 required)	79.00									
XN13-052	Lever - Break-Away - Schlage KIL (P,L,C,Z); RHO	394.00									
XN13-054	Lever - Break-Away - Schlage FSIC (R,J,T); RHO										
XN13-053	Lever - Break-Away - Schlage SFIC (B,BDC,G,H); RHO										
	* Specify part number and finish. Ex: XN12-012 626										
	** Specify lip length.										

Hollow Metal Door Reinforcements		
Part Number	Description	Price Each
37-001	Metal door reinforcer kit, fits both 7/8" and 1" diameter housings - Specify door thickness, includes A501-567 and A501-565 or A501-566	\$39.30
24483760	Latch Spacer – fits 1" diameter latch housing and 1-3/4" hollow metal doors (steel & aluminum)	5.40
A501-565	Reinforcer for 1 3/8" thick non-reinforced metal doors. Fits both 7/8" and 1" diameter housings.	19.80
A501-566	Reinforcer for 1 3/4" thick non-reinforced metal doors. Fits both 7/8" and 1" diameter housings.	
A501-567	3 1/2" Long latch housing sleeve used to reinforce joint between latch and backset link or to hold latch in metal doors	12.30

Screws											
Available Finishes		605	606	612	613	619	622	625	626	643e	626AM
		•	•	•	•	•	•	•	•	•	•
Part Number	Description	Door Thickness	Type	Size	Price Each						
A501-171* **	ND170, washer	—	Washer	—	\$1.20						
N523-092* **	ND170, mounting screw	1 1/2" – 2"	POH Machine	1/4" 20 x 2 1/2"	1.40						
L583-133* **	ND170, mounting surface	—	Sheet Metal	1#8 x 1"	0.90						
C603-256* **	ANSI strike	—	PFH Combo	12-24 x 1"	1.00						
C603-897* **	Latch and strike	—	PFH Combo	#8 x 3/4"	0.90						
N523-021**	Spring cage screws	1 3/8" – 2"	PFH Machine	#10 x 32 x 2 1/8"	1.90						
N623-030	Motor assembly	—	PFH Combo	#4-40 X 3/16	5.40						
N523-135	RX switch	—	Hex B.H.	#2-56 x 3/8"	0.60						
N523-240	Chassis to spring cage	—	PFH Combo	#8-32 X 1/4"	0.58						
L583-454	Chassis	—	PFH	#8-32 X 3/8"	1.50						
	* Specify part number and finish. Ex: C603-256 626										
	** Order in multiples of 100										

CYLINDRICAL

B250-1

AL-Series

D-Series

ND-19

CYLINDRICAL

Screw Packs												
Available Finishes			605	606	612	613	619	622	625	626	643e	626AM
			▪	▪	▪	▪	▪	▪	▪	▪	▪	
Part Number*	Description	Contents	Price Each									
B202-517	Latch and strike	(4) C603-897	\$8.30									
C203-736	ANSI strike	(2) C603-256	6.60									
N123-020	Mounting, all except ND170	(4) C603-897 (2) C603-256 (2) N523-021 (1) M504-271	8.70									
N123-040	Mounting, ND170	(2) L583-133 (1) N523-092 (1) A501-171 (1) M504-271	10.20									
* Specify part number and finish. Ex: N123-020 626												

A-Series

Screws Packs, Torx												
Available Finishes			605	606	612	613	619	622	625	626	643e	626AM
			▪	▪	▪	▪	▪	▪	▪	▪	▪	
Part Number*	Description	Contents	Price Each									
C203-311	Latch and strike (T-15 installation tool included)	(4) C503-766 (T-15)	\$21.30									
C203-312	Latch and ANSI strike (T-xx installation tool included)	(2) C503-766 (T-15) (2) L583-371 (T-20)										
* Specify part number and finish. Ex: C203-311 626												

AL-Series

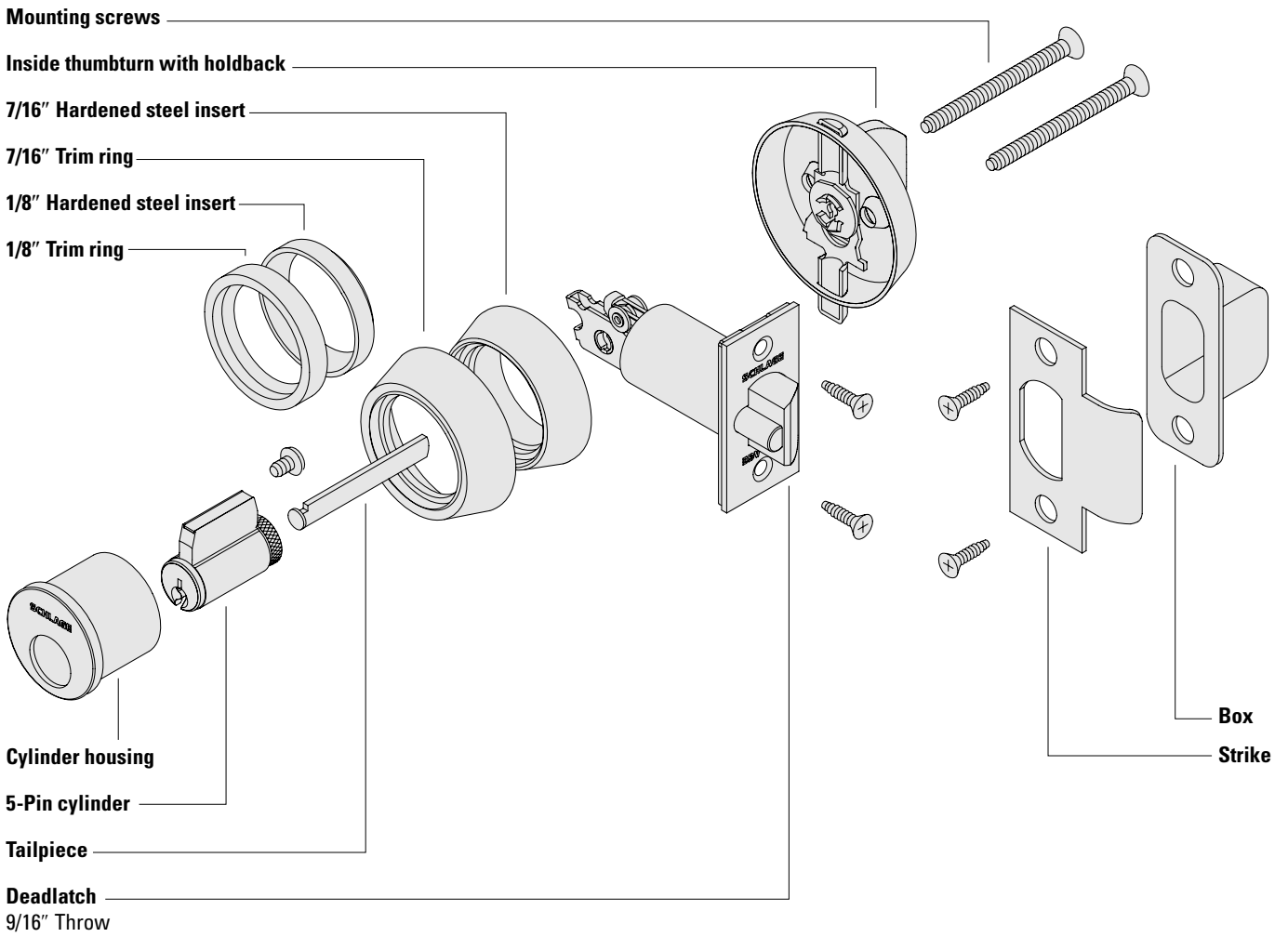
Allegion Connect Harnesses - Prices listed are net, discounting does not apply

Part Number	Description	Price Each
Harnesses with Molex Connectors on both ends (for use with Hollow Metal Doors)		
CON-6	6" Wire Harness (internal p/n 106190-00)	\$10.50
CON-12	12" Wire Harness (internal p/n 106191-00)	14.00
CON-26	26" Wire Harness (internal p/n 106192-00)	15.80
CON-32	32" Wire Harness (internal p/n 106193-00)	16.90
CON-38	38" Wire Harness (internal p/n 106194-00)	18.50
CON-44	44" Wire Harness (internal p/n 106195-00)	18.00
CON-50	50" Wire Harness (internal p/n 106196-00)	18.50
CON-192	192" Wire Harness (internal p/n 106197-00)	44.20
Harnesses with Molex Connector on one end, crimped pins on other w/ attachable Molex connector (for use with Wood Doors)		
CON-6P	6" Wire Harness (internal p/n 106201-00)	\$13.40
CON-12P	12" Wire Harness (internal p/n 106202-00)	16.90
CON-26P	26" Wire Harness (internal p/n 106203-00)	18.50
CON-32P	32" Wire Harness (internal p/n 106204-00)	19.80
CON-38P	38" Wire Harness (internal p/n 106205-00)	20.30
CON-44P	44" Wire Harness (internal p/n 106206-00)	20.90
CON-50P	50" Wire Harness (internal p/n 106207-00)	21.50
CON-192P	192" Wire Harness (internal p/n 106208-00)	46.50
Harness with Molex Connector on one end, stripped leads on other (for connection to power supply)		
CON-6W	6" extension to power supply (internal p/n 106210-00)	\$13.40
Service Kit		
CON-KIT	Connector Service Kit (internal p/n 050823-00-00) contains: -100 each male & female terminals -10 each 4-pin and 8-pin male connectors -10 each 4-pin and 8-pin female connectors - 1 extraction tool"	\$111.00

ND-20

B250 Series

Grade 2 Deadlatch



DEADBOLT

B250-1

B500-Series

B600/700/800-Series

B250 Series

Ordering Procedures

To order Schlage products, descriptive data should be in the same sequence as shown below.

Line Item	Qty	Product	Outside		Inside		Hand	Latch	Strike	Dr Thk	Ext	DIM	Additional Details
			DES	FIN	DES	FIN							
1	10	B252P		626		613		12-103	10-025	214	EE	1316	KA

Line Item: Line item number

Qty: Quantity

Product: Product function + cylinder code

Outside Des: Outside lever design, not applicable for deadbolts. Leave blank

Outside Fin: Outside finish

Inside Des: Inside lever design, not applicable for deadbolts. Leave blank

Inside Fin: Inside finish, specify only if different from the outside finish

Hand: Hand of door, not applicable for deadbolts. Leave blank

Latch: Product latch, leave blank for standard latch or specify part number if non-standard latch is required. LLL = less latch

Strike: Product strike, leave blank for standard strike or specify part number if non-standard strike is required. LLL = less strike

Dr Thk: Door thickness, leave blank for standard thickness or specify if non-standard. Example: 138 = 1 3/8", 214 = 2 1/4"

Ext: Extension, enter one of the following when door thicknesses 2" or greater are specified: EE = Extended Equally, EI = Extended Inside, EO = Extended Outside

Dim: Dimension, enter only for non-standard strike lip length

Additional

Details: Enter additional detail for keying information or special requirements

Common Pricing Information



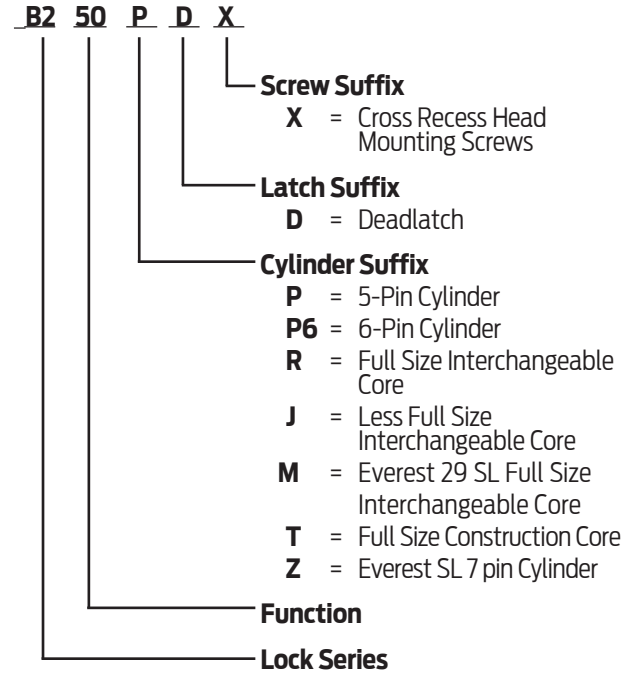
1.	Locks are furnished with standard features unless otherwise specified.
2.	Door thickness is 1 3/4" unless otherwise specified.
3.	Split finishes and designs will be priced at the highest list price of the design and/or finish.
4.	Engineering specials are denoted by a part number beginning with "X".
5.	 denotes a lock or part that requires an extended lead time.
6.	 denotes a handed product and requires handing to be specified.
7.	For all restricted keyways (Everest D, Everest 29 T, Quad, Numbered, Reversed) add \$17.50. This does not apply to Primus cylinders. See Terms and Conditions for ordering information and requirements.
8.	Locks, keys and cylinders containing restricted keyways require additional documentation to order. Please see Terms and Conditions for the specific requirements.
9.	Keyway must be specified for keyed functions and cylinders. If not specified, default keyway will be S123 for KA, KD and 0-bitted product and S145 for Factory managed masterkey systems.
10.	Multiple keying options are available. Locks and cylinders are furnished KD unless otherwise specified or excepted by notation.
11.	Control Keys for permanent and construction cores are not included with the lock or cylinder and must be ordered separately.
12.	Locks specified with "C" keyway and KD or 0-bitted will receive 6 pin cylinders.
13.	Full Size Interchangeable Cores (FSIC) are furnished 1-bitted unless otherwise specified. If 0-bitted is selected, the order will be entered as 1-bitted. This does not apply to FSIC Primus® cores.
14.	Conventional standard pinned cylinders, Primus cylinders (conventional and FSIC) can be supplied 0-bitted. If 1-bitted is selected, the order will be entered as 0-bitted.
15.	Available plug face finishes are 606 and 626. For brass or bronze finish colors, the plug face finish is 606. For chrome, nickel or stainless steel finish colors, the plug face finish is 626.
16.	Locks and cylinders will be furnished with 2 keys each as standard. Additional keys will be charge at the additional cut keys charge appropriate for the cylinder/key type

Table of Contents

Functions	B250-4
Complete Locks	B250-4
Options	B250-6
Deadlatches	B250-6
Stikes.....	B250-6
Locks Less Components.....	B250-6
Tamper-Resistant Screws and Torx® Screws	B250-6
Special Options.....	B250-6
Parts	B250-7
Latches & Strikes	B250-7
Cylinders.....	B250-7
Trim	B250-7
Adapters.....	B250-7
Door Reinforcements	B250-7
Screws.....	B250-8
Tailpiece and Screw Packs	B250-9
Torx® Screw Packs	B250-9
Special Parts.....	B250-9
Cylinders Only (B100, B250, B400 E/B) ...	B250-9

Product Identification



Finish Codes and Descriptions

Code		Description
605	(US 3)	Bright Brass
606	(US 4)	Satin Brass
609	(US 5)	Antique Brass
613	(US 10B)	Oil Rubbed Bronze
622	(US 19)	Matte Black
625	(US 26)	Bright Chromium Plated
626	(US 26D)	Satin Chromium Plated

Standard Features

Certification	ANSI/BHMA Certified A156.36-2010, Grade 2 auxiliary lock.	BHMA CERTIFIED
Latch	1 1/8" x 2 1/4", Square corner faceplate, 1" housing diameter, 9/16" throw deadlatch	
Strike	1 1/8" x 2 3/4", Square corner, T-strike, box	
Backset	2 3/8"	
Cylinder	6-Pin solid brass, keyed 6-pin, S123 keyway, keyed different (KD)	
Door Range	1 1/2" – 1 3/4" standard cylinder, 1 1/2" - 2 1/8" interchangeable core cylinder	
Keys	Two nickel silver cut keys per lock, 6-pin, S123 section	
Trim Rings	7/16" and 1/8" Wrought brass or bronze, reinforced with security inserts	

B250 · Functions

ANSI/BHMA Certified A156.36-2010, Grade 2 auxiliary lock.

Bored Deadlatch Locks

SCHLAGE ANSI

B250PD E0122



Single Cylinder Deadlatch (Night Latch)

Deadlocking latchbolt retracted by key from outside or by inside turn unit. Rotating turn unit and activating hold-back feature keeps latch retracted.

B252PD E0112



Double Cylinder Deadlatch*

Deadlocking latchbolt retracted by key from either side. No hold-back feature.

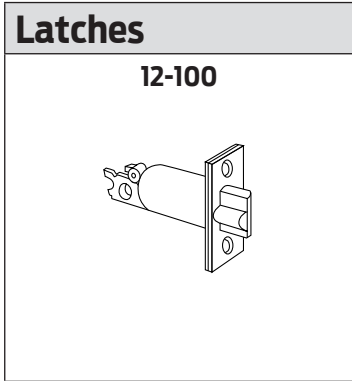
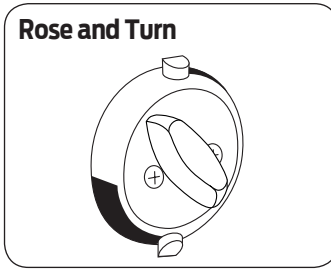
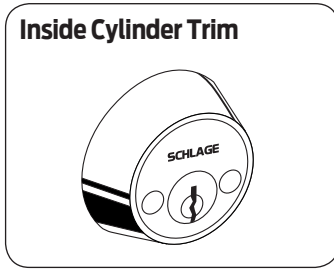
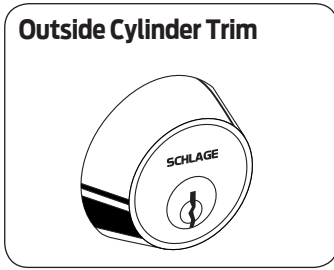
DEADBOLT

B250-4

B500-Series

B600/700/800-Series

* **Caution:** Double cylinder locks on residences and any door in any structure which is used for egress are a life safety hazard in times of emergency and their use is not recommended. Installation should be in accordance with existing codes only.



Strikes		
10-001	10-004	10-025

Function	Description	Finishes			Cylinder Adjustments		
		626	605 606 609 622 625	613	JD	RD	TD**
Single Cylinder Function							
B250PD	Single Cylinder Outside, Holdback Turn Inside	\$274	\$280	\$290	-\$35		\$38
Double Cylinder Function							
B252PD	Double Cylinder	304	310	320	-70		76
*	Full size core furnished 1-bitted with two 6-pin keys unless otherwise specified. Not available with 0-bitted interchangeable cores.						
**	Temporary cores (TD) require non-refundable core handling charge (50-231) of \$10.40 and will be added to the price of the lock.						
	Control Keys are not furnished with locks and must be ordered separately. See Keys & Keying.						
	For all restricted keyways (Everest D, Everest 29 T, Quad, Numbered, Reversed) add \$17.50. This does not apply to Primus cylinders.						
	SL Cylinder with Everest B or Everest R keyways add \$17.50						
	See Terms and Conditions for ordering information and requirements.						
"Ordering instructions: To change cylinder type from default 6-pin standard, change lock suffix as appropriate Ex: B250RD 626 for B250 function with FSIC in 626 finish".							

DEADBOLT

B250-6

B500-Series

B600/700/800-Series

DeadLatches		
Specify	Description	List Price Adjustment
12-100	Square corner, 1 1/8" x 2 1/4", 2 3/8" backset, 1" housing diameter, standard latch	N/C
12-103	Square corner, 1 1/8" x 2 1/4", 2 3/4" backset, 1" housing diameter	
Ordering instructions: specify desired latch on order only if requesting different from standard.		

Strikes		
Specify	Description	List Price Adjustment
10-001	Square corner, T-strike, box, 1 1/8" x 2 3/4", 1 1/8" lip length, standard strike	N/C
10-001 xx	Square corner, T-strike, box, 1 1/8" x 2 3/4", specify lip length (xx) as 1", 1 1/4", 1 1/2", 1 3/4", 2"	+\$7.70
10-004	Round corner (1/4" radius), T-strike, box 1 1/8" x 2 3/4", 1 1/8" lip length	N/C
10-025 1316	ANSI, no box, 1 1/4" x 4 7/8", 1 3/16" lip length	8.50
10-025 xx	ANSI, no box, 1 1/4" x 4 7/8", specify lip length (xx) as 1 3/8" or 1 1/2"	36.60
K510-066	Box for ANSI strike	N/C
Ordering instructions: specify desired strike on order only if requesting different from standard.		

Locks Less Components		
Specify	Description	List Price Adjustment
LLL for deadlatch	Less deadlatch Example: B250PD 605 LLL 10-001	-21.00
LLL for strike	Less strike Example: B250PD 605 12-100 LLL	-6.60
Ordering instructions: specify on order only if requesting different from standard.		

Non-Standard Door Thickness		
Specify	Description	List Price Adjustment
Door Thickness	Over 1 3/4" - 2 1/4"	N/C
Door Thickness	Over 2 1/4" - 2 3/4"	\$104.00
Ordering instructions: Specify desired thickness on order only if requesting different from standard. EX: B250PD 626 2"		

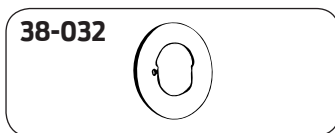
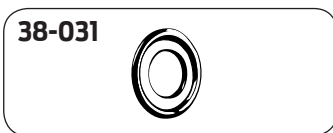
Tamper Resistant and Torx® Screws		
Specify	Description	List Price Adjustment
X suffix	Cross recessed mounting screws and drive pins for B250PD	N/C
Torx Screws	Latch and strike screws	\$21.30
Ordering instructions: specify on order only if desired option. EX: B250PDX 626 Torx Screws.		

Special Options ⌘ Extended Lead Time		
Specify	Description	List Price Adjustment
Door Thickness + XB03-330	B250PD for doors over 2 3/4" - 5 9/16"	\$285.00
Door Thickness + XB03-427	B252PD for doors over 2 3/4" - 5 9/16"	318.00
	B250PD less holdback function (substitutes B400 turn)	51.60
Ordering instructions: specify on order only if desired option. EX: B250PD 626 5" XB03-330.		


Latches & Strikes		Available Finishes							
		605	606	609	612	613	622	625	626
		▪	▪	▪	▪	▪	▪	▪	▪
Part Number	Description	Price Each							
Deadlatches									
12-100	Square corner, 1 1/8" x 2 1/4", 2 3/8" backset, 1" housing diameter, standard latch	\$87.90							
12-103	Square corner, 1 1/8" x 2 1/4", 2 3/4" backset, 1" housing diameter								
39-030	Rabbeted latch and strike kit, 605 and 626 finish only (adapts square corner & 2 3/4" high square corner strikes to 1/2" rabbeted door and frame preps)	58.10							
Strikes									
10-001	Square corner, T-strike, box, 1 1/8" x 2 3/4", 1 1/8" lip length (standard strike)	6.50							
10-001 xx	Square corner, T-strike, box, 1 1/8" x 2 3/4", specify lip length (xx) as 1", 1 1/4", 1 1/2", 1 3/4", 2"	14.80							
10-004	Round corner (1/4" radius), T-strike, box 1 1/8" x 2 3/4", 1 1/8" lip length	11.10							
10-025 1316	ANSI, no box, 1 1/4" x 4 7/8", 1 3/16" lip length	15.20							
10-025 xx	ANSI, no box, 1 1/4" x 4 7/8", specify lip length as 1 3/8" or 1 1/2"	43.70							
C603-623	Box for T-strike (finish not applicable)	0.70							
K510-066	Box for ANSI strike (finish not applicable)	6.80							
Ordering Instructions: Specify part number and finish.									



Trim		Available Finishes							
		605	606	609	612	613	622	625	626
		▪	▪	▪	▪	▪	▪	▪	▪
Part Number	Description	Price Each							
B202-671	Rose and turn without holdback	\$51.60							
B202-672	Rose and turn with holdback	79.60							
B502-815	Blank inside rose with exposed screws for B251, available 605 and 626 finish only	30.10							
Ordering Instructions: Specify part number and finish if applicable.									



Adapters		Available Finishes		
		605	613	626
		▪	▪	▪
Part Number	Description	Price Each		
38-016	Adapter ring kit for double cylinder locks used in 2 1/8" hole contains: (2) 38-031	\$31.70		
38-017	Adapter ring kit for single cylinder locks used in 2 1/8" hole contains: (1) 38-031 and (1) 38-032	41.60		
38-031	2 1/2" diameter adapter ring for 2 1/8" door prep, mounted under cylinder	19.00		
38-032	2 7/8" diameter adapter ring for 2 1/8" door prep, mounted under turn units/blank roses	27.20		
Ordering Instructions: Specify part number and finish.				



Door Reinforcements		
Part Number	Description	Price Each
A501-565	Reinforcer for 1 3/8" thick nonreinforced metal doors, fits both 7/8" and 1" diameter housings (2 required per lock)	\$19.80
A501-566	Reinforcer for 1 3/4" thick nonreinforced metal doors, fits both 7/8" and 1" diameter housings (2 required per lock)	
Ordering Instructions: Specify part number.		

DEADBOLT

B250-8

B500-Series

B600/700/800-Series

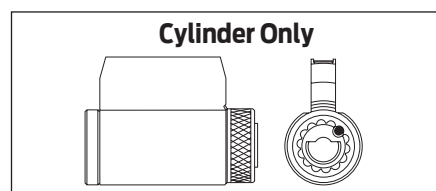
Screws																
Available Finishes									605	606	609	612	613	622	625	626
								
Part Number	Specify Finish	Description		Application		Price Each										
		Size	Type	Use with:	Door Thickness	(Order in multiples of 100)										
Single Cylinder, B250PD																
B520-086	.	10-32 x 2 1/4"	POH machine	7/16" & 1/8" trim rings	5-Pin	15/16" – under 1 11/16"	\$1.00									
				7/16" trim ring		1 11/16" – 1 15/16"										
				(2) 1/8" trim rings	6-Pin	1 5/16" – under 1 7/16"										
				7/16" & 1/8" trim rings		1 7/16" – 1 13/16"										
B520-087	.	10-32 x 2 5/8"		7/16" trim ring	5-Pin	over 1 15/16" – 2 1/4"										
				1/8" trim ring		over 2 1/4" – 2 9/16"										
				7/16" & 1/8" trim rings	6-Pin	over 1 13/16" – 1 15/16"										
				7/16" trim ring		over 1 15/16" – 2 9/16"										
1/8" trim ring	over 2 9/16" – 2 3/4"															
Double Cylinder, B252PD																
B520-267		10-32 x 2 1/2"	Cross recess	7/16" & 1/8" trim rings	5-Pin	15/16" – under 1 11/16"	\$2.50									
				7/16" trim ring		1 11/16" – 1 15/16"										
				1/8" trim ring		2 7/16" – 2 11/16"										
B520-268		10-32 x 2 3/4"		7/16" & 1/8" trim rings	5-Pin	over 1 7/16" – under 1 11/16"										
				7/16" trim ring		over 1 15/16" – under 2 7/16"										
				1/8" trim ring		over 2 11/16" – 2 7/8"										
B520-269		10-32 x 3"		7/16" & 1/8" trim rings	6-Pin	1 7/16" – under 1 9/16"										
				7/16" trim ring		over 1 11/16" – 2 3/16"										
				1/8" trim ring	over 2 11/16" – 2 13/16"											
			(4) 1/8" trim rings	6-Pin	1 3/16" – under 1 7/16"											
7/16" & 1/8" trim rings	1 9/16" – 1 15/16"															
7/16" trim ring	over 2 13/16" – 2 11/16"															
1/8" trim ring	over 2 13/16" – 3 1/8"															
B520-271	.	Drive pin		–		–	1.00									
Interchangeable Core, Single Cylinder, B250RD																
B520-086	.	10-32 x 2 1/4"	POH machine	1" & 1/8" trim rings		15/16" – 1 1/2"	\$1.00									
				1" trim ring		over 1 1/2" – 2 1/8"										
B520-087	.	10-32 x 2 5/8"		1" trim ring		over 2 1/8" – 2 3/8"										
				7/16" & 1/8" trim rings		over 2 3/8" – 2 5/8"										
7/16" trim ring		over 2 5/8" – 3 1/8"														
Interchangeable Core, Double Cylinder, B252RD																
B520-269		10-32 x 3"	Cross recess	1" & 1/8" trim rings		15/16" – 1 5/8"	\$2.50									
				1" trim ring		over 1 5/8" – 2 1/8"										
				7/16" & 1/8" trim rings		over 2 1/8" – 2 3/8"										
				1" trim ring		over 2 3/8" – 2 5/8"										
B520-271	.	Drive pin		–	–	1.00										
All Functions																
C603-256	.	12-24 x 1"	PFH	ANSI strike		–	\$1.00									
C603-897	.	8 x 3/4"	combo	Latch and strike		–	0.90									

Tailpiece and Screw Packs									
		605	606	609	612	613	622	625	626
Available Finishes	
Part Number	Description	Price Each							
Single Cylinder, B250PD									
B202-509	For 1 3/8" - 1 3/4" doors contains: (1) B202-558 tailpiece (2) B520-086 screws	\$21.30							
Double Cylinder, B252PD									
B202-560	5 pin cyl, for 1 1/2" - 1 3/4" doors contains: (2) B202-370 tailpiece (2) B202-580 tailpieces (2) B520-267 screws (2) B520-271 screws	\$18.50							
B220-043	6 pin cyl, for 1 3/4" doors only contains: (2) B202-369 tailpieces (2) B520-269 screws								
Latch & Strike Screws, All functions, Standard T Strike									
B202-517	Latch and strike screws contains: (4) C603-897 screws	\$8.30							
Ordering Instructions: Specify part number and finish.									

Torx Screw Packs									
		605	606	609	612	613	622	625	626
Available Finishes	
Part Number	Description	Price Each							
C203-311	Latch and standard strike contains: (4) C503-766 (T-15)	\$21.30							
C203-312	Latch and ANSI strike contains: (2) C503-766 (T-15) (2) L583-371 (T-20)								
Notes:	Torx screw packs are furnished with the appropriate T-xx installation tool(s)								
Ordering Instructions: Specify part number and finish.									

Special Parts ⌚ Extended Lead Time									
		605	606	609	612	613	622	625	626
Available Finishes	
Part Number	Description	Price Each							
XQ07-351 xx	10-025 strike, lips through 6" (except 7/8", 1 1/16", 1 3/8" and 1 1/2"). Specify (xx) lip length in part number.	\$206.00							
XQ03-493 xx	10-001 strike, lips over 2" through 6". Specify (xx) lip length in part number.	123.00							
Ordering Instructions: Specify part number and finish.									

Cylinders Only, B100, B250, B400 E/B			
Description	Part Number	Price Each	
		Open	Restricted
5-Pin C, CE, E, F only	22-001	\$64.00	\$81.50
6-Pin Standard	22-002		
Everest SL (R/B Keyways only)	91-008		81.50
Primus®	20-729*	141.00	
Primus XP	20-729-XP*		
Everest SL Primus XP (R/B Keyways only)	91-707-XP		141.00
Primus UL 437	20-529*	174.00	
Primus XP UL437	20-529-XP*		
* Must be used in locks with universal housings (B202-824 or B202-825).			



DEADBOLT

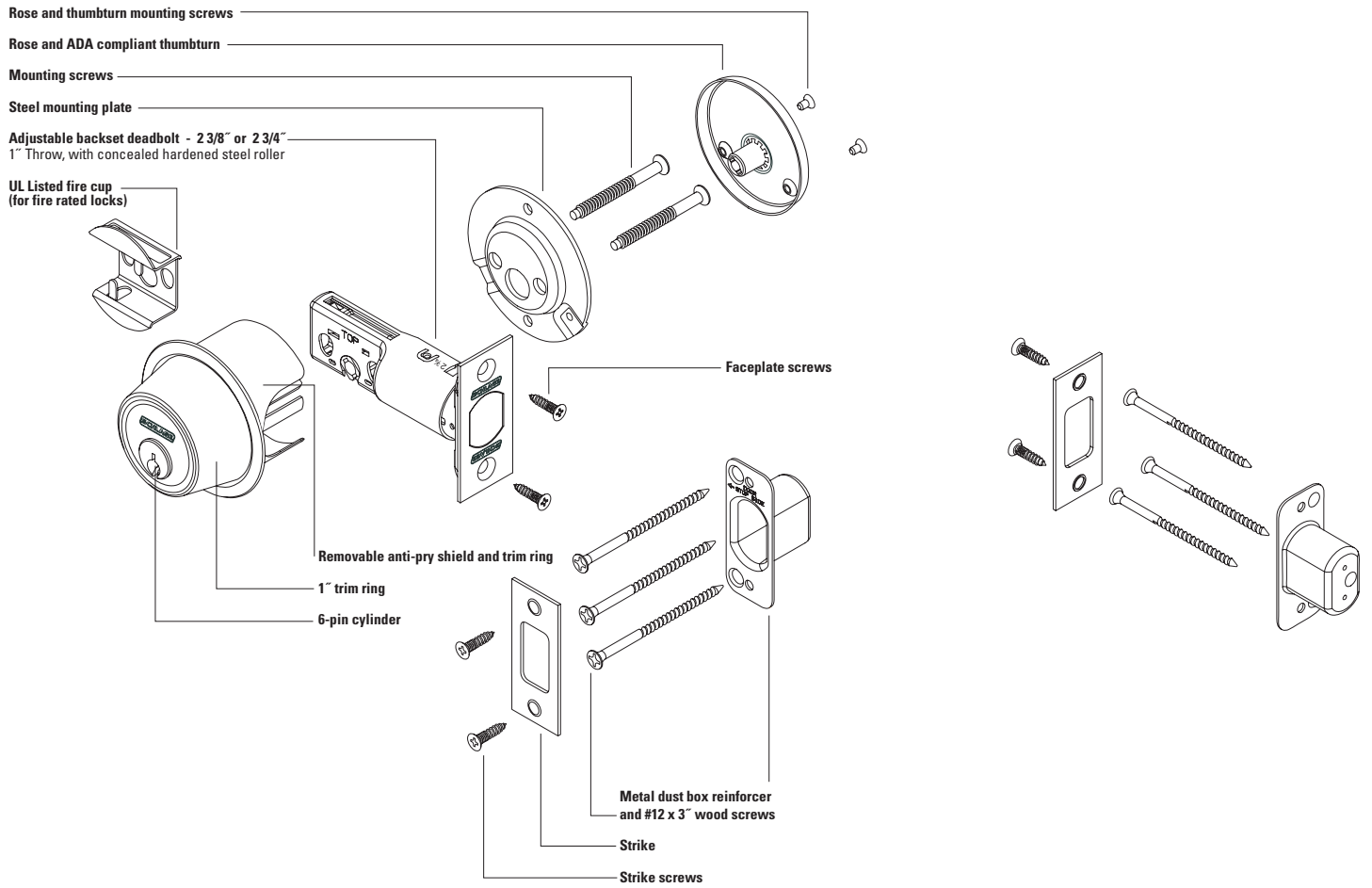
B250-10

B500-Series

B600/700/800-Series

B500 Series

Grade 2 Deadbolt



DEADBOLT

B250-Series

B500-1

B600/700/800-Series

B500 Series

Ordering Procedures

To order Schlage products, descriptive data should be in the same sequence as shown below.

Line Item	Qty	Product	Outside		Inside		Hand	Latch	Strike	Dr Thk	Ext	DIM	Additional Details
			DES	FIN	DES	FIN							
1	10	B560P		626		613		12-289	10-092	214	EE		KA

Line Item: Line item number

Qty: Quantity

Product: Product function + cylinder code

Outside Des: Outside lever design, not applicable for deadbolts. Leave blank

Outside Fin: Outside finish

Inside Des: Inside lever design, not applicable for deadbolts. Leave blank

Inside Fin: Inside finish, specify only if different from the outside finish

Hand: Hand of door, not applicable for deadbolts. Leave blank

Latch: Product latch, leave blank for standard latch or specify part number if non-standard latch is required. LLL = less latch

Strike: Product strike, leave blank for standard strike or specify part number if non-standard strike is required. LLL = less strike

Dr Thk: Door thickness, leave blank for standard thickness or specify if non-standard. Example: 138 = 1 3/8", 214 = 2 1/4"

Ext: Extension, enter one of the following when door thicknesses 2" or greater are specified: EE = Extended Equally, EI = Extended Inside, EO = Extended Outside

Dim: Dimension for non-standard strike lip length, not applicable for the B500. Leave blank

Additional

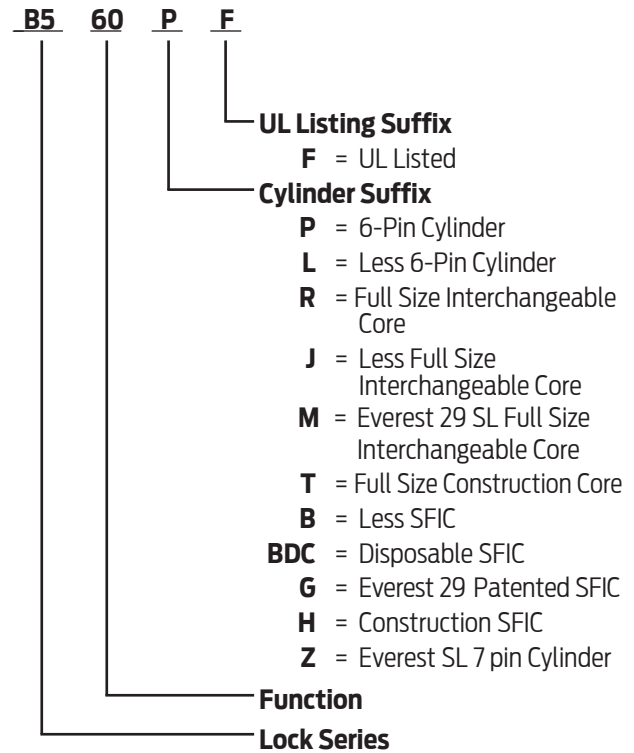
Details: Enter additional detail for keying information or special requirements

Common Pricing Information	
1.	Locks are furnished with standard features unless otherwise specified.
2.	Door thickness is 1 3/4" unless otherwise specified.
3.	Split finishes and designs will be priced at the highest list price of the design and/or finish.
4.	Engineering specials are denoted by a part number beginning with "X".
5.	⌚ denotes a lock or part that requires an extended lead time.
6.	👤 denotes a handed product and requires handing to be specified.
7.	For all restricted keyways (Everest D, Everest 29 T, Quad, Numbered, Reversed) add \$17.50. This does not apply to Primus cylinders. See Terms and Conditions for ordering information and requirements.
8.	Locks, keys and cylinders containing restricted keyways require additional documentation to order. Please see Terms and Conditions for the specific requirements.
9.	Keyway must be specified for keyed functions and cylinders. If not specified, default keyway will be S123 for KA, KD and 0-bitted product and S145 for Factory managed masterkey systems.
10.	Multiple keying options are available. Locks and cylinders are furnished KD unless otherwise specified or excepted by notation.
11.	Control Keys for permanent and construction cores are not included with the lock or cylinder and must be ordered separately.
12.	Locks specified with "C" keyway and KD or 0-bitted will receive 6 pin cylinders.
13.	Full Size Interchangeable Cores (FSIC) are furnished 1-bitted unless otherwise specified. If 0-bitted is selected, the order will be entered as 1-bitted. This does not apply to FSIC Primus® cores.
14.	Conventional standard pinned cylinders, Primus cylinders (conventional and FSIC) can be supplied 0-bitted. If 1-bitted is selected, the order will be entered as 0-bitted.
15.	Available plug face finishes are 606 and 626. For brass or bronze finish colors, the plug face finish is 606. For chrome, nickel or stainless steel finish colors, the plug face finish is 626.
16.	Locks and cylinders will be furnished with 2 keys each as standard. Additional keys will be charge at the additional cut keys charge appropriate for the cylinder/key type

Table of Contents

Functions	B500-4
Complete Locks	B500-5
Options	B500-7
Deadbolts	B500-7
Strikes	B500-7
Locks Less Components.....	B500-7
Non-Standard Door Thickness	B500-7
Antimicrobial Coating.....	B500-7
Parts	B500-8
Deadbolts	B500-8
Strikes	B500-8
Trim	B500-8
Adapters.....	B500-9
Door Reinforcements	B500-9
Occupancy Indicator Emergency Key	B500-9
Individual Screws	B500-10
Individual Screw Packs.....	B500-11
Cylinders.....	B500-11
Complete Cylinders	See Cylinders Section
How To Order	Forms & Examples

Product Identification



SFIC = Small Format (Best® Style) Interchangeable Core

Finish Codes and Descriptions

Code		Description
605	(US 3)	Bright Brass
606	(US 4)	Satin Brass
609	(US 5)	Antique Brass
612	(US 10)	Satin Bronze
613	(US 10B)	Oil Rubbed Bronze
619	(US 15)	Satin Nickel
622	(US 19)	Matte Black
625	(US 26)	Bright Chromium Plated
626	(US 26D)	Satin Chromium Plated
626AM		Antimicrobial Coating on Satin Chromium
643e		Aged Bronze

Standard Features

Certification	ANSI A156.36, 2010, Grade 2. Available UL Listed for 3-hour fire door (except B562 and B571) With FSIC Interchangeable Core Cylinders: Grade 2 With SFIC Interchangeable Core Cylinders: Grade 3
Deadbolt	1" x 2 1/4", Square corner faceplate, 1" housing diameter, 1" throw
Strike	1 1/8" x 2 3/4", Square corner, box
Backset	Adjustable for 2 3/8" or 2 3/4"
Cylinder	6-Pin solid brass, keyed 6-pin, S123 keyway, keyed different (KD)
Door Range	1 3/8" – 1 7/8" standard cylinder or thumbturn only, 1 5/8" - 2" interchangeable core cylinder
Keys	Two cut keys per lock, 6-pin, S123 section
Reinforcement	Metal dust box reinforcer with three - 3" screws
Trim Ring	1" Wrought brass or bronze, reinforced with security insert




B500 · Functions

ANSI A156.36-2010, Grade 2. Available UL Listed for 3-hour fire door.

Bored Deadbolt Locks

SCHLAGE ANSI

B560P E0152



Single Cylinder Deadbolt Lock

Deadbolt thrown or retracted by key from outside or by inside turn unit. Bolt automatically deadlocks when fully thrown.

B561P E0162



One-Way Deadbolt Lock

Deadbolt thrown or retracted by key only. Blank plate inside. Bolt automatically deadlocks when fully thrown.

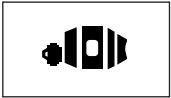
B562P E0142



Double Cylinder Deadbolt Lock*

Deadbolt thrown or retracted by key either side. Bolt automatically deadlocks when fully thrown.

B563P E0172



Classroom Deadbolt Lock

Deadbolt thrown or retracted by key outside. Inside turn unit will retract bolt only. Bolt automatically deadlocks when fully thrown.

B571



Door Bolt Occupancy Indicator

Deadbolt thrown or retracted by inside turn unit. Occupancy indicator on outside (reads either in use or vacant). Can use either 2 1/8" or 1 1/2" cross bore prep. Not UL Rated.

B580 E0192



Door Bolt

Deadbolt thrown or retracted by turn unit only. No outside trim. Bolt automatically deadlocks when fully thrown. Can use either 2 1/8" or 1 1/2" cross bore prep.

B581 E01112



Door Bolt with Trim

Deadbolt thrown or retracted by turn unit only. Outside blank plate. Bolt automatically deadlocks when fully thrown. 1 1/2" cross bore prep.

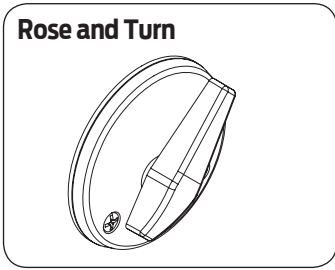
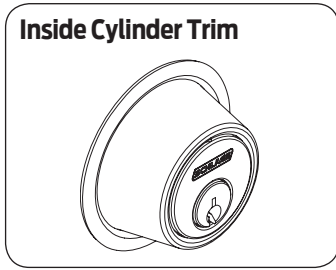
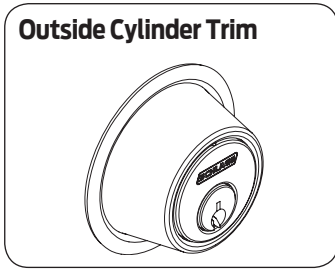
* **Caution:** Double cylinder locks on residences and any door in any structure which is used for egress are a life safety hazard in times of emergency and their use is not recommended. Installation should be in accordance with existing codes only.

DEADBOLT

B250-Series

B500-4

B600/700/800-Series



Latches			
<p>12-288 Standard</p>	<p>12-289</p>	<p>12-290</p>	<p>12-287</p>

Strikes					
<p>10-094 Standard</p>	<p>10-064</p>	<p>10-087</p>	<p>10-092</p>	<p>10-095</p>	<p>10-108</p>

B500 - Complete Locks

DEADBOLT

B250-Series

B500-6

B600/700/800-Series

Function	Description	Finishes			Cylinder Adjustments			
		626	605	613	J = Less FSIC (Full Size Interchangeable Core) L = Less Standard Cylinder R* = FSIC (Full Size Interchangeable Core) T** = Full Size Construction Core BD = Less SFIC (Small Format Interchangeable Core) BDC = Disposable SFIC GD = Everest 29 Patented SFIC HD ** = Construction SFIC			
			606					
		643e			L	J BD BDC	R T***	GD HD***
Keyless								
B580	No trim x thumbturn	\$64	\$70	\$80				
B580F	No trim x thumbturn, fire rated	71	77	87				
B581	Blank plate x thumbturn	64	70	80				
B581F	Blank plate x thumbturn, fire rated	71	77	87				
B571	Occupancy indicator x thumbturn (includes 61-509 emergency release key)	67	73	83				
Keyed, Single Cylinder								
B560P	Cylinder x thumbturn	83	\$89	\$99	-19	29	105	113
B560PF	Cylinder x thumbturn, fire rated	90	96	106				
B561P	One-way cylinder x blank plate	83	89	99				
B561PF	One-way cylinder x blank plate, fire rated	90	96	106				
B563P	Classroom cylinder outside, retraction turn inside	87	93	103				
B563PF	Classroom cylinder outside, retraction turn inside, fire rated	94	100	110				
Keyed, Double Cylinder								
B562P	Double Cylinder	\$111	\$117	\$127	-38	58	210	226
*	Full size core furnished 1-bitted with two 6-pin keys unless otherwise specified. Not available with 0-bitted interchangeable cores.							
**	Interchangeable construction core locks assessed a one-time non-refundable handling charge (50-231) per core.							
***	Temporary cores (TD and HD options) require non-refundable core handling charge (50-231) of \$10.40 and will be added to the price of the lock.							
	Interchangeable cores available 1 5/8" - 2" doors only.							
	Control Keys are not furnished with locks and must be ordered separately. See Keys & Keying.							
	For all restricted keyways (Everest D, Everest 29 T, Quad, Numbered, Reversed) add \$17.50. This does not apply to Primus cylinders. See Terms and Conditions for ordering information and requirements.							
	SL Cylinder with Everest B or Everest R keyways add \$17.50.							
Ordering instructions: To change cylinder type from default 6-pin standard, change lock suffix as appropriate. Ex: B560R 626 for B560 function with FSIC in 626 finish.								

Deadbolts		
Specify	Description	List Price Adjustment
Non fire-rated locks		
12-288	Square corner, 1" x 2 1/4", adjustable 2 3/8" or 2 3/4" backset, 1" housing dia., standard deadbolt	N/C
12-289	Round corner (1/4" radius), 1" x 2 1/4", adjustable 2 3/8" or 2 3/4" backset, 1" housing dia.	
12-290	Circular drive in deadbolt, adjustable 2 3/8" or 2 3/4" backset, 626 finish only	
12-287	Triple Option - 1/4" radius round corner faceplate w/ 1" x 2 1/4" square corner and circular faceplates, adjustable 2 3/8" or 2 3/4" backset, 1" housing dia.	
12-291	Square corner, 1 1/8" x 2 1/4", adjustable 2 3/8" or 2 3/4" backset. 1" housing dia.	
Fire-rated (UL Listed) locks		
12-294	Square corner, 1" x 2 1/4", adjustable 2 3/8" or 2 3/4" backset, 1" housing dia., standard fire-rated (UL Listed) deadbolt	N/C
12-633	Square corner, 1" x 2 1/4", 5" backset, 1" housing dia.	26.30
Ordering instructions: specify desired deadbolt on order only if requesting different from standard.		

Strikes		
Specify	Description	List Price Adjustment
10-064	Circular drive-in, thimble strike, 1 3/16" dia., 626 finish only.	N/C
10-087	ANSI, box, 1 1/4" x 4 7/8", 1 3/16" lip	\$6.20
10-092	Round corner (1/4" radius), 1 1/8" full lip, no box, 1 5/8" x 2 1/4"	N/C
10-094	Square corner, no box, 1 1/8" x 2 3/4", standard	
10-095	Square corner, full 1 1/8" lip, no box, 1 5/8" x 2 1/4"	
10-103	Round corner (1/4" radius), 1" x 2 1/4", no reinforcement strike provided 605, 609, 630 only	
10-104	Round corner (1/4" radius), 1 1/4" x 3 5/8", 4 hole, no reinforcement strike provided. 605, 609, 620, 630 only	
10-108	Round corner, 1 1/8" x 2 3/4", no box	
J250-028	2" strike reinforcement screws. 605, 609, 630, 643e only	
37-016	Strike reinforcer, use with 10-094 or 10-108	
Ordering instructions: specify desired strike on order only if requesting different from standard.		

Locks Less Components		
Description	Specify	List Price Adjustment
Less deadbolt	LLL for deadbolt Example: B560P 605 LLL 10-092	-\$13.50
Less strike	LLL for strike Example: B560P 605 12-288 LLL	-5.40
Less standard cylinder (B560)	L cylinder suffix Example: B560L	-18.60
Less standard cylinder (B562)	L cylinder suffix Example: B562L	-37.30
Ordering instructions: specify on order only if requesting different from standard.		

Non-Standard Door Thickness		
Specify	Description	List Price Adjustment
Door Thickness	Extended Equally (EE) for over 1 3/4" - 2 1/4" doors (except interchangeable core locks)	N/C
Door Thickness	Extended Equally (EE) for 1 3/8" to 1 5/8" doors (for interchangeable core locks)	\$9.10
Ordering instructions: specify desired thickness on order only if requesting different from standard. EX - B560P 626 2"		

Antimicrobial Coating		
		Extended Lead Time
Specify	Description	List Price Adjustment
Finish as 626AM	Antimicrobial coating applied to inside thumbturn and rose, outside trim ring and cylinder faceplate	\$18.70
Ordering instructions: specify on order only if desired option. Ex: B560P 626AM		

DEADBOLT

B250-Series

B500-8

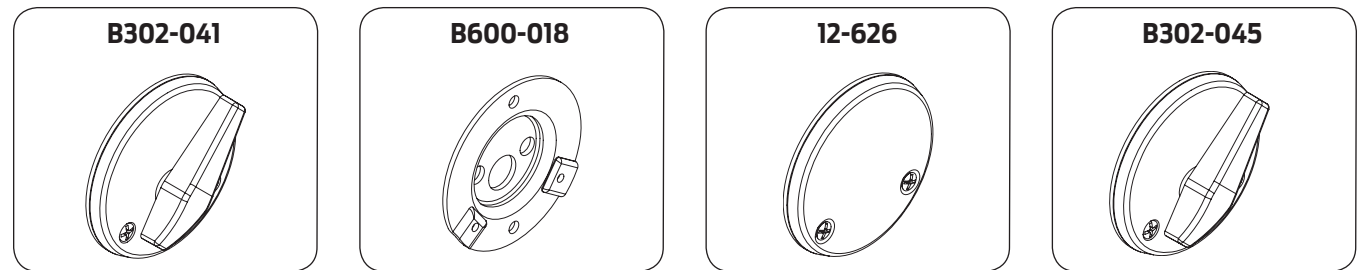
B600/700/800-Series

Deadbolts		605	606	609	612	613	619	622	625	626	643e
Available Finishes		▪	▪	▪	▪	▪	▪	▪	▪	▪	▪
Part Number	Description	Price Each									
12-288	Square corner, 1" x 2 1/4", adjustable 2 3/8" or 2 3/4" backset, 1" housing dia., standard deadbolt	\$36.00									
12-289	Round corner (1/4" radius), 1" x 2 1/4", adjustable 2 3/8" or 2 3/4" backset, 1" housing dia.										
12-290	Circular drive in deadbolt, adjustable 2 3/8" or 2 3/4" backset, 1" housing dia., 626 finish only	42.00									
12-287	Triple Option - 1/4" radius round corner faceplate w/ 1" x 2 1/4" square corner and circular faceplates, adjustable 2 3/8" or 2 3/4" backset, 1" housing dia.	41.70									
12-291	Square corner, 1 1/8" x 2 1/4", adjustable 2 3/8" or 2 3/4" backset, 1" housing dia.	42.00									
12-633	Square corner, 1 1/8" x 2 1/4", 5" backset, 1" housing dia.	92.80									
39-030	Rabbeted deadbolt and strike kit, adapts square corner latches and 2 3/4" high square corner strikes to 1/2" rabbeted door and frame preparations, 605 and 626 only	58.10									

Ordering Instructions: Specify part number and finish.

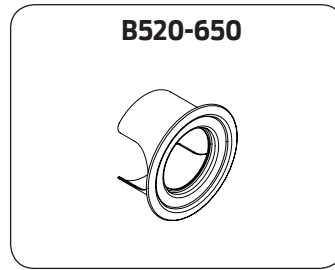
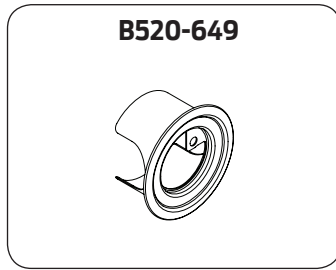
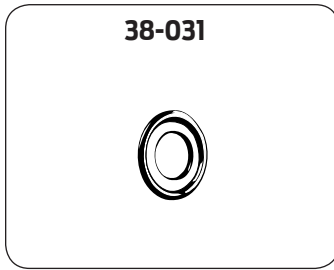
Strikes		605	606	609	612	613	619	622	625	626	643e
Available Finishes		▪	▪	▪	▪	▪	▪	▪	▪	▪	▪
Part Number	Description	Price Each									
10-064	Circular drive-in, thimble strike, 1 3/16" diameter, 626 finish only	16.70									
10-087	ANSI, box, 1 1/4" x 4 7/8", 1 3/16" lip	22.90									
10-092	Round corner (1/4" radius), 1 1/8" full lip, no box, 1 5/8" x 2 1/4"	7.90									
10-094	Square corner, no box, 1 1/8" x 2 3/4", standard	12.20									
10-095	Square corner, full 1 1/8" lip, no box, 1 5/8" x 2 1/4"	8.10									
10-103	Round corner (1/4" radius), 1" x 2 1/4", no reinforcement strike provided (Available 605, 609, 630 only)	2.00									
10-104	Round corner (1/4" radius), 1 1/4" x 3 5/8", 4 hole, no reinforcement strike provided. 605, 609, 620, 630 only	2.40									
10-108	Round corner, 1 1/8" x 2 3/4", no box	17.60									
10-112	Metal dust box and 3 screws, use with 10-094 and 10-108. Finish not applicable	11.70									
37-016	Strike reinforcer, use with 10-094 and 10-108. Finish not applicable	15.70									

Ordering Instructions: Specify part number and finish if applicable

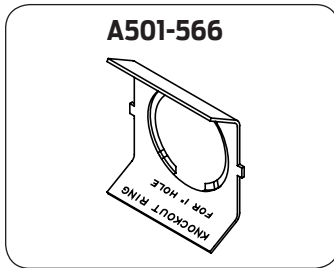


Trim		605	606	609	612	613	619	622	625	626	643e
Available Finishes		▪	▪	▪	▪	▪	▪	▪	▪	▪	▪
Part Number	Description	Price Each									
B302-041	Rose and turn	\$44.50									
B600-018	Mounting plate for rose and turn. Finish not applicable	10.30									
12-626	Blank rose, exposed screws	25.30									
38-034	Blank mounting plate kit for use on one side of B580	96.70									
B302-045	Classroom rose and turn	44.50									

Ordering Instructions: Specify part number and finish if applicable.



Accessories and Adapters		605	606	609	612	613	619	622	625	626	643e
		Available Finishes	▪	▪	▪	▪	▪	▪	▪	▪	▪
Part Number	Description	Price Each									
38-031	2 1/2" diameter adapter ring for 2 1/8" door prep, mounted under cylinder	\$19.00									
B520-649	Trim ring w/ shield for B560/B562	23.50									
B520-650	Trim ring w/ shield for Interchangeable Core functions	23.50									
A501-878	Faceplate adapter to adapt 1" faceplate to 1 1/8" door preparation	0.76 (order in multiples of 100)									
Ordering Instructions: Specify part number and finish if applicable.											



Door Reinforcements		
Part Number	Description	Price Each
A501-565	Reinforcer for 1 3/8" thick nonreinforced metal doors, fits both 7/8" and 1" diameter housings (2 required per lock)	\$19.80
A501-566	Reinforcer for 1 3/4" thick nonreinforced metal doors, fits both 7/8" and 1" diameter housings (2 required per lock)	
37-016	Door frame strike reinforcer	15.70
Ordering Instructions: Specify part number.		

Occupancy Indicator Emergency Key		
Part Number	Description	Price Each
61-509	Emergency release key, standard size, for B571 occupancy indicator deadbolt. Includes one key, ring, and instruction tag	\$11.00
61-510	Emergency release key, large size, for B571 occupancy indicator deadbolt. Includes one key, ring, and instruction tag	20.90
Ordering Instructions: Specify part number.		

DEADBOLT

B250-Series

B500-9

B600/700/800-Series

DEADBOLT

B250-Series

B500-10

B600/700/800-Series

Individual Screws							605	606	609	612	613	619	622	625	626	643e		
Available Finishes							
Part Number	Specify Finish	Description		Application		Price Each (Order in multiples of 100)												
		Size	Type	Use with:	Door Thickness													
Keyless, B580																		
B600-066	.	6-32 x 1/4"	PH mach.	Turn	—												\$2.40	
B600-048		8-32 x 1/2"	PH mach.	Mounting plate	—												1.00	
F506-359		8 x 3/4"	RH wood	Mounting plate	—												0.46	
Keyed, Single Cylinder, B560P, B563P																		
B600-100		1/4"-28 x 1 15/16"	POH mach.	Mounting	1 3/8" - 1 3/4"												2.40	
B600-101		1/4"-28 x 2 1/2"	POH mach.	Mounting	over 1 3/4" - 2 1/4"													
B600-066	.	6-32 x 1/4"	PH mach.	Turn	—													
B520-298		10-32 x 3/8"	PH mach.	Anti-pry shield	—												0.78	
Keyed, Single Cylinder, B560GD, B563GD, B560R, B563R																		
B600-100		1/4"-28 x 1 15/16"	POH mach.	Mounting	1 3/8" - 2 1/4"												\$2.40	
B600-066	.	6-32 x 1/4"	PH mach.	Turn	—													
Keyed, Double Cylinder, B562P																		
B600-047		1/4"-28 x 3 13/64"	PH mach.	Mounting	1 3/8" - 1 3/4"												\$2.40	
B600-078		1/4"-28 x 3 29/64"	PH mach.	Mounting	over 1 3/4" - 2 1/4"													
B520-298		10-32 x 3/8"	PH mach.	Anti-pry shield	—												0.78	
Keyed, Double Cylinder, B562GD, B562R																		
B600-053		1/4"-28 x 2 61/64"	PH mach.	Mounting	1 3/8" - 2"												\$2.40	
B520-298		10-32 x 3/8"	PH mach.	Anti-pry shield	—												0.78	
Keyless, B571, B581																		
B520-662		10-32 x 1 1/8"	POH mach.	Mounting	1 3/8" - 1 3/4"												\$2.40	
B520-663		10-32 x 1 3/4"	POH mach.	Mounting	over 1 3/4" - 2 1/4"													
B600-066	.	6-32 x 1/4"	PH mach.	Turn	—													
All Functions																		
C603-897	.	8 x 3/4"	PFH combo	Deadbolt and strike screw	—												\$0.90	
J250-028		8 x 2"	PFH wood	2" strike screw	—												2.00	
R525-256		12 x 3"	PFH wood	3" Metal dust box screw	—												2.00	

Ordering instructions: specify part number and finish if applicable. Order in multiple quantities of 100.

Individual Screw Packs														
Available Finishes					605	606	609	612	613	619	622	625	626	643e
				
Part Number	Door Thickness	Contents			Price Each									
Keyless, B580														
61-506	13/8" - 2 1/4"	(2) B600-048 (2) F605-359 (4) C603-897 (1) B600-018 (2) B600-066			\$17.80									
Keyed, Single Cylinder, B560P, B563P														
61-500	13/8" - 1 3/4"	(1) B600-018 (2) B600-100 (2) B600-066 (4) C603-897			\$14.60									
61-501	over 1 3/4" - 2 1/4"	(1) B600-018 (2) B600-101 (2) B600-066 (4) C603-897												
Keyed, Single Cylinder, B560GD, B563GD, B560R, B563R														
61-500	13/8" - 2"	(1) B600-018 (2) B600-100 (2) B600-066 (4) C603-897			\$14.60									
Keyed, Double Cylinder, B562P														
61-502	13/8" - 1 3/4"	(2) B600-047 (4) C603-897			\$11.10									
61-503	over 1 3/4" - 2 1/4"	(2) B600-078 (4) C603-897												
Keyed, Double Cylinder, B562GD, B562R														
61-507	13/8" - 2"	(2) B600-053 (4) C603-897			\$11.10									
Keyless, B581, B571														
61-504	13/8" - 1 3/4"	(2) B520-662 (4) C603-897 (2) B600-066 (1) B600-018			\$23.10									
61-505	over 1 3/4" - 2 1/4"	(2) B520-663 (4) C603-897 (2) B600-066 (1) B600-018												

Ordering instructions: specify part number and finish.

B500 Series Cylinders - Single Cylinder Deadbolts				
Part Number	Description	Door Thickness	Price Each	
			Open	Restricted
22-003	Standard	13/8" - 1 3/4"	\$64.00	\$81.50
22-004	Standard	1 3/4" - 2 1/4"		
20-188	Primus	13/8" - 1 7/8"	141.00	
20-188-XP	Primus XP	13/8" - 1 7/8"		
20-189	Primus	1 7/8" - 2 1/4"		
20-189-XP	Primus XP	1 7/8" - 2 1/4"		
20-190	Primus UL	13/8" - 1 7/8"	174.00	
20-190-XP	Primus XP UL	13/8" - 1 7/8"		
20-191	Primus UL	1 7/8" - 2 1/4"		
20-191-XP	Primus XP UL	1 7/8" - 2 1/4"		

B500 Series Cylinders - Double Cylinder Deadbolts*				
Part Number	Description	Door Thickness	Price Each	
			Open	Restricted
22-645	Standard	13/8" - 1 3/4"	\$64.00	\$81.50
22-646	Standard	1 3/4" - 2 1/4"		
20-745	Primus	13/8" - 1 7/8"	141.00	
20-745-XP	Primus XP	13/8" - 1 7/8"		
20-746	Primus	1 7/8" - 2 1/4"		
20-746-XP	Primus XP	1 7/8" - 2 1/4"		
20-545	Primus UL	13/8" - 1 7/8"	174.00	
20-545-XP	Primus XP UL	13/8" - 1 7/8"		
20-546	Primus UL	1 7/8" - 2 1/4"		
20-546-XP	Primus XP UL	1 7/8" - 2 1/4"		

* Part numbers for double sided cylinders represent one cylinder only.

DEADBOLT

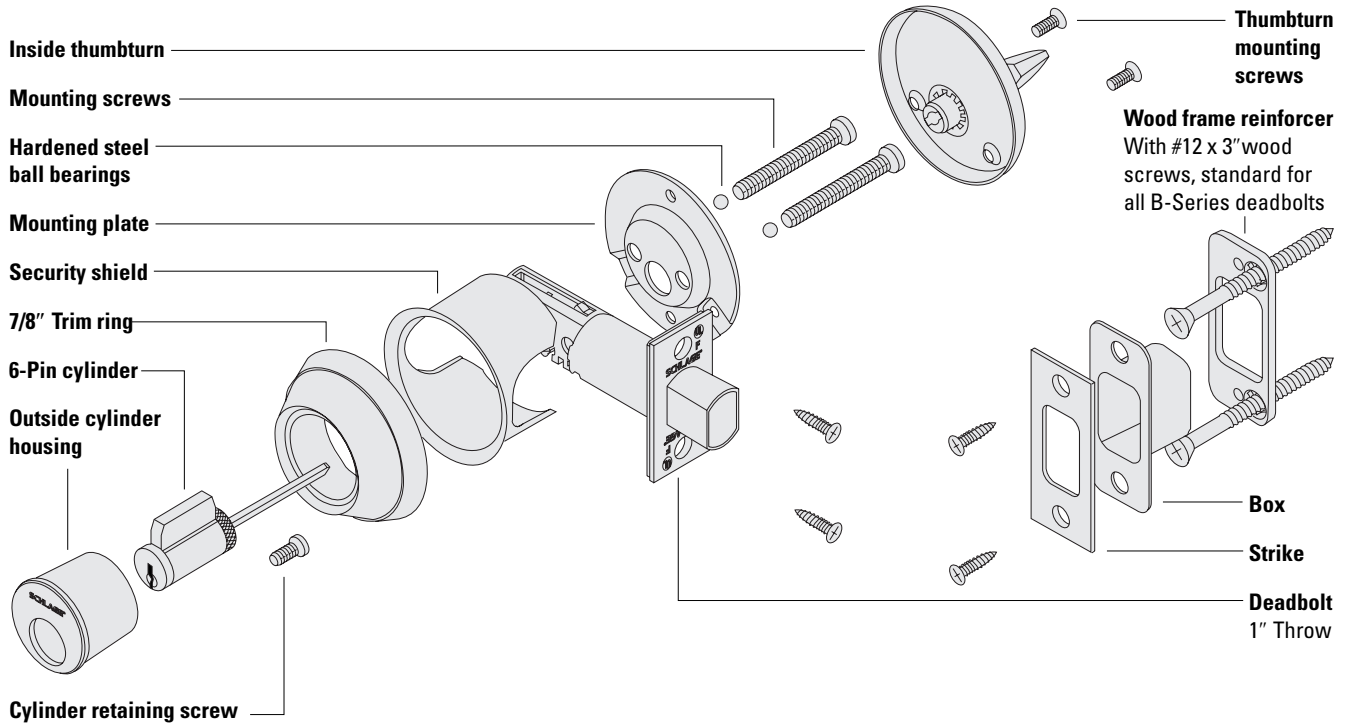
B250-Series

B500-12

B600/700/800-Series

B600/700/800 Series

Grade 1 Deadbolt



DEADBOLT

B250-Series

B500-Series

B600-1

B600/700/800 Series

Ordering Procedures

To order Schlage products, descriptive data should be in the same sequence as shown below.

Line Item	Qty	Product	Outside		Inside		Hand	Latch	Strike	Dr Thk	Ext	DIM	Additional Details
			DES	FIN	DES	FIN							
1	10	B660P		626		613		12-630	10-094	214	EE		KA

Line Item: Line item number

Qty: Quantity

Product: Product function + cylinder code

Outside Des: Outside lever design, not applicable for deadbolts. Leave blank

Outside Fin: Outside finish

Inside Des: Inside lever design, not applicable for deadbolts. Leave blank

Inside Fin: Inside finish, specify only if different from the outside finish

Hand: Hand of door, not applicable for deadbolts. Leave blank

Latch: Product latch, leave blank for standard latch or specify part number if non-standard latch is required. LLL = less latch

Strike: Product strike, leave blank for standard strike or specify part number if non-standard strike is required. LLL = less strike

Dr Thk: Door thickness, leave blank for standard thickness or specify if non-standard. Example: 138 = 1 3/8", 214 = 2 1/4"

Ext: Extension, enter one of the following when door thicknesses 2" or greater are specified: EE = Extended Equally, EI = Extended Inside, EO = Extended Outside

Dim: Dimension for non-standard strike lip length, not applicable for the B6/7/8. Leave blank

Additional

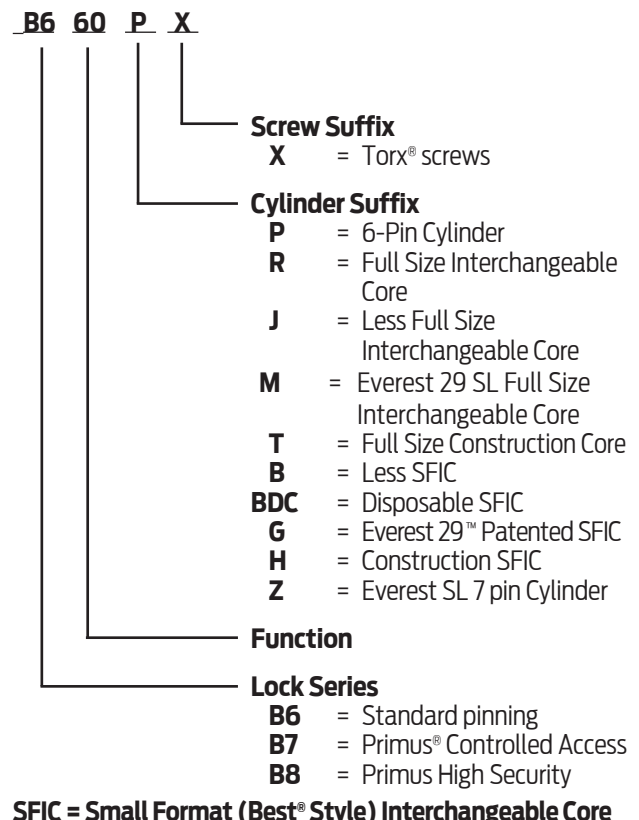
Details: Enter additional detail for keying information or special requirements

Common Pricing Information	
1.	Locks are furnished with standard features unless otherwise specified.
2.	Door thickness is 1 3/4" unless otherwise specified.
3.	Split finishes and designs will be priced at the highest list price of the design and/or finish.
4.	Engineering specials are denoted by a part number beginning with "X".
5.	⌚ denotes a lock or part that requires an extended lead time.
6.	👤 denotes a handed product and requires handing to be specified.
7.	For all restricted keyways (Everest D, Everest 29 T, Quad, Numbered, Reversed) add \$17.50. This does not apply to Primus cylinders. See Terms and Conditions for ordering information and requirements.
8.	Locks, keys and cylinders containing restricted keyways require additional documentation to order. Please see Terms and Conditions for the specific requirements.
9.	Keyway must be specified for keyed functions and cylinders. If not specified, default keyway will be S123 for KA, KD and 0-bitted product and S145 for Factory managed masterkey systems.
10.	Multiple keying options are available. Locks and cylinders are furnished KD unless otherwise specified or excepted by notation.
11.	Control Keys for permanent and construction cores are not included with the lock or cylinder and must be ordered separately.
12.	Locks specified with "C" keyway and KD or 0-bitted will receive 6 pin cylinders.
13.	Full Size Interchangeable Cores (FSIC) are furnished 1-bitted unless otherwise specified. If 0-bitted is selected, the order will be entered as 1-bitted. This does not apply to FSIC Primus® cores.
14.	Conventional standard pinned cylinders, Primus cylinders (conventional and FSIC) can be supplied 0-bitted. If 1-bitted is selected, the order will be entered as 0-bitted.
15.	Available plug face finishes are 606 and 626. For brass or bronze finish colors, the plug face finish is 606. For chrome, nickel or stainless steel finish colors, the plug face finish is 626.
16.	Specify LKB if 0-bitted Primus cylinders are required "Less Key Blanks." Deduct \$16.40 per cylinder.
17.	Locks and cylinders will be furnished with 2 keys each as standard. Additional keys will be charge at the additional cut keys charge appropriate for the cylinder/key type

Table of Contents

Functions	B600-4
Complete Locks	B600-5
Options	B600-7
Deadbolts	B600-7
Strikes	B600-7
Locks Less Components	B600-7
Non-Standard Door Thickness	B600-7
Antimicrobial Coating	B600-7
Tamper Resistant Torx Screws	B600-7
Parts	B600-8
Deadbolts	B600-8
Strikes	B600-8
Trim	B600-9
Door Reinforcements	B600-9
Screws	B600-10
Screw and Ball Bearing Packs	B600-10
Torx Screw Packs	B600-11
Special Parts	B600-11
Cylinders	B600-12
Complete Cylinders	See Cylinders Section
How To Order	Forms & Examples

Product Identification



Finish Codes and Descriptions

Code		Description
605	(US 3)	Bright Brass
606	(US 4)	Satin Brass
609	(US 5)	Satin Brass, Blackened
612	(US 10)	Satin Bronze
613	(US 10B)	Oil Rubbed Bronze
619	(US 15)	Satin Nickel
622	(US 19)	Matte Black
625	(US 26)	Bright Chromium Plated
626	(US26D)	Satin Chromium Plated
626AM	▲	Antimicrobial Coating on Satin Chromium
643e	(US11)	Aged Bronze

Standard Features

Locks are furnished with standard features unless otherwise specified.



Certification	ANSI/BHMA Certified A156.36-2010, Grade 1 auxiliary lock. With FSIC Interchangeable Core Cylinders: Grade 2 With SFIC Interchangeable Core Cylinders: Grade 3 UL Listed for 3-hour fire door, B800-Series is UL437 listed.
Deadbolt	1 1/8" x 2 1/4", Square corner faceplate, 1" housing diameter, 1" throw
Strike	1 1/8" x 2 3/4", Square corner, box
Backset	2 3/4"
Door Range	1 5/8" - 2" standard cylinder or FSIC; 1 3/4" - 2" SFIC; 1 3/8" - 2 1/2" door bolt only
Reinforcement	Metal dust box reinforcer with two 3" screws
Trim Rings	7/8" Solid brass or bronze
Cylinder	6-Pin solid brass, keyed 6-pin, S123 keyway, keyed different (KD)
Keys	Two nickel silver cut keys per lock, 6-pin, S123 section

B600/700/800 · Functions

ANSI/BHMA Certified A156.36-2010, Grade 1 auxiliary lock.
UL Listed for 3-hour fire door, B800-Series is UL437 listed.

Bored Deadbolt Locks

SCHLAGE ANSI

B660P

B760P

B860P

E0151

Single Cylinder Deadbolt Lock

Deadbolt thrown or retracted by key from outside or by inside turn unit. Bolt automatically deadlocks when fully thrown.



B661P

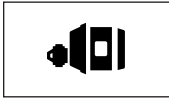
B761P

B861P

E0161

One-Way Deadbolt Lock

Deadbolt thrown or retracted by key only. Blank plate inside. Bolt automatically deadlocks when fully thrown.



B662P

B762P

B862P

E0141

Double Cylinder Deadbolt Lock*

Deadbolt thrown or retracted by key from either side. Bolt automatically deadlocks when fully thrown.



B663P

B763P

B863P

E0171

Classroom Deadbolt Lock

Deadbolt thrown or retracted by key outside. Inside turn unit will retract bolt only. Bolt automatically deadlocks when fully thrown.



B664P


B764P

B864P

E0101

Cylinder Lock

Deadbolt thrown or retracted by key from one side. No inside trim. Bolt automatically deadlocks when fully thrown. Requires 1 1/2" cross bore only.



B680


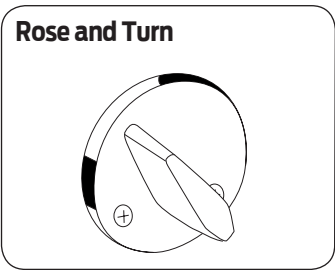
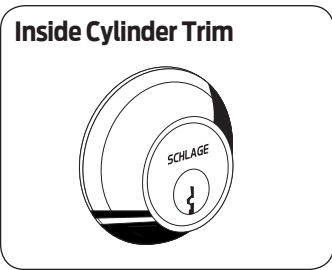
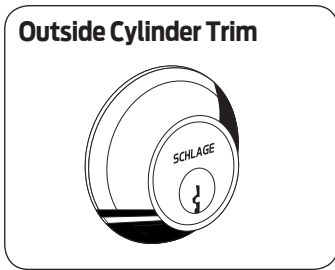
E0191

Door Bolt

Deadbolt thrown or retracted by turn unit only. No outside trim. Bolt automatically deadlocks when fully thrown. Requires 1 1/2" cross bore only. Door range is 1 3/8" - 2 1/2".



* **Caution:** Double cylinder locks on residences and any door in any structure which is used for egress are a life safety hazard in times of emergency and their use is not recommended. Installation should be in accordance with existing codes only.



Latches			
<p>12-631 Standard</p>	<p>12-641</p>	<p>12-297</p>	<p>12-317</p>

Strikes				
<p>10-094 Standard</p>	<p>10-064</p>	<p>10-087</p>	<p>10-092</p>	<p>10-095</p>

B600/700/800 · Complete Locks

DEADBOLT

B250-Series

B500-Series

B600-6


Function	Description	Finishes			Cylinder Adjustments					
		626	643e	613	J	R	T**	BD BDC	GD	HD**
B600 Series Keyless B680 No trim x thumbturn \$159 \$165 \$175										
Keyed, Single Cylinder B660P Cylinder x thumbturn \$204 \$210 \$220 B661P One-way cylinder x blank plate -35 38 N/C +84 +44 B663P Classroom cylinder outside, retraction turn inside 212 218 228 B664P Cylinder x no trim 204 210 220										
Keyed, Double Cylinder B662P Double Cylinder \$261 \$267 \$277 -70 +76 N/C +168 +88										
B700 SERIES: Primus® Controlled Access Cylinder Keyed, Single Cylinder B760P Cylinder x thumbturn \$281 \$287 \$297 B761P One-way cylinder x blank plate +38 B763P Classroom cylinder outside, retraction turn inside 292 298 308 B764P Cylinder x no trim 281 287 297										
Keyed, Double Cylinder B762P Double Cylinder 411 417 427 +76										
B800 SERIES: Primus® High Security Controlled Access Cylinder Keyed, Single Cylinder B860P Cylinder x thumbturn \$307 \$313 \$323 B861P One-way cylinder x blank plate B863P Classroom cylinder outside, retraction turn inside 325 331 341 B864P Cylinder x no trim 307 313 323										
Keyed, Double Cylinder B862P Double Cylinder \$432 \$438 \$448										
Notes: B600, 700, 800 not available less standard cylinder. Control Keys are not furnished with locks and must be ordered separately. See Keys & Keying. For all restricted keyways (Everest D, Everest 29 T, Quad, Numbered, Reversed) add \$17.50. This does not apply to Primus cylinders. See Terms and Conditions for ordering information and requirements. SL Cylinder with Everest B or Everest R keyways add \$17.50.										
* B600R Full Size Core locks furnished 1-bitted with two 6-pin keys unless otherwise specified. Not available with 0-bitted interchangeable cores B700R Full Size Core locks furnished 0-bitted with two 6-pin keys entered as separate line item.										
** Non-disposable construction core locks assessed a one-time non-refundable handling charge (50-231) of \$10.40 per core.										
Ordering instructions: To change cylinder type from default 6-pin standard, change lock suffix as appropriate. Ex: B660R 626 for B660 function with FSIC in 626 finish.										

Deadbolts		
Specify	Description	List Price Adjustments
12-630	2 3/8" backset, square corner, 1 1/8" x 2 1/4", 1" housing dia.	N/C
12-640	2 3/8" backset, circular, drive-in, 1 1/16" housing dia., 626 only	
12-631	2 3/4" backset, square corner, 1 1/8" x 2 1/4", 1" housing dia., standard deadbolt	
12-641	2 3/4" backset, circular, drive-in, 1 1/16" housing dia., 626 only	
12-632	3 3/4" backset, square corner, 1 1/8" x 2 1/4", 1" housing dia.	\$28.10
12-642	3 3/4" backset, circular, drive-in, 1 1/16" housing dia., 626 only	
12-633	5" backset, square corner, 1 1/8" x 2 1/4", 1" housing dia.	
12-643	5" backset, circular, drive-in, 1 1/16" housing dia., 626 only	
12-297	Adjustable 2 3/8" or 2 3/4" backset, square corner, 1 1/8" x 2 1/4", 1" housing dia.	N/C
12-317	Adjustable 2 3/8" or 2 3/4" backset, Circular, drive-in, 1" housing dia., 626 only	
Ordering instructions: specify desired deadbolt on order only if requesting different from standard.		

Strikes		
Specify	Description	List Price Adjustments
10-094	Square corner, no box, 1 1/8" x 2 3/4", standard	N/C
10-064	Circular drive-in, thimble strike, 1 3/16" diameter, 626 finish only	
10-087	ANSI, 1 1/4" x 4 7/8", 1 3/16" lip length, box	
10-092	Round corner (1/4" radius), 1 5/8" x 2 1/4", 1 1/8" full lip, no box	
10-095	Square corner, 1 5/8" x 2 1/4", 1 1/8" full lip, no box	
10-104	Round corner (1/4" radius), 1 1/4" x 3 5/8", 4 hole, 605, 609, 620, 630 finishes only	
10-103	Round corner (1/4" radius), 1" x 2 1/4", 605, 609, 630 finishes only	
37-016	Strike reinforcer, use with 10-094	
J250-028	2" strike reinforcement screws. 605, 609, 630 finishes only	
Ordering instructions: specify desired strike on order only if requesting different from standard.		

Locks Less Components		
Description	Specify	List Price Adjustment
Less deadbolt	LLL for deadbolt Example: B660P 605 LLL 10-064	-18.90
Less strike	LLL for strike Example: B660P 605 12-630 LLL	-5.90
Less key blanks, B700 and B800 only	LKB	-16.80
Less Cylinder	Not available B600, B700, B800	N/A
Ordering instructions: specify on order only if requesting different from standard.		

Non-Standard Door Thickness		
Specify	Description	List Price Adjustments
1 3/8" Door Thickness	1 3/8" door thickness. Not available for interchangeable core locks.	\$10.00
Door Thickness	Extended Equally (EE), over 2"-2 1/2" thick doors (not available SFIC; see Special Parts for SFIC conversion kits)	N/C
Note: For doors over 2 1/2" - 4" thick, see Special Parts for conversion kits.		
Ordering instructions: specify desired thickness on order only if requesting different from standard. EX: B660P 626 1 3/8"		

Antimicrobial Coating  Extended Lead Time		
Specify	Description	List Price Adjustments
Finish as 626AM	Antimicrobial coating applied to inside thumbturn and rose, outside trim ring and cylinder faceplate	\$18.60
Ordering instructions: specify on order only if desired option. Ex: B560P 626AM.		

Tamper Resistant Torx® Screws		
Specify	Description	List Price Adjustments
X suffix	Torx latch, strike, and mounting screws. Not available SFIC locks.	\$21.90
Ordering instructions: Add X suffix to lock. Ex: B660PX.		

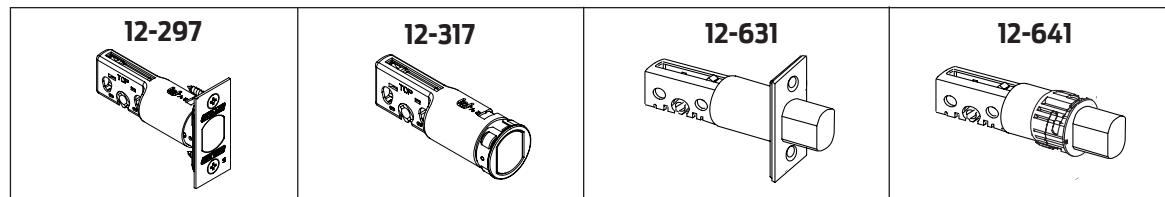
Shaded items are standard components and are furnished with locks unless otherwise specified.

DEADBOLT

B250-Series

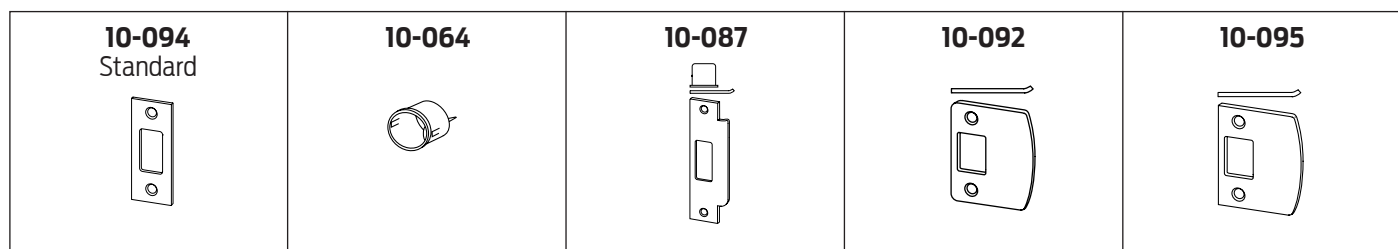
B500-Series

B600-8



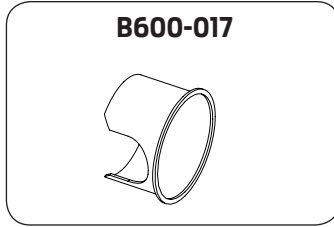
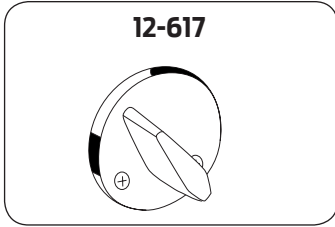
Available Finishes		605	606	609	612	613	619	622	625	626	643e
		•	•	•	•	•	•	•	•	•	•
Part Number	Description	Price Each									
Complete Deadbolts											
12-297	Square corner, adjustable 2 3/8" or 2 3/4" backset, 1 1/8" x 2 1/4", 1" housing dia.	\$59.70									
12-317	Circular, drive-in, adjustable 2 3/8" or 2 3/4" backset, 1" housing dia., 626 only										
12-630	Square corner, 2 3/8" backset, 1 1/8" x 2 1/4", 1" housing dia.	53.00									
12-640	Circular, drive-in, 2 3/8" backset, 1 1/16" housing dia., 626 only										
12-631	Square corner, 2 3/4" backset, 1 1/8" x 2 1/4", 1" housing dia., standard deadbolt	92.80									
12-641	Circular, drive-in, 2 3/4" backset, 1 1/16" housing dia., 626 only										
12-632	Square corner, 3 3/4" backset, 1 1/8" x 2 1/4", 1" housing dia.	58.10									
12-642	Circular, drive-in, 3 3/4" backset, 1 1/16" housing dia., 626 only										
12-633	Square corner, 5" backset, 1 1/8" x 2 1/4", 1" housing dia.	58.10									
12-643	Circular, drive-in, 5" backset, 1 1/16" housing dia., 626 only										
39-030	Rabbeted deadbolt and strike kit (adapts square corner latches and 2 3/4" high square coner strikes to 1/2" rabbeted door and frame preparations). 605 and 626 finish only.	58.10									
Deadbolts Less Faceplates											
12-650	2 3/8" backset deadbolt unit less faceplate, 1" housing dia.	41.40									
12-651	2 3/4" backset deadbolt unit less faceplate, 1" housing dia.										
12-652	3 3/4" backset deadbolt unit less faceplate, 1" housing dia.	81.80									
12-653	5" backset deadbolt unit less faceplate, 1" housing dia.										
Faceplate kits											
12-627	Square corner faceplate, 1 1/8" x 2 1/4", includes backplate and screws	10.60									
12-628	Circular drive-in faceplate and collar, 626 finish only										

Ordering Instructions: Specify part number and finish.



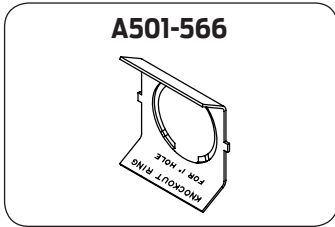
Available Finishes		605	606	609	612	613	619	622	625	626	643e
		•	•	•	•	•	•	•	•	•	•
Part Number	Description	Price Each									
10-064	Circular drive-in, thimble strike, 1 3/16" diameter, 626 finish only	\$16.70									
10-087	ANSI, box, 1 1/4" x 4 7/8", 1 3/16" lip	22.90									
10-092	Round corner (1/4" radius), 1 1/8" full lip, no box, 1 5/8" x 2 1/4"	7.90									
10-094	Square corner, no box, 1 1/8" x 2 3/4", standard	12.20									
10-095	Square corner, full 1 1/8" lip, no box, 1 5/8" x 2 1/4"	8.10									
10-103	Round corner (1/4" radius), 1" x 2 1/4", no reinforcement strike provided (Available 605, 609, 630 only)	2.00									
10-104	Round corner (1/4" radius), 1 1/4" x 3 5/8", 4 hole, no reinforcement strike provided. 605, 609, 620, 630 only	2.40									
10-112	Metal dust box and 3 screws, use with 10-094 and 10-108. Finish not applicable.	11.70									
37-016	Strike reinforcer, use with 10-094 and 10-108. Finish not applicable.	15.70									
K510-066	Plastic dust box for ANSI strike. Finish not applicable.	7.20									

Ordering Instructions: Specify part number and finish if applicable.



Trim		605	606	609	612	613	619	622	625	626	643e
Available Finishes		▪	▪	▪	▪	▪	▪	▪	▪	▪	▪
Part Number	Description	Price Each									
12-617	Rose and turn	\$47.40									
12-618	Rose and turn, classroom function	52.80									
12-625	Classroom driver kit. Finish not applicable	10.50									
12-626	Blank inside rose, exposed screws, B661	25.30									
38-034	Blank mounting plate kit for use on one side of B664 or B680	96.70									
B600-017	Security shield, 2 1/8" door preparation. Finish not applicable	10.50									
B600-018	Mounting plate, turn. Finish not applicable	10.30									
B610-035	Support (anchor) and mounting screws, B664. Finish not applicable	27.40									

Ordering Instructions: Specify part number and finish if applicable.



Door Reinforcements		
Part Number	Description	Price Each
A501-565	Reinforcer for 1 3/8" thick nonreinforced metal doors, fits both 7/8" and 1" diameter housings (2 required per lock)	\$19.80
A501-566	Reinforcer for 1 3/4" thick nonreinforced metal doors, fits both 7/8" and 1" diameter housings (2 required per lock)	
37-016	Door frame strike reinforcer	15.70

Ordering Instructions: Specify part number.

DEADBOLT

Screws																				
Available Finishes										605	606	609	612	613	619	622	625	626	643e	
Available Finishes										•	•	•	•	•	•	•	•	•	•	•
Part Number	Specify Finish	Description		Application	Price Each															
		Size	Type		(Order in multiples of 100)															
C603-256	•	12-24 x 1"	PFH combo	ANSI strike	\$1.00															
C603-897	•	8 x 3/4"		Deadbolt and strike	0.90															

Screw and Ball Bearing Packs																				
Available Finishes										605	606	609	612	613	619	622	625	626	643e	
Available Finishes										•	•	•	•	•	•	•	•	•	•	•
Part Number	Specify Finish	Door Thickness	Contents		Price Each															
			Keyless																	
B610-066	•	Rose trim, B680	(2) Mounting screws		\$8.40															
Keyed, Single Cylinder																				
B610-049		1 3/8" – 2 1/2", B664	2) Mounting screws		19.60															
B610-050		1 3/8" – 2", B660, 661, 663	(2) Mounting screws																	
B610-051		over 2" – 2 1/2", B660, 661, 663	(2) Ball bearings																	
B610-066	•	Rose trim, B660, 661, 663	(2) Mounting screws		8.40															
Keyed, Double Cylinder (except Interchangeable Core)																				
B610-053		1 3/8" – 2", B662P	(2) Mounting screws		19.60															
B610-055		over 2" – 2 1/2", B662P	(2) Ball bearings																	
Keyed, Double Cylinder, Interchangeable Core																				
B610-054		1 5/8" – 2", B662R	(2) Mounting screws		19.60															
B610-056		over 2" – 2 1/2", B662R	(2) Ball bearings																	
Note: Above screw packs are also used for B700 and B800 series locks.																				

B250-Series

B500-Series

B600-10

Torx Screw Packs													
				605	606	609	612	613	619	622	625	626	643e
Available Finishes				•	•	•	•	•	•	•	•	•	•
Part Number	Specify Finish	Door Thickness	Contents	Price Each									
Keyless													
B610-066	•	Rose trim, B680	(2) Mounting screws (T-20)	\$9.70									
Keyed, Single Cylinder													
B610-059		1 3/8" – 2 1/2", B664	2) Mounting screws (T-30)	20.80									
B610-065	•	Rose trim, B660, 661, 663	(2) Mounting screws (T-10)	9.70									
Keyed, Double Cylinder (except Interchangeable Core)													
B610-061		1 3/8" – 2", B662P	(2) Mounting screws (T-30)	20.80									
B610-063		over 2" – 2 1/2", B662P	(2) Ball bearings										
Keyed, Double Cylinder, Interchangeable Core													
B610-062		1 5/8" – 2", B662R	(2) Mounting screws (T-30)	20.80									
B610-064		over 2" – 2 1/2", B662R	(2) Ball bearings										
All Functions													
C203-311	•	Deadbolt and strike	(4)C503-766 8-32 x 1/2" (1) T-15 size Torx Bit	21.30									
C203-312	•	Deadbolt and ANSI strike	(2)C503-766 8-32 x 1/2" (1) T-15 size Torx Bit (2)L583-371 12-24 x 1/2" (1) T-20 size Torx Bit										
Notes	Torx screw packs are furnished with appropriate T-xx installation tool(s).												
	Above screw packs are also used for B700 and B800-Series locks.												

Special Parts				
⚠ Extended Factory Lead Time				
Part Number	Door Range	Function	Description	Price Each
XB11-916	2"-4"	B660P, B663P	Screw and tailpiece conversion kit for B600/700/800-Series Locks to fit doors Extended Equally (EE), over 2" - 4" thick. Specify door thickness.	\$168.00
XB11-917	2"-3"	B662P		105.00
XB11-918	2"-4"	B760P, B763P B860P, B863P		168.00
XB11-919	2"-3"	B762P, B862P		168.00
XB11-920	2"-4"	B660R, B660J, B660T, B663R, B663J, B663T, B760R, B763R		105.00
XB11-921	2"-4"	B662R, B662J, B662T, B762R		105.00
XB11-922	2"-4"	B660BD, B660GD, B660HD, B663BD, B663GD, B663HD	Screw and tailpiece conversion kit for B600-Series locks to fit doors Extended Equally (EE), over 2" - 4" thick. Specify door thickness.	105.00
Notes::	For door thickness and locks not listed above, please use the Innovation Center (RFQ) request form			
Ordering instructions: Specify part number and desired door thickness, EX: XB11-916 3".				

DEADBOLT

B250-Series

B500-Series

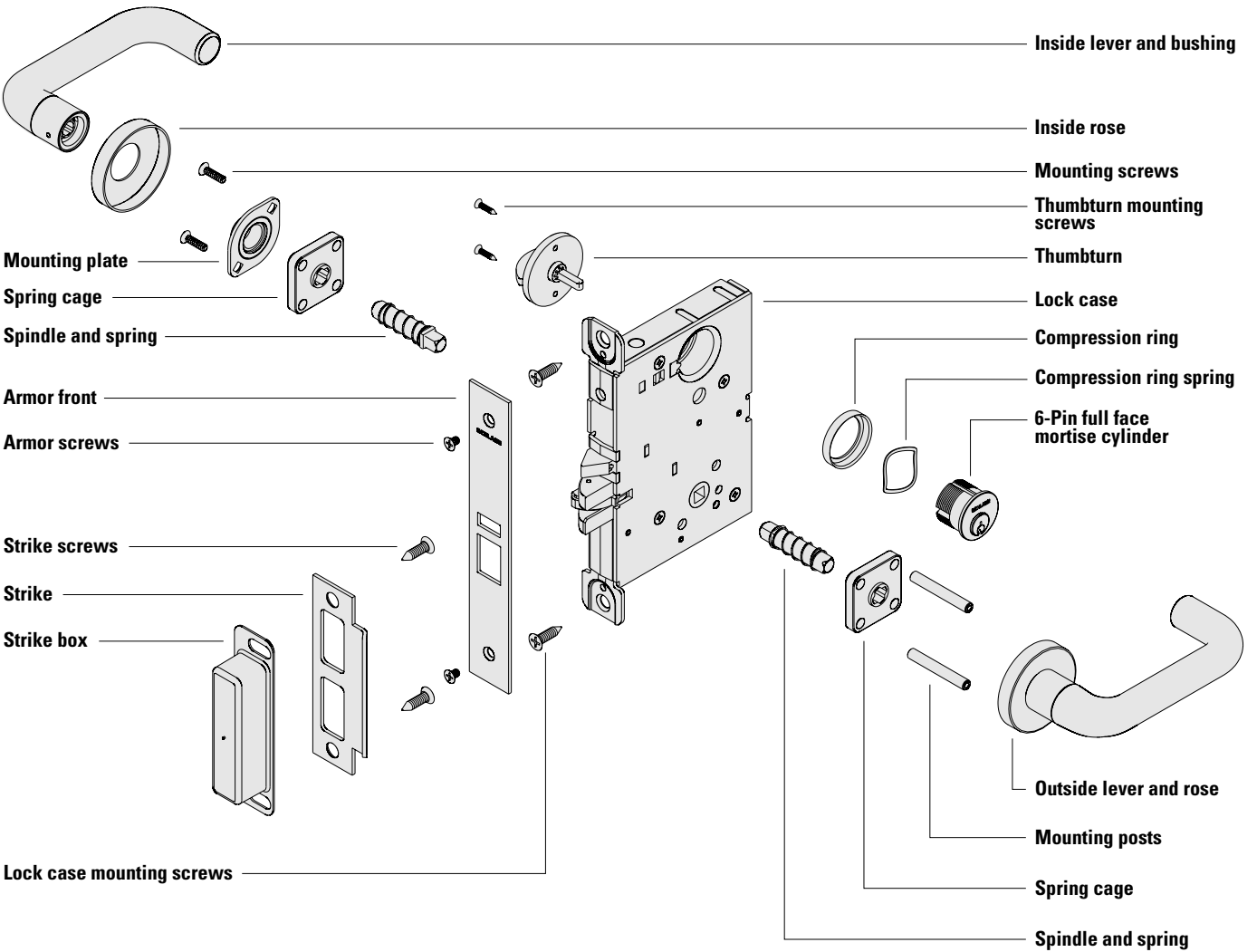
B600-12

B600/700-Series Cylinder Reference Table

Cylinder Mechanism	Function	Door Thickness	Cylinder Less Housing	Price Each		
				Open	Restricted	
B600-Series Standard	B660, B663	1 3/8" – 2 1/2"	22-644	\$64.00	\$81.50	
B600-Series SL (R/B Keyways only)	B660, B663	1 3/8" – 2 1/2"	91-032			
B600-Series Standard	B661, B664	1 3/8" – 2"	22-642	64.00		
B600-Series SL (R/B Keyways only)	B661, B664	1 3/8" – 2"	91-030			
B600-Series Standard	B661, B664	2" – 2 1/2"	22-643	64.00		
B600-Series SL (R/B Keyways only)	B661, B664	2" – 2 1/2"	91-031			
B600-Series Standard	B662	1 3/8" – 2"	22-085	64.00		
B600-Series SL (R/B Keyways only)	B662	1 3/8" – 2"	91-028			
B600-Series Standard	B662	2" – 2 1/2"	22-086	64.00		
B600-Series SL (R/B Keyways only)	B662	2" – 2 1/2"	91-029			
B700-Series Primus	B760, B763	1 3/8" – 2 1/2"	20-744	141.00		
	B761, B764	1 3/8" – 2"	20-742			
		2" – 2 1/2"	20-743			
	B762	1 3/8" – 2"	20-745			
B700-Series Primus XP	B760-XP, B763-XP	1 3/8" – 2 1/2"	20-744-XP	141.00		
	B760-XP, B763-XP (R/B Keyways only)	1 3/8" – 2 1/2"	91-711-XP			
	B761-XP, B764-XP	1 3/8" – 2"	20-742-XP			
	B761-XP, B764-XP (R/B Keyways only)	1 3/8" – 2"	91-709-XP			141.00
	B761-XP, B764-XP	2" – 2 1/2"	20-743-XP			141.00
	B761-XP, B764-XP (R/B Keyways only)	2" – 2 1/2"	91-710-XP			141.00
B700-Series SL Primus XP (R/B Keyways only)	B762-XP	1 3/8" – 2"	20-745-XP	141.00		
B700-Series Primus XP	B762-XP	1 3/8" – 2"	91-712-XP		141.00	
B700-Series Primus XP	B762-XP	2" – 2 1/2"	20-746-XP	141.00		
B700-Series SL Primus XP (R/B Keyways only)	B762-XP	2" – 2 1/2"	91-713-XP		141.00	


B800-Series Cylinder Reference Table

Cylinder Mechanism	Function	Door Thickness	Cylinder Less Housing	Price Each	
				Open	Restricted
B800-Series Primus UL437	B860, B863	1 3/8" – 2 1/2"	20-544	\$174.00	
	B861, B864	1 3/8" – 2"	20-542		
		2" – 2 1/2"	20-543		
	B862	1 3/8" – 2"	20-545		
		2" – 2 1/2"	20-546		
B800-Series Primus-XP UL437	B860-XP, B863-XP	1 3/8" – 2 1/2"	20-544-XP		
	B861-XP, B864-XP	1 3/8" – 2"	20-542-XP		
		2" – 2 1/2"	20-543-XP		
	B862-XP	1 3/8" – 2"	20-545-XP		
		2" – 2 1/2"	20-546-XP		



MORTISE

L-1

 Indicates products that have EPD documentation available and meet LEED v4.

To order Schlage products, descriptive data should be in the sequence as shown below.

Line Item	Qty	Product	Outside		Inside		Hand	Latch	Strike	Dr Thk	Ext	DIM	Additional Details
			DES	FIN	DES	FIN							
1	10	L9050P	12A	626	06B	613	RH	09-669	10-072	2	EE	134	KA

Line Item: Line item number

Qty: Quantity

Product: Product function + cylinder code

Outside Des: Outside lever design + rose/escutcheon code

Outside Fin: Outside finish

Inside Des: Inside lever design + rose/escutcheon code, specify only if different from the outside lever design

Inside Fin: Inside lever finish, specify only if different from the outside finish

Hand: Hand of door, specify only for handed lever designs or for LM9300 MultiPoint Lock

Latch: Product armor front, leave blank for standard armor or specify part number if non-standard armor is required. LLL = less armor front

Strike: Product strike, leave blank for standard strike or specify part number if non-standard strike is required. LLL = less strike

Dr Thk: Door thickness, leave blank for standard thickness (1 3/4") or specify if non-standard. Example: 138 = 1 3/8", 214 = 2 1/4"

Ext: Extension, enter one of the following when door thicknesses 2" or greater are specified: EE = Extended Equally, EI = Extended Inside, EO = Extended Outside

Dim: Dimension; for locks enter only for non-standard strike lip length, for parts enter for non-standard strike lip length, mortise cylinder or blocking ring length

Additional Details: Enter additional detail for keying information or special requirements

Common Pricing Information



1.	Locks are furnished with standard features unless otherwise specified.
2.	Door thickness is 1 3/4" unless otherwise specified.
3.	Split finishes and designs will be priced at the highest list price of the design and/or finish.
4.	 denotes a lock or part that requires an extended lead time.
5.	 denotes a handed product and requires handing to be specified.
6.	For all restricted keyways (Everest D, Everest 29 T, Quad, Numbered, Reversed) add \$17.50. This does not apply to Primus cylinders. See Terms and Conditions for ordering information and requirements.
7.	Locks, keys and cylinders containing restricted keyways require additional documentation to order. Please see Terms and Conditions for the specific requirements.
8.	Keyway must be specified for keyed functions and cylinders. If not specified, default keyway will be S123 for KA, KD and 0-bitted product and S145 for Factory managed masterkey systems.
9.	Multiple keying options are available. Locks and cylinders are furnished KD unless otherwise specified or excepted by notation.
10.	Control Keys for permanent and construction cores are not included with the lock or cylinder and must be ordered separately.
11.	Locks specified C keyway and KD will receive 6 pin cylinders keyed 5 pin with 5 pin keys. Locks specified 0-bitted will receive 6 pin cylinders with 6 pin keys.
12.	Full Size Interchangeable Cores (FSIC) are furnished 1-bitted unless otherwise specified. If 0-bitted is selected, the order will be entered as 1-bitted. This does not apply to FSIC Primus® cores.
13.	Conventional standard pinned cylinders, Primus cylinders (conventional and FSIC) can be supplied 0-bitted. If 1-bitted is selected, the order will be entered as 0-bitted.
14.	Available plug face finishes are 606 and 626. For brass or bronze finish colors, the plug face finish is 606. For chrome, nickel or stainless steel finish colors, the plug face finish is 626.
15.	Locks and cylinders will be furnished with 2 keys each as standard. Additional keys will be charge at the additional cut keys charge appropriate for the cylinder/key type

Table of Contents

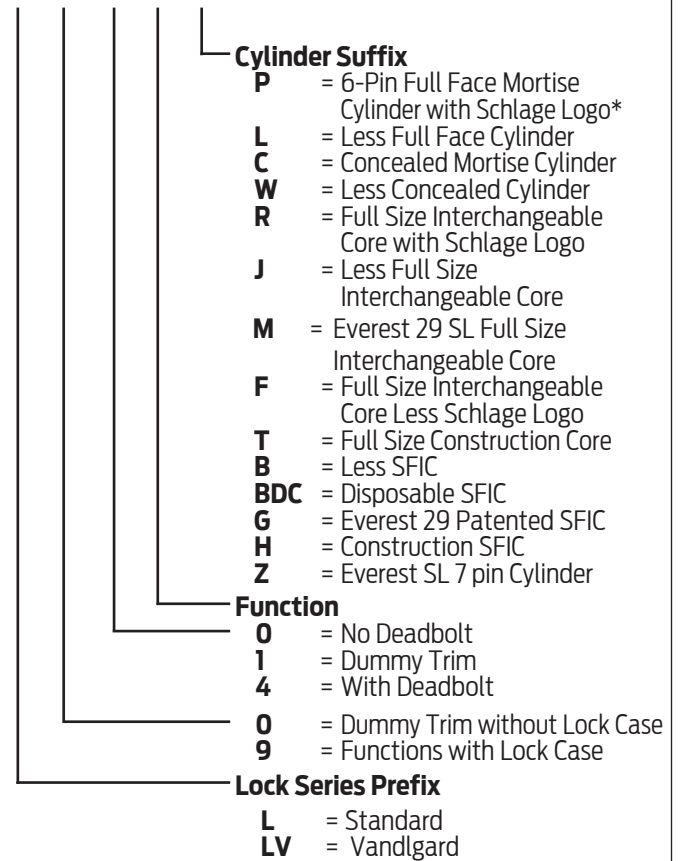
Functions	L-4
Complete Locks	L-12
Standard Lever Collection A, B or C Rose Trim	L-12
Standard Lever Collection Escutcheon Trim	L-14
M Lever Collection A, B or C Rose Trim	L-16
M Lever Collection Escutcheon Trim	L-18
Commercial Lever Suites	L-20
L9000-Series Deadbolt Locks	L-21
L400-Series Deadbolt Locks	L-21
Options	L-22
Cylinder Options	L-22
Armor Fronts and Strikes	L-23
Locks Less Components	L-24
Locks Less Lock Case	L-24
Non-Standard Door Thickness	L-25
Indicators (for Sectional (rose) or N Escutcheon Trim)	L-26
Tamper-resistant screws	L-26
Tactile Warning	L-26
ADA Thumbturn	L-26
Lever Trak	L-26
Special Functions	L-27
Anti-Microbial Coating	L-27
Lead Lining	L-27
RX	L-27
Distributor Pack Program	L-28
Lock Cases	L-29
Trim Packs	L-30
Armor Fronts, Strikes, Cylinders	L-31
Parts	L-32
Miscellaneous Parts	L-32
Levers & Knobs, Roses, Escutcheons	L-33
Outside Lever/Knob Assemblies	L-34
Armor Fronts & Strikes	L-35
Buttons, Thumbturns, Coin Turns, Cylinder Turns	L-36
Occupancy Indicators	L-37
Thru-Bolts	L-38
Mounting Posts	L-38
Springs & Spindles	L-38
L Lock Cases	L-39
Electrified Lock Cases	L-40
Miscellaneous Parts	L-41
Classroom Security Function Conversion Kits	L-43
Vandlegard Retrofit kit	L-43
Screw Packs	L-44
Special Parts	L-44
Mortise Cylinders	L-45
Allegion Connect Harnesses	L-46

Complete Cylinders **See Cylinders Section**
How To Order **Forms & Examples**

BAA/ARRA
 Contact your local RSO or
 Sales Rep. for ordering details

Product Identification

L/LV 9 4 53 P



SFIC = Small Format (Best® Style) Interchangeable Core

Finish Codes and Descriptions

Code		Description
605	(US 3)	Bright Brass
606	(US 4)	Satin Brass
609	(US 5)	Antique Brass
612	(US 10)	Satin Bronze
613	(US 10B)	Oil Rubbed Bronze
619	(US 15)	Satin Nickel
622	(US 19)	Matte Black
625	(US 26)	Bright Chromium Plated
626	(US 26D)	Satin Chromium Plated
626AM		Antimicrobial Coating on Satin Chromium
629	(US 32)	Bright Stainless Steel
630	(US 32D)	Satin Stainless Steel
630AM		Antimicrobial Coating on Satin Stainless Steel
643e	(US 11)	Aged Bronze

Standard Features

Certifications	L/LV9000: ANSI/BHMA Certified A156.13-2012, Series 1000, Grade 1 Operational, Grade 1 Security, UL Listed for 3-hour fire door (except L9076 and L9077). With FSIC Interchangeable Core Cylinders: Grade 2 Security. With SFIC Interchangeable Core Cylinders: Grade 3 Security. L400: ANSI/BHMA Certified A156.36-2010, Grade 1, UL Listed for 3-hour fire door.	BHMA CERTIFIED
Case Size	L/LV9000: 4 7/16" x 6 1/16" x 1"; L400: 4 7/16" x 3 5/8" x 1"	
Armor Front	L/LV9000: 1 1/4" x 8"; L400: 1 1/4" x 5 9/16"	
Deadbolt	1" Throw stainless steel	
Latchbolt	3/4" Throw stainless steel with anti-friction tongue	
Strike	L/LV9000: 1 1/4" x 4 7/8" Square corner, 1 3/16" lip, box; L400: 1 1/8" x 3 5/8" square corner, box	
Backset	2 3/4"	
Cylinder	6-Pin solid brass, keyed 6-pin, S123 keyway, keyed different (KD)	
Door Range	1 3/4"	
Keys	Two nickel silver cut keys per lock, 6-pin, S123 section	


L · Functions

ANSI/BHMA Certified A156.13-2012, Series 1000, Grade 1 Operational, Grade 1 Security, UL Listed for 3-hour fire door (except L9076 and L9077).

Mortise Locks Non-Keyed

SCHLAGE ANSI

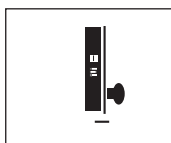
L9010 F01



Passage Latch

Latchbolt retracted by knob/lever from either side at all times. Inside knob/lever is always free for immediate egress.

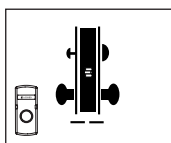
L9025 F31



Exit Lock

No outside trim. Aux Latch. Inside knob/lever only always free for immediate egress.

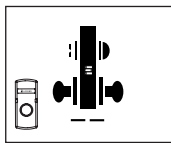
L9040 F22
LV9040



Bath/Bedroom Privacy Lock

Latchbolt retracted by knob/lever from either side unless outside is locked by inside thumbturn. Turning inside knob/lever or closing door unlocks outside knob/lever. To unlock from outside, remove emergency button, insert emergency thumbturn (furnished) in access hole and rotate. Inside knob/lever is always free for immediate egress.

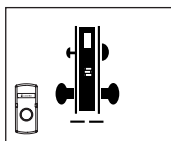
L9044 LV9044



Privacy With Coin Turn Outside

Latchbolt retracted by knob/lever from either side unless outside is locked by inside thumbturn or outside coin turn. Operating inside knob/lever, closing door, rotating inside thumbturn or rotating outside coin turn unlocks outside knob/lever. Specify per L283-056 for Torx® screws. Available with rose trim only.

L9440 F19
LV9440

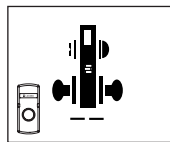


Privacy With Deadbolt

Latchbolt retracted by knob/lever from either side. Deadbolt thrown or retracted by inside thumbturn. Throwing deadbolt locks outside knob/lever. Rotating inside knob/lever simultaneously retracts deadbolt and latchbolt, and unlocks outside knob/lever. To unlock from outside, remove emergency button, insert emergency thumbturn in access hole and rotate. Inside knob/lever is always free for immediate egress.

Mortise Locks Non-Keyed

L9444 LV9444



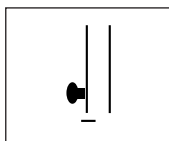
Privacy With Deadbolt and Coin Turn Outside

Latchbolt retracted by knob/lever from either side. Deadbolt thrown or retracted by inside thumbturn or outside coin turn. Throwing deadbolt locks outside knob/lever. Rotating inside knob/lever simultaneously retracts deadbolt and latchbolt, and unlocks outside knob/lever. Rotating outside coin turn retracts deadbolt and unlocks outside knob/lever. Specify per L283-056 for Torx screws. Available with rose trim only. Inside knob/lever is always free for immediate egress.

Mortise Locks Non-Keyed Dummy

SCHLAGE ANSI

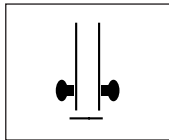
L0170



Half Dummy Trim

Knob/lever on one side fixed by mounting bar. Not for use on wood doors, or with L escutcheon recommend L9175.

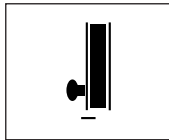
L0172



Full Dummy Trim

Knob/lever on both sides fixed by mounting bar.

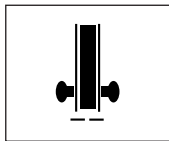
L9175



Half Dummy Trim w/ Lock Case

Fixed knob/lever on one side inoperable. Includes lock case and armored front. Options same as L9176 below.

L9176



Full Dummy Trim w/ Lock Case*

Fixed knob/lever on both sides. Includes lock case and blank armor front. May be ordered with optional XL11-743 armored front with cutout to receive deadbolt.

LV- Vandgard function allows exterior lever to rotate freely down, while remaining securely locked.

*In a double door application where the dummy will be used as the strike, order 10-091 Armored Front Strike separately.

180 degree messaging indicator available. See options section for details.


MORTISE

L-4

Mortise Locks-Keyed

SCHLAGE ANSI


L9026



Exit Lock with Cylinder

No outside trim. Inside knob/lever always free for immediate egress. Outside cylinder retracts latchbolt. Auxiliary latch deadlocks latchbolt when door is locked.

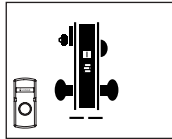
**L9050
LV9050 F04**



Entrance/Office Lock

Latchbolt retracted by knob/lever from either side unless outside is made inoperative by key outside or by turning inside thumbturn. When outside is locked, latchbolt is retracted by key outside or by knob/lever inside. Outside knob/lever remains locked until thumbturn is returned to vertical or unlocked by key. Auxiliary latch deadlocks latchbolt when door is locked. Inside knob/lever is always free for immediate egress.


**L9056
LV9056**



L9050 With Automatic Unlocking

Latchbolt retracted by knob/lever from either side unless outside is made inoperative by key outside or by rotating inside thumbturn. Outside knob/lever unlocked by key outside, thumbturn or closing door. Rotating inside knob/lever simultaneously retracts latchbolt and unlocks outside knob/lever. Auxiliary latch deadlocks latchbolt when door is locked. Inside knob/lever is always free for immediate egress.


**L9060
LV9060 F09**



Apartment Entrance Lock

Latchbolt retracted by knob/lever from either side unless outside is locked by key from inside. When locked, latchbolt retracted by key outside or knob/lever inside. Auxiliary latch deadlocks latchbolt when door is locked. Inside knob/lever is always free for immediate egress.


**L9070
LV9070 F05**



Classroom Lock

Latchbolt retracted by knob/lever from either side unless outside is locked by key. Unlocked from outside by key. Inside knob/lever always free for immediate exit. Auxiliary latch deadlocks latchbolt when door is locked. Inside knob/lever is always free for immediate egress.

**L9071
LV9071 F32**




Classroom Security Lock

Latchbolt retracted by knob/lever from either side unless outside is locked by key from either side. Auxiliary latch deadlocks latchbolt when door is locked. Inside knob/lever is always free for immediate egress.

Mortise Locks-Keyed

SCHLAGE ANSI

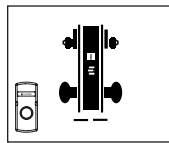
**L9076
LV9076 F06**



Classroom Holdback Lock

Latchbolt retracted by knob/lever from either side unless outside is locked by key. When locked, latchbolt retracted by key outside or knob/lever inside. Auxiliary latch deadlocks latchbolt when door is locked. Depress inside knob/lever and turn key 360° for holdback feature. Inside lever is always free for immediate egress.


**L9077
LV9077**



Classroom Security Holdback Lock

Latchbolt retracted by knob/lever from either side unless outside is locked by key from either side. When locked, latchbolt retracted by key outside or knob/lever inside. Auxiliary latch deadlocks latchbolt when door is locked. In locked state, depress inside knob/lever and turn key 360° to engage holdback and unlock door. Inside knob/lever is always free for immediate egress.

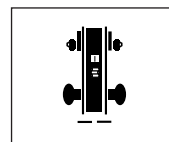
**L9080
LV9080 F07**



Storeroom Lock

Latchbolt retracted by key outside or by knob/lever inside. Outside knob/lever always inoperative. Auxiliary latch deadlocks latchbolt when door is locked. Inside knob/lever is always free for immediate egress.

**L9082
LV9082 F30**



Institution Lock*

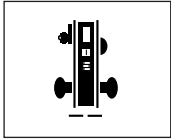
Latchbolt retracted by key from either side. Knob/lever on both sides always inoperative. Auxiliary latch deadlocks latchbolt when door is locked.

LV- Vandgard function allows exterior lever to rotate freely down, while remaining securely locked.


*** Caution:** Double cylinder locks on residences and any door in any structure which is used for egress are a life safety hazard in times of emergency and their use is not recommended. Installation should be in accordance with existing codes only.

Mortise Locks-Keyed with Deadbolt


SCHLAGE ANSI

**L9453
LV9453 F20****Entrance/Office Lock with Deadbolt**

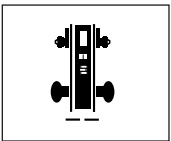
Latchbolt retracted by knob/lever from either side unless outside is locked by 20° rotation of thumbturn. Deadbolt thrown or retracted by 90° rotation of thumbturn. When locked, key outside or knob/lever inside retracts deadbolt and latchbolt simultaneously. Outside knob/lever remains locked until thumbturn is restored to vertical position. Throwing deadbolt automatically locks outside knob/lever. Auxiliary latch deadlocks latchbolt when door is locked. Inside knob/lever is always free for immediate egress.

**L9456
LV9456 F13****Corridor Lock**

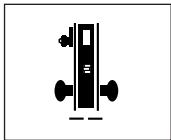
Latchbolt retracted by knob/lever from either side. Deadbolt thrown or retracted by key outside or inside thumbturn. Throwing deadbolt locks outside knob/lever. Turning inside knob/lever simultaneously retracts deadbolt and latchbolt and unlocks outside knob/lever. Inside knob/lever is always free for immediate egress.

**L9457
LV9457 F33****Classroom Security Lock w/ Deadbolt**

Latchbolt retracted by knob/lever from either side. Deadbolt thrown or retracted by key from either side. Throwing deadbolt locks outside knob/lever. Turning inside knob/lever simultaneously retracts deadbolt and latchbolt and unlocks outside knob/lever. Inside knob/lever is always free for immediate egress.

**L9458
LV9458 F34****Classroom Security Lock w/ Deadbolt and Auxiliary Latch**

Latchbolt operated by lever from either side except when outside lever is lock from inside or outside by key. Deadbolt retracted by key from inside or outside. Operating inside lever retracts both bolts and unlocks outside. Auxiliary deadlatch when door is locked. Inside knob/lever is always free for immediate egress.

L9465**Closet/Storeroom Lock**

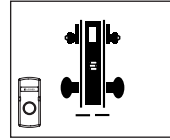
Latchbolt retracted by knob/lever from either side. Deadbolt thrown or retracted by key outside.

* **Caution:** Double cylinder locks on residences and any door in any structure which is used for egress are a life safety hazard in times of emergency and their use is not recommended. Installation should be in accordance with existing codes only.

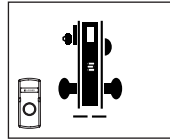
 180 degree messaging indicator available. See options section for details.

Mortise Locks-Keyed with Deadbolt

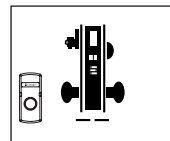
SCHLAGE ANSI

L9466 F14**Store/Utility Room Lock***

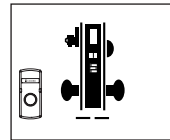
Latchbolt retracted by knob/lever from either side. Deadbolt thrown or retracted by key from either side.

L9473 F21**Dormitory/Bedroom Lock**

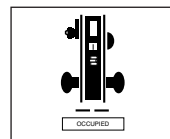
Latchbolt retracted by knob/lever from either side. Deadbolt thrown or retracted by key outside or thumbturn inside.

**L9480
LV9480****Storeroom Lock With Deadbolt**

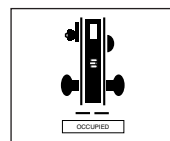
Latchbolt retracted by key outside or by lever or knob inside. Outside knob/lever always fixed. Deadbolt thrown or retracted by key outside or thumbturn inside. Turning inside knob/lever simultaneously retracts both deadbolt and latchbolt. Auxiliary latch deadlocks latchbolt when door is locked. Inside knob/lever is always free for immediate egress.

**L9485
LV9485****Faculty Restroom Lock**

Latchbolt retracted by key outside or by knob/lever inside. Outside knob/lever always fixed. Deadbolt thrown or retracted by inside thumbturn. When deadbolt is thrown, all keys become inoperative except emergency key. Turning inside knob/lever retracts both deadbolt and latchbolt simultaneously. Auxiliary latch deadlocks latchbolt when door is locked. Inside knob/lever is always free for immediate egress. Not available in SFIC or Everest SL.

**L9486
LV9486****L/LV9485 with 09-611 indicator**

Adds 09-611 "Do Not Disturb" indicator to L/LV9485. Specify L583-375 for "Occupied". NOTE: This is the "old style" indicator, not the 180 degree indicator available on most other functions

**L9496
LV9496****L/LV9456 with 09-611 indicator**

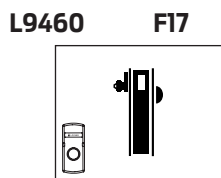
Adds 09-611 "Occupied" indicator to L/LV9456. NOTE: This is the "old style" indicator, not the 180 degree indicator available on most other functions

LV- Vandlgard function allows exterior lever to rotate freely down, while remaining securely locked.

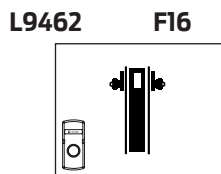
**ANSI/BHMA Certified A156.5-2001, Grade 1,
UL Listed for 3-hour fire door.**

Mortise Locks-Keyed Deadbolts

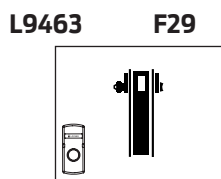
SCHLAGE ANSI



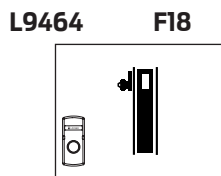
Cylinder x Thumbturn Lock
Deadbolt thrown or retracted by key outside or thumbturn inside.



Double Cylinder Lock*
Deadbolt operated by key from either side.



Classroom Lock
Deadbolt thrown or retracted by key from outside. Inside thumbturn cylinder retracts deadbolt but cannot project it.

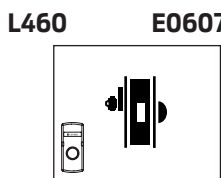


Cylinder Lock
Deadbolt thrown or retracted by key from one side. No trim on opposite side.

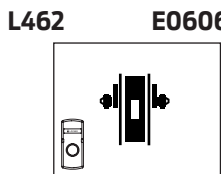
LV- Vandlgard function allows exterior lever to rotate freely down, while remaining securely locked.

Mortise Locks-Small Case Deadbolts

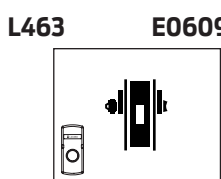
SCHLAGE ANSI



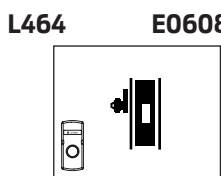
Cylinder x Thumbturn Lock
Deadbolt thrown or retracted by key outside or thumbturn inside.



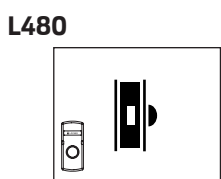
Double Cylinder Lock*
Deadbolt operated by key from either side.



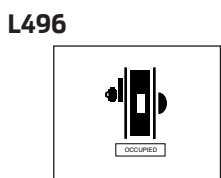
Classroom Lock
Deadbolt thrown or retracted by key from outside. Inside thumbturn cylinder retracts deadbolt but cannot project it.



Cylinder Lock
Deadbolt thrown or retracted by key from one side. No trim on opposite side.




Door Bolt
Deadbolt thrown or retracted by thumbturn from one side. No trim on opposite side.



Deadbolt With "OCCUPIED" Indicator
Deadbolt thrown or retracted by key outside or thumbturn inside. When deadbolt is thrown "OCCUPIED" plate is displayed.

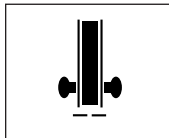
*** Caution:** Double cylinder locks on residences and any door in any structure which is used for egress are a life safety hazard in times of emergency and their use is not recommended. Installation should be in accordance with existing codes only.

 180 degree messaging indicator available. See options section for details.

Special Functions

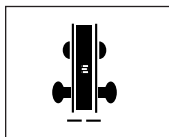
SCHLAGE

L9110 x XL11-741



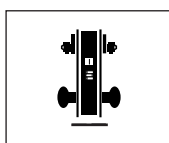
Double Dummy With Active Trim
Knob/lever both sides always active. Includes lock case and armor front. Specify per XL11-741. May be ordered with optional XL11-743 armor front with cutout to receive deadbolt only.

L9040 x XL11-446 LV9040



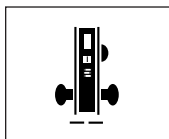
Privacy With Turns Both Sides
Latchbolt retracted by knob/lever from either side unless outside is locked by inside or outside thumbturn. Operating inside knob/lever, closing door or rotating either thumbturn unlocks outside knob/lever. Specify per XL11-446.

L9066 x XL11-897



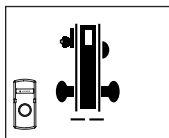
Storeroom Lock*
Key in either cylinder locks or unlocks both levers. When locked, latchbolt retracted by key either side. Specify per XL11-897.

L9412 x XL11-907




Exit Lock With Deadbolt
Latchbolt retracted by knob/lever inside. Outside knob/lever always fixed. Deadbolt thrown or retracted by inside thumbturn. Turning inside knob/lever retracts both deadbolt and latchbolt simultaneously. Auxiliary latch deadlocks latchbolt when door is locked. Specify per XL11-907.

L9460 x XL11-635



L9460 With Fixed Dummy Trim
Knob/lever both sides fixed. Deadbolt thrown or retracted by key outside or thumbturn inside. Specify per XL11-635.

L9460, L9462, L9464 x XL11-886




Deadbolt With Retraction By Inside Lever or Knob
L9460: Deadbolt thrown or retracted by key outside or thumbturn inside. Outside knob/lever always fixed. Inside knob/lever active when deadbolt is extended. Rotating inside knob/lever will retract deadbolt.
L9462: Same as above, except deadbolt thrown or retracted by key from either side.
L9464 (shown): Same as above, except deadbolt thrown or retracted by key from one side. Specify desired function per XL11-886.

Note: 1) For pricing on special functions, see "Special Options" page

Special Functions


SCHLAGE

L9482 x XL11-543 LV9482



Institution Lock With Deadbolt*
Latchbolt retracted by key from either side. Knob/lever on both sides always inoperative. Deadbolt thrown or retracted by key either side. Auxiliary latch deadlocks latchbolt when door is locked. Specify per XL11-543.

L9485 x XL11-557



Prison Function Lock
Latch retracted by key outside or knob inside. Outside knob always free spinning. Deadbolt only thrown or retracted by guard's key. Inside knob becomes fixed when deadbolt is thrown. Auxiliary latch deadlocks latchbolt when door is locked. Prisoner's key only retracts latchbolt. Furnished standard with tamper resistant Torx® screws. Specify per XL11-557. Only available in knob trim.

LV- Vandlgard function allows exterior lever to rotate freely down, while remaining securely locked.


* **Caution:** Double cylinder locks on residences and any door in any structure which is used for egress are a life safety hazard in times of emergency and their use is not recommended. Installation should be in accordance with existing codes only.

L909x EL/EU Electrified Locks

All locks feature automatic detection and operation with 12 or 24V DC, and a case-mounted switch that allows customer selection of EL (fail safe - power failure allows either knob/lever to retract latchbolt and/or deadbolt) or EU (fail secure - power failure locks both knobs/levers) operation. Please specify lock function as EL or EU for default switch position. Locks also come standard with Allegion Connect moxex connector with 3" lead. Allegion Connect is a moxex connector system that allows rapid installation of locks when used with Allegion Connect Harnesses (see page 193) and Allegion Connect Hinges (see Ives pricebook). For more information speak with your sales representative. The moxex connector can also be cut off so that the lock can be installed with traditional splicing.


Available options for electrified functions: Request to Exitspecify RX in the option string
 Latchbolt Monitor.....specify LX in the option string
 Door Position Sensor ...specify DPS in the option string (non deadbolt models only)
 Deadbolt Monitorspecify DM in the option string (deadbolt models only)

**L9090EL
L9090EU**




Electrically locking/unlocking outside lever, no cylinder
 Outside knob/lever continuously locked (EL) or unlocked (EU) by 12 or 24V DC. Inside lever always free for immediate egress.

**L9492EL
L9492EU**




Electrically locking/unlocking outside lever, outside cylinder, inside thumbturn, with deadbolt
 Outside knob/lever continuously locked (EL) or unlocked (EU) by 12 or 24V DC. Deadbolt thrown or retracted by key outside or thumbturn inside. Turning inside knob/lever retracts deadbolt and opens door. When unlocked, rotating outside lever retracts deadbolt and opens door. Aux latch deadlocks latchbolt when door is shut. Inside lever always free for immediate egress.

**L9091EL
L9091EU**



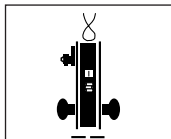
Electrically locking/unlocking both levers, no cylinder
 Inside and outside knob/lever continuously locked (EL) or unlocked (EU) by 12 or 24V DC.

**L9493EL
L9493EU**




Electrically locking/unlocking both levers, outside cylinder, inside thumbturn, with deadbolt
 Inside and outside knob/lever continuously locked (EL) or unlocked (EU) by 12 or 24V DC. Deadbolt thrown or retracted by key outside or thumbturn inside. When unlocked, rotating inside or outside lever retracts deadbolt and opens door. Aux latch deadlocks latchbolt when door is shut.

**L9092EL
L9092EU**




Electrically locking/unlocking outside lever, Outside cylinder (replaces L9080EL/EU)
 Outside knob/lever continuously locked (EL) or unlocked (EU) by 12 or 24V DC. Latchbolt retracted by key outside or knob/lever inside. Aux latch deadlocks latchbolt when door is locked. Inside lever always free for immediate egress.

**L9494EL
L9494EU**




Electrically locking/unlocking outside lever, inside and outside cylinders, with deadbolt
 Outside knob/lever continuously locked (EL) or unlocked (EU) by 12 or 24V DC. Deadbolt thrown or retracted by key outside or inside. Turning inside knob/lever retracts deadbolt and opens door. When unlocked, rotating outside lever retracts deadbolt and opens door. Aux latch deadlocks latchbolt when door is shut. Inside lever always free for immediate egress.

**L9093EL
L9093EU**




Electrically locking/unlocking both levers, Outside cylinder
 Inside and outside knob/lever continuously locked (EL) or unlocked (EU) by 12 or 24V DC. Latchbolt retracted by key outside. Aux latch deadlocks latchbolt when door is locked

**L9094EL
L9094EU**



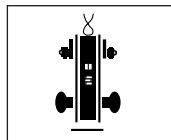
Electrically locking/unlocking outside lever, Inside and outside cylinder
 Outside knob/lever continuously locked (EL) or unlocked (EU) by 12 or 24V DC. Latchbolt retracted by key inside or outside or knob/lever inside. Aux latch deadlocks latchbolt when door is locked. Inside lever always free for immediate egress.

**L9495EL
L9495EU**



Electrically locking/unlocking both levers, inside and outside cylinders, with deadbolt
 Inside and outside knob/lever continuously locked (EL) or unlocked (EU) by 12 or 24V DC. Deadbolt thrown or retracted by key outside or inside. When unlocked, rotating inside or outside lever retracts deadbolt and opens door. Aux latch deadlocks latchbolt when door is shut.

**L9095EL
L9095EU**




Electrically locking/unlocking both levers, Inside and outside cylinder (replaces L9082EL/EU)
 Inside and outside knob/lever continuously locked (EL) or unlocked (EU) by 12 or 24V DC. Latchbolt retracted by key inside or outside. Aux latch deadlocks latchbolt when doors locked.

L · Functions

LM9300 MultiPoint Lock

For use only with MultiPoint Lock Tornado, Tornado Shutter, Hurricane, or Security solution. Solution requires door and rod set sold through Steelcraft. Please contact your local sales representative for more details. Please specify handing on order (LM9300 handing not field reversible).

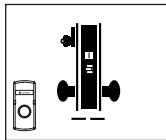
LM9310



Passage Latch

Latchbolt retracted by knob/lever from either side at all times. Inside and outside knob/lever is always free for immediate egress. Auxiliary latch deadlocks latchbolt when door is closed.


LM9370 LMV9370



Classroom Lock

Latchbolt retracted by knob/lever from either side unless outside is locked by key. When outside is locked, latchbolt is retracted by key and knob/lever outside or by knob/lever inside. Inside knob/lever is always free for immediate egress. Auxiliary latch deadlocks latchbolt when door is closed.


LM9325



Exit Lock

Latchbolt retracted by knob/lever from inside at all times. No trim on outside. Auxiliary latch deadlocks latchbolt when door is closed.


LM9371 LMV9371



Classroom Security Lock

Latchbolt retracted by knob/lever from either side unless outside is locked by key from either side. When outside is locked, latchbolt is retracted by key and knob/lever outside or by knob/lever inside. Inside knob/lever is always free for immediate egress. Auxiliary latch deadlocks latchbolt when door is closed.


LM9350 LMV9350



Office and Inner Entry Lock


Latchbolt retracted by knob/lever from either side unless outside is made inoperative by key outside or by turning inside thumbturn. When outside is locked, latchbolt is retracted by key and knob/lever outside or by knob/lever inside. Outside knob/lever remains locked until thumbturn is returned to vertical or unlocked by key. Inside knob/lever is always free for immediate egress. Auxiliary latch deadlocks latchbolt when door is closed.

LM9380 LMV9380



Storeroom Lock

Latchbolt retracted by outside knob/lever after key inserted and turned 280° or anytime by inside lever. Auxiliary latch deadlocks latchbolt when door is closed. Inside knob/lever is always free for immediate egress. Specify handing on order.

 180 degree messaging indicator available. See options section for details.

this page intentionally left blank

Cast or Forged Lever Designs with Wrought Roses

MORTISE

L-12

<p>01</p>	<p>02</p>	<p>03</p>	<p>05</p>
<p>06</p> <p>Not available with C Rose</p>	<p>07</p>	<p>12</p> <p>specify hand</p>	<p>17</p>
<p>18</p>	<p>LAT</p>	<p>LON</p>	<p>OME</p>
<p>Accent (ACC)</p> <p>specify hand</p>	<p>Asti (AST)</p> <p>specify hand</p>	<p>Merano (MER)</p> <p>specify hand</p>	
<p>Ligature Resistant Lever SL1</p>	<p>Ligature Resistant Knob SK1</p>	<p>41</p>	<p>42</p>

Note: Above images shown with A Rose (except for ligature resistant trim). Ligature Resistant trim not available for L9496 and L9486 functions.

Wrought Rose Designs

<p>A</p> <p>2 1/8" (54 mm) diameter</p>	<p>B</p> <p>2 9/16" (65mm) diameter</p>	<p>C (not available 612 or 613 finish)</p> <p>2 5/8" (66mm) diameter</p>	<p>AVA (AST lever only)</p> <p>2 5/8" (66mm) diameter</p>	<p>MER (MER lever only)</p> <p>2 5/8" (66mm) diameter</p>
--	--	---	--	--

L-Series (A, B or C Rose Trim) - Standard Collection levers									
Function	Add \$98 for Vandigard Option	Add \$975 MultiPoint Lock	Description	Lever or Knob Designs and Finishes					
				03	06 07 12 17 OME	03 06 07 12 17 OME	Ligature-Resistant SKI#	Ligature-Resistant SLI#	
				Ⓐ: 01, 02, 05, 18, 41, 42, LAT*, LON* ACC†, AST†, MER† * Not available 612, 613 † Not available 612, 613, 629, 630					
Finishes									
				626	626	605 606 609 612 619 622 625 643e	613 629 630	630	630
Keyless Functions									
L9010		LM9310	Passage	\$578	\$688	\$700	\$718	\$1,510	\$1,738
L9025			Exit Lock	449	559	571	589	-	-
LM9325			Exit - MultiPoint Lock Only	1,646	1,756	1,768	1,786	-	-
L9040	LV9040		Privacy	681	791	803	821	1,613	1,841
L9044	LV9044		Privacy w/ coin turn	749	859	871	889	-	-
L9090&91 EL&EU			Electrified Lock (keyless)	997	1,107	1,119	1,137	1,929	2,157
L9440	LV9440		Privacy w/ deadbolt	801	911	923	941	1,733	1,961
L9444	LV9444		Privacy w/ deadbolt and coin turn	866	976	988	1,006	-	-
L0170			Single dummy	191	246	252	262	-	-
L0172			Double dummy	390	500	512	530	-	-
L9175			Single dummy with case	314	369	375	385	-	-
L9176			Double dummy with case	498	608	620	638	-	-
Keyed Single Cylinder Functions									
L9026P			Exit Lock with Cylinder	\$646	\$756	\$768	\$786	-	-
L9050P	LV9050P	LM9350P	Entrance/Office	772	882	894	912	1,704	1,932
L9056P	LV9056P		Entrance/Office with auto unlocking	853	963	975	993	1,785	2,013
L9070P	LV9070P	LM9370P	Classroom	772	882	894	912	1,704	1,932
L9076P	LV9076P		Classroom holdback						
L9080P	LV9080P	LM9380P	Storeroom						
L9092P&93P EL&EU			Electrified Lock (outside cylinder)	1,085	1,195	1,207	1,225	2,017	2,245
L9453P	LV9453P		Entrance w/ deadbolt	801	911	923	941	1,733	1,961
L9456P	LV9456P		Corridor w/ deadbolt						
L9465P			Closet/Storeroom w/ deadbolt						
L9473P			Dorm/Bedroom w/ deadbolt						
L9480P	LV9480P		Storeroom w/ deadbolt	888	998	1,010	1,028	1,820	2,048
L9485P**	LV9485P		Faculty Restroom	853	963	975	993	1,785	2,013
L9486P			Faculty restroom with 09-611 "Do not disturb" indicator	887	997	1,009	1,027	-	-
L9492P&93P EL&EU			Electrified lock (outside cylinder, inside thumbturn, deadbolt)	1,111	1,221	1,233	1,251	2,043	2,271
L9496P	LV9496P		Privacy w/ Deadbolt & 09-611 L583-375 "Occupied" indicator	887	997	1,009	1,027	-	-
Keyed Double Cylinder Functions									
L9060P	LV9060P		Apartment entrance	859	969	981	999	1,791	2,019
L9071P	LV9071P	LM9371P	Classroom security						
L9077P	LV9077P		Classroom security holdback						
L9082P	LV9082P		Institution	1,172	1,282	1,294	1,312	2,104	2,332
L9094P&95P EL&EU			Electrified Lock (Inside and outside cylinder)						
L9457P	LV9457P		Classroom security w/ deadbolt						
L9458P	LV9458P		Classroom security w/ deadbolt & aux latch	886	996	1,008	1,026	1,818	2,046
L9466P			Storeroom w/ deadbolt	859	969	981	999	1,791	2,019
L9494P&95P EL&EU			Electrified lock (inside and outside cylinder, deadbolt)	1,199	1,309	1,321	1,339	2,131	2,359
**	Specify door hand for faculty restroom locks. Faculty Restroom locks are furnished 0-bitted with two 6-pin keys unless otherwise specified. Emergency keys must be ordered separately.								
#	Specify XL11-000 in comments when ordering ligature-resistant knob and XL12-482 when ordering ligature-resistant lever. Price includes lever/knob, thumbturn & cylinder ring as appropriate. Not available less components or cylinders; less core is available. Mixed trim ligature resistant knob and lever available - specify both XL11-000 and XL12-482 in comments. SL1 and SK1 trim not available with Vandigard option. SL1 and SK1 trim not available on LM9300 Multi-Point Locks.								

Notes: 1) For the Everest 29 T and Everest D family of restricted keyways (Quad, Numbered, Reversed) add \$17.50. This does not apply to Primus families. See **Terms and Conditions** for more information.

Cast or Forged Lever Designs with Cast, Forged, or Wrought Escutcheons

MORTISE

L-14

<p>01</p>	<p>02</p>	<p>03</p>	<p>05</p>
<p>06</p>	<p>07</p>	<p>12</p> <p>☞ specify hand</p>	<p>17</p>
<p>18</p>	<p>LAT</p>	<p>LON</p>	<p>OME</p>
<p>Accent (ACC)</p> <p>☞ specify hand</p>	<p>Asti (AST)</p> <p>☞ specify hand</p>	<p>Merano (MER)</p> <p>☞ specify hand</p>	
<p>41</p>	<p>42</p>		

Note: Above images shown with L Escutcheon.

Cast/Forged (L) or Wrought (N)

L

Dimensions:
 7 15/16" x 1 3/4" x 7/16"
 (202mm x 44mm x 11mm)

N

Dimensions:
 7 7/8" x 2 1/2" x 7/16"
 (200mm x 64mm x 11mm)

L-Series (L or N Escutcheon) - Standard Collection Levers						
Function	Add \$98 for Vandlgard Option	Add \$975 MultiPoint Lock	Description	Lever or Knob Designs and Finishes		
				Standard Lead time: 03, 06, 07, 12, 17, OME		
				☒: 01, 02, 05, 18, 41, 42, LAT*, LON*, ACC☒†, AST☒†, MER☒†, * Not available 612, 613 † Not available 612, 613, 629, 630		
				Finishes		
				626	605 606 609 612 619 622 625 643e	613 629 630
Keyless Functions						
L9010		LM9310	Passage	\$715	\$727	\$745
L9025			Exit Lock	586	598	616
L9040	LV9040		Privacy	818	830	848
L9044*	LV9044		Privacy w/ Coin Turn and Outside Indicator (N Escutcheon Only)	861	873	891
L9444*	LV9444		Privacy w/ Deadbolt, Coin Turn and Outside Indicator (N Escutcheon Only)	1,003	1,015	1,033
L9090&91 EL&EU			Electrified Lock (keyless)	1,134	1,146	1,164
L9440	LV9440		Privacy w/ Deadbolt	938	950	968
L0170			Single Dummy (N Escutcheon Only)	273	279	289
L0172			Double Dummy	527	539	557
L9175			Single Dummy with Case	396	402	412
L9176			Double Dummy with Case	635	647	665
Keyed Single Cylinder Functions						
L9026P			Exit Lock with Cylinder	\$783	\$795	\$813
L9050P	LV9050P	LM9350P	Entrance/Office	909	921	939
L9056P	LV9056P		Entrance/Office w/ Auto Unlocking	990	1,002	1,020
L9070P	LV9070P	LM9370P	Classroom	909	921	939
L9076P	LV9076P		Classroom Holdback			
L9080P	LV9080P	LM9380P	Storeroom			
L9092P&93P EL&EU			Electrified Lock (outside cylinder)	1,222	1,234	1,252
L9453P	LV9453P		Entrance/Office w/ Deadbolt	938	950	968
L9456P	LV9456P		Corridor w/ Deadbolt			
L9465P			Closet/Storeroom w/ Deadbolt			
L9473P			Dorm/Bedroom w/ Deadbolt			
L9480P	LV9480P		Storeroom w/ Deadbolt	1,025	1,037	1,055
L9485P**	LV9485P		Faculty Restroom	990	1,002	1,020
L9492P&93P EL&EU			Electrified lock (outside cylinder, inside thumbturn, deadbolt)	1,248	1,260	1,278
Keyed Double Cylinder Functions						
L9060P	LV9060P		Apartment Entrance	996	1,008	1,026
L9071P	LV9071P	LM9371P	Classroom Security			
L9077P	LV9077P		Classroom Security Holdback			
L9082P	LV9082P		Institution			
L9094P&95P EL&EU			Electrified Lock (Inside and outside cylinder)	1,309	1,321	1,339
L9457P	LV9457P		Classroom Security w/ Deadbolt	1,023	1,035	1,053
L9458P	LV9458P		Classroom Security w/ Deadbolt & Aux Latch			
L9466P			Storeroom w/ Deadbolt	996	1,008	1,026
L9494P&95P EL&EU			Electrified lock (inside and outside cylinder, deadbolt)	1,336	1,348	1,366
* Not available less indicator or in 612, 613 finish. Indicator price already included.						
** Specify door hand for faculty restroom locks. Faculty restroom locks are furnished 0-bitted with two 6-pin keys unless otherwise specified. Emergency keys must be ordered separately.						

- Notes:**
- 1) For the Everest 29 T and Everest D family of restricted keyways (Quad, Numbered, Reversed) add \$17.50. This does not apply to Primus families. See **Terms and Conditions** for more information.
 - 2) L escutcheon available 1 3/8" - 2 1/2" doors non-Vandlgard functions, 1 3/4" - 2 1/2" doors on Vandlgard functions. N escutcheon available 1 3/4" - 2 1/4" non-Vandlgard and Vandlgard functions

Cast or Forged Lever Designs with Wrought Roses

MORTISE

L-16

<p>M51</p>	<p>M52</p>	<p>M53</p>
<p>M54</p>	<p>M55</p>	<p>M56</p>
<p>M57</p>	<p>M61</p>	<p>M62</p>
<p>M63</p>	<p>M81</p>	<p>M82</p>
<p>M83</p>	<p>M84</p>	<p>M85</p>
<p>ME1</p>	<p>ME2</p>	<p>ME3</p>

Wrought Rose Designs

<p>A</p> <p>2 1/8" (54 mm) diameter</p>	<p>B</p> <p>2 9/16" (65mm) diameter</p>	<p>C (not available 612 or 613 finish)</p> <p>2 5/8" (66mm) diameter</p>
--	--	---

Note: Above images shown with A Rose.

L-Series (A, B or C Rose Trim) - M Collection Levers					
Function	Add \$98 for Vandigard Option	Add \$975 MultiPoint Lock	Description	Lever Designs	
				Standard Lead time: M51, M52, M81	
				☒: M54, M56, M61☒, M63☒, M83, M84, M85 ☒: M53, M55, M57†, M62☒†, M82, ME1☒, ME2☒, ME3 † Available 629 and 630 only	
				Finishes	
				605	606 609 619 622 625 626 629 630 643e
Keyless Functions					
L9010		LM9310	Passage		\$718
L9025			Exit Lock		589
LM9325			Exit - MultiPoint Lock Only		1,786
L9040	LV9040		Privacy		821
L9044	LV9044		Privacy w/ Coin Turn		889
L9090&91 EL&EU			Electrified Lock (keyless)		1,137
L9440	LV9440		Privacy w/ Deadbolt		941
L9444	LV9444		Privacy w/ Deadbolt and Coin Turn		1,006
L0170			Single Dummy		262
L0172			Double Dummy		530
L9175			Single Dummy with Case		385
L9176			Double Dummy with Case		638
Keyed Single Cylinder Functions					
L9026P			Exit Lock with Cylinder		\$786
L9050P	LV9050P	LM9350P	Entrance/Office		912
L9056P	LV9056P		Entrance/Office w/ Auto Unlocking		993
L9070P	LV9070P	LM9370P	Classroom		912
L9076P	LV9076P		Classroom Holdback		
L9080P	LV9080P	LM9380P	Storeroom		1,225
L9092P&93P EL&EU			Electrified Lock (outside cylinder)		
L9453P	LV9453P		Entrance/Office w/ Deadbolt		941
L9456P	LV9456P		Corridor w/ Deadbolt		
L9465P			Closet/Storeroom w/ Deadbolt		
L9473P			Dorm/Bedroom w/ Deadbolt		
L9480P	LV9480P		Storeroom w/ Deadbolt		1,028
L9485P**	LV9485P		Faculty Restroom		993
L9486P			Faculty restroom with 09-611 "Do not disturb" indicator		1,027
L9492P&93P EL&EU			Electrified lock (outside cylinder, inside thumbturn, deadbolt)		1,251
L9496P	LV9496P		Privacy w/ Deadbolt & 09-611 L583-375 "Occupied" indicator		1,027
Keyed Double Cylinder Functions					
L9060P	LV9060P		Apartment Entrance		\$999
L9071P	LV9071P	LM9371P	Classroom Security		
L9077P	LV9077P		Classroom Security Holdback		
L9082P	LV9082P		Institution		1,312
L9094P&95P EL&EU			Electrified Lock (Inside and outside cylinder)		
L9457P	LV9457P		Classroom Security w/ Deadbolt		1,026
L9458P	LV9458P		Classroom Security w/ Deadbolt & Aux Latch		
L9466P			Storeroom w/ Deadbolt		999
L9494P&95P EL&EU			Electrified lock (inside and outside cylinder, deadbolt)		1,339
**	Specify door hand for faculty restroom locks. Faculty restroom locks are furnished 0-bitted with two 6-pin keys unless otherwise specified. Emergency keys must be ordered separately.				

Notes: 1) For the Everest 29 T and Everest D family of restricted keyways (Quad, Numbered, Reversed) add \$17.50. This does not apply to Primus families. See **Terms and Conditions** for more information.

Cast or Forged Lever Designs with Cast, Forged, or Wrought Escutcheons

MORTISE

L-18

M51 	M52 	M53
M54 	M55 	M56
M57 	M61 	M62
M63 	M81 	M82
M83 	M84 	M85
ME1 	ME2 	ME3

Note: Above images shown with L escutcheon.

Cast/Forged (L) or Wrought (N)

L

Dimensions:
 $7\frac{15}{16}'' \times 1\frac{3}{4}'' \times \frac{7}{16}''$
 (202mm x 44mm x 11mm)

N

Dimensions:
 $7\frac{7}{8}'' \times 2\frac{1}{2}'' \times \frac{7}{16}''$
 (200mm x 64mm x 11mm)

L-Series (L or N Escutcheon Trim) - M Collection Levers					
Function	Add \$98 for Vandlgard Option	Add \$975 MultiPoint Lock	Description	Lever Designs	
				Standard Lead time: M51, M52, M81	
				Ⓐ: M54, M56, M61Ⓐ, M63Ⓐ, M83, M84, M85 Ⓑ: M53, M55, M57†, M62Ⓑ†, M82, ME1Ⓑ, ME2Ⓑ, ME3 † Available 629 and 630 only	
				Finishes	
				605	606 609 619 622 625 626 629 630 643e
Keyless Functions					
L9010		LM9310	Passage		\$745
L9025			Exit Lock		616
L9040	LV9040		Privacy		848
L9044*	LV9044		Privacy w/ Coin Turn and Outside Indicator (N Escutcheon Only)		891
L9444*	LV9444		Privacy w/ Deadbolt, Coin Turn and Outside Indicator (N Escutcheon Only)		1,033
L9090&91 EL&EU			Electrified Lock (keyless)		1,164
L9440	LV9440		Privacy w/ Deadbolt		968
L0170			Single Dummy (N Escutcheon only)		289
L0172			Double Dummy		557
L9175			Single Dummy with Case		412
L9176			Double Dummy with Case		665
Keyed Single Cylinder Functions					
L9026P			Exit Lock with Cylinder		\$813
L9050P	LV9050P	LM9350P	Entrance/Office		939
L9056P	LV9056P		Entrance/Office w/ Auto Unlocking		1,020
L9070P	LV9070P	LM9370P	Classroom		
L9076P	LV9076P		Classroom Holdback		939
L9080P	LV9080P	LM9380P	Storeroom		
L9092P&93P EL&EU			Electrified Lock (outside cylinder)		1,252
L9453P	LV9453P		Entrance/Office w/ Deadbolt		
L9456P	LV9456P		Corridor w/ Deadbolt		968
L9465P			Closet/Storeroom w/ Deadbolt		
L9473P			Dorm/Bedroom w/ Deadbolt		
L9480P	LV9480P		Storeroom w/ Deadbolt		1,055
L9485P**	LV9485P		Faculty Restroom		1,020
L9492P&93P EL&EU			Electrified lock (outside cylinder, inside thumbturn, deadbolt)		1,278
Keyed Double Cylinder Functions					
L9060P	LV9060P		Apartment Entrance		
L9071P	LV9071P	LM9371P	Classroom Security		\$1,026
L9077P	LV9077P		Classroom Security Holdback		
L9082P	LV9082P		Institution		
L9094P&95P EL&EU			Electrified Lock (Inside and outside cylinder)		1,339
L9457P	LV9457P		Classroom Security w/ Deadbolt		1,053
L9458P	LV9458P		Classroom Security w/ Deadbolt & Aux Latch		
L9466P			Storeroom w/ Deadbolt		1,026
L9494P&95P EL&EU			Electrified lock (inside and outside cylinder, deadbolt)		1,366
* Not available less indicator or in 612, 613 finish. Indicator price already included.					
** Specify door hand for faculty restroom locks. Faculty Restroom locks are furnished 0-bitted with two 6-pin keys unless otherwise specified. Emergency keys must be ordered separately.					

- Notes:**
- 1) For the Everest 29 T and Everest D family of restricted keyways (Quad, Numbered, Reversed) add \$17.50. This does not apply to Primus families. See **Terms and Conditions** for more information.
 - 2) L escutcheon available 1 3/8" - 2 1/2" doors non-Vandlgard functions, 1 3/4" - 2 1/2" doors on Vandlgard functions. N escutcheon available 1 3/4" - 2 1/4" non-Vandlgard and Vandlgard functions

MORTISE

L-20

Commercial Lever Suite


Standard Levers


L Mortise	LT Tubular	ND Cylindrical	AL Cylindrical	S Tubular	33A/35A, 94/95, 98/99 Exit Devices (Von Duprin)
01	01				01
02	02				02
03	03	Tubular			03
05	05				05
06	06	Rhodes	Saturn	Saturn	06
07	07	Athens	Jupiter	Jupiter	07
12	12				12
17	17	Sparta	Neptune	Neptune	17
18	18				18
Latitude	Latitude				Latitude
Longitude	Longitude				Longitude
Omega	Omega	Omega	Omega		16
Asti	Asti			Flair	Asti
Merano	Merano				Merano
Accent	Accent				Accent
M52*	M52*	Broadway			
M81*	M81*	Boardwalk			

*The M52 is equivalent to the Broadway lever and the M81 is equivalent to the Boardwalk lever.

M Collection Levers

L Mortise	LT Tubular	33A/35A, 94/95, 98/99 Exit Devices (Von Duprin)
M51	M51	M51
M52	M52	M52
M53	M53	M53
M54	M54	M54
M55	M55	M55
M56	M56	M56
M57	M57	M57
M61	M61	M61
M62	M62	M62
M63	M63	M63
M81	M81	M81
M82	M82	M82
M83	M83	M83
M84	M84	M84
M85	M85	M85
ME1	ME1	ME1
ME2	ME2	ME2
ME3	ME3	ME3

L9000-Series Deadbolt Locks					Ligature-Resistant Cylinder Blocking Ring
		Finishes			
Part Number	Description	626	605 606 609 612 619 622 625 643	613 629 630	630
Keyed					
L9460P	Single cylinder outside, turn inside	\$437	\$443	\$453	\$836
L9462P	Double cylinder	530	536	546	786
L9463P 	Single cylinder outside, classroom turn inside	530	536	546	-
L9464P	Single cylinder outside, blank inside	362	368	378	500
For the Everest 29 T and Everest D family of restricted keyways (Quad, Numbered, Reversed) add \$17.50. This does not apply to Primus families. See Terms and Conditions for more information.					

L400-Series Deadbolt Locks					Ligature-Resistant Cylinder Blocking Ring#
		Finishes			
Part Number	Description	626	605 606 609 612 619 622 625 643	613 629 630	630
Keyed					
L460P	Single cylinder outside, turn inside	\$288	\$294	\$304	\$686
L462P	Double cylinder	340	346	356	594
L463P 	Single cylinder outside, classroom turn inside	340	346	356	-
L464P	Single cylinder outside, blank inside	279	285	295	416
L496P	L460 with 09-611 L583-375 "Occupied" indicator	417	423	433	-
Keyless					
L480	Door bolt	240	246	256	524
For the Everest 29 T and Everest D family of restricted keyways (Quad, Numbered, Reversed) add \$17.50. This does not apply to Primus families. See Terms and Conditions for more information. # Specify XL11-000 in comments when ordering ligature-resistant option.					

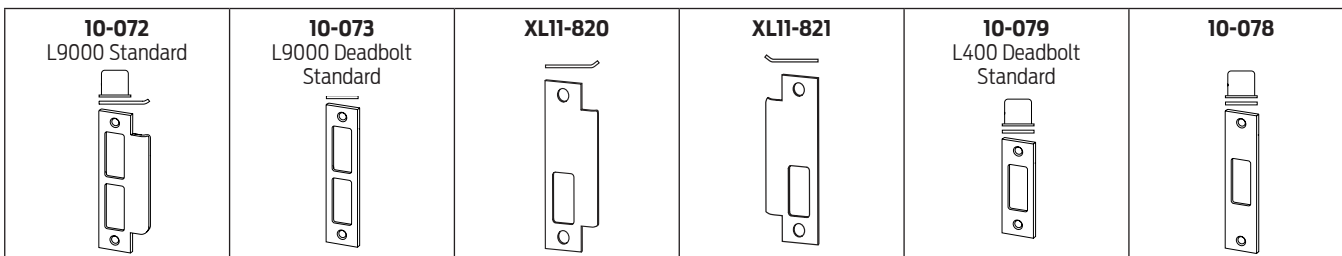
MORTISE

L-22

Cylinder Adjustments		
Specify	Description	Lock Price Adjustment (per cylinder)
Concealed Cylinder (L Escutcheon only)		
C Suffix	Concealed cylinder for L escutcheon	\$26.00
Full Size Interchangeable Core (FSIC)		
R Suffix	Full size core (furnished 1-bitted w/ two 6-pin keys unless otherwise specified)	\$73.00
J Suffix	Less full size core	N/C
Full Size Construction Core		
T Suffix	Full size construction core (assessed handling charge 50-231 per core)	\$73.00
Small Format Interchangeable Core (SFIC) (Not available with Hotel Functions L9485 or L9486)		
GD Suffix	Everest patented core (specify key symbol; see Terms & Conditions for more details)	\$84.00
BD Suffix	Less small format core	N/C
Small Format Construction Core & Disposable Core		
HD Suffix	Small format construction core (assessed handling charge 50-231 per core)	\$44.00
BDC Suffix	Small format disposable core	N/C
Construction Core Handling Charge		
50-231	Handling charge for construction core (assessed per core, non-refundable)	\$10.40
Notes	Control keys are not furnished with locks and must be purchased separately. See Keys & Keying . Interchangeable cores are not available with concealed cylinders.	
Ordering instructions: Add suffix to lock function. Ex: L9050J (L9050 function less full size core)		

Primus / Primus XP - available through specific channels based on security levels. See Terms & Conditions for details.		
Specify	Description	Lock Price Adjustment
Full-Face Primus Cylinders		
L Suffix	Order lock less cylinder; order Primus cylinder 20-787 or 20-793 separately	-\$85 per cylinder
20-787	Full-face Primus cylinder w/ compression ring & spring (for use with rose trim)	164.00
20-793	Full-face Primus cylinder only (for use with escutcheon trim)	154.00
Concealed Primus Cylinders		
W Suffix	Order lock less concealed cylinder; order Primus cylinder 20-589 separately	\$27.00
20-589	Concealed Primus cylinder (for use with L escutcheon w/ concealed cylinder only)	218.00
Full-Size Interchangeable Primus Core		
J Suffix	Order lock less full size core; order full-size Primus core 20-740 separately	N/C for J Suffix
20-740	Full-size interchangeable Primus core	\$152.00
Notes	Primus not available for Faculty Restroom function (L9485, L9486)	
Ordering instructions: Add suffix to lock function, order Primus cylinder separately. Ex: L9050W (L9050 function less concealed cylinder) order 20-589 on separate line.		

Armor Fronts, L9000 & L400-Series		
Specify	Description	Lock Price Adjustment
1 1/4" Wide (Standard armor size for 1 3/4" and larger door thicknesses)		
09-661	Blank (L9175, L9176)	N/C
09-662	Latch only (L9010, L9040, L9044)	
09-663	Latch x aux latch (L9050, L9056, L9060, L9070, L9071, L9080, L9082, L9090/91/92/93/95/95*)	
09-713	Latch x aux latch (L9076, L9077)	
09-664	Latch x deadbolt (L9440, L9444, L9456, L9457, L9465, L9466, L9473, L9496)	
09-665	Deadbolt (L9460, L9462, L9463, L9464)	
09-666	Latch x aux latch x deadbolt (L9453, L9458, L9480, L9485, L9486, L9492/93/94/95)	
09-717	Deadbolt armor (L460, L462, L463, L464, L480, L496)	
1 1/16" Wide (recommended armor size for doors thinner than 1 3/4", including 1 3/8" doors)		
09-667	Blank (L9175, L9176)	N/C
09-668	Latch only (L9010, L9040, L9044)	
09-669	Latch x aux latch (L9050, L9056, L9060, L9070, L9071, L9080, L9082, L9090/91/92/93/94/95*)	
09-718	Latch x aux latch (L9076, L9077)	
09-670	Latch x deadbolt (L9440, L9444, L9456, L9457, L9465, L9466, L9473, L9496)	
09-671	Deadbolt (L9460, L9462, L9463, L9464)	
09-672	Latch x aux latch x deadbolt (L9453, L9458, L9480, L9485, L9486, L9492/93/94/95)	
*For L9090/91/92/93/94/95 with DPS use armor 09-666 (1 1/4" wide) or 09-670 (1 1/16 wide)		
Ordering instructions: Specify on order only if requesting other than default.		



Strikes, L9000 and L400 Series		
Specify	Description	Lock Price Adjustment
Strikes, L9000 Series		
10-072	1 1/4" x 4 7/8" square corner strike + box, 1 3/16" lip length, standard L9000 strike	N/C
10-072 xx	1 1/4" x 4 7/8" square corner strike + box; specify lip length (xx) as 7/8", 1" or 1 1/2"	
10-072 xx	1 1/4" x 4 7/8" square corner strike + box; specify lip length (xx) as 1 3/4" or 2"	
10-073	Deadbolt lock strike, standard for L9460, L9462, L9463 and L9464	N/C
10-075	1/2" rabbeted strike	108.00
37-015	Door frame strike reinforcer (finish not applicable)	N/C
XL11-820	One hole strike for latching functions, RH & LHR doors	13.40
XL11-821	One hole strike for latching functions, LH & RHR doors	
Strikes, L400 Series		
10-078	1 1/4" x 4 7/8" square corner strike + box	N/C
10-079	1 1/8" x 3 1/2" square corner strike + box, ANSI 115.5 prep, standard L400 strike	
Ordering instructions: Specify on order only if requesting other than default.		

MORTISE

L-24

Locks Less Components		
Description	Specify	Lock Price Adjustment
Less each knob or lever	LLL for knob/lever design Example: L9050P LLL/03A x 03A	-\$27.50
Less each rose or escutcheon	LLL for rose/escutcheon design Example: L9050P 03A x 03A/LLL	-27.50
Less complete trim one side* (Less inside trim not recommended as additional parts may be required)	LLL for complete trim outside Example: L9050P LLL x 03A	-55.00
Less full face cylinder (rose trim)	L suffix Example: L9050L 03A	-85.00 per cylinder
Less full face cylinder	L suffix Example: L9050L 03L	-74.00 per cylinder
Less concealed cylinder (L escutcheon only)	W suffix Example: L9050W 03L	-74.00 per cylinder
Less hotel cylinder (rose trim)	L suffix, Faculty Restroom Function (L9485 or L9486) Example: L9485L 03A	-123.00
Less hotel cylinder (escutcheon trim)	L suffix, Faculty Restroom Function (L9485 or L9486) Example: L9485L 03L	-117.00
Less armor front	LLL for armor front Example: L9050P 03A 626 LLL 10-072	-16.80
Less strike	LLL for strike Example: L9050P 03A 612 09-663 LLL	-13.20
Less complete trim both sides	LLL for complete trim both sides Example: L9050L LLL 626 LLL 626 09-663 LLL Lock case, strike and armor front only	Sum of applicable deducts, use 06A design and specified finish for base price.
	* L283-150 furnished to mount inside trim when lock is ordered less outside trim for rose designs only. Add \$40.40 per lock.	

- Note: 1) L-Series locks ordered less all components are furnished as lock cases. See L Parts: Lock Cases.
 2) Not available with ligature resistant knob (SK1, XL11-000 option) or ligature resistant lever (SL1, XL12-482 option).

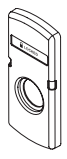



















Locks Less Lock Case (Trim Kits)		
Function	Specify	Lock Price Adjustment
L9010	Function, design, finish, LLL for armor, LLL for strike and "less lock case" Example: L9010 03A 626 LLL LLL, less lock case	-\$176.00
L9040, L9044, L9440, L9444		-220.00
L9050, L9056, L9070, L9076, L9080		-295.00
L9453, L9456, L9465, L9473, L9480, L9485, L9486, L9486 "Occupied", L9496	Function less cylinder (use L suffix), design, finish, LLL for armor, LLL for strike, and "less lock case" Example: L9050L 06L 613 LLL LLL, less lock case	-320.00
L9060, L9071, L9077, L9082, L9457, L9466		-362.00

- Notes: 3) Locks less lock case are furnished less cylinder(s), armor front, and strike. Included are complete sets of outside and inside trim with spring cages, spindles, mounting screws and thru-bolts as required for the function specified.
 4) Deductions are applied to complete lock prices.
 5) Not available with SK1, XL11-000 ligature resistant knob trim or SL1, XL12-482 ligature resistant lever trim.

Non Standard Door Thickness		
Specify	Description	Lock Price Adjustment
Keyless Functions		
1 3/8"	1 3/8" door thickness (not available with LV (Vandlgard) functions)	N/C
thickness & how applied (xx)	For > 1 3/4" - 2 1/2" thick doors, specify (xx) Extended Inside (EI), Outside (EO), Equally (EE) or Differently (ED)	\$102.00
	For > 2 1/2" - 4" thick doors, specify (xx) Extended Inside (EI), Outside (EO), Equally (EE) or Differently (ED)	
Single Cylinder Functions		
1 3/8"	1 3/8" door thickness (not available with LV (Vandlgard) functions)	N/C
thickness & how applied (xx)	For > 1 3/4" - 2 1/2" thick doors	\$102.00
	For > 2 1/2" - 4" thick doors - specify (xx) Extended Inside (EI)	
	For > 2 1/2" - 4" thick doors - specify (xx) Extended Outside (EO), Equally (EE), or Differently (ED)	501.00
Double Cylinder Functions		
1 3/8"	1 3/8" door thickness (not available with LV (Vandlgard) functions)	N/C
thickness & how applied (xx)	For > 1 3/4" - 2 1/2" thick doors	\$501.00
	For > 2 1/2" - 4" thick doors - specify (xx) Extended Inside (EI) or Extended Outside (EO)	
	For > 2 1/2" - 4" thick doors - specify (xx) Extended Equally (EE) or Extended Differently (ED)	895.00
L400 Deadbolt Functions		
Thickness	For 1 3/4" - 3" thick doors, Extended Equally only	N/C
Notes	Price keyed locks less cylinders (L or W suffix) same as keyless locks	
	Locks furnished Extended Equally unless otherwise specified	
	Door thickness must be specified in 1/4" increments only, except for 1 3/8" thick doors	
	Locks w/ N Escutcheon only available for 1 3/4" - 2 3/8" thick doors	
	Locks with small format interchangeable cores (BD, BDC, GD, HD suffix) only available for 1 3/8" - 2 1/4" thick doors, EE & EO only	
	L9463 function is only available for doors up to 3 5/8" thick extended equally	
	LV (Vandlgard) option only available for 1 3/4" - 3" thick doors	
	Ligature resistant knob (SK1) and lever (SL1) only available on 1 3/4" doors	
Ordering instructions: Include thickness and how extended in order. EX - L9050P 03A 626 2" EE (L9050P function, 03A trim, 626, for 2" door extended equally).		

MORTISE

L-25

Sectional Indicator 	N Escutcheon Indicator 	Available Messages LOCKED/OCCUPIED/DO NOT DISTURB/ lock symbol is white text on red background UNLOCKED/VACANT/unlocked symbol is black text on white background								
<table border="1" style="width: 100%; border-collapse: collapse;"> <tr> <td style="text-align: center;">  LOCKED </td> <td style="text-align: center;">  OCCUPIED </td> <td style="text-align: center;">DO NOT DISTURB</td> <td style="text-align: center;">  </td> </tr> <tr> <td style="text-align: center;">  UNLOCKED </td> <td style="text-align: center;">  VACANT </td> <td></td> <td style="text-align: center;">  </td> </tr> </table>			 LOCKED	 OCCUPIED	DO NOT DISTURB		 UNLOCKED	 VACANT		
 LOCKED	 OCCUPIED	DO NOT DISTURB								
 UNLOCKED	 VACANT									

Indicators (180 degree visibility - for Sectional (rose) or N Escutcheon Trim)

Specify	Description	Lock Price Adjustment
Inside indicators: Available for L/LV9040, 9044, 9050, 9056, 9060, 9071, 9077, 9440, 9444, 9456, 9457, 9458, 9460, 9462, 9463, 9466, 9473, 9480, 9485, 9350, 9371, 460, 462, 463, 480		
L283-711	LOCKED/UNLOCKED indicator for inside of door	\$108.00
L283-712	VACANT/OCCUPIED indicator for inside of door	108.00
L283-713	DO NOT DISTURB indicator for inside of door	108.00
L283-714	symbols only indicator for inside of door	108.00
Outside indicators: L/LV9040, 9044, 9050, 9056, 9060, 9070, 9071, 9076, 9077, 9440, 9444, 9456, 9457, 9458, 9460, 9462, 9463, 9464, 9465, 9466, 9473, 9480, 9485, 9350, 9370, 9371, 460, 462, 463, 464		
L283-721	LOCKED/UNLOCKED indicator for outside of door	\$108.00
L283-722	VACANT/OCCUPIED indicator for outside of door	108.00
L283-723	DO NOT DISTURB indicator for outside of door	108.00
L283-724	symbols only indicator for outside of door	108.00
Notes:	1) Indicators available in all finishes except 612 and 613 2) Indicators used on L9040/L9440 functions use screwdriver for privacy override instead of emergency key 3) Indicator option available either inside or outside of door only. 4) Cylinder and sectional indicators require additional door preparation. 5) For N Escutcheon Trim, inside indicator is not available for use when an outside coin turn is selected.	

Ordering instructions: add part number under "Additional Details" section of order. EX: L9050P 06N 626 L283-711 adds indicator to the inside (thumbturn side) of lock

Tamper Resistant Torx® Screws

Specify	Description	Lock Price Adjustment
Torx Screws	Torx screws - compatible with armor, strike, rose trim, thumbturns, L escutcheon trim (1 3/4" doors only)	\$22.20
Torx Screws + XL11-848	Torx screws for armor, strike, and N escutcheon trim (1 3/4" doors only)	

Ordering instructions: include in order under "Additional Details".

Tactile Warning

Specify	Description	Lock Price Adjustment
'8' lever prefix	Tactile warning applied to outside lever; available on 01, 02, 03, 05, 06, 07, 12, 17, 18, M51, M52, M81, ME1, ME2, ME3 lever designs	\$47.80

Ordering instructions: Preface lever design code with 8. EX - 803, for 03, 806 for 06, 851 for M51, etc.

ADA Thumbturn*

Specify	Description	Lock Price Adjustment
L583-363	ADA Disability thumbturn option	\$16.80

* Available w/ all thumbturn functions except L9463 and L463. Not available with ligature-resistant knob (SK1) or lever (SL1)

Ordering instructions: include in order under "Additional Details".

Folger Adam Co® Lever Trak™

Specify	Description	Lock Price Adjustment
503 Lever Design	Modified inside and outside 03 lever for Folger Adam Co.® Lever Trak™. Available rose trim only, not available 629 or 630 finish.	\$105.00

Ordering instructions: Specify lever design as 503.

Special Options		
Specify	Description	Lock Price Adjustment
XL11-422	Nylon latchbolt insert, for use with electric strikes	\$107.00
XL11-446	L9040 with thumbturn both sides (not available with N escutcheon trim)	449.00
XL11-543	L9482 (L9082 with deadbolt)	L9082 + 596.00
XL11-557	L9485 prison function lock. Latch retracted by key outside or knob inside. Outside knob always free spinning. Deadbolt only thrown or retracted by guard's key. Inside knob becomes fixed when deadbolt thrown. Prisoner's key only retracts latchbolt. Furnished standard with Torx® screws	706.00
XL11-635	L9460 with fixed double dummy trim	L9456+390.00
XB11-720	L9463 or L463 with B100-series style thumbturn	205.00
XL11-741	L9110 active double dummy trim	L9010 +295
XL11-743	Armor front with cutout to receive deadbolt only, for use with dummy functions	132.00
XL11-886	L9460 with trim. Inside knob or lever retracts deadbolt. Outside knob or lever fixed.	L9456 +\$390.00
XL11-886	L9462 with trim. Inside knob or lever retracts deadbolt. Outside knob or lever fixed.	L9082 + \$416.00
XL11-886	L9464 with trim. Inside knob or lever retracts deadbolt. Outside knob or lever fixed.	L9456 +\$390.00
XL11-907	L9412 exit lock with deadbolt for escutcheon designs only	L9080 +\$378.00
XL11-897	L9066 storeroom lock, latchbolt retracted by key either side	L9060 + 444.00
Ordering instructions: Add XL/XB number under "Additional Details" section of order.		

Antimicrobial Coating		
Specify	Description	Lock Price Adjustment
626AM or 630AM	Rose Trim: Adds silver-ion based anti-microbial coating to inside lever, bushing, rose & thumbturn and outside lever, bushing, rose, cylinder ring, and cylinder faceplate	\$50.90
626AM or 630AM	Escutcheon Trim: Adds silver-ion based anti-microbial coating to inside lever, bushing, escutcheon & thumbturn and outside lever, bushing, escutcheon, and cylinder face plate	
Ordering instructions: Specify finish as either 626AM or 630AM.		

Lead Lining		
Specify	Description	Lock Price Adjustment
XL11-515 xx	Lead lining, 1/8" thick installed on L9000 mortise lock case cover. Specify handing (xx) as RH, RR, LH, LR	\$507.00
XL12-216 xx	Lead lining, 1/8" thick installed on L400 mortise deadbolt case cover. Specify handing (xx) as RH, RR, LH, LR	
Ordering instructions: add lock handing and appropriate XL # to order. EX: L9050P 03A 626 RH XL11-515 (L9050P, 03A trim, 626, Right Handed, Lead Lining).		

Request to Exit (RX), Latchbolt Monitor (LX), Door Position Sensor (DPS), Deadbolt Monitor (DM)		
Specify	Description	Lock Price Adjustment
L909x and L949x Electrified Mortise Options + specified mechanical functions		
RX	Request to Exit (available all L909x and L949x electrified + L9010/50/56/70/71/80 and L9453/56/58/65/66/80/85 mechanical functions)	\$187.00
LX	Latchbolt Monitor (available all L909x and L949x electrified + L9010/50/56/70/71/80/82 and L9453/56/65/66/80/85 mechanical functions)	
DPS	Door Position Sensor (available L909x electrified + L9010/80/82 mechanical functions)	
DM	Deadbolt Monitor (available L949x electrified + L9453/56/58/80/85 mechanical functions)	
Ordering instructions: include in order under "Additional Details".		

Features

The Schlage Distributor Pack stocking program provides “flexible inventory” for the L-Series mortise lock. The Distributor Pack combines the versatile Schlage mortise lock with a variety of knob or lever options and finishes all for the same list price as a complete lockset. This allows you to maximize your mortise lock inventory dollars and meet your changing customer requirements.

The Distributor Pack is also easy to use. By combining a few different component parts, you can build a complete Schlage mortise lock.

How to Build a Mortise Lock with the Schlage Distributor Pack

- STEP 1: Choose lock case required. Schlage mortise cases must be ordered in multiples of 10 units each. (Quantity of 1 = 1 lock case.)
- STEP 2: Choose the knob/lever and rose/escutcheon trim designs and finishes. Order one design and finish in multiples of 4 or 10 units each. (Quantity of 1 = 1 set of outside and inside trim.)
- STEP 3: Choose the armor front.
(Quantity of 1 = 10 armor fronts, packed 10 to a box)
- STEP 4: Choose the strike.
(Quantity of 1 = 10 strikes, packed 10 to a box)
- STEP 5: Choose the cylinder (if required).
(Quantity of 1 = 10 cylinders, packed 10 to a box)

These are the only component parts required to build a Schlage mortise lock. With five easy steps you can build your mortise inventory to be flexible and to respond quickly to your customers.

Miscellaneous parts in bulk quantities are also available for Schlage mortise locks with the Distributor Pack Program. (See page **L-32** for availability.)

Product Identification

Functions Available

Function	Description
L9010B	Passage
L9040B	Privacy
L9050LB	Entrance/Office
L9056LB	Entrance/Office w/ Auto Unlocking
L9070LB	Classroom
L9080LB	Storeroom
L9082LB	Institution
L9453LB	Entrance
L9456LB	Corridor
L9465LB	Closet/Storeroom
L9473LB	Dormitory/Bedroom
L9480LB	Storeroom with Deadbolt
L9485LB	Faculty Restroom

Suffix

- B = Distributor Pack Lock Case
- L = Less Full Face Cylinder

Available Designs and Finishes

Knob/Lever Designs		Rose/ Escutcheon	Finishes
Standard	01, 02, 03, 05, 06, 07, 12, 17, 18, ACC, AST, LAT, LON, MER, STA, OME	A, B, C or L	605, 606, 609, 612, 613, 619, 625, 626, 629, 630, 643e (not all lever designs available in each finish, see product tables for exact list)
M Collection	M51, M52, M53, M54, M55, M56, M57, M62, M62, M63, M81, M82, M83, M84, M85, ME1, ME2, ME3		

STEP 1 - LOCK CASES (order in multiples of 10)		
Part Number	Description	Price Each
Standard (non-Vandlgard) lock cases		
L9010B	Passage	\$144.00
L9040B	Privacy	213.00
L9050LB	Entrance/office	233.00
L9056LB	Entrance/office with auto unlocking	314.00
L9070LB	Classroom	233.00
L9080LB	Storeroom	
L9082LB	Institution	263.00
L9090LB	Electrified chassis for L9090/L9092/L9094 functions. Specify EL or EU*	545.00
L9091LB	Electrified chassis for L9091/L9093/L9095 functions. Specify EL or EU*	
L9453LB	Entrance/office with deadbolt	263.00
L9456LB	Corridor	
L9465LB	Closet/Storeroom	
L9473LB	Dormitory/Bedroom	
L9480LB	Storeroom with deadbolt	
L9485LB	Faculty Restroom	
Vandlgard lock cases		
LV9040B	Privacy	313.00
LV9050LB	Entrance/office	335.00
LV9056LB	Entrance/office with auto unlocking	414.00
LV9070LB	Classroom	335.00
LV9080LB	Storeroom	
LV9082LB	Institution	365.00
LV9453LB	Entrance/office with deadbolt	
LV9456LB	Corridor	
LV9480LB	Storeroom with deadbolt	
LV9485LB	Faculty Restroom	
Notes	Lock cases furnished with mounting screws and templates only	
	Lock cases furnished right hand only	
*Electrified locks not specified as EL or EU will ship EU		
Order instructions: Order part number in quantities of 10		

MORTISE

L-30

STEP 2 - Trim Packs (Knob/Lever and Rose/Escutcheon) (order in multiples of 4 or 10)

Standard levers with A or B roses					
Part Number	Knob/Lever design with rose for use with	03	06 07 12 17 OME	03 06 07 12 17 OME	
			☒: 01, 02, 05, 18, 41, 42, LAT*, LON* ACC☒†, AST☒†, MER☒† *not avail 612, 613 †not avail 612, 613, 629, 630		
Finishes					
		626	626	605 606 609 612 619 622 625 643e	613 629 630
09-454	L9010, L/LV9070, L/LV9080, L9090, L9091, L9092, L9093, L9094, L9095, L9465	\$375	\$485	\$497	\$515
09-455	L/LV9040	385	495	507	525
09-456	L/LV9050, L/LV9056, L/LV9456, L9473, L/LV9480, L/LV9485	376	486	498	516
Decorative levers with A or B roses					
Part Number	Knob/Lever design with rose for use with	Standard Lead time: M51, M52, M81 ☒: M54, M56, M61☒, M63☒, M83, M84, M85 ☒: Available 05/2014: M53, M55, M57†, M62☒†, M82, ME1☒, ME2☒, ME3† † Available 629 and 630 only			
		Finishes			
		605, 606, 609, 619, 622, 625, 626, 629, 630, 643e			
09-454	L9010, L/LV9070, L/LV9080, L9090, L9091, L9092, L9093, L9094, L9095, L9465	\$515			
09-455	L/LV9040	525			
09-456	L/LV9050, L/LV9056, L/LV9456, L9473, L/LV9480, L/LV9485	516			
Standard Levers with L or N Escutcheons					
Part Number	Knob/Lever design with rose for use with	03 06 07 12 17 OME			
		☒: 01, 02, 05, 18, 41, 42, LAT*, LON* ACC☒†, AST☒†, STA☒†, MER☒† *not avail 612, 613 †not avail 612, 613, 629, 630			
Finishes					
		626	605 606 609 612 619 622 625 643e	613 629 630	
09-446	L9010, L9090, L9091	\$530	\$542	\$560	
09-447	L/LV9040	543	555	573	
09-449	L/LV9070, L/LV9080, L9092, L9093, L9465	524	536	554	
09-451	L/LV9050, L/LV9056, L/LV9453, L/LV9473, L/LV9480, L/LV9485				
Decorative Levers with L or N Escutcheons					
Part Number	Knob/Lever design with rose for use with	Standard Lead time: M51, M52, M81 ☒: M54, M56, M61☒, M63☒, M83, M84, M85 ☒: Available 05/2014: M53, M55, M57†, M62☒†, M82, ME1☒, ME2☒, ME3† † Available 629 and 630 only			
		Finishes			
		605, 606, 609, 619, 622, 625, 626, 629, 630, 643e			
09-446	L9010, L9090, L9091	\$560			
09-447	L/LV9040	573			
09-449	L/LV9070, L/LV9080, L9092, L9093, L9465	554			
09-451	L/LV9050, L/LV9056, L/LV9453, L/LV9473, L/LV9480, L/LV9485				
Notes	Split designs/finishes are not available Includes mounting screws, mounting plates, spring cages, L mounting posts, and strike boxes. For additional vandal resistance, order Vandlgard mounting posts on page L-32. Components are for 1 3/4" thick doors only. Concealed cylinder escutcheons are not available in the distributor pack program.				
Order instructions: Specify part number, lever design + rose/escutcheon design, finish, handing if required. EX: 09-446 M61L, 626, RH. Order in quantities of 10.					

STEP 3 - Armor Fronts (part numbers listed are boxes of 10)													
Available Finishes		605	606	609	612	613	619	622	625	626	629	630	643e
		▪	▪	▪	▪	▪	▪	▪	▪	▪	▪	▪	▪
Part Number	Description	Price per box of 10											
1 1/4" Wide (Standard armor size for 1 3/4" and larger door thicknesses)													
09-473	10 each 09-662 latch only armor for L9010, L/LV9040	\$370.00											
09-474	10 each 09-663 Latch x aux latch for L/LV9050, L/LV9056, L/LV9070, L/LV9080, L/LV9082, L9090/91/92/93/94/95*												
09-475	10 each 09-664 Latch x deadbolt for L/LV9456, L9465, L9473												
09-477	10 each 09-666 latch x aux latch x deadbolt for L/LV9453, L/LV9480, L/LV9485, L9492/93/94/95												
Notes	Includes mounting screws												
*For L9090/91/92/93/94/95 with DPS use distributor pack armor 09-477													
Ordering instructions: Specify part number and finish. Ex: 09-473 626. Each box includes 10 armor fronts.													

STEP 4 - Strikes (part numbers listed are boxes of 10)													
Available Finishes		605	606	609	612	613	619	622	625	626	629	630	643e
		▪	▪	▪	▪	▪	▪	▪	▪	▪	▪	▪	▪
Part Number	Description	Price per box of 10											
10 each 10-072, 1 1/4" x 4 7/8" square corner strikes, no box													
09-494	10 each 10-072 strikes with 1" lip	\$225.00											
09-494 1316	10 each 10-072 strikes with 1 3/16" lip												
09-494 112	10 each 10-072 strikes with 1 1/2" lip												
Notes	strike box included with distributor pack trim set												
Ordering instructions: Specify part number and finish. Ex: 09-494 1316 626. Each box includes 10 strikes.													

STEP 5 - Cylinders (part numbers listed are boxes of 10)													
Available Finishes		605	606	609	612	613	619	622	625	626	629	630	643e
		▪	▪	▪	▪	▪	▪	▪	▪	▪	▪	▪	▪
Part Number	Description	Price per box of 10											
For use with L9060 keyed functions only													
09-484 118	10 each 20-001 cylinders with 1 1/8" cylinder length (use with rose trim on 1 3/8" -2" thick doors or escutcheon trim on 1 3/8" thick doors)	\$850.00											
09-484 114	10 each 20-001 cylinders with 1 1/4" cylinder length (use with escutcheon trim on 1 3/4" thick doors)												
09-484 138	10 each 20-001 cylinders with 1 3/8" cylinder length (use with escutcheon trim on 2" thick doors)												
For use with all keyed functions other than L9060													
09-485 118	10 each 30-001 cylinders with 1 1/8" cylinder length (use with rose trim on 1 3/8" -2" thick doors or escutcheon trim on 1 3/8" thick doors)	\$850.00											
09-485 114	10 each 30-001 cylinders with 1 1/4" cylinder length (use with escutcheon trim on 1 3/4" thick doors)												
09-485 138	10 each 30-001 cylinders with 1 3/8" cylinder length (use with escutcheon trim on 2" thick doors)												
Notes	Cylinders are C keyway, 6 pin cylinder keyed 5, 0 bitted, and furnished with two 5-pin 0-bitted keys												
Ordering instructions: Specify part number and finish. Ex: 09-485 114 619. Each box includes 10 cylinders with compression springs and blocking rings.													

MORTISE

Miscellaneous Distributor Pack Parts: Escutcheon thru-bolts													
Available Finishes		605	606	609	612	613	619	622	625	626	629	630	643e
		▪	▪	▪	▪	▪	▪	▪	▪	▪	▪	▪	▪
Part Number	Description	Price per box of 50											
Box of 50 L escutcheon thru bolts													
09-483 138	L escutcheon thru-bolts for 1 3/8" thick doors	\$370.00											
09-483 134	L escutcheon thru-bolts for 1 3/4" thick doors												
09-483 200	L escutcheon thru-bolts for 2" thick doors												
09-483 214	L escutcheon thru-bolts for 2 1/4" thick doors												
09-483 212	L escutcheon thru-bolts for 2 1/2" thick doors												
Ordering instructions: Specify part number and finish. Ex: 09-483 134 626. Each box includes 50 thru bolts.													

L-32

Miscellaneous Distributor Pack Parts: Mounting Posts & Mounting Screws													
Available Finishes		605	606	609	612	613	619	622	625	626	629	630	643e
		▪	▪	▪	▪	▪	▪	▪	▪	▪	▪	▪	▪
Part Number	Description	Price per box of 50											
Mountings posts for Standard L functions (box of 50)													
09-488 138	L escutcheon thru-bolts for 1 3/8" thick doors	\$583.00											
09-488 134	L escutcheon thru-bolts for 1 3/4" thick doors												
09-488 200	L escutcheon thru-bolts for 2" thick doors												
09-488 214	L escutcheon thru-bolts for 2 1/4" thick doors												
09-488 212	L escutcheon thru-bolts for 2 1/2" thick doors												
Mountings posts for LV Vandlgard functions (box of 50).													
Contact Technical Support													
Mounting Screws (box of 100)													
09-493	100 each mounting screw L583-066	\$41.50											
Ordering instructions: Specify part number Ex: 09-488 200 626.													

Electrified Distributor Pack Parts: RX Modules and Solid Spindles		
Part Number	Description	List Price
L283-412	10 pack RX modules p/n L283-452	\$1,499.00
L283-450	10 pack solid spindle and spring p/n L283-054 (for use with L9091, L9093, L9095 only; supports 1 3/8" - 3" door thickness)	37.50

Levers & Knobs													
Style	Lever & Knob Design	605	606	609	612	613	619	622	625	626	629	630	643e
Standard	01, 02, 03*, 05, 06, 07, 12, 17, 18, 41, 42, OME	▪	▪	▪	▪	▪	▪	▪	▪	▪	▪	▪	▪
	LAT, LON	▪	▪	▪			▪	▪	▪	▪	▪	▪	▪
	ACC, AST, MER	▪	▪	▪			▪	▪	▪	▪			▪
Decorative	M51, M52, M53, M54, M55, M56, M61, M63, M81, M82, M83, M84, M85, ME1, ME2, ME3	▪	▪	▪			▪	▪	▪	▪	▪	▪	▪
	M57, M62										▪	▪	
Extended Factory Lead Time Specify handling													
Part Number	Description	Standard Levers					Decorative Levers						
09-401	Outside lever, retaining clip, insertion tool	\$181					\$196						
09-402	Inside lever+bushing, mounting plate, screw pack, spanner wrench												
*	Available modified for Folger Adam Co.® Lever Track™. Specify 503 design and add \$51.00. Not available in 629 or 630 finish.												
**	Knobs and levers default for 1 3/4" doors. Knobs also available for 1 3/8" doors, levers for 1 3/8", 2", 2 1/4" and 2 1/2" doors.												
Ordering instructions: Specify part number, lever style, finish, door thickness if not 1 3/4". Ex: 09-401 03 626.													

Roses													
Style	Rose Design	605	606	609	612	613	619	622	625	626	629	630	643e
Standard	A, B, C	▪	▪	▪	▪	▪	▪	▪	▪	▪	▪	▪	▪
Decorative	MER, AVA	▪	▪	▪			▪	▪	▪	▪			▪
Part Number	Description	Standard and Decorative											
09-403	Inside Rose (includes mounting plate and screws)	\$102.00											
09-404	Outside Rose+Bushing												
09-508	Blank Outside Rose (not available MER or AVA)												
Ordering instructions: Specify part number, lever design + rose, finish. Ex: 09-404 03A 626. Lever design must be specified for proper bushing.													

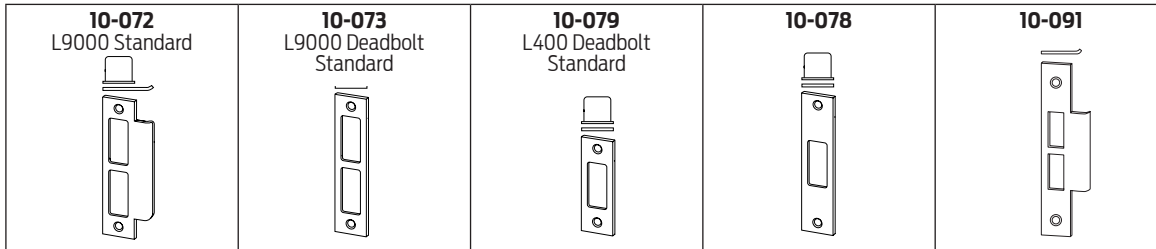
Escutcheons													
Available finishes		605	606	609	612	613	619	622	625	626	629	630	643e
		▪	▪	▪	▪	▪	▪	▪	▪	▪	▪	▪	▪
Part Number	Description	L Escutcheon					N Escutcheon						
Outside Escutcheon & Bushing													
09-614	O/S (add finish) OOL Escutcheon x Full Face Cylinder	\$181					\$181						
09-615	O/S 630 OOL Escutcheon Blank x Concealed Cylinder	181					181						
09-636	Blank x lever or knob	181					181						
09-637	Emergency turn x lever or knob												
09-638	Concealed cylinder x lever or knob												
09-639	Full face cylinder x lever or knob												
Inside Escutcheon													
09-632	Blank x lever or knob	181					181						
09-633**	Thumbturn x lever or knob												
09-634**	Thumbturn x blank												
09-635	Full face cylinder x lever or knob						181						
L583-187	Concealed cylinder x lever or knob												
**	Specify door thickness: 1 3/8" or 1 3/4"												
Ordering instructions: Specify part number, lever + escutcheon style, finish. Ex: 09-639 03L 626 (full face cylinder, 03 lever, L escutcheon, 626 finish).													

MORTISE

L-34

Outside Lever/Knob and Rose/Escutcheon Assemblies													
Style	Lever & Knob Design	605	606	609	612	613	619	622	625	626	629	630	643e
Standard	01, 02, 03, 05, 06, 07, 12, 17, 18, 41, 42, OME	▪	▪	▪	▪	▪	▪	▪	▪	▪	▪	▪	▪
	LAT, LON	▪	▪	▪			▪	▪	▪	▪	▪	▪	▪
	ACC, AST, MER	▪	▪	▪			▪	▪	▪	▪			▪
Decorative	M51, M52, M53, M54, M55, M56, M61, M63, M81, M82, M83, M84, M85, ME1, ME2, ME3	▪	▪	▪			▪	▪	▪	▪	▪	▪	▪
	M57, M62										▪	▪	
⌘ Extended Factory Lead Time ✎ specify handing													
Part Number	Description	Standard Levers					Decorative Levers						
With A, B or C rose													
09-506	Outside Lever assembly	\$201					\$216						
With Avanti or Merano Rose													
09-655	Outside lever assembly for AST w/Avanti rose or MER w/Merano rose only	201					N/A						
With L or N Escutcheon													
09-550	Blank	267					282						
09-551	Emergency turn												
09-552	Concealed cylinder (L escutcheon only)												
09-553	Full face cylinder												
Ordering instructions: Specify part number, lever style, rose/escutcheon, finish. Ex: 09-506 M53A 626 (outside assembly, M53 lever, A rose, 626 finish).													

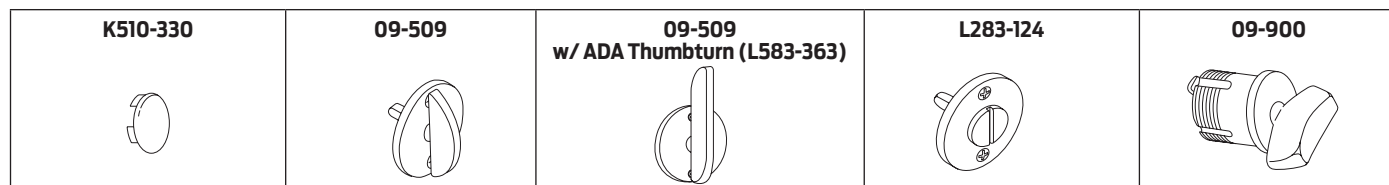
Armor Fronts, L9000 & L400-Series		605	606	609	612	613	619	622	625	626	629	630	643e
Available Finishes		▪	▪	▪	▪	▪	▪	▪	▪	▪	▪	▪	▪
Part Number	Description	Price Each											
1 1/4" Wide (Standard armor size for 1 3/4" and larger door thicknesses)													
09-661	Blank (L9175, L9176)	\$37.00											
09-662	Latch only (L9010, L9040, L9044)												
09-663	Latch x aux latch (L9050, L9056, L9060, L9070, L9071, L9080, L9082, L9090/91/92/93/94/95*)												
09-713	Latch x aux latch (L9076, L9077)												
09-664	Latch x deadbolt (L9440, L9444, L9456, L9457, L9465, L9466, L9473, L9496)												
09-665	Deadbolt (L9460, L9462, L9463, L9464)												
09-666	Latch x aux latch x deadbolt (L9453, L9458, L9480, L9485, L9486, L9492/93/94/95)												
09-717	Deadbolt armor (L460, L462, L463, L464, L480, L496)												
1 1/16" Wide (armor size for doors thinner than 1 3/4", including 1 3/8" doors)													
09-667	Blank (L9175, L9176)	37.00											
09-668	Latch only (L9010, L9040, L9044)												
09-669	Latch x aux latch (L9050, L9056, L9060, L9070, L9071, L9080, L9082, L9090/91/92/93/94/95*)												
09-718	Latch x aux latch (L9076, L9077)												
09-670	Latch x deadbolt (L9440, L9444, L9456, L9457, L9465, L9466, L9473, L9496, L9492/93/94/95)												
09-671	Deadbolt (L9460, L9462, L9463, L9464)												
09-672	Latch x aux latch x deadbolt (L9453, L9458, L9480, L9485, L9486)												
*For L9090/91/92/93/94/95 models with DPS, use armor 09-666 (1 1/4" wide) or 09-670 (1 1/16 wide)													
Ordering instructions: Specify part number and finish. Ex: 09-662 626.													



Strikes, L9000 and L400 Series		605	606	609	612	613	619	622	625	626	629	630	643e
Available Finishes		▪	▪	▪	▪	▪	▪	▪	▪	▪	▪	▪	▪
Part Number	Description	Price Each											
Strikes, L9000 Series													
10-072 1316	1 1/4" x 4 7/8" square corner strike + box. 1 3/16" lip length, standard L9000 strike	\$22.50											
10-072 xx	1 1/4" x 4 7/8" square corner strike + box; specify lip length (xx) as 7/8", 1" or 1 1/2"	22.50											
10-072 xx	1 1/4" x 4 7/8" square corner strike + box; specify lip length (xx) as 1 3/4" or 2"	57.50											
10-073	Deadbolt lock strike, standard for L9460, L9462, L9463 and L9464	27.40											
10-075	1/2" rabbeted strike (for 1 3/4" doors, use with 1 1/16" armor front. Use 1 1/4" armor front for over 1 3/4"-2 1/4" doors extended equally)	148.00											
10-091	1 1/4" x 8" square corner armor strike, no box. Specify handing to inactive door	101.00											
K510-066	Strike box (finish not applicable)	6.80											
37-015	Door frame strike reinforcer (finish not applicable)	25.00											
Strikes, L400 Series													
10-078	1 1/4" x 4 7/8" square corner strike + box,	\$22.60											
10-079	1 1/8" x 3 1/2" square corner strike + box, ANSI 115.5 prep, standard L400 strike												
K510-053	Strike box for 10-079 strike (finish not applicable)	6.80											
K510-066	Strike box for 10-078 strike (finish not applicable)												
Ordering instructions: Specify part number, lip length if required, and finish. Ex: 10-072 1316 626.													







MORTISE

L-35



Emergency Button, Thumbturns, Coin Turns & Cylinder Turns

Available Finishes		605	606	609	612	613	619	622	625	626	629	630	643e
		▪	▪	▪	▪	▪	▪	▪	▪	▪	▪	▪	▪
Part Number	Description	Price Each											
Emergency Button & Emergency Turn Tool													
K510-330	Emergency Button, L9040 and L9440	\$15.20											
L583-233	Emergency turn tool for L9040 and L9440. Specify finish as 458.	19.10											
Thumbturns													
09-509 027	Thumbturn for rose trim, 1 3/8" - 1 7/8" door range, extended equally	71.10											
09-509 033	Thumbturn for rose trim, >1 7/8" - 2 3/8" door range, extended equally												
09-509 040	Thumbturn for rose trim, >2 3/8" - 2 7/8" door range, extended equally												
09-509 047	Thumbturn for rose trim, >2 7/8" - 3 5/8" door range, extended equally												
L583-363 Suffix	ADA thumbturn upgrade, specify thumbturn p/n + L583-363	Add \$16.80 to 09-509 price											
Coin Turns													
L283-124 19	Coin turn, L9044 and L9444, 1 3/8" - 1 1/2" door range, extended equally (EE)	123.00											
L283-124 23	Coin turn, L9044 and L9444, 1 5/8" - 1 7/8" door range, extended equally (EE)												
L283-124 25	Coin turn, L9044 and L9444, >1 7/8" - 2 1/8" door range, extended equally (EE)												
L283-124 31	Coin turn, L9044 and L9444, >2 1/8" - 2 5/8" door range, extended equally (EE)												
L283-124 37	Coin turn, L9044 and L9444, >2 5/8" - 2 7/8" door range, extended equally (EE)												
L283-124 43	Coin turn, L9044 and L9444, >2 7/8" - 3 3/8" door range, extended equally (EE)												
L283-124 48	Coin turn, L9044 and L9444, >3 3/8" - 3 5/8" door range, extended equally (EE)												
L283-056 19	Coin turn w/ torx screws, L9044 and L9444, 1 3/8" - 1 1/2" door range, EE	134.00											
L283-056 23	Coin turn w/ torx screws, L9044 and L9444, 1 5/8" - 1 7/8" door range, EE												
L283-056 25	Coin turn w/ torx screws, L9044 and L9444, >1 7/8" - 2 1/8" door range, EE												
L283-056 31	Coin turn w/ torx screws, L9044 and L9444, >2 1/8" - 2 5/8" door range, EE												
L283-056 37	Coin turn w/ torx screws, L9044 and L9444, >2 5/8" - 2 7/8" door range, EE												
L283-056 43	Coin turn w/ torx screws, L9044 and L9444, >2 7/8" - 3 3/8" door range, EE												
L283-056 48	Coin turn w/ torx screws, L9044 and L9444, >3 3/8" - 3 5/8" door range, EE												
EE = Extended Equally													
Note:	Coin turns not available in 612 or 613 finish												
Cylinder Turns													
09-487 xx	Cylinder coin turn, specify dimension (xx) as 1 1/8", 1 1/4" or 1 3/8" (replaces XL12-196)	\$124.00											
09-900 xx	Cylinder turn, specify dimension (xx) as 1 1/8", 1 1/4" or 1 3/8"	121.00											
09-900 xx	Cylinder turn, specify dimension (xx) as 1 1/2", 1 5/8" or 1 3/4"	184.00											
09-904 xx	Cylinder turn w/ compression ring, specify dimension (xx) as 1 1/8", 1 1/4" or 1 3/8"	131.00											
09-904 xx	Cylinder turn w/ compression ring, specify dimension (xx) as 1 1/2", 1 5/8" or 1 3/4"	192.00											
09-905	Cylinder turn w/ compression ring and 1/8" blocking ring for 1 3/4" doors	142.00											
	Specify door hand for cylinder turns if used with L463 or L9463.												
Note:	Cylinder turns not available in 629 or 630 finish												

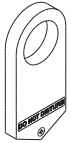
Sectional Indicator 	N Escutcheon Indicator 	Available Messages LOCKED/OCCUPIED/DO NOT DISTURB/ lock symbol is white text on red background UNLOCKED/VACANT/unlocked symbol is black text on white background			
		 LOCKED	 OCCUPIED	DO NOT DISTURB	
		 UNLOCKED	 VACANT		

Occupancy Indicators - 180 degree visibility (for Sectional (rose) or N Escutcheon trim)

Part Number	Description	605	606	609	619	622	625	626	629	630	643e
Sectional trim - cylinder trim, for inside or outside of door											
L283-413	Indicator, Sectional, Cylinder - LOCKED/UNLOCKED										
L283-414	Indicator, Sectional, Cylinder - OCCUPIED/VACANT										
L283-415	Indicator, Sectional, Cylinder - DO NOT DISTURB										
L283-416	Indicator, Sectional, Cylinder - symbols only										
Sectional trim - thumbturn, for inside of door											
L283-417	Indicator, Sectional, Thumbturn - LOCKED/UNLOCKED										
L283-418	Indicator, Sectional, Thumbturn - OCCUPIED/VACANT										
L283-419	Indicator, Sectional, Thumbturn - DO NOT DISTURB										
L283-420	Indicator, Sectional, Thumbturn - symbols only										
Sectional trim - coiturn, for outside of door											
L283-421	Indicator, Sectional, Coiturn - LOCKED/UNLOCKED										
L283-422	Indicator, Sectional, Coiturn - OCCUPIED/VACANT										
L283-423	Indicator, Sectional, Coiturn - DO NOT DISTURB										
L283-424	Indicator, Sectional, Coiturn - symbols only										
Sectional trim - privacy, for outside of door (NOTE: emergency override by small screwdriver, not emergency key)											
L283-425	Indicator, Sectional, Privacy - LOCKED/UNLOCKED										
L283-426	Indicator, Sectional, Privacy - OCCUPIED/VACANT										
L283-427	Indicator, Sectional, Privacy - DO NOT DISTURB										
L283-428	Indicator, Sectional, Privacy - symbols only										
Escutcheon trim - cylinder trim, for inside of door											
L283-433	Indicator, N Escutcheon, Inside Cylinder - LOCKED/UNLOCKED										
L283-434	Indicator, N Escutcheon, Inside Cylinder - OCCUPIED/VACANT										
L283-435	Indicator, N Escutcheon, Inside Cylinder - DO NOT DISTURB										
L283-436	Indicator, N Escutcheon, Inside Cylinder - symbols only										
Escutcheon trim - thumbturn trim, for inside of door											
L283-437	Indicator, N Escutcheon, Thumbturn - LOCKED/UNLOCKED										
L283-438	Indicator, N Escutcheon, Thumbturn - OCCUPIED/VACANT										
L283-439	Indicator, N Escutcheon, Thumbturn - DO NOT DISTURB										
L283-440	Indicator, N Escutcheon, Thumbturn - symbols only										
Escutcheon trim - cylinder trim, for outside of door. (NOTE: Available 626 or 630 finish, with 03, 06, or 17 levers. Other levers/finishes require extended leadtimes.)											
L283-429	Indicator, N Escutcheon, Outside Cylinder - LOCKED/UNLOCKED										
L283-430	Indicator, N Escutcheon, Outside Cylinder - VACANT/OCCUPIED										
L283-431	Indicator, N Escutcheon, Outside Cylinder - DO NOT DISTURB										
L283-432	Indicator, N Escutcheon, Outside Cylinder - symbols only										
Escutcheon trim - coiturn, for outside of door. (NOTE: Available 626 or 630 finish, with 03, 06, or 17 levers. Other levers/finishes require extended leadtimes.)											
L283-441	Indicator, N Escutcheon, Coiturn - LOCKED/UNLOCKED										
L283-442	Indicator, N Escutcheon, Coiturn - VACANT/OCCUPIED										
L283-443	Indicator, N Escutcheon, Coiturn - DO NOT DISTURB										
L283-444	Indicator, N Escutcheon, Coiturn - symbols only										
Escutcheon trim - privacy, for outside of door. (NOTE: Available 626 or 630 finish, with 03, 06, or 17 levers. Other levers/finishes require extended leadtimes.)											
L283-445	Indicator, N Escutcheon, Privacy - LOCKED/UNLOCKED										
L283-446	Indicator, N Escutcheon, Privacy - VACANT/OCCUPIED										
L283-447	Indicator, N Escutcheon, Privacy - DO NOT DISTURB										
L283-448	Indicator, N Escutcheon, Privacy - symbols only										
ADA Thumbturn											
L583-363 suffix	ADA thumbturn upgrade; specify indicator w/ thumbturn p/n + L583-363	Add \$16.80 to price									
Note: Addition of indicator may require additional door preparation. See installation instructions on-line for details											
Ordering Instructions: Specify part number and finish. EX: L283-437L583-363 626 for N Escutcheon Locked/Unlocked indicator w/ ADA thumbturn in 626. Outside escutcheon indicators also require lever design EX: L283-441 03 626 for N escutcheon coiturn indicator with 03 lever in 626 finish. Only available for doors up to 2-1/4" thick EE.											
Parts											
L583-709	Message sign, LOCKED/UNLOCKED, for 180 degree indicator										
L583-710	Message sign, OCCUPIED/VACANT, for 180 degree indicator										
L583-711	Message sign, DO NOT DISTURB/blank, for 180 degree indicator										
L583-712	Message sign, symbols only, for 180 degree indicator										
L583-705	Cam, 180 degree indicator, thumbturn and coiturn indicators										
L283-561	Cam and retaining ring kit, 180 degree indicator, cylinder and privacy indicators										
L283-736	Screw pack consisting of (2)L583-579 Mounting Plate Screws, (2)L583-899 Mounting Plate Screws, and (2)L583-755 Trim Screws(specify finish)										
L583-579	Sectional mounting plate screw, top										
L583-899	Sectional mounting plate screw, bottom										
L583-717	Sectional mounting plate, cylinder indicator										
L583-752	Sectional mounting plate, coin/privacy/thumbturn indicator										

MORTISE

L-37



MORTISE

L-38

Occupancy Indicator - "old style" (for Sectional (rose) trim)																							
Available Finishes												605	606	609	612	613	619	622	625	626	629	630	643e
												▪	▪	▪	▪	▪	▪	▪	▪	▪	▪	▪	▪
Part Number	Description											Price Each											
09-611	"Do Not Disturb" occupancy indicator for rose trim. Includes driver bar L583-245											\$114.00											
09-611 L583-375	"Occupied" occupancy indicator for rose trim. Includes driver bar L583-245											134.00											
09-611 XL11-986	"Locked" occupancy indicator for rose trim. Includes driver bar L583-245											5.70											
L583-245	Occupancy indicator driver bar																						

Ordering instructions: Specify part number and finish. Ex: 09-611 L583-375 626

Escutcheon Thru-Bolts																							
Available Finishes												605	606	609	612	613	619	622	625	626	629	630	643e
												▪	▪	▪	▪	▪	▪	▪	▪	▪	▪	▪	▪
Part Number	Description											Price Each											
L Escutcheon Thru-bolts: two required per lock																							
L583-119	L escutcheon thru bolts for 1 3/8" door thickness											\$6.20											
L583-120	L escutcheon thru bolts for 1 3/4" door thickness																						
L583-121	L escutcheon thru bolts for 2" door thickness																						
L583-122	L escutcheon thru bolts for 2 1/4" door thickness																						
L583-123	L escutcheon thru bolts for 2 1/2" door thickness											7.30											
L583-287	L escutcheon mounting screws for L9175 half-dummy function											5.50											
N Escutcheon Thru-Bolts: two required per lock																							
K510-389	N escutcheon thru bolts for 1 3/4" door thickness											7.30											
K510-390	N escutcheon thru bolts for 2" to 2 1/4" door thickness																						
L583-133	N Escutcheon mounting screws for L0170 single dummy function											0.94											

Ordering instructions: Specify part number and finish. Ex: L583-120 626.

Mounting Posts (Ferrules)													
Part Number	Description											Price Each	
L Mounting Posts (Ferrules): two required per lock													
L583-211	Mounting post for 1 3/8" door thickness											\$11.70	
L583-212	Mounting post for 1 3/4" door thickness												
L583-213	Mounting post for 2" door thickness												
L583-214	Mounting post for 2 1/4" door thickness												
L583-215	Mounting post for 2 1/2" door thickness												
L583-216	Mounting post for 2 3/4" door thickness												
L583-217	Mounting post for 3" door thickness												
L583-218	Mounting post for 3 1/4" door thickness											30.00	
L583-219	Mounting post for 3 1/2" door thickness												
LV Mounting Posts (Ferrules): two required per lock													
L583-497	LV mounting post for 1 3/4" door thickness											\$24.60	
L583-498	LV mounting post for 2" door thickness												
L583-499	LV mounting post for 2 1/4" door thickness												
L583-500	LV mounting post for 2 1/2" door thickness												
L583-501	LV mounting post for 2 3/4" door thickness												
L583-502	LV mounting post for 3" door thickness												
L583-503	LV mounting post for 3 1/4" door thickness											32.40	
L583-504	LV mounting post for 3 1/2" door thickness												

Ordering instructions: Specify part number.

Spindle & Springs													
Part Number	Description											Price Each	
Spindle & Spring Kits (qty two each)													
L283-198	Spindles and springs for 1-3/8" - 1 7/8" doors											\$16.00	
L283-199	Spindles and springs for 2" - 3 1/2" doors											18.80	
Spindles & Springs (qty one each)													
L283-060	Spindle and spring for 1 3/8" - 1 7/8" doors (two required per lock)											\$8.00	
L283-061	Spindle and spring for 2" - 3 1/2" doors (two required per lock)											9.90	
L283-064	Spindle and spring, L0172, L9091/93/95, L9493/95 (one required per lock)											14.10	
L283-065	Spindle and spring, L0170 half dummy (one required per lock)											7.50	

Ordering instructions: Specify part number.

Lock Cases		
Part Number	Lock Function and Description	Price Each
L283-039	L9076, Classroom holdback L9077, Classroom security holdback	\$384.00
L283-062	L9440, Privacy with deadbolt L9444, Privacy with deadbolt and coin turn	337.00
L283-099	L460, L462, L463, L464, L480, L496, Deadbolt	227.00
L283-126	L9056, Entrance w/ simultaneous retraction	384.00
L283-131	L9010, Passage	221.00
L283-132	L9040, Privacy L9044 Privacy with Coin turn	323.00
L283-133	L9050, Office L9060, Apartment entrance L9070, Classroom L9071, Classroom security	384.00
L283-134	L9080, Storeroom L9026 Exit Lock with Cylinder	384.00
L283-137	L9453, Entrance	420.00
L283-138	L9456, Corridor L9457, Classroom security L9496, Privacy w/ "Occupied" indicator	562.00
L283-139	L9460, L9462, L9463, L9464, Deadbolt	290.00
L283-140	L9465, Closet L9466, Storeroom L9473, Dormitory	420.00
L283-141	L9480, Storeroom with deadbolt L9485, Faculty Restroom L9486, Faculty Restroom	529.00
L283-144	L9175, Single dummy	327.00
L283-145	L9176, Double dummy	327.00
L283-146	L9082, Institution	384.00
L283-310	L9458, Classroom security w/ deadbolt and aux latch	420.00
L283-314	LM9310, Passage LM9325, Exit	1193.00
L283-316	LM9350, Office and Inner Entry LM9370, Classroom LM9371, Classroom Security LM9380, Storeroom	1398.00
L283-750	L9025 Exit Lock	264.00
Notes	1) Includes lock case only. Armors, strikes, mounting screws, and cylinders must be ordered separately. 2) All lock cases are shipped right hand.	
LV Lock Cases		
Part Number	Lock Function and Description	Price Each
L283-170	LV9050, Office and Inner Entry Lock LV9060, Apartment Entrance Lock LV9070, Classroom Lock LV9071, Classroom Security Lock	\$483.00
L283-171	LV9040, Bath/Bedroom Privacy Lock LV9044, Privacy Lock With Coin Turn Outside	424.00
L283-172	LV9076, Classroom Holdback Lock LV9077, Classroom Security Holdback Lock	483.00
L283-173	LV9080, Storeroom Lock	483.00
L283-176	LV9453, Entrance Lock LV9456, Corridor Lock	521.00
L283-177	LV9457, Classroom Security Lock LV9496, LV9486 Lock With "OCCUPIED" Indicator	521.00
L283-178	LV9480, Storeroom Lock With Deadbolt LV9485, Faculty Restroom LV9486, Faculty Restroom w/"Do Not Disturb" Indicator	628.00
L283-180	LV9056, LV9050 Lock With Simultaneous Retraction	483.00
L283-181	LV9440, Privacy Lock With Deadbolt LV9444, Privacy Lock With Deadbolt and Coin Turn Outside	446.00
L283-182	LV9082, Institution Lock	483.00
L283-311	LV9458, Classroom security w/ deadbolt and aux latch	521.00
L283-317	LMV9350, Office and Inner Entry LMV9370, Classroom LMV9371, Classroom Security LMV9380, Storeroom	1,498.00

MORTISE

L-40

Electrified Lock Cases		
Part Number	Lock Function and Description	Price Each
L283-347	L9090/L9092/L9094 electrified chassis. Specify EL (electrically locking) or EU (electrically unlocking)	695.00
L283-392	L9090/92/94 electrified chassis w/ RX. Specify EL or EU operation	882.00
L283-393	L9090/92/94 electrified chassis w/ LX. Specify EL or EU operation	882.00
L283-479	L9090/92/94 electrified chassis w/ DPS. Specify EL or EU operation.	882.00
L283-394	L9090/92/94 electrified chassis w/ RX & LX. Specify EL or EU operation	1,069.00
L283-481	L9090/92/94 electrified chassis w/ RX & DPS. Specify EL or EU operation	1,069.00
L283-483	L9090/92/94 electrified chassis w/ RX, LX & DPS. Specify EL or EU operation	1,259.00
L283-395	L9091/L9093/L9095 electrified chassis. Specify EL (electrically locking) or EU (electrically unlocking)	695.00
L283-396	L9091/93/95 electrified chassis w/ RX. Specify EL or EU operation	882.00
L283-397	L9091/93/95 electrified chassis w/ LX. Specify EL or EU operation	882.00
L283-480	L9091/93/95 electrified chassis w/ DPS. Specify EL or EU operation	882.00
L283-398	L9091/93/95 electrified chassis w/ RX & LX. Specify EL or EU operation	1,069.00
L283-482	L9091/93/95 electrified chassis w/ RX & DPS. Specify EL or EU operation	1,069.00
L283-484	L9091/93/95 electrified chassis w/ RX, LX & DPS. Specify EL or EU operation	1,259.00
L283-467	L9492/94 electrified chassis. Specify EL or EU operation	733.00
L283-469	L9492/94 electrified chassis w/ RX. Specify EL or EU operation	922.00
L283-471	L9492/94 electrified chassis w/ DBM. Specify EL or EU operation	922.00
L283-473	L9492/94 electrified chassis w/ RX & DBM. Specify EL or EU operation	1,108.00
L283-475	L9492/94 electrified chassis w/ RX, LX & DBM. Specify EL or EU operation	1,296.00
L283-468	L9493/95 electrified chassis. Specify EL or EU operation	733.00
L283-470	L9493/95 electrified chassis w/ RX. Specify EL or EU operation	922.00
L283-472	L9493/95 electrified chassis w/ DBM. Specify EL or EU operation	922.00
L283-474	L9493/95 electrified chassis w/ RX & DBM. Specify EL or EU operation	1,108.00
L283-476	L9493/95 electrified chassis w/ RX, LX & DBM. Specify EL or EU operation	1,296.00

Miscellaneous Parts		
Part Number	Description	Price Each
36-080	O-ring, L9080 EL/EU	\$3.10
39-042	Plastic lock case cover for display - for locks manufactured after January, 1998	94.90
K110-550	Pack of truarc ring (1), spacer (2), knobs	8.70
K510-320	Wood plug, dummy, L0170, L0172	8.90
K510-842	Electrified lock bushing, L9080 EL/EU	1.20
L283-003	Deadbolt (except L9453, L9465, L9466, L9473)	58.00
L283-004	Entrance deadbolt, L9453	58.00
L283-006	Auxiliary latchbolt assembly	18.40
L283-008	Latchbolt assembly (except L9076)	58.00
L283-010	Locking link, L9076	18.70
L283-029	(2) Spacers for ANSI A115.1 metal door preparations	37.00
L283-030	Pack of 20 truarc rings, levers	21.90
L283-031	Mounting plate, inside lever	20.10
L283-040	Spring cage (1 required per lever)	9.90
L283-049	Latchbolt assembly, L9076	58.00
L283-055	Cylinder retainer plate and screw - for locks manufactured after April, 1994	18.40
L283-057	(2) Mounting Post, (2) Screws, L-Series, OSU	28.80
L283-075	Deadbolt, L9465, L9466, L9473	58.10
L283-112	Lock case, L9000-Series - for locks manufactured after January, 1998.	58.10
L283-127	Lock case and cover, L400-Series	83.30
L283-128	Lock case, L400-Series. See L283-127 for sellable part.	—
L283-150	Mounting plate for inside rose trim on one side of door only	40.40
L283-452	RX Module for L909x series electrified mortise	188.00
L583-004	Standoff post	2.50
L583-015	Latchbolt guide	3.80
L583-748	Retractor hub (2 required per lock) - replaces L583-019	4.30
L583-020	Retractor hub spacer	4.50
L583-021	Retractor lever	3.90
L583-022	Retractor rocker	3.10
L583-023	Blocking plates	3.80
L583-024	Retractor link	8.00
L583-025	Retractor crank	8.00
L583-026	Hub spring	1.50
L583-027	Fire door fuse	2.60
L583-028	Fire door catch	3.10
L583-029	Turn hub	19.70
L583-030	Entrance hub	15.90
L583-031	Cam follower	10.60
L583-035	Turn hub spring	3.80
L583-038	Auxiliary bar guide	3.00
L583-043	Locking catch, L9080 EL/EU	19.60
L583-044	Stop spring	1.90
L583-045	Locking catch (except L9080 EL/EU)	20.10
L583-047	Catch spring	4.50
L583-048	Locking link (except L9076)	4.50
L583-049	Entrance link	7.50
L583-050	Link pin	1.90
L583-051	Transfer lever	1.90
L583-053	Simultaneous retractor (except L9040 and L9056)	8.00
L583-056	Catch pin	3.90
L583-057	Spindle anchor	31.50
L583-058	Simultaneous retractor, L9040, L9056	8.40
L583-063	Spring retainer, L9080 EL/EU	8.80
L583-064	Solenoid spring, L9080 EL/EU	2.90

MORTISE

L-42

Miscellaneous Parts (cont'd)

Part Number	Description	Price Each
L583-065	Electrified link, L9080 EL/EU	12.20
L583-066	Mounting plate screw (2 required per lock)	1.40
L583-156	Transfer lifter	7.40
L583-174	Holdback dog, L9076	6.20
L583-192	Dog spring, L9076	0.60
L583-196	Auxiliary stop	6.10
L583-286	Mounting bar, L0170, L0172	24.60
L583-290	Mounting plate screw, knob dummy trim, L0170, L9175	1.50
L583-291	Mounting plate screw, lever dummy trim, L0170, L9175	1.50
L583-321	Mounting plate, inside knob	7.40
L583-322	Spacer for fixed levers	3.90
L583-426	Faceplate tab 1 1/4" - for locks manufactured after July, 1994	5.30
L583-427	Faceplate tab 1 1/16" - for locks manufactured after July, 1994	6.10
L583-454	Case cover screw (4 required per L9000-Series lock case; 3 required per L400-Series lock case)	1.50
L583-468	Dummy spindle anchor	134.00
L583-481	Cylinder retainer screw - for locks manufactured after April, 1994	2.90
L583-485	Lock handing screw - for locks manufactured after April, 1994	1.80
L583-490	Cylinder retainer - for locks manufactured after January, 1998	7.20
L583-492	Cylinder retainer screw plate - for locks manufactured after April, 1994	3.50
L583-494	Lock case cover, L400-Series. See L283-127 for sellable part.	25.80
L583-496	Lock case cover, L9000-Series - for locks manufactured after January, 1998	40.10
L583-760	DPS magnet	15.70
L583-761	DPS magnet tray	15.70

Ligature Resistant Conversion Kits - for 1-3/4" thick doors only

Part Number	Converts	Contents	Conversion Instructions	Price Each
Convert to SK1 Ligature Resistant Knob				
09-155	L9010, L9060, L9070, L9071, L9076, L9077, L9080, L9092EL/EU L9082, L9095EL/EU, L9176, L9457, L9458, L9465, L9466, L9482, to ligature resistant	(2) ligature resistant knob assemblies (2) ligature resistant blocking rings	See instruction sheet	\$1,248.00
09-156	L9050, L9056, L9412, L9453, L9456, L9460 w/ pull, L9473, L9480, L9485, to ligature resistant	(2) ligature resistant knob assemblies (1) ligature resistant blocking ring (1) ligature resistant thumbturn assembly		1,564.00
09-159	L9040, L9440 to ligature resistant	(2) ligature resistant knob assemblies (1) ligature resistant thumbturn assembly (1) emergency ADA turn (1) emergency button		1,564.00
Convert to SL1 Ligature Resistant Lever				
09-138	L9010, L9060, L9070, L9071, L9076, L9077, L9080, L9092EL/EU, L9082, L9095EL/EU, L9176, L9457, L9458, L9465, L9466, L9482, to ligature resistant	(2) ligature resistant lever assemblies (2) ligature resistant blocking rings (2) trim ferrules	See instruction sheet	\$1,627.00
09-139	L9050, L9056, L9412, L9453, L9456, L9460 w/ pull, L9473, L9480, L9485, to ligature resistant	(2) ligature resistant lever assemblies (1) ligature resistant blocking ring (1) ligature resistant thumbturn assembly (2) trim ferrules		1,943.00
09-189	L9040, L9440 to ligature resistant	ligature resistant lever assemblies (1) ligature resistant thumbturn assembly (1) emergency ADA turn (1) emergency button (2) trim ferrules		1,943.00
Deadbolt conversion to Ligature Resistant				
09-157	L462, L464, L9462, L9464 to ligature resistant	(2) ligature resistant blocking rings		\$148.00
09-158	L460, L480, L9460 to ligature resistant	(1) ligature resistant blocking ring (1) ligature resistant thumbturn assembly		779.00
Notes	1) For 1 3/4" doors w/ sectional trim only. 2) Available in 630 (Satin Stainless Steel) or 630AM (Satin Stainless Steel Anti-Microbial) finish only. 3) If applicable please specify "P" for (P) cylinder types, "R" for (R,J,F,T) cylinder types, and "BD" for (BD, BDC, GD, HD) cylinder types following the part number. Not available with the "L" cylinder option (lock less cylinder).			

Classroom Security Function Conversion Kits					
Part Number	Converts		Contents	Conversion Instructions	Price Each
Rose Trim					
38-090	L9070P to L9071P L9076P to L9077P		(1) 30-001-118 Cylinder (2) 36-082-018 Blocking Ring	Add cylinder and 1 blocking ring to inside. Add 1 blocking ring to outside.	\$124.00
38-091	L9070R to L9071R L9076R to L9077R		(1) 30-008 Cylinder (2) 36-082-050 Blocking Ring	Add cylinder and 1 blocking ring to inside. Use 1 blocking ring to replace existing outside blocking ring.	200.00
38-092	L9070BD to L9071BD L9076BD to L9077BD		(1) 80-108 Cylinder (2) 36-082-050 Blocking Ring		124.00
L Escutcheon Trim					
38-093	L9070P to L9071P L9076P to L9077P		(1) 30-001-118 Cylinder (includes Compression Spring and Ring) (1) 36-082-012 Blocking Ring (1) 09-635 Escutcheon	Replace existing inside escutcheon. Add cylinder and compression spring only to inside. Add compression ring only to outside.*	\$279.00
38-094	L9070R to L9071R L9076R to L9077R		(1) 30-008 Cylinder (1) 36-082-012 Blocking Ring (1) 09-635 Escutcheon	Replace existing inside escutcheon. Add cylinder and blocking ring to inside.	279.00
38-095	L9070BD to L9071BD L9076BD to L9077BD		(1) 80-108 Cylinder (1) 09-635 Escutcheon	Replace existing inside escutcheon. Add cylinder to inside.	199.00
* Also add blocking ring to outside of 1 5/8" doors. Use compression spring only on outside of 1 7/8" doors.					
Notes	1) Specify finish and keying. 2) Subject to same discount as L-Series Locks. 3) Use of these kits requires drilling hole in door for inside cylinder.				

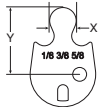
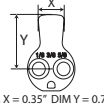
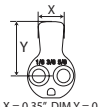
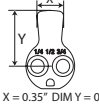
Vandlgard Retrofit Kit - Specify door thickness (1 3/4" - 3 5/8") when ordering

Part Number	Converts		Contents	Conversion Instructions	Note	Price Each
Rose Trim						
39-034	L to LV		(1) L283-200 Mounting Post Pack (1) L583-345 24061897 Catch Retractor (1) L283-147 Retractor Assembly (1) L583-383 Crank Retractor (1) L583-386 Bottom Hub (1) L583-387 Top Hub (1) P515-528 Handing Label (1) P515-683 Instruction Sheet	Please refer to instruction sheet.	For L9080, L9480, L9485 and L9486 functions, add to kit (1) L283-040 Spring Cage.	\$63.80
39-234	L9082 and L9482 to LV9082 and LV9482		(1) L283-200 Mounting Post Pack (1) L583-346 Spacer (1) L583-386 Bottom Hub (1) L583-387 Top Hub (1) P515-528 Handing Label (1) P515-683 Instruction Sheet	Please refer to instruction sheet. For first time users, an instructional video is available.	Add to kit (2) L283-040 Spring Cages	58.50

LM9300 Three-Point Lock Parts

Part Number	Description	List
24358830	LM9300 rodset 6' 8" - 8' 0" doors, 39" centerline	\$2,350.00
24457715	LM9300 rodset 4' 0" - 5' 11" doors, 26" centerline	2,350.00
24457723	LM9300 rodset 3' 1" - 3' 11" doors, 15" centerline	2,350.00
24353625	LM9300 strike package (top and bottom strikes, floor, anchors, screws)	113.00
Note	LM9300 rodsets require specially prepped door from Steelcraft	

Screw Packs													
Available Finishes		605	606	609	612	613	619	622	625	626	629	630	643e
		▪	▪	▪	▪	▪	▪	▪	▪	▪	▪	▪	▪
Part Number	Description	Price Each											
Standard Screw Packs													
C203-736	Lock Case Screws: contains (2) C603-256, #12-24 WMS PFH. Specify 455 Finish.	\$6.60											
C203-736	Strike Screws: Contains: (2) C603-256, #12-24 WMS PFH.												
K110-020	Armor Front Screws: Contains (2) K510-210, #8-32 x 1/4" MS PFH	0.90											
K110-947	Rose Trim Thumbturn screws: Contains: (2) K510-445, #4 x 1/2" POH AB	8.20											
L283-100	Trim Mount Screws & Posts, 1 3/4" door: Contains: (2) L583-066, #8-32 x 1/2" PFH (2) L583-212, 1 3/4" posts. Finish not required.	28.80											
L283-101	L escutcheon thru-bolts, 1 3/4" doors Contains: (2) L583-120	11.50											
L283-154 xx	Part pack for L mortise. Specify finish (xx) Contains: (2) spindles, (2) spindle spring, (2) ferrules, (2) ferrule screws, (2) mounting screws, (2) armor screws, (2) strike screws	45.00											
L583-585	Set screw, SK1 knob / SL1 lever	4.60											
MS = Metal Screw WMS = Wood/Metal Screw PFH = Phillips Flat Head POH = Phillips Oval Head													
Torx® Screw Packs*													
L283-121	Rose trim w/o thumbturn. Contains: (2) armor screws, #8-32 x 1/4" (T-15) (2) strike screws, #12-24 x 1/2" (T-20)	\$22.10											
L283-122	Rose trim w/ thumbturn. Contains: (2) armor screws, #8-32 x 1/4" (T-15) (2) strike screws, #12-24 x 1/2" (T-20) (2) thumbturn screws, #4 x 1/2" (T-8)												
L283-123	L Escutcheon for 1 3/4" doors. Contains: (2) armor screws, #8-32 x 1/4" (T-15) (2) esc. screws, 1/4-28 x 2 1/8" (T-30) (2) strike screws, #12-24 x 1/2" (T-20)												
XL11-848 Ⓜ	N Escutcheon for 1 3/4" doors. Contains: (2) armor screws, #8-32 x 1/4" (T-15) (2) strike screws, #12-24 x 1/2" (T-20) (2) esc. screws, #8-32 x 1 1/2" (T-20)												
*	Torx screw packs furnished with appropriate T-xx installation tool.												
Ⓜ	Extended lead time												
Ordering instructions: Specify part number and finish. Ex: L283-123 626.													
Special Parts													
Available Finishes		605	606	609	612	613	619	622	625	626	629	630	643e
		▪	▪	▪	▪	▪	▪	▪	▪	▪	▪	▪	▪
Part Number	Description	Price Each											
XL11-422	Solid latchbolt (nylon insert) for use with electric strikes. Finish not required. Price listed is adder to lock	\$107.00											
XB11-720	Mortise cylinder turn unit with ADA compliant style thumbturn. Price listed is adder to 09-900, 09-904, 09-905 or 09-907	121.00											
XK10-992	10-072 strike with >2" thru 6" lip. Specify lip length on order	203.00											
XL11-515	1/8" thick lead plate. Specify lock function and door hand on order	507.00											
XL11-634	Blank inside L escutcheon	316.00											
XL11-636	Blank outside L or N escutcheon. Specify L or N on order.	434.00											
XL11-743	Armor front with cutout to receive deadbolt only, for use with L9110, L9175 and L9176 dummy functions	132.00											
XL11-820	Strike, 1 3/16" lip, one hole for latching functions, RH & LHR doors	42.70											
XL11-821	Strike, 1 3/16" lip, one hole for latching functions, LH & RHR doors												

Mortise Cylinders																						
Available Finishes											605	606	609	612	613	619	622	625	626	629	630	643e
Cam	Description	Cylinder Mechanism	Complete Cylinder	Price Each																		
				Open	Restricted																	
L583-474 For cyl. length 1 1/8", 1 3/8", 1 5/8"  Dim. X = .261 Y = .644	Cylinder Only: L & N Escutcheons	Standard	30-021	\$74.00	\$91.50																	
		Primus Controlled Access	20-793	153.00																		
		Primus XP Controlled Access	20-793-XP																			
		Primus UL437	20-593	186.00																		
		Primus XP UL437	20-593-XP																			
	Hotel Function (Standard)	30-022 [®]	117.00	134.50																		
	L583-475 For cyl. length 1 1/4", 1 1/2", 1 3/4"  Dim. X = .261 Y = .644	Cylinder With Compression Ring & Spring: Rose Trim	Standard	30-001	85.00	102.50																
			Everest 29 SL (R/B Keyways only)	91-062	163.00																	
			Primus Controlled Access	20-787																		
			Primus XP Controlled Access	20-787-XP	\$163.00																	
			Everest 29 SL Primus XP (R/B Keyways only)	91-757-XP																		
			Primus UL437	20-587	195.00																	
			Primus XP UL437	20-587-XP																		
			Primus Lockout	20-717	220.00																	
Primus XP Lockout			20-717-XP																			
Primus UL437 Lockout			20-517	237.00																		
Primus XP UL437 Lockout			20-517-XP																			
Hotel Function (Standard)			30-002 [®]	123.00	140.50																	
Schlage L9060 Outside and Other Straight Cam Applications																						
L583-476 For cyl. length 1 1/8", 1 3/8", 1 5/8"  DIM X = 0.35" DIM Y = 0.72"	Cylinder Only: L & N Escutcheons	Standard	26-021	\$74.00	\$91.50																	
		Everest 29 SL (R/B Keyways only)	91-059	153.00																		
		Primus Controlled Access	20-701																			
		Primus XP Controlled Access	20-701-XP	186.00																		
		Primus XP Everest 29 SL (R/B Keyways only)	91-759-XP																			
		Primus UL437	20-501	186.00																		
	Primus XP UL437	20-501-XP																				
	L583-477 For cyl. length 1 1/4", 1 1/2", 1 3/4"  DIM X = 0.35" DIM Y = 0.72"	Cylinder With Compression Ring & Spring: Rose Trim	Standard	20-001	85.00	102.50																
			Everest 29 SL (R/B Keyways only)	91-051	163.00																	
			Primus Controlled Access	20-700																		
Primus XP Controlled Access			20-700-XP	186.00																		
Primus XP Everest 29 SL (R/B Keyways only)			91-751-XP																			
Primus UL437			20-500	195.00																		
Primus XP UL437			20-500-XP																			
Primus Lockout			20-715	220.00																		
Primus XP Lockout	20-715-XP																					
Notes:	Prices apply to 1 1/8", 1 1/4" and 1 3/8". For 1 1/2", 1 5/8" and 1 3/4" add \$45.30. See Special Cylinders for 2" - 5" long cylinders.																					
	1 1/8" (Dim = 118) cylinders are furnished unless otherwise specified. Cylinder lengths depend on function, trim and door thickness. See page CYL-36 for required dimension.																					
	SL cylinders available in 1 1/8" and 1 1/4" lengths only																					

MORTISE

L-45

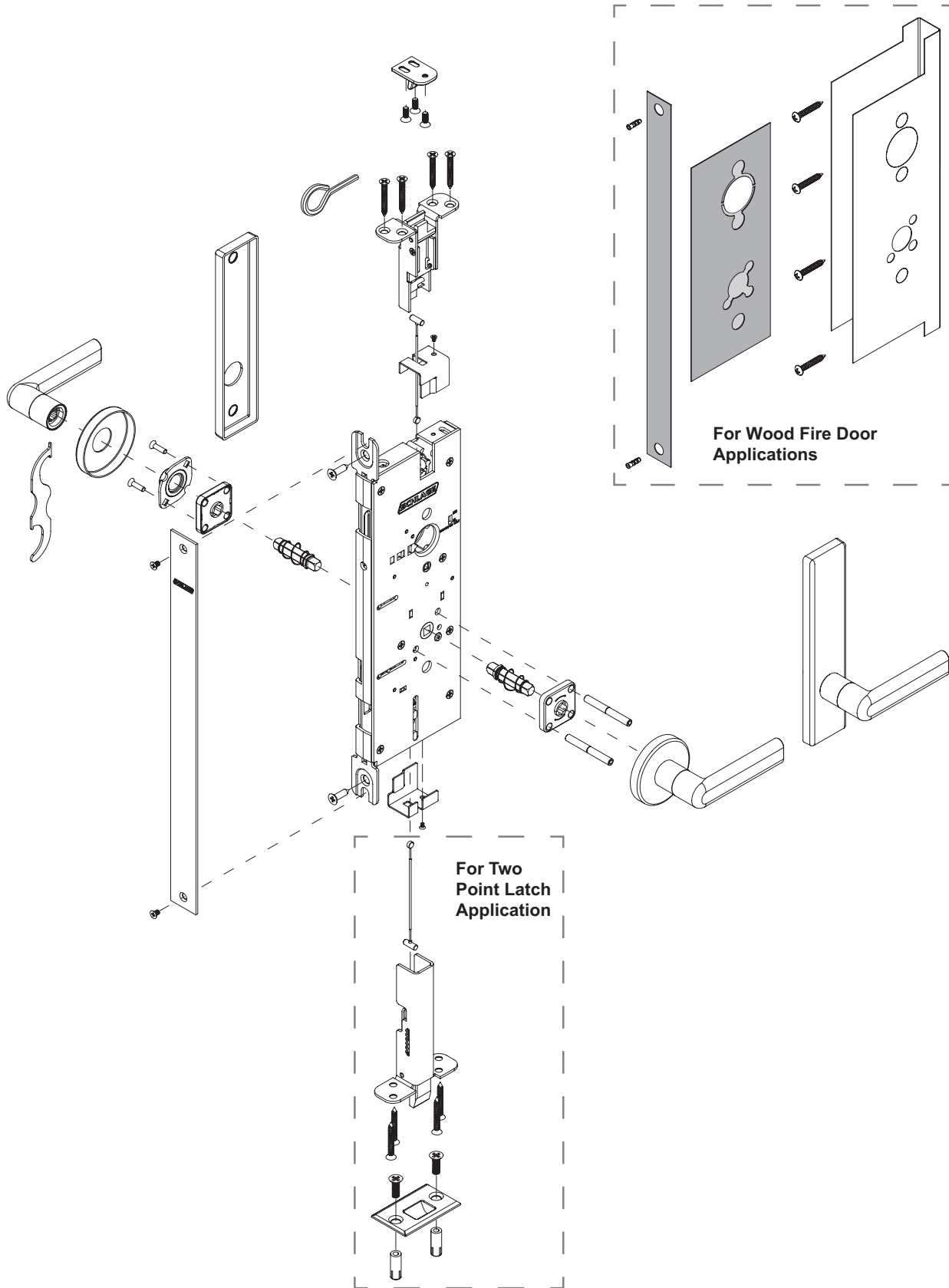
MORTISE

L-46

Allegion Connect Harnesses - Prices listed are net, discounting does not apply		
Part Number	Description	Price Each
Harnesses with Molex Connectors on both ends (for use with Hollow Metal Doors)		
CON-6	6" Wire Harness (internal p/n 106190-00)	\$10.50
CON-12	12" Wire Harness (internal p/n 106191-00)	14.00
CON-26	26" Wire Harness (internal p/n 106192-00)	15.80
CON-32	32" Wire Harness (internal p/n 106193-00)	16.90
CON-38	38" Wire Harness (internal p/n 106194-00)	18.50
CON-44	44" Wire Harness (internal p/n 106195-00)	18.00
CON-50	50" Wire Harness (internal p/n 106196-00)	18.50
CON-192	192" Wire Harness (internal p/n 106197-00)	44.20
Harnesses with Molex Connector on one end, crimped pins on other w/ attachable Molex connector (for use with Wood Doors)		
CON-6P	6" Wire Harness (internal p/n 106201-00)	\$13.40
CON-12P	12" Wire Harness (internal p/n 106202-00)	16.90
CON-26P	26" Wire Harness (internal p/n 106203-00)	18.50
CON-32P	32" Wire Harness (internal p/n 106204-00)	19.80
CON-38P	38" Wire Harness (internal p/n 106205-00)	20.30
CON-44P	44" Wire Harness (internal p/n 106206-00)	20.90
CON-50P	50" Wire Harness (internal p/n 106207-00)	21.50
CON-192P	192" Wire Harness (internal p/n 106208-00)	46.50
Harness with Molex Connector on one end, stripped leads on other (for connection to power supply)		
CON-6W	6" extension to power supply (internal p/n 106210-00)	\$13.40
Service Kit		
CON-KIT	Connector Service Kit (internal p/n 050823-00-00) contains: -100 each male & female terminals -10 each 4-pin and 8-pin male connectors -10 each 4-pin and 8-pin female connectors - 1 extraction tool"	\$111.00

LM9200 · Series

Concealed two-point latching system for wood or hollow metal doors



MULTIPOINT

LM9200-1

NOTE: LM9200 series requires unique factory-prepped doors; please contact sales representative for list of compatible door manufacturers.

LM9200 - Series

Ordering Procedures

To order Schlage products, descriptive data should be in the sequence as shown below.

Line Item	Qty	Product	Outside		Inside		Hand	Latch	Strike	Dr Thk	Ext	DIM	Additional Details
			DES	FIN	DES	FIN							
1	1	LM9250P	06A	626	17B	643e	RH	LBL	-	134	-	7'0"	KA

Line Item: Line item number

Qty: Quantity

Product: Product function + cylinder code. No suffix is required for non-firerated wood or hollow metal doors; use 'F' suffix for firerated wood doors and 'M' suffix for firerated hollow metal doors.

Outside Des: Outside lever design + rose/escutcheon code

Outside Fin: Outside finish

Inside Des: Inside lever design + rose/escutcheon code; specify only if different from outside

Inside Fin: Inside finish; specify only if different from outside

Hand: Hand of door (LH, LR, RH, RR)

Latch: specify LBL (Less Bottom Latch) if top-latch only solution desired

Strike: Not applicable; product ships with standard strikes only

Dr Thk: Door Thickness; leave blank for standard thickness (1 3/4") or specify if non standard. Example: 200 = 2", 214 = 2 1/4"

Ext: Extension, enter one of the following when door thickness 2" or greater are specified: EE = Extended Equally, EI = Extended Inside, EO = Extended Outside

Dim: Height of door (6'8"-10'0" for non-fire rated openings, 6'8"-8'0" for fire rated openings)

Additional Details: Enter additional detail for keying information or special requirements

Common Pricing Information

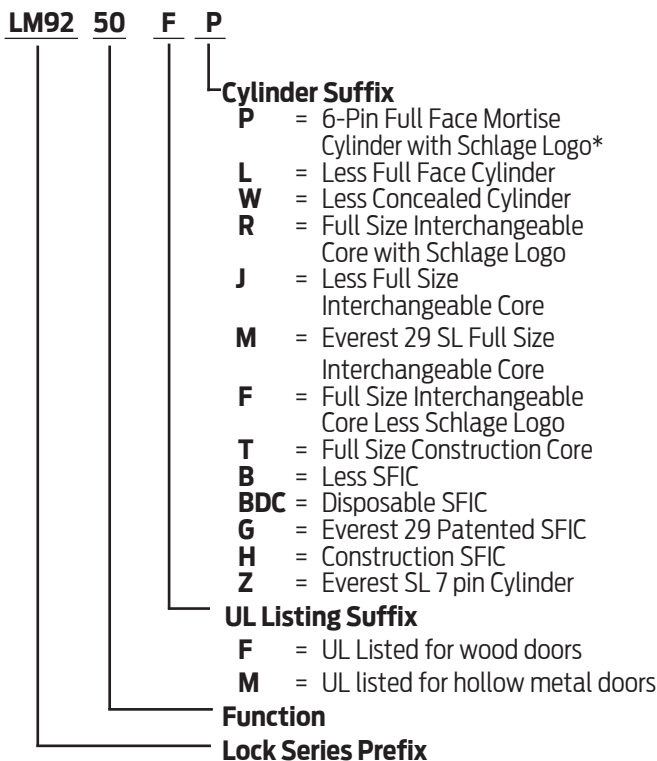
1.	Locks are furnished with standard features unless otherwise specified.
2.	Door thickness is 1 3/4" unless otherwise specified.
3.	Split finishes and designs will be priced at the highest list price of the design and/or finish.
4.	⌚ denotes a lock or part that requires an extended lead time.
5.	👤 denotes a handed product and requires handing to be specified.
6.	For all restricted keyways (Everest D, Everest 29 T, Quad, Numbered, Reversed) add \$17.50. This does not apply to Primus cylinders. See Terms and Conditions for ordering information and requirements.
7.	Locks, keys and cylinders containing restricted keyways require additional documentation to order. Please see Terms and Conditions for the specific requirements.
8.	Keyway must be specified for keyed functions and cylinders. If not specified, default keyway will be S123 for KA, KD and 0-bitted product and S145 for Factory managed masterkey systems.
9.	Multiple keying options are available. Locks and cylinders are furnished KD unless otherwise specified or excepted by notation.
10.	Control Keys for permanent and construction cores are not included with the lock or cylinder and must be ordered separately.
11.	Locks specified C keyway and KD will receive 6 pin cylinders keyed 5 pin with 5 pin keys. Locks specified 0-bitted will receive 6 pin cylinders with 6 pin keys.
12.	Full Size Interchangeable Cores (FSIC) are furnished 1-bitted unless otherwise specified. If 0-bitted is selected, the order will be entered as 1-bitted. This does not apply to FSIC Primus® cores.
13.	Conventional standard pinned cylinders, Primus cylinders (conventional and FSIC) can be supplied 0-bitted. If 1-bitted is selected, the order will be entered as 0-bitted.
14.	Available plug face finishes are 606 and 626. For brass or bronze finish colors, the plug face finish is 606. For chrome, nickel or stainless steel finish colors, the plug face finish is 626.
15.	Locks and cylinders will be furnished with 2 keys each as standard. Additional keys will be charge at the additional cut keys charge appropriate for the cylinder/key type

Table of Contents

Functions	LM-4
Complete Locks	LM-6
Standard Lever Collection A, B or C Rose Trim	LM-6
Standard Lever Collection Escutcheon Trim	LM-8
M Lever Collection A, B or C Rose Trim	LM-10
M Lever Collection Escutcheon Trim	LM-12
Options	LM-14
Cylinder Options	LM-14
Locks Less Components	LM-15
Non-Standard Door Thickness	LM-15
Indicators (for Sectional (rose) or N Escutcheon Trim)	LM-16
Tactile Warning	LM-16
ADA Thumbturn	LM-16
Lever Trak	LM-16
Anti-Microbial Coating	LM-16
Parts	LM-17
Levers & Knobs, Roses, Escutcheons	LM-17
Outside Lever/Knob Assemblies	LM-18
Armor Fronts & Strikes	LM-18
Buttons, Thumbturns, Coin Turns, Cylinder Turns	LM-19
Occupancy Indicators	LM-19
Thru-Bolts	LM-20
Mounting Posts	LM-20
Springs & Spindles	LM-20
Lock Cases	LM-21
Latch Kits	LM-21
Strikes	LM-21
Cables	LM-21
Fire Rated Components	LM-21
Miscellaneous Parts	LM-22
Mortise Cylinders	LM-23
Allegion Connect Harnesses	LM-24
Complete Cylinders	See Cylinders Section
How To Order	Forms & Examples

BAA/ARRA
Contact your local RSO or
Sales Rep. for ordering details

Product Identification



SFIC = Small Format (Best® Style) Interchangeable Core

Finish Codes and Descriptions

Code		Description
605	(US 3)	Bright Brass
606	(US 4)	Satin Brass
609	(US 5)	Antique Brass
612	(US10)	Satin Bronze
613	(US10B)	Oil Rubbed Bronze
619	(US 15)	Satin Nickel
622	(US19)	Matte Black
625	(US 26)	Bright Chromium Plated
626	(US 26D)	Satin Chromium Plated
626AM	▲	Antimicrobial Coating on Satin Chromium
629	(US 32)	Bright Stainless Steel
630	(US 32D)	Satin Stainless Steel
630AM	▲	Antimicrobial Coating on Satin Stainless Steel
643e	(US 11)	Aged Bronze

Standard Features

Certifications	Wood door applications: available UL listed for 60 minute fire door with two point latch or 20 minute fire door with top latch only. (Does not meet Canada UL 20-minute wood door requirement)
	Hollow metal door applications: available UL listed for 90 minute fire door with two point latch, one point latch, or double egress with astragal.
Case Size	4 7/16" x 12 3/8" x 1"
Armor Front	1 1/4" x 15 7/8"
Backset	2 3/4"
Cylinder	6-Pin solid brass, keyed 6-pin, S123 keyway, keyed different
Door Range	1 3/4"
Keys	Two nickel silver cut keys per lock, 6 pin, S123 section



NOTE: LM9200 only available in US and Canada

LM9200 - Series Functions

Mechanical Functions

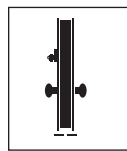
LM9210



Passage Lock

Latches retracted by lever from either side at all times. Inside lever always free for immediate egress.

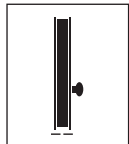
LM9270



Classroom Lock

Latches retracted by lever from either side unless outside is made inoperative by key outside. Outside lever remains locked until unlocked by key. Inside lever always free for immediate egress.

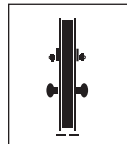
LM9225



Exit Lock

Latches retracted by lever from inside at all times. No trim on outside. Not available escutcheon trim.

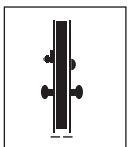
LM9271



Classroom Security Lock

Latches retracted by lever from either side unless outside is made inoperative by key from either side. Outside lever remains locked until unlocked by key either side. Inside lever always free for immediate egress.

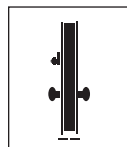
LM9250



Office/Entry Lock

Latches retracted by lever from either side unless outside is made inoperative by key outside or by turning inside thumbturn. Outside lever remains locked until thumbturn is returned to vertical or unlocked by key. Inside lever always free for immediate egress.

LM9280



Storeroom Lock

Latches retracted by outside lever after key inserted and turned 280° or by inside lever. Inside lever always free for immediate egress. Specify handing on order.

LM9256




Office/Entry with automatic unlocking

Latches retracted by lever from either side unless outside is made inoperative by key outside or by turning inside thumbturn. Outside lever remains locked until thumbturn is returned to vertical, unlocked by key, or rotating inside lever. Inside lever always free for immediate egress.

All electrified locks feature automatic detection and operation with 12 or 24V DC, and a case-mounted switch that allows customer selection of EL (fail safe) or EU (fail secure) operation. Please specify lock function as EL or EU for default switch position. Locks also come standard with Allegion Connect moxex connector with 3" lead. Allegion Connect is a moxex connector system that allows rapid installation of lock when used with Allegion connect harnesses (see last page of this section of pricebook) and Allegion connect Hinges (see Ives pricebook). For more information speak to your sales representative. The moxex connector can also be cut off so that the lock can be installed with traditional splicing. Request to Exit (RX) is not an available option for the LM9200 series.

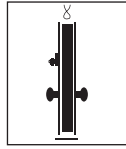
**LM9290EL
LM9290EU**



Electrically locking/unlocking outside lever, no cylinder

Outside lever continuously locked (EL) or unlocked (EU) by 12 or 24V DC. EL is fail safe (power failure allows outside lever to retract latchbolt); EU is fail secure (power failure locks outside lever). Inside lever always free for immediate egress.


**LM9293EL
LM9293EU**



Electrically locking/unlocking both levers, Outside cylinder

Inside and outside lever continuously locked (EL) or unlocked (EU) by 12 or 24V DC. Latchbolt retracted by key outside. EL is fail safe (power failure allows either lever to retract latchbolt); EU is fail secure (power failure locks both levers).

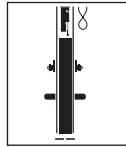
**LM9291EL
LM9291EU**



Electrically locking/unlocking both levers, no cylinder

Inside and outside lever continuously locked (EL) or unlocked (EU) by 12 or 24V DC. EL is fail safe (power failure allows either lever to retract latchbolt); EU is fail secure (power failure locks both levers).


**LM9294EL
LM9294EU**



Electrified outside levers lock two-point latch (inside and outside cylinder)

Electrically locking/unlocking outside lever only. Latchbolt(s) retracted by outside key and lever, by electrically unlocking door, and by outside lever when electrically unlocking or anytime by inside lever. Inside lever is always free for immediate egress. Requires doors specifically designed for two-point latch system.

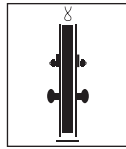
**LM9292EL
LM9292EU**



Electrically locking/unlocking outside lever, Outside cylinder

Outside lever continuously locked (EL) or unlocked (EU) by 12 or 24V DC. Latchbolt retracted by key outside or lever inside. EL is fail safe (power failure allows outside lever to retract latchbolt); EU is fail secure (power failure locks outside lever). Inside lever always free for immediate egress.

**LM9295EL
LM9295EU**



Electrically locking/unlocking both levers, Inside and outside cylinder

Inside and outside lever continuously locked (EL) or unlocked (EU) by 12 or 24V DC. Latchbolt retracted by key inside or outside. EL is fail safe (power failure allows either lever to retract latchbolt); EU is fail secure (power failure locks both levers).

Cast or Forged Lever Designs with Wrought Roses

<p>01</p>	<p>02</p>	<p>03</p>	<p>05</p>
<p>06</p> <p>Not available with C Rose</p>	<p>07</p>	<p>12</p> <p>specify hand</p>	<p>17</p>
<p>18</p>	<p>LAT</p>	<p>LON</p>	<p>OME</p>
<p>Accent (ACC)</p> <p>specify hand</p>	<p>Asti (AST)</p> <p>specify hand</p>	<p>Merano (MER)</p> <p>specify hand</p>	

Note: Above images shown with A Rose. (except for ligature resistant trim)

Wrought Rose Designs

<p>A</p> <p>2 1/8" (54 mm) diameter</p>	<p>B</p> <p>2 9/16" (65mm) diameter</p>	<p>C (not available 612 or 613 finish)</p> <p>2 5/8" (66mm) diameter</p>	<p>AVA (ACC lever only)</p> <p>2 5/8" (66mm) diameter</p>	<p>MER (MER lever only)</p> <p>2 5/8" (66mm) diameter</p>
--	--	---	--	--

LM9200 (A, B or C Rose Trim) - Standard Collection levers						
Function	Description	Lever Designs				
		03	06 07 12 17 OME	03 06 07 12 17 OME		
		⚙: 01, 02, 05, 18, LAT*, LON* ACC ⬆, AST ⬆, MER ⬆ * Not available 612, 613 † Not available 629, 630				
		Finishes				
		626	626	605 606 609 612 619 622 625 643e	613 629 630	Adjustment for Less Bottom Latch (LBL option code)
FOR NON FIRERATED WOOD AND HOLLOW METAL DOORS (6'8" - 10'0" door range, specify height on order)						
Keyless Functions						
LM9210	Passage					
LM9225	Exit	\$2,971	\$3,081	\$3,093	\$3,111	-119
LM9290EL or EU	Electrified lock, no cylinders, outside lever locks					
LM9291EL or EU	Electrified lock, no cylinders, both levers locks	3,347	3,457	3,469	3,487	
Keyed Single Cylinder Functions						
LM9250P	Office/Entry	\$3,142	3,252	\$3,264	\$3,282	-119
LM9256P	Office/Entry w/Automatic Unlocking	3,211	3,321	3,333	3,351	
LM9270P	Classroom					
LM9280P	Storeroom (specify handing on order)	3,142	3,252	3,264	3,282	
LM9292ELP or EUP	Electrified lock, outside cylinder, outside lever locks					
LM9293EPL or EUP	Electrified lock, outside cylinder, both levers lock	3,627	3,737	3,749	3,767	
Keyed Double Cylinder Functions						
LM9271	Classroom Security	\$3,218	\$3,328	\$3,340	\$3,358	-119
LM9293ELP or EUP	Electrified lock, inside and outside cylinders, both levers lock	3,503	3,613	3,625	3,643	
FOR UL FIRERATED WOOD DOORS (6'8" - 8'0" door range, specify height on order)						
Keyless Functions						
LM9210F	Passage					
LM9225F	Exit	\$3,121	\$3,231	\$3,243	\$3,261	-119
LM9290FEL or EU	Electrified lock, no cylinders, outside lever locks					
LM9291FEL or EU	Electrified lock, no cylinders, both levers locks	3,497	3,607	3,619	3,637	
Keyed Single Cylinder Functions						
LM9250FP	Office/Entry	\$3,292	\$3,402	\$3,414	\$3,432	-119
LM9256FP	Office/Entry w/Automatic Unlocking	3,361	3,471	3,483	3,501	
LM9270FP	Classroom					
LM9280FP	Storeroom (specify handing on order)	3,292	3,402	3,414	3,432	
LM9292FELP or EUP	Electrified lock, outside cylinder, outside lever locks					
LM9293FELP or EUP	Electrified lock, outside cylinder, both levers lock	3,777	3,887	3,899	3,917	
Keyed Double Cylinder Functions						
LM9271FP	Classroom Security	\$3,368	\$3,478	\$3,490	\$3,508	-119
LM9295FEPL or EUP	Electrified lock, inside and outside cylinders, both levers lock	3,653	3,763	3,775	3,793	
FOR UL FIRERATED HOLLOW METAL DOORS (6'8" to 8'0" door range; specify height on order)						
Keyless Functions						
LM9210M	Passage					
LM9225M	Exit	\$2,971	\$3,081	\$3,093	\$3,111	-119
LM9290MEL or EU	Electrified lock, no cylinders, outside lever locks					
LM9291MEL or EU	Electrified lock, no cylinders, both levers locks	3,347	3,457	3,469	3,487	
Keyed Single Cylinder Functions						
LM9250MP	Office/Entry	\$3,142	\$3,252	\$3,264	\$3,282	-119
LM9256MP	Office/Entry w/Automatic Unlocking	3,211	3,321	3,333	3,351	
LM9270MP	Classroom					
LM9280MP	Storeroom (specify handing on order)	3,142	3,252	3,264	3,282	
LM9292MELP or EUP	Electrified lock, outside cylinder, outside lever locks					
LM9293MELP or EUP	Electrified lock, outside cylinder, both levers lock	3,627	3,737	3,749	3,767	
Keyed Double Cylinder Functions						
LM9271MP	Classroom Security	\$3,218	\$3,328	\$3,340	\$3,358	-119
LM9294MELP or EUP	Electrified lock, inside and outside cylinders, outside lever locks					
LM9295MELP or EUP	Electrified lock, inside and outside cylinders, both levers lock	3,503	3,613	3,625	3,643	

Cast or Forged Lever Designs with Cast, Forged, or Wrought Escutcheons

MULTIPOINT

LM9200-8

<p>01</p>	<p>02</p>	<p>03</p> <p>specify hand</p>	<p>05</p>
<p>06</p>	<p>07</p>	<p>12</p> <p>specify hand</p>	<p>17</p>
<p>18</p>	<p>LAT</p>	<p>LON</p>	<p>OME</p>
<p>Accent (ACC)</p> <p>specify hand</p>	<p>Asti (AST)</p> <p>specify hand</p>	<p>Merano (MER)</p> <p>specify hand</p>	

Note: Above images shown with L Escutcheon.

Cast/Forged (L) or Wrought (N)

<p>L</p> <p>Dimensions: 7 15/16" x 1 3/4" x 7/16" (202mm x 44mm x 11mm)</p>	<p>N</p> <p>Dimensions: 7 7/8" x 2 1/2" x 7/16" (200mm x 64mm x 11mm)</p>
--	--

LM9200 (L or N Escutcheon) - Standard Collection levers					
Function	Description	Lever Designs			
		03 06 07 12 17 OME	03 06 07 12 17 OME		
		☒: 01, 02, 05, 18, LAT*, LON* ACC☒†, AST☒†, MER☒† * Not Available 612, 613 † Not available 629, 630			
		Finishes			
		626	605 606 609 612 619 622 625 643e	613 629 630	Adjustment for Less Bottom Latch (LBL option code)
FOR NON FIRERATED WOOD AND HOLLOW METAL DOORS (6'8" to 10'0" door range; specify height on order)					
Keyless Functions					
LM9210	Passage	\$3,108	\$3,120	\$3,138	-119
LM9290EL or EU	Electrified lock, no cylinders, outside lever locks	3,484	3,496	3,514	
LM9291EL or EU	Electrified lock, no cylinders, both levers locks				
Keyed Single Cylinder Functions					
LM9250P	Office/Entry	\$3,279	\$3,291	\$3,309	-119
LM9256P	Office/Entry w/Automatic Unlocking	3,348	3,360	3,378	
LM9270P	Classroom	3,279	3,291	3,309	
LM9280P	Storeroom				
LM9292ELP or EUP	Electrified lock, outside cylinder, outside lever locks	3,764	3,776	3,794	
LM9293ELP or EUP	Electrified lock, outside cylinder, both levers lock				
Keyed Double Cylinder Functions					
LM9271P	Classroom Security	\$3,355	\$3,367	\$3,385	-119
LM9295ELP or EUP	Electrified lock, inside and outside cylinders, both levers lock	3,640	3,652	3,670	
FOR UL FIRERATED WOOD DOORS (6'8" - 8'0" door range; specify height on order)					
Keyless Functions					
LM9210F	Passage	\$3,258	\$3,270	\$3,288	-119
LM9290FEL or EU	Electrified lock, no cylinders, outside lever locks	3,634	3,646	3,664	
LM9291FEL or EU	Electrified lock, no cylinders, both levers locks				
Keyed Single Cylinder Functions					
LM9250FP	Office/Entry	\$3,429	\$3,441	\$3,459	-119
LM9256FP	Office/Entry w/Automatic Unlocking	3,498	3,510	3,528	
LM9270FP	Classroom	3,429	3,441	3,459	
LM9280FP	Storeroom				
LM9292FELP or EUP	Electrified lock, outside cylinder, outside lever locks	3,914	3,926	3,944	
LM9293FELP or EUP	Electrified lock, outside cylinder, both levers lock				
Keyed Double Cylinder Functions					
LM9271FP	Classroom Security	\$3,505	\$3,517	\$3,535	-119
LM9295FELP or EUP	Electrified lock, inside and outside cylinders, both levers lock	3,790	3,802	3,820	
FOR UL FIRERATED HOLLOW METAL DOORS (6'8" to 8'0" door range; specify height on order)					
Keyless Functions					
LM9210M	Passage	\$3,108	\$3,120	\$3,138	-119
LM9290MEL or EU	Electrified lock, no cylinders, outside lever locks	3,484	3,496	3,514	
LM9291MEL or EU	Electrified lock, no cylinders, both levers locks				
Keyed Single Cylinder Functions					
LM9250MP	Office/Entry	\$3,279	\$3,291	\$3,309	-119
LM9256MP	Office/Entry w/Automatic Unlocking	3,348	3,360	3,378	
LM9270MP	Classroom	3,279	3,291	3,309	
LM9280MP	Storeroom				
LM9292MELP or EUP	Electrified lock, outside cylinder, outside lever locks	3,764	3,776	3,794	
LM9293MELP or EUP	Electrified lock, outside cylinder, both levers lock				
Keyed Double Cylinder Functions					
LM9271MP	Classroom Security	\$3,355	\$3,367	\$3,385	-119
LM9294MELP or EUP	Electrified lock, inside and outside cylinders, outside lever locks	3,640	3,652	3,670	
LM9295MELP or EUP	Electrified lock, inside and outside cylinders, both levers lock				

Cast or Forged Lever Designs with Wrought Roses

MULTIPOINT

LM9200-10

<p>M51</p>	<p>M52</p>	<p>M53</p>
<p>M54</p>	<p>M55</p>	<p>M56</p>
<p>M57</p>	<p>M61</p>	<p>M62</p>
<p>M63</p>	<p>M81</p>	<p>M82</p>
<p>M83</p>	<p>M84</p>	<p>M85</p>
<p>ME1</p>	<p>ME2</p>	<p>ME3</p>

Wrought Rose Designs

<p>A</p>	<p>B</p>	<p>C (not available 612 or 613 finish)</p>
-----------------	-----------------	---

Note: Above images shown with A Rose.

LM9200 (A, B or C Rose Trim) - M Collection levers

Function	Description	Lever Designs	
		Standard Lead-time: M51, M52, M81	
		☒: M53, M54, M55, M56, M57†, M61☒, M62☒†, M63☒, M82, M83, M84, M85, ME1☒, ME2☒, ME3 † Available 629 and 630 only	
		Finishes	
		605 606 609 619 622 625 626 629 630 643e	Adjustment for Less Bottom Latch (LBL option code)

FOR NON FIRERATED WOOD AND HOLLOW METAL DOORS (6'8" to 10'0" door range; specify height on order)

Keyless Functions			
LM9210	Passage	\$3,111	-119
LM9225	Exit		
LM9290EL or EU	Electrified lock, no cylinders, outside lever locks	3,487	
LM9291EL or EU	Electrified lock, no cylinders, both levers locks		
Keyed Single Cylinder Functions			
LM9250P	Office/Entry	\$3,282	-119
LM9256P	Office/Entry w/Automatic Unlocking	3,351	
LM9270P	Classroom	3,282	
LM9280P	Storeroom		
LM9292ELP or EUP	Electrified lock, outside cylinder, outside lever locks	3,767	
LM9293ELP or EUP	Electrified lock, outside cylinder, both levers lock		
Keyed Double Cylinder Functions			
LM9271P	Classroom Security	\$3,358	-119
LM9295ELP or EUP	Electrified lock, inside and outside cylinders, both levers lock	3,643	

FOR UL FIRERATED WOOD DOORS (6'8" to 8'0" door range; specify height on order)

Keyless Functions			
LM9210F	Passage	\$3,261	-119
LM9225F	Exit		
LM9290FEL or EU	Electrified lock, no cylinders, outside lever locks	3,637	
LM9291FEL or EU	Electrified lock, no cylinders, both levers locks		
Keyed Single Cylinder Functions			
LM9250FP	Office/Entry	\$3,432	-119
LM9256FP	Office/Entry w/Automatic Unlocking	3,501	
LM9270FP	Classroom	3,432	
LM9280FP	Storeroom		
LM9292FELP or EUP	Electrified lock, outside cylinder, outside lever locks	3,917	
LM9293FELP or EUP	Electrified lock, outside cylinder, both levers lock		
Keyed Double Cylinder Functions			
LM9271FP	Classroom Security	\$3,508	-119
LM9295FELP or EUP	Electrified lock, inside and outside cylinders, both levers lock	3,793	

FOR UL FIRERATED HOLLOW METAL DOORS (6'8" to 8'0" door range; specify height on order)

Keyless Functions			
LM9210M	Passage	\$3,111	-119
LM9225M	Exit		
LM9290MEL or EU	Electrified lock, no cylinders, outside lever locks	3,487	
LM9291MEL or EU	Electrified lock, no cylinders, both levers locks		
Keyed Single Cylinder Functions			
LM9250MP	Office/Entry	\$3,282	-119
LM9256MP	Office/Entry w/Automatic Unlocking	3,351	
LM9270MP	Classroom	3,282	
LM9280MP	Storeroom		
LM9292MELP or EUP	Electrified lock, outside cylinder, outside lever locks	3,767	
LM9293MELP or EUP	Electrified lock, outside cylinder, both levers lock		
Keyed Double Cylinder Functions			
LM9271MP	Classroom Security	\$3,358	-119
LM9294MELP or EUP	Electrified lock, inside and outside cylinders, outside lever locks	3,643	
LM9295MELP or EUP	Electrified lock, inside and outside cylinders, both levers lock		

Cast or Forged Lever Designs with Cast, Forged, or Wrought Escutcheons

MULTIPOINT

LM9200-12

M51 	M52 	M53
M54 	M55 	M56
M57 	M61 	M62
M63 	M81 	M82
M83 	M84 	M85
ME1 	ME2 	ME3

Note: Above images shown with L escutcheon.

Cast/Forged (L) or Wrought (N)

L

Dimensions:
 $7\frac{15}{16}'' \times 1\frac{3}{4}'' \times \frac{7}{16}''$
 (202mm x 44mm x 11mm)

N

Dimensions:
 $7\frac{7}{8}'' \times 2\frac{1}{2}'' \times \frac{7}{16}''$
 (200mm x 64mm x 11mm)

LM9200 (L or N Escutcheon) - M Collection levers			
Function	Description	Lever Designs	
		Standard Lead-time: M51, M52, M81	
		☒: M53, M54, M55, M56, M57†, M61☒, M62☒†, M63☒, M82, M83, M84, M85, ME1☒, ME2☒, ME3 † Available 629 and 630 only	
		Finishes	
		605 606 609 619 622 625 626 629 630 643e	Adjustment for Less Bottom Latch (LBL option code)
FOR NON FIRERATED WOOD AND HOLLOW METAL DOORS (6'8" to 10'0" door range; specify height on order)			
Keyless Functions			
LM9210	Passage	\$3,138	-119
LM9290EL or EU	Electrified lock, no cylinders, outside lever locks	3,514	
LM9291EL or EU	Electrified lock, no cylinders, both levers locks		
Keyed Single Cylinder Functions			
LM9250P	Office/Entry	\$3,309	-119
LM9256P	Office/Entry w/Automatic Unlocking	3,378	
LM9270P	Classroom	3,309	
LM9280P	Storeroom		
LM9292ELP or EUP	Electrified lock, outside cylinder, outside lever locks	3,794	
LM9293ELP or EUP	Electrified lock, outside cylinder, both levers lock		
Keyed Double Cylinder Functions			
LM9271P	Classroom Security	\$3,385	-119
LM9295ELP or EUP	Electrified lock, inside and outside cylinders, both levers lock	3,670	
FOR UL FIRERATED WOOD DOORS (6'8" to 8'0" door range; specify height on order)			
Keyless Functions			
LM9210F	Passage	\$3,288	-119
LM9290FEL or EU	Electrified lock, no cylinders, outside lever locks	3,664	
LM9291FEL or EU	Electrified lock, no cylinders, both levers locks		
Keyed Single Cylinder Functions			
LM9250FP	Office/Entry	\$3,459	-119
LM9256FP	Office/Entry w/Automatic Unlocking	3,528	
LM9270FP	Classroom	3,459	
LM9280FP	Storeroom		
LM9292FELP or EUP	Electrified lock, outside cylinder, outside lever locks	3,641	
LM9293FELP or EUP	Electrified lock, outside cylinder, both levers lock		
Keyed Double Cylinder Functions			
LM9271FP	Classroom Security	\$3,535	-119
LM9295FELP or EUP	Electrified lock, inside and outside cylinders, both levers lock	3,820	
FOR UL FIRERATED HOLLOW METAL DOORS (6'8" to 8'0" door range; specify height on order)			
Keyless Functions			
LM9210M	Passage	\$3,138	-119
LM9290MEL or EU	Electrified lock, no cylinders, outside lever locks	3,514	
LM9291MEL or EU	Electrified lock, no cylinders, both levers locks		
Keyed Single Cylinder Functions			
LM9250MP	Office/Entry	\$3,309	-119
LM9256MP	Office/Entry w/Automatic Unlocking	3,378	
LM9270MP	Classroom	3,309	
LM9280MP	Storeroom		
LM9292MELP or EUP	Electrified lock, outside cylinder, outside lever locks	3,794	
LM9293MELP or EUP	Electrified lock, outside cylinder, both levers lock		
Keyed Double Cylinder Functions			
LM9271MP	Classroom Security	\$3,385	-119
LM9294MELP or EUP	Electrified lock, inside and outside cylinders, outside lever locks	3,670	
LM9295MELP or EUP	Electrified lock, inside and outside cylinders, both levers lock		

MULTIPOINT

LM9200-14

Cylinder Adjustments

Specify	Description	Lock Price Adjustment (per cylinder)
Concealed Cylinder (L Escutcheon only)		
C Suffix	Concealed cylinder for L escutcheon	\$26.00
Full Size Interchangeable Core (FSIC)		
R Suffix	Full size core (furnished 1-bitted w/ two 6-pin keys unless otherwise specified)	\$73.00
J Suffix	Less full size core	N/C
Full Size Construction Core		
T Suffix	Full size construction core (assessed handling charge 50-231 per core)	\$73.00
Small Format Interchangeable Core (SFIC) (Not available with Hotel Functions L9485 or L9486)		
GD Suffix	Everest patented core (specify key symbol; see Terms & Conditions for more details)	\$84.00
BD Suffix	Less small format core	N/C
Small Format Construction Core & Disposable Core		
HD Suffix	Small format construction core (assessed handling charge 50-231 per core)	\$44.00
BDC Suffix	Small format disposable core	N/C
Construction Core Handling Charge		
50-231	Handling charge for construction core (assessed per core, non-refundable)	\$10.40
Notes	Control keys are not furnished with locks and must be purchased separately. See Keys & Keying . Interchangeable cores are not available with concealed cylinders.	
Ordering instructions: Add suffix to lock function. Ex: LM9250J (LM9250 function less full size core)		

Primus / Primus XP - available through specific channels based on security levels. See Terms & Conditions for details.

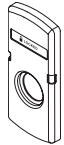



















Specify	Description	Lock Price Adjustment
Full-Face Primus Cylinders		
L Suffix	Order lock less cylinder; order Primus cylinder 20-787 or 20-793 separately	-\$85 per cylinder
20-787	Full-face Primus cylinder w/ compression ring & spring (for use with rose trim)	164.00
20-793	Full-face Primus cylinder only (for use with escutcheon trim)	154.00
Concealed Primus Cylinders		
W Suffix	Order lock less concealed cylinder; order Primus cylinder 20-589 separately	\$27.00
20-589	Concealed Primus cylinder (for use with L escutcheon w/ concealed cylinder only)	218.00
Full-Size Interchangeable Primus Core		
J Suffix	Order lock less full size core; order full-size Primus core 20-740 separately	N/C for J Suffix
20-740	Full-size interchangeable Primus core	\$152.00
Notes	Primus not available for Faculty Restroom function (L9485, L9486)	
Ordering instructions: Add suffix to lock function, order Primus cylinder separately. Ex: LM9250W (LM9250 function less concealed cylinder) order 20-589 on separate line.		

Locks Less Components		
Description	Specify	Lock Price Adjustment
Less each knob or lever	LLL for knob/lever design Example: LM9250P LLL/03A x 03A	-\$27.50
Less each rose or escutcheon	LLL for rose/escutcheon design Example: LM9250P 03A x 03A/LLL	-27.50
Less complete trim one side*	LLL for complete trim outside Example: LM9250P LLL x 03A	-55.00
Less full face cylinder (rose trim)	L suffix Example: LM9250L 03A	-85.00 per cylinder
Less full face cylinder	L suffix Example: LM9250L 03L	-74.00 per cylinder
Less concealed cylinder (L escutcheon only)	W suffix Example: LM9250W 03L	-74.00 per cylinder

Non Standard Door Thickness		
Specify	Description	Lock Price Adjustment
Keyless Functions		
thickness & how applied (xx)	For > 1 3/4" - 2 1/2" thick doors, specify (xx) Extended Inside (EI), Outside (EO), Equally (EE) or Differently (ED)	N/C
	For > 2 1/2" - 4" thick doors, specify (xx) Extended Inside (EI), Outside (EO), Equally (EE) or Differently (ED)	\$102.00
Single Cylinder Functions		
thickness & how applied (xx)	For > 1 3/4" - 2 1/2" thick doors	N/C
	For > 2 1/2" - 4" thick doors - specify (xx) Extended Inside (EI)	\$102.00
	For > 2 1/2" - 4" thick doors - specify (xx) Extended Outside (EO), Equally (EE), or Differently (ED)	501.00
Double Cylinder Functions		
thickness & how applied (xx)	For > 1 3/4" - 2 1/2" thick doors	N/C
	For > 2 1/2" - 4" thick doors - specify (xx) Extended Inside (EI) or Extended Outside (EO)	\$501.00
	For > 2 1/2" - 4" thick doors - specify (xx) Extended Equally (EE) or Extended Differently (ED)	895.00
Notes	Price keyed locks less cylinders (L or W suffix) same as keyless locks	
	Locks furnished Extended Equally unless otherwise specified	
	Locks w/ N Escutcheon only available for 1 3/4" - 2 3/8" thick doors	
	Locks with small format interchangeable cores (BD, BDC, GD, HD suffix) only available for 1 3/8" - 2 1/4" thick doors	
Ordering instructions: Include thickness and how extended in order. EX - LM9250P 03A 626 2" EE (LM9250P function, 03A trim, 626, for 2" door extended equally).		

MULTIPOINT

LM9200-15

Sectional Indicator 	N Escutcheon Indicator 	Available Messages LOCKED/OCCUPIED/DO NOT DISTURB/ lock symbol is white text on red background UNLOCKED/VACANT/unlocked symbol is black text on white background								
<table border="1" style="width: 100%;"> <tr> <td style="text-align: center;">  LOCKED </td> <td style="text-align: center;">  OCCUPIED </td> <td style="text-align: center;">DO NOT DISTURB</td> <td style="text-align: center;">  </td> </tr> <tr> <td style="text-align: center;">  UNLOCKED </td> <td style="text-align: center;">  VACANT </td> <td></td> <td style="text-align: center;">  </td> </tr> </table>			 LOCKED	 OCCUPIED	DO NOT DISTURB		 UNLOCKED	 VACANT		
 LOCKED	 OCCUPIED	DO NOT DISTURB								
 UNLOCKED	 VACANT									

Indicators (for Sectional (rose) or N Escutcheon Trim)		
Specify	Description	Lock Price Adjustment
inside indicators available for: LM9250, LM9256, LM9271		
L283-711	LOCKED/UNLOCKED indicator for inside of door	\$108.00
L283-712	VACANT/OCCUPIED indicator for inside of door	108.00
L283-713	DO NOT DISTURB indicator for inside of door	108.00
L283-714	symbols only indicator for inside of door	108.00
outside indicators available for: LM9250, LM9256, LM9270, LM9271		
L283-721	LOCKED/UNLOCKED indicator for outside of door	108.00
L283-722	VACANT/OCCUPIED indicator for outside of door	108.00
L283-723	DO NOT DISTURB indicator for outside of door	108.00
L283-724	symbols only indicator for outside of door	108.00
Notes:	1) Indicators available in all finishes except 612 and 613 2) Sectional indicators available for cylinder functions only until May 2015 3) Indicator option available either inside or outside of door only. 4) Cylinder and sectional indicators require additional door preparation.	
Ordering instructions: add part number under "Additional Details" section of order. EX: LM9250P 06N 626 L283-711 adds indicator to the inside (thumbturn side) of lock		

Tactile Warning		
Specify	Description	Lock Price Adjustment
'8' lever prefix	Tactile warning applied to outside lever; available on 01, 02, 03, 05, 06, 07, 12, 17, 18, M51, M52, M81 lever designs	\$47.80
Ordering instructions: Preface lever design code with 8. EX - 803 for 03, 806 for 06, 851 for M51, etc.		

ADA Thumbturn*		
Specify	Description	Lock Price Adjustment
L583-363	ADA Disability thumbturn option	\$16.80
Ordering instructions: include in order under "Additional Details".		

Folger Adam Co® Lever Trak™		
Specify	Description	Lock Price Adjustment
503 Lever Design	Modified inside and outside 03 lever for Folger Adam Co.® Lever Trak™. Available rose trim only, not available 629 or 630 finish.	\$105.00
Ordering instructions: Specify lever design as 503.		

Antimicrobial Coating		
Specify	Description	Lock Price Adjustment
626AM or 630AM	Rose Trim: Adds silver-ion based anti-microbial coating to inside lever, bushing, rose & thumbturn and outside lever, bushing, rose, cylinder ring, and cylinder faceplate	\$50.90
626AM or 630AM	Escutcheon Trim: Adds silver-ion based anti-microbial coating to inside lever, bushing, escutcheon & thumbturn and outside lever, bushing, escutcheon, and cylinder face plate	
Ordering instructions: Specify finish as either 626AM or 630AM.		

Levers													
Style	Lever Design	605	606	609	612	613	619	622	625	626	629	630	643e
Standard	01, 02, 03*, 05, 06, 07, 12, 17, 18, OME	▪	▪	▪	▪	▪	▪	▪	▪	▪	▪	▪	▪
	LAT, LON	▪	▪	▪			▪	▪	▪	▪	▪	▪	▪
	ACC, AST, MER, STA	▪	▪	▪			▪	▪	▪	▪			▪
Decorative	M51, M52, M53, M54, M55, M56, M61, M63, M81, M82, M83, M84, M85, ME1, ME2, ME3	▪	▪	▪			▪	▪	▪	▪	▪	▪	▪
	M57, M62										▪	▪	
Extended Factory Lead Time specify handling													
Part Number	Description	Standard Levers						Decorative Levers					
09-401	Outside lever, retaining clip, insertion tool	\$181						\$196					
09-402	Inside lever+bushing, mounting plate, screw pack, spanner wrench												
*	Available modified for Folger Adam Co.® Lever Track™. Specify 503 design and add \$51.00. Not available in 629 or 630 finish.												
Ordering instructions: Specify part number, lever style + rose, finish. Ex: 09-401 03A 626.													

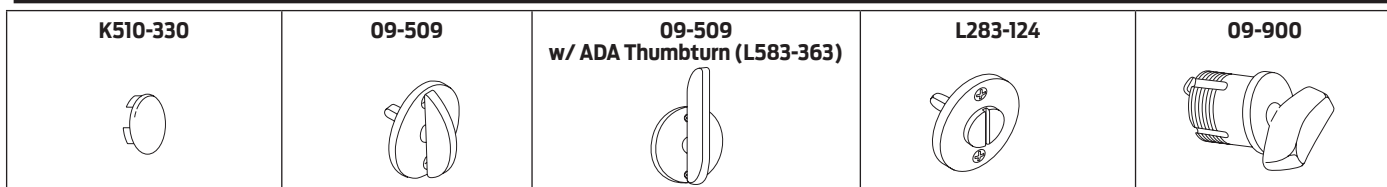
Roses													
Style	Rose Design	605	606	609	612	613	619	622	625	626	629	630	643e
Standard	A, B, C	▪	▪	▪	▪	▪	▪	▪	▪	▪	▪	▪	▪
Decorative	MER, AVA	▪	▪	▪			▪	▪	▪	▪			▪
Part Number	Description	Standard and Decorative											
09-403	Inside Rose (includes mounting plate and screws)	\$102.00											
09-404	Outside Rose+Bushing												
09-508	Blank Outside Rose (not available MER or AVA)												
Ordering instructions: Specify part number, lever design + rose, finish. Ex: 09-404 03A 626. Lever design must be specified for proper bushing.													

Escutcheons													
Available finishes		605	606	609	612	613	619	622	625	626	629	630	643e
		▪	▪	▪	▪	▪	▪	▪	▪	▪	▪	▪	▪
Part Number	Description	L Escutcheon						N Escutcheon					
Outside Escutcheon & Bushing													
09-636	Blank x lever	\$181						\$181					
09-637	Emergency turn x lever												
09-638	Concealed cylinder x lever												
09-639	Full face cylinder x lever	207											
09-640*	Concealed cylinder x occupancy indicator x lever												
09-641*	Full face cylinder x occupancy indicator x lever												
Inside Escutcheon													
09-632	Blank x lever	181						181					
09-633**	Thumbturn x lever							181					
09-634**	Thumbturn x blank							181					
09-635	Full face cylinder x lever							181					
L583-187	Concealed cylinder x lever							181					
*	Available with "occupied" indicator. Specify with L583-375 and add \$17.90												
**	Specify door thickness: 1 3/8" or 1 3/4"												
Ordering instructions: Specify part number, lever + escutcheon style, finish. Ex: 09-639 03L 626 (full face cylinder, 03 lever, L escutcheon, 626 finish).													



Outside Lever/and Rose/Escutcheon Assemblies													
Style	Lever Design	605	606	609	612	613	619	622	625	626	629	630	643e
Standard	01, 02, 03, 05, 06, 07, 12, 17, 18, OME	▪	▪	▪	▪	▪	▪	▪	▪	▪	▪	▪	▪
	LAT, LON	▪	▪	▪			▪	▪	▪	▪	▪	▪	▪
	ACC, AST, MER, STA	▪	▪	▪			▪	▪	▪	▪			▪
Decorative	M51, M52, M53, M54, M55, M56, M61, M63, M81, M82, M83, M84, M85, ME1, ME2, ME3	▪	▪	▪			▪	▪	▪	▪	▪	▪	▪
	M57, M62										▪	▪	
Extended Factory Lead Time specify handing													
Part Number	Description	Standard Levers						Decorative Levers					
With A, B or C rose													
09-506	Outside Lever assembly	\$201						\$216					
With Avanti or Merano Rose													
09-655	Outside lever assembly for AST w/Avanti rose or MER w/Merano rose only	201						N/A					
With L or N Escutcheon													
09-550	Blank	267						282					
09-551	Emergency turn												
09-552	Concealed cylinder (L escutcheon only)												
09-553	Full face cylinder												
09-554*	concealed cylinder w/ indicator (L escutcheon only)												
09-555*	Full face cylinder w/ indicator (L escutcheon only)												
*	Available with "occupied" indicator. Specify with I583-375 and add \$16.60.												
Ordering instructions: Specify part number, lever style, rose/escutcheon, finish. Ex: 09-506 M53A 626 (outside assembly, M53 lever, A rose, 626 finish).													

Armor Fronts, LM9200 Series		
Part Number	Description	Price Each
24594970	LM9200 Armor Front	\$71.30
K110-020 xx	Armor front screws; contains (2) K510-210, #8-32 x 1/4" MS PFH; specify finish as xx	0.90

Note: Please specify finish when ordering armor fronts (605, 606, 609, 619, 625, 626, 629, 643e, 630)



Emergency Button, Thumbturns, Coin Turns & Cylinder Turns

Available Finishes		605	606	609	612	613	619	622	625	626	629	630	643e
		▪	▪	▪	▪	▪	▪	▪	▪	▪	▪	▪	▪
Part Number	Description	Price Each											
Emergency Button & Emergency Turn Tool													
K510-330	Emergency Button, L9040 and L9440	\$15.20											
L583-233	Emergency turn tool for L9040 and L9440. Specify finish as 458.	19.10											
Thumbturns													
09-509 027	Thumbturn for rose trim, 1 3/8" - 1 7/8" door range, extended equally	71.00											
09-509 033	Thumbturn for rose trim, >1 7/8" - 2 3/8" door range, extended equally												
09-509 040	Thumbturn for rose trim, >2 3/8" - 2 7/8" door range, extended equally												
09-509 047	Thumbturn for rose trim, >2 7/8" - 3 5/8" door range, extended equally												
L583-363 Suffix	ADA thumbturn upgrade, specify thumbturn p/n + L583-363	Add \$16.80 to 09-509 price											
Coin Turns													
L283-124 19	Coin turn, L9044 and L9444, 1 3/8" - 1 1/2" door range, extended equally (EE)	123.00											
L283-124 23	Coin turn, L9044 and L9444, 1 5/8" - 1 7/8" door range, extended equally (EE)												
L283-124 25	Coin turn, L9044 and L9444, >1 7/8" - 2 1/8" door range, extended equally (EE)												
L283-124 31	Coin turn, L9044 and L9444, >2 1/8" - 2 5/8" door range, extended equally (EE)												
L283-124 37	Coin turn, L9044 and L9444, >2 5/8" - 2 7/8" door range, extended equally (EE)												
L283-124 43	Coin turn, L9044 and L9444, >2 7/8" - 3 3/8" door range, extended equally (EE)												
L283-124 48	Coin turn, L9044 and L9444, >3 3/8" - 3 5/8" door range, extended equally (EE)												
L283-056 19	Coin turn w/ torx screws, L9044 and L9444, 1 3/8" - 1 1/2" door range, EE	134.00											
L283-056 23	Coin turn w/ torx screws, L9044 and L9444, 1 5/8" - 1 7/8" door range, EE												
L283-056 25	Coin turn w/ torx screws, L9044 and L9444, >1 7/8" - 2 1/8" door range, EE												
L283-056 31	Coin turn w/ torx screws, L9044 and L9444, >2 1/8" - 2 5/8" door range, EE												
L283-056 37	Coin turn w/ torx screws, L9044 and L9444, >2 5/8" - 2 7/8" door range, EE												
L283-056 43	Coin turn w/ torx screws, L9044 and L9444, >2 7/8" - 3 3/8" door range, EE												
L283-056 48	Coin turn w/ torx screws, L9044 and L9444, >3 3/8" - 3 5/8" door range, EE												
EE = Extended Equally													
Note:	Coin turns not available in 612 or 613 finish												
Cylinder Turns  ,*													
09-487 xx	Cylinder coin turn, specify dimension (xx) as 1 1/8", 1 1/4" or 1 3/8" (replaces XL12-196)	\$124.00											
09-900 xx	Cylinder turn, specify dimension (xx) as 1 1/8", 1 1/4" or 1 3/8"	121.00											
09-900 xx	Cylinder turn, specify dimension (xx) as 1 1/2", 1 5/8" or 1 3/4"	184.00											
09-904 xx	Cylinder turn w/ compression ring, specify dimension (xx) as 1 1/8", 1 1/4" or 1 3/8"	131.00											
09-904 xx	Cylinder turn w/ compression ring, specify dimension (xx) as 1 1/2", 1 5/8" or 1 3/4"	192.00											
09-905	Cylinder turn w/ compression ring and 1/8" blocking ring for 1 3/4" doors	142.00											
09-907	Cylinder turn w/ compression ring and 1/4" blocking ring for 1 3/8" doors												
	Specify door hand for cylinder turns if used with L463 or L9463.												
*	Cylinder turns not available in 612, 613, 629 or 630 finish												
Ordering instructions: Specify part number, dimension if required, finish, handing. Ex: 09-900 112, 626, RH.													

MULTIPOINT

LM9200-19

MULTIPOINT

LM9200-20

Escutcheon Thru-Bolts

Available Finishes		605	606	609	612	613	619	622	625	626	629	630	643e
		▪	▪	▪	▪	▪	▪	▪	▪	▪	▪	▪	▪
Part Number	Description	Price Each											
L Escutcheon Thru-bolts: two required per lock													
L583-119	L escutcheon thru bolts for 1 3/8" door thickness	\$6.20											
L583-120	L escutcheon thru bolts for 1 3/4" door thickness												
L583-121	L escutcheon thru bolts for 2" door thickness												
L583-122	L escutcheon thru bolts for 2 1/4" door thickness												
L583-123	L escutcheon thru bolts for 2 1/2" door thickness	7.30											
L583-287	L escutcheon mounting screws for L9175 half-dummy function	5.50											
N Escutcheon Thru-Bolts: two required per lock													
K510-389	N escutcheon thru bolts for 1 3/4" door thickness	7.30											
K510-390	N escutcheon thru bolts for 2" to 2 1/4" door thickness												
L583-133	N Escutcheon mounting screws for L0170 single dummy function	0.90											
Ordering instructions: Specify part number and finish. Ex: L583-120 626.													

Mounting Posts (Ferrules)

Part Number	Description	Price Each
L Mounting Posts (Ferrules): two required per lock		
L583-211	Mounting post for 1 3/8" door thickness	\$11.70
L583-212	Mounting post for 1 3/4" door thickness	
L583-213	Mounting post for 2" door thickness	
L583-214	Mounting post for 2 1/4" door thickness	
L583-215	Mounting post for 2 1/2" door thickness	
L583-216	Mounting post for 2 3/4" door thickness	
L583-217	Mounting post for 3" door thickness	
L583-218	Mounting post for 3 1/4" door thickness	
L583-219	Mounting post for 3 1/2" door thickness	
LV Mounting Posts (Ferrules): two required per lock		
L583-497	LV mounting post for 1 3/4" door thickness	\$24.60
L583-498	LV mounting post for 2" door thickness	
L583-499	LV mounting post for 2 1/4" door thickness	
L583-500	LV mounting post for 2 1/2" door thickness	
L583-501	LV mounting post for 2 3/4" door thickness	
L583-502	LV mounting post for 3" door thickness	
L583-503	LV mounting post for 3 1/4" door thickness	
L583-504	LV mounting post for 3 1/2" door thickness	
Ordering instructions: Specify part number.		

Spindle & Springs

Part Number	Description	Price Each
Spindle & Spring Kits (qty two each)		
L283-198	Spindles and springs for 1-3/8" - 1 7/8" doors	\$16.00
L283-199	Spindles and springs for 2" - 3 1/2" doors	18.80
Spindles & Springs (qty one each)		
L283-060	Spindle and spring for 1 3/8" - 1 7/8" doors (two required per lock)	\$8.00
L283-061	Spindle and spring for 2" - 3 1/2" doors (two required per lock)	9.90
L283-064	Spindle and spring, L0172 full dummy (one required per lock)	14.10
L283-065	Spindle and spring, L0170 half dummy (one required per lock)	7.50
Ordering instructions: Specify part number.		



Lock Cases

Part Number	Lock Function and Description	Price Each
24759599	LM9210, Passage	\$1,540.00
	LM9225, Exit	
24759623	LM9250, Office/Entry	1,711.00
	LM9270, Classroom	
	LM9271, Classroom Security	
	LM9280, Storeroom	
24616914	LM9256, Office/Entry w/ auto unlock	1,781.00
24759656	LM9290/LM9292/LM9294 Electrified	1,996.00
24759664	LM9291/LM9293/LM9295 Electrified	1,996.00

Latch Kits

Part Number	Lock Function and Description	Price Each
24721714	Top Latch Kit	\$171.00
24721722	Bottom Latch Kit	137.00

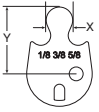
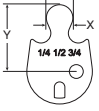
Cables

Part Number	Lock Function and Description	Price Each
24665002	Top strike - includes strike, strike shims and screw pack (VD 23945223)	\$42.20
24664997	Bottom strike - includes strike, anchors and screw pack (VD 24664997)	23.90
24647265	LM9200 bottom cable	51.30
24691750	LM9200 top cable, 6'8"-7'0" door opening	51.30
24691768	LM9200 top cable, 7'1"-8'0" door opening	51.30
24691776	LM9200 top cable, 8'1"-9'0" door opening	57.10
24691784	LM9200 top cable, 9'1"-10'0" door opening	57.10

Fire-rated components

Part Number	Lock Function and Description	Price Each
24750408	Fire barrier	\$146.00
24756504	Intumescent for fire barrier	68.20
24792558	Intumescent for armor front	68.20
48968887	Fire pin kit - includes fire pin, fire pin sleeve, fire pin strike, and screws	153.00

Miscellaneous Parts		
Part Number	Lock Function and Description	Price Each
24616922	Link, top, LM9200	\$17.30
24302960	Electrified locking catch, LM9200	15.10
24511081	Spool assembly, LM9200	72.50
24624892	Hub spring, LM9200	12.70
24625642	Retractor, LM9200	14.70
24683542	Tilting link compression spring, LM9200	1.40
24865057	Faceplate tab, LM9200 1 1/4"	28.20
24869893	Electrified link, LM9200	92.00
24869901	Electrified hub, LM9200	77.80
49001704	Capacitor holder, LM9200	20.40
24616930	Link, bottom, LM9200	15.70
24625667	Bell crank cover, LM9200	73.00
24625717	Tilting link, LM9200	20.30
24641714	Turn hub spring, LM9200	15.50
24653917	Lock Case, Subassembly, LM9200	307.00
24653925	Link subassembly, LM9200	304.00
L283-055	Cylinder retainer plate and screw	18.40
L283-344	L909x/LM929x PCB assembly	210.00
L283-680	L909x/LM929x motor assembly	95.70
L583-015	Latchbolt guide	3.80
L583-748	Retractor hub (2 required per lock)	4.30
L583-020	Retractor hub spacer	4.50
L583-021	Retractor lever	3.90
L583-022	Retractor rocker	3.10
L583-023	Blocking plate	3.80
L583-024	Retractor link	8.00
L583-025	Retractor Crank	8.00
L583-029	Turn Hub	19.70
L583-045	Locking catch	20.10
L583-048	Locking link	4.50
L583-050	Link pin	1.90
L583-454	Case cover screw (7 required)	1.50
L583-485	Lock handing screw	1.80
L583-490	Cylinder retainer	7.20
L283-030	Pack of 20 truarc rings, levers	21.90
L283-031	Mounting Plate, inside lever	20.10
L283-040	Spring Cage (1 required per lever)	9.90
L283-150	Mounting Plate for inside rose trim on one side of door only	40.40
L583-066	Mounting plate screw (2 required per lock)	1.40

Mortise Cylinders					
Cam	Description	Cylinder Mechanism	Complete Cylinder	Price Each	
				Open	Restricted
<p>L583-474 For cyl. length 1 1/8", 1 3/8", 1 5/8"</p>  <p>Dim. X = .261 Y = .644</p> <p>L583-475 For cyl. length 1 1/4", 1 1/2", 1 3/4"</p>  <p>Dim. X = .261 Y = .644</p>	Cylinder Only: L & N Escutcheons	Standard	30-021	\$74.00	\$91.50
		Primus Controlled Access	20-793	154.00	
		Primus XP Controlled Access	20-793-XP	154.00	
		Primus UL437	20-593	187.00	
		Primus XP UL437	20-593-XP	187.00	
	Cylinder With Compression Ring & Spring: Rose Trim	Standard	30-001	85.00	102.50
		Primus Controlled Access	20-787	164.00	
		Primus XP Controlled Access	20-787-XP	164.00	
		Primus UL437	20-587	196.00	
		Primus XP UL437	20-587-XP	196.00	
		Primus Lockout	20-717	221.00	
		Primus XP Lockout	20-717-XP	221.00	
		Primus UL437 Lockout	20-517	238.00	
		Primus XP UL437 Lockout	20-517-XP	238.00	

MULTIPOINT

LM9200-23

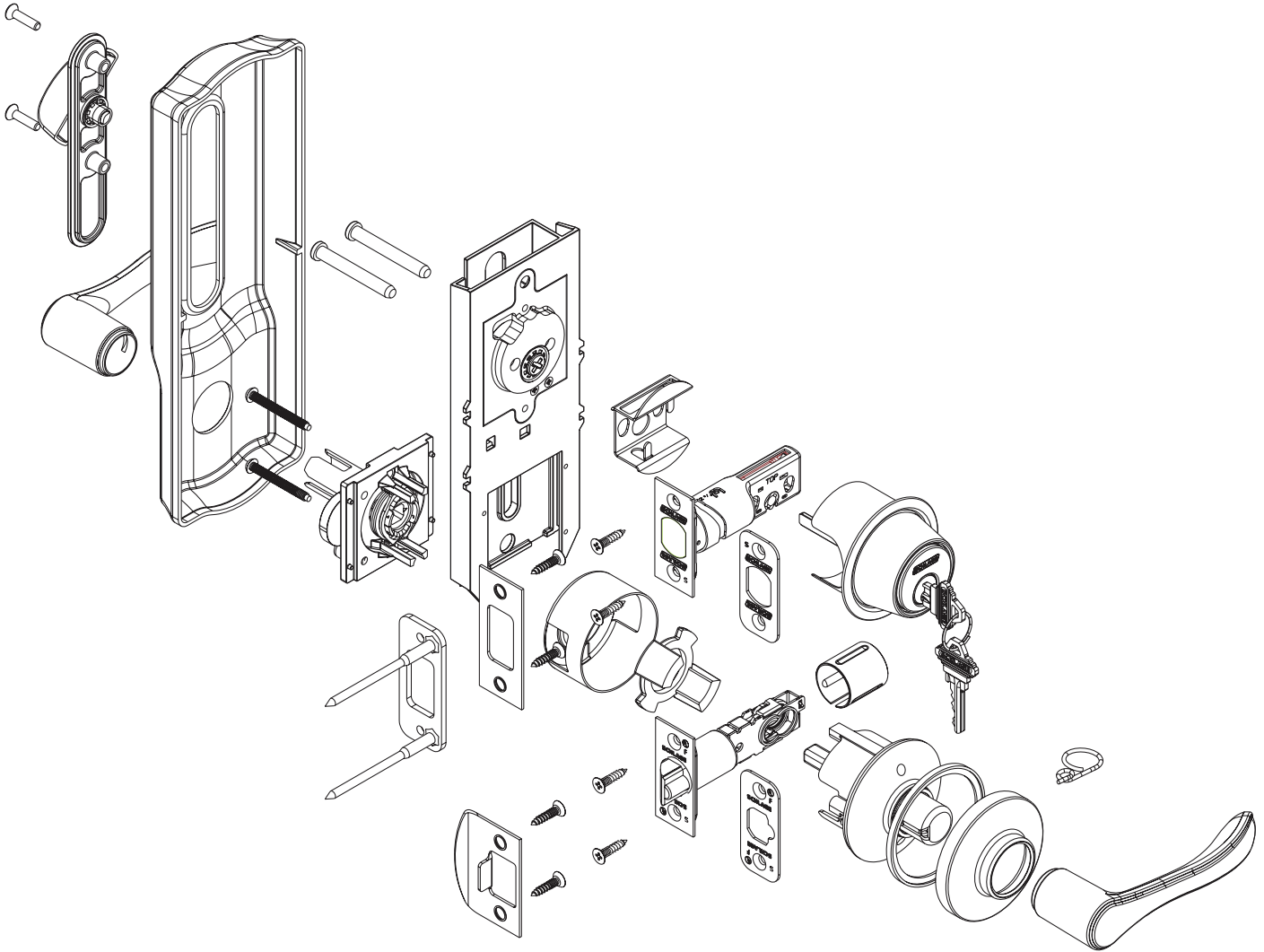
MULTIPOINT

LM9200-24

Allegion Connect Harnesses - Prices listed are net, discounting does not apply		
Part Number	Description	Price Each
Harnesses with Molex Connectors on both ends (for use with Hollow Metal Doors)		
CON-6	6" Wire Harness (internal p/n 106190-00)	\$10.50
CON-12	12" Wire Harness (internal p/n 106191-00)	14.00
CON-26	26" Wire Harness (internal p/n 106192-00)	15.80
CON-32	32" Wire Harness (internal p/n 106193-00)	16.90
CON-38	38" Wire Harness (internal p/n 106194-00)	18.50
CON-44	44" Wire Harness (internal p/n 106195-00)	18.00
CON-50	50" Wire Harness (internal p/n 106196-00)	18.50
CON-192	192" Wire Harness (internal p/n 106197-00)	44.20
Harnesses with Molex Connector on one end, crimped pins on other w/ attachable Molex connector (for use with Wood Doors)		
CON-6P	6" Wire Harness (internal p/n 106201-00)	\$13.40
CON-12P	12" Wire Harness (internal p/n 106202-00)	16.90
CON-26P	26" Wire Harness (internal p/n 106203-00)	18.50
CON-32P	32" Wire Harness (internal p/n 106204-00)	19.80
CON-38P	38" Wire Harness (internal p/n 106205-00)	20.30
CON-44P	44" Wire Harness (internal p/n 106206-00)	20.90
CON-50P	50" Wire Harness (internal p/n 106207-00)	21.50
CON-192P	192" Wire Harness (internal p/n 106208-00)	46.50
Harness with Molex Connector on one end, stripped leads on other (for connection to power supply)		
CON-6W	6" extension to power supply (internal p/n 106210-00)	\$13.40
Service Kit		
CON-KIT	Connector Service Kit (internal p/n 050823-00-00) contains: -100 each male & female terminals -10 each 4-pin and 8-pin male connectors -10 each 4-pin and 8-pin female connectors - 1 extraction tool"	\$111.00

CS Series

GRADE 2 INTERCONNECT LOCK



INTERCONNECTED

CS210-1

H-Series

S200-Series

CS Series

GRADE 2 INTERCONNECT LOCK

INTERCONNECTED

CS210-2

H-Series

S200-Series

To order Schlage products, descriptive data should be in the same sequence as shown below.

Line Item	Qty	Function	Cyl Type	Outside		Inside		Escutcheon		Dr Thk	Handing	Latch		Strike	
				DES	FIN	DES	FIN	DES	FIN			DES	FIN	DES	FIN
1	10	CS210-B60	P	SAT	626	ACC	605	CAM	605	134	RH	12-339	606	10-109	605

- Line Item:** Line item number
- Qty:** Quantity
- Product:** Product function + Cylinder code
- Outside Des:** Outside lever design
- Outside Fin:** Outside finish
- Inside Des:** Inside lever design: Specify only if different from the outside lever design
- Inside Fin:** Inside lever finish: Specify only if different from the outside finish
- Hand:** Default handing for the CS210 is right hand (RH). Handing is field reversible. Handing instructions are required on the following levers due to their design: Accent, Avanti, Callington, Champagne, Flair, Manhattan, Merano and St. Annes. When specifying handing, only one handing allowed per line item. Example: RH = right hand, LH = left hand, RR = right reverse, LR = left reverse.
- Latch:** Product latch: Leave blank for standard latch or specify part number if non-standard latch is required.
- Strike:** Product strike: Leave blank for standard strike or specify part number if non-standard strike is required.
- Dr Thk:** Door thickness: Enter door thickness if non-standard. Example: 138=1 3/8"
- Ext:** Extension: Enter for 1 3/8" doors. Example: EE=extended equally, EI=extended inside, EO=extended outside, ED=extended differently
- Dim:** Dimension: Enter only for non-standard strike lip length
- Additional Details:** Enter additional detail for keying information or special requirements



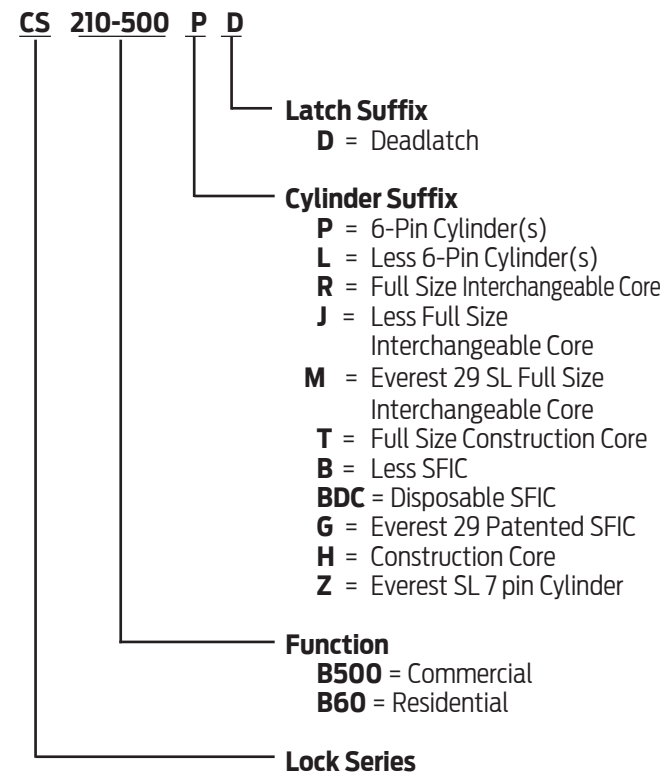
Common Pricing Information	
1.	Locks are furnished with standard features unless otherwise specified.
2.	Door thickness is 1 3/4" unless otherwise specified.
3.	Split finishes and designs will be priced at the highest list price of the design and/or finish.
4.	 denotes a lock or part that requires an extended lead time.
5.	 denotes a handed product and requires handing to be specified.
6.	For all restricted keyways (Everest D, Everest 29 T, Quad, Numbered, Reversed) add \$17.50. This does not apply to Primus cylinders. See Terms and Conditions for ordering information and requirements.
7.	Locks, keys and cylinders containing restricted keyways require additional documentation to order. Please see Terms and Conditions for the specific requirements.
8.	Keyway must be specified for keyed functions and cylinders. If not specified, default keyway will be S123 for KA, KD and 0-bitted product and S145 for Factory managed masterkey systems.
9.	Multiple keying options are available. Locks and cylinders are furnished KD unless otherwise specified or excepted by notation.
10.	Control Keys for permanent and construction cores are not included with the lock or cylinder and must be ordered separately.
11.	Locks specified C keyway and KD will receive 6 pin cylinders keyed 5 pin with 5 pin keys. Locks specified 0-bitted will receive 6 pin cylinders with 6 pin keys.
12.	Full Size Interchangeable Cores (FSIC) are furnished 1-bitted unless otherwise specified. If 0-bitted is selected, the order will be entered as 1-bitted. This does not apply to FSIC Primus® cores.
13.	Conventional standard pinned cylinders, Primus cylinders (conventional and FSIC) can be supplied 0-bitted. If 1-bitted is selected, the order will be entered as 0-bitted.
14.	Available plug face finishes are 606 and 626. For brass or bronze finish colors, the plug face finish is 606. For chrome, nickel or stainless steel finish colors, the plug face finish is 626.
15.	Locks and cylinders will be furnished with 2 keys each as standard. Additional keys will be charge at the additional cut keys charge appropriate for the cylinder/key type

Table of Contents

Functions	CS210-4
Complete Locks	CS210-5
Options	CS210-8
Deadbolts/Deadlatches.....	CS210-8
Deadbolt Strikes.....	CS210-8
Strike Combinations.....	CS210-8
Locks Less Components.....	CS210-8
Parts	CS210-9
Deadbolts.....	CS210-9
Deadlatches.....	CS210-9
Deadbolt/Deadlatch Combinations.....	CS210-9
Deadbolt Strikes.....	CS210-9
Deadlatch Strikes.....	CS210-9
Deadbolt/Deadlatch Strike Combinations.....	CS210-9
Components.....	CS210-10
Miscellaneous Subassemblies/ Components.....	CS210-10
Screw/Screw Packs.....	CS210-10
Cylinders.....	CS210-10
Complete Cylinders	See Cylinders Section
How To Order	Forms & Examples

Product Identification



Finish Codes and Descriptions

Code		Description
605	(US 3)	Bright Brass
609	(US 5)	Antique Brass
619	(US 15)	Satin Nickel
622	(US 19)	Matte Black
625	(US 26)	Bright Chromium Plated
626	(US 26D)	Satin Chromium Plated
643e	(US 11)	Aged Bronze

Standard Features



- Certification:** ANSI/BHMA Certified A156.12-2013, Grade 2, UL listed for 3-hour fire door
With SFIC interchangeable core cylinders: Grade 3 Security
- Deadbolt:** 1 X 2-1/4", dual option faceplate, (square corner standard, round corner included in package), 1" housing diameter, 1" throw
- Latch** 1" x 2-1/4" dual option faceplate (square corner standard, round corner included in package). 1" edge bore required
- Strikes:** 1-1/8" X 2-3/4", Square corner (deadbolt) and 1-5/8" X 2-1/4", Square corner, full lip, no box, 1 5/8" x 2 1/4" (Deadlatch)
- Backset:** Adjustable backset, fits 2-3/8" or 2-3/4"
- Cylinders:** 6-pin, solid brass, keyed 6-pin, S123 keyway, keyed different (KD)
- Door Range:** 1-3/4" to 2" standard (1-3/8" available, must be specified)
- Keys:** Nickel silver cut keys, 6-pin, S123 section
- Center to Center:** Fits 4" or 5 1/2" (factory default) center to center door preps

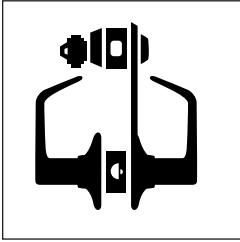
ANSI/BHMA Certified A156.12-2013, Grade 2, UL Listed for 3-hour fire door.

SCHLAGE ANSI

CS210PD F95

Entrance, Single Locking

Deadbolt operated by key from outside or by turn unit from inside. Bolt automatically deadlocks when fully thrown. Latch retracted by lever from either side. Turning inside lever retracts deadbolt and latch simultaneously for immediate exit.


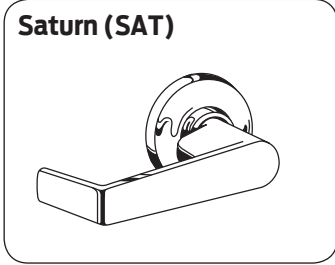
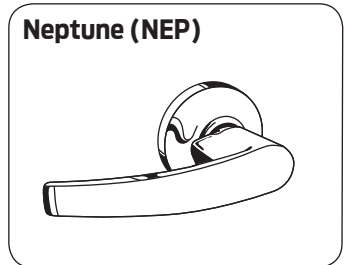
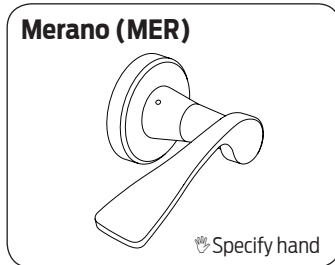

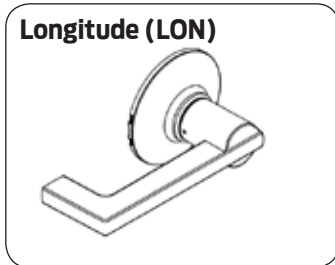
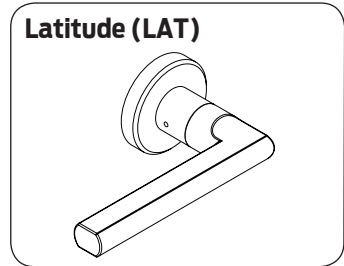
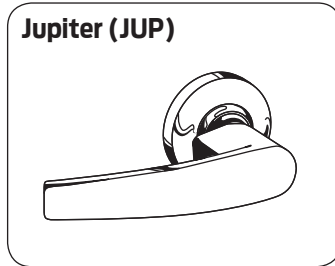
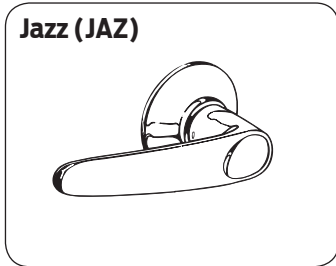
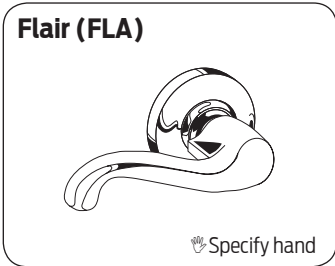
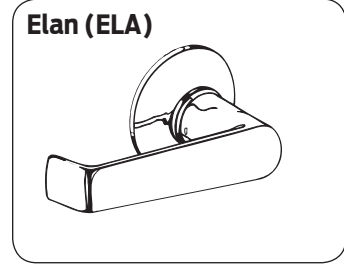
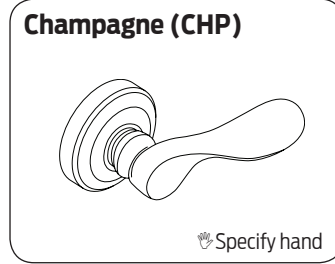
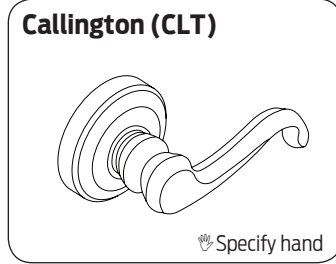
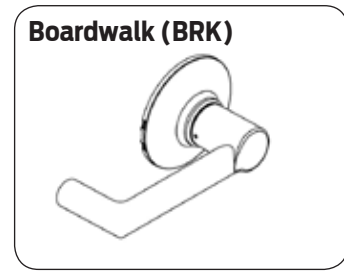
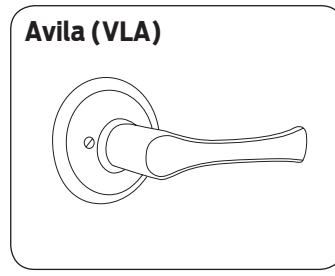
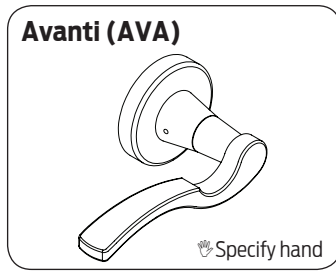
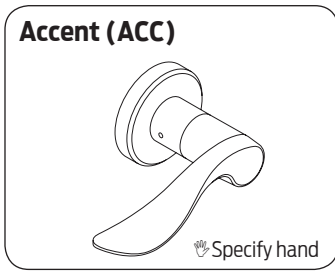


INTERCONNECTED

CS210-4

H-Series

S200-Series



Roses

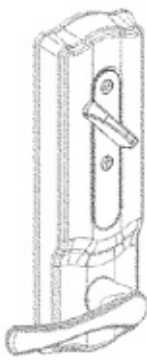
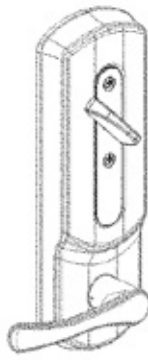
<p>Inside/Outside Rose - Saturn Levers: JUP, NEP, SAT Size: 2 1/2" dia.</p>	<p>Outside Rose - Plymouth Levers: ACC, AVA, VLA, BRK, BRW, CLT, CHP, ELA, FLA, JAZ, LAT, LON, MNH, MER, STA Size: 2 1/2" dia.</p>

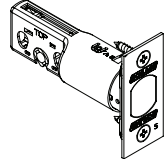
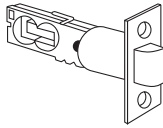
INTERCONNECTED


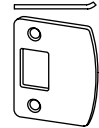
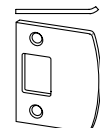

CS210-6

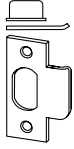
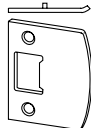
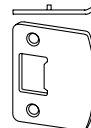
H-Series

S200-Series

Escutcheons	
Camelot (CAM) 	Plymouth (PLY) 

Latches	
12-340 	16-260 

Strikes, Deadbolts			
10-094 Standard 	10-092 	10-095 	10-116 

Strikes, Deadlatches		
10-001 	10-026 Standard 	10-027 

Function	Description	Design and Finishes	Primary Cylinder Adjustments Available Levers Available Finishes						
			LD CD	RD TD*	JD	BD BDC	GD	HD*	
		🇺🇸 ACC 🇺🇸 AVA VLA 🇺🇸 CLT 🇺🇸 CHP ELA 🇺🇸 FLA JAZ JUP LAT 🇺🇸 MNH 🇺🇸 MER NEP SAT 🇺🇸 STA BRK BRW LON	ALL 605 609 619 625 626 643e						
Keyed, Single Cylinder		626 605 609 619 622 625 643e	LD CD	RD TD	JD	BD BDC	GD	HD	
CS210-B500	Entrance with Commercial Spin Ring	412	424	-64	38	-35	N/C	84	44
CS210-B60**	Entrance with Residential Spin Ring						N/A	N/A	N/A
SECONDARY CYLINDER ADJUSTMENT	EVEREST AND RESTRICTED KEYWAY								
		EVEREST D & T FAMILY & RESTRICTED KEYWAYS (QUAD, NUMBERED, REVERSE)	+17.50						
		SL Cylinder with Everest B or Everest R keyways	+17.50						
	*	Temporary cores (TD and HD options) require non-refundable core handling charge (50-231) of \$10.40 and will be added to the price of the lock.							
	**	B60 spin ring accepts the KIL and FSIC formats only							

INTERCONNECTED

 CS210-7

 H-Series

 S200-Series

INTERCONNECTED

CS210-8

H-Series

S200-Series

Deadbolts/Deadlatches				
Combo Part Number	Deadbolt	Deadlatch	Backset - Hsg Dia. - Description	Lock Adjustment
12-339	12-340	16-260	2 3/8" or 2 3/4" - 1" - Dual Option, 1" x 2 1/4", standard (square corner standard, round corner included in the package)	N/C

Deadbolt Strikes		
Part Number	Lip Length - Description	Lock Adjustment
10-094	N/A - Square corner, 1 1/8" x 2 3/4"	N/C
10-092	1 1/8" - 1/4" Radius round corner, full lip, no box, 1 5/8" x 2 1/4"	
10-095	1 1/8" - 1/4" Square corner, full lip, no box, 1 5/8" x 2 1/4"	
10-116	N/A - Round corner strike, no lip, 1 1/8" X 2 3/4"	

Deadlatch Strikes		
Part Number	Lip Length - Description	Lock Adjustment
10-001	1 1/8" - Square corner, T-strike, box, 1 1/8" x 2 3/4"	N/C
10-026	1 1/8" - Square corner, full lip, no box, 1 5/8" x 2 1/4"	
10-027	1 1/8" - 1/4" Radius round corner, full lip, no box, 1 5/8" x 2 1/4"	

Strike Combinations			
Deadbolt Strike	Deadlatch Strike	Specify Combo Number	Add to Lock Price
10-094	10-001	10-109	N/C
10-094	10-026	10-121	
10-116	10-027	10-122	
10-092	10-027	10-123	
10-095	10-026	10-124	

Locks Less Components		
Description	Specify	Lock Adjustment
Less deadbolt strike	LLL for deadbolt strike Example: CS210PD SAT 12-339 LLL/10-001	N/C
Less deadlatch strike	LLL for deadlatch strike Example: CS210PD SAT 12-339 LLL/10-094	N/C
Less both levers	LLL for both Levers Example: CS210PD LLL/SAT LLL	-\$12.10

Shaded items are standard components and are furnished with locks unless otherwise specified.

Deadbolts										
Available Finishes - Specify for Listed Parts				605	609	619	622	625	626	643e
12-340, 12-291, 12-633				▪	▪	▪	▪	▪	▪	▪
Part Number	Backset - Description			Price Each						
12-340	2 3/8" or 2 3/4" - Square corner, 1" x 2 1/4" Round corner, 1" x 2 1/4", included			\$42.00						
12-291	2 3/8" or 2 3/4" - Square corner, 1 1/8" x 2 1/4"			42.00						
12-633	5" - Square corner, 1 1/8" x 2 1/4"			92.80						

Deadlatches										
Available Finishes - Specify for Listed Parts				605	609	619	622	625	626	643e
16-260, 16-228, 16-132				▪	▪	▪	▪	▪	▪	▪
Part Number	Backset - Description			Price Each						
16-260	2 3/8" or 2 3/4" - Square corner, 1" x 2 1/4" Round corner, 1" x 2 1/4", included			\$37.40						
16-228	2 3/8" or 2 3/4" - Square corner, 1 1/8" x 2 1/4"			35.90						
16-132	5" - Square corner, 1 1/8" x 2 1/4"			46.60						

Deadbolt/Deadlatch Combinations										
Available Finishes - Specify for Listed Parts				605	609	619	622	625	626	643e
12-339, 16-483, 16-484				▪	▪	▪	▪	▪	▪	▪
Part Number	Backset - Description	Deadbolt	Deadlatch	Price Each						
12-339	2 3/8" or 2 3/4" - Dual Option, 1" x 2-1/4"	12-340	16-260	\$78.00						
16-483	2 3/8" or 2 3/4" - Square corner, 1 1/8" x 2 1/4"	12-291	16-228							
16-484	5" - Square corner, 1" x 2 1/4"	12-633	16-132	139.00						

Deadbolt Strikes										
Available Finishes - Specify for Listed Parts				605	609	619	622	625	626	643e
10-094, 10-092, 10-095				▪	▪	▪	▪	▪	▪	▪
Part Number	Lip Length - Description			Price Each						
10-094	N/A - Square corner, 1 1/8" x 2 3/4"			\$12.20						
10-092	1 1/8" - 1/4" Radius round corner, full lip, no box, 1 5/8" x 2 1/4"			7.90						
10-095	1 1/8" - Square corner, full lip, no box, 1 5/8" x 2 1/4"									
10-116	N/A - Round corner strike, no lip, 1 1/8" X 2 3/4"			13.70						
37-016	Strike reinforce, use with 10-094 and 10-116			15.70						

Deadlatch Strikes										
Available Finishes - Specify for Listed Parts				605	609	619	622	625	626	643e
10-001, 10-026, 10-027				▪	▪	▪	▪	▪	▪	▪
Part Number	Lip Length - Description			Price Each						
10-001	Square corner, T-strike, box, 1 1/8" x 2 3/4"			\$6.50						
10-026	1 1/8" - Square corner, full lip, no box, 1 5/8" x 2 1/4"			7.60						
10-027	1 1/8" - 1/4" Radius round corner, full lip, no box, 1 5/8" x 2 1/4"									

Deadbolt/Deadlatch Strike Combinations										
Available Finishes - Specify for Listed Parts				605	609	619	622	625	626	643e
10-109, 10-121, 10-122, 10-123, 10-124				▪	▪	▪	▪	▪	▪	▪
Part Number	Deadbolt Strike	Deadlatch Strike		Price Each						
10-109	10-094	10-001 1 1/8" lip		\$18.70						
10-121	10-094	10-026		19.80						
10-122	10-116	10-027		21.30						
10-123	10-092	10-027		15.50						
10-124	10-095	10-026								

INTERCONNECTED

CS210-10

H-Series

S200-Series

Finished Trim Subassemblies/Components												
Available Finishes - Specify for Listed Parts						605	609	619	622	625	626	643e
S206-501, S206-516, S206-515, S206-518, S206-517, 08-029, F506-864, F206-493 06-242						▪	▪	▪	▪	▪	▪	▪
Part Number	Description	Price Each										
S206-501	Assembly, cylinder, DB, OUTSIDE, CS200	\$60.00										
S206-516	Assembly, housing, cylinder, IC, THIN DOOR, CS200	235.00										
S206-515	Assembly, housing, cylinder, IC, CS200	223.00										
S206-518	Assembly, housing, cylinder, SFIC, THIN DOOR, CS200	150.00										
S206-517	Assembly, housing, cylinder, SFIC, CS200	131.00										
S206-523	Assembly, outside cylinder housing, SFIC, CS200	115.00										
08-029* **	Rose SAT PLY (Snap On Only)	13.00										
B300-057	Assembly, outside cylinder housing, FSIC CS200	115.00										
B300-058	Assembly, outside cylinder housing, CS200	115.00										
F506-864	Escutcheon CAM PLY	94.70										
F206-493	Plate, escutcheon assembly	47.70										
06-242**	Kit, levers	58.50										
F506-864	Escutcheon CAM PLY	91.90										
F206-493	Plate, escutcheon assembly	47.70										
06-242**	Kit, levers	58.50										
*	Rose - Lever Combination Saturn - Saturn, Neptune, Jupiter Plymouth - Accent, Avanti, Avila, Callington, Champagne, Elan, Flair, Jazz, Jupiter, Latitude, Manhattan, Merano, St. Annes											
**	The CS200 product line transitioned from crimp-on roses (not removeable) to snap on roses (removable) in AUGUST 2015. The Rose - Lever Combination needs to be considered for changing levers for locks with crimp-on roses. Snap-on roses can be identified by retention dimples at the base of the rose. If not compatible, an outside chassis with a crimp-on rose can be updated with the following items: - 06-242 Kit, levers - 08-029 Rose SAT PLY (Snap on) - A501-945 Ring reinf rose - F206-496 Outside Chassis Assy, Interconnect											

Miscellaneous Subassemblies/Components		
Part Number	Description	Price Each
S206-502	Interconnect assembly, mechanical	\$99.30
F206-494	Inside chassis assembly, interconnect	37.70
F206-496	Outside chassis assy, interconnect	35.30
A501-945	Ring reinf rose, LUN-ORB-TUL	0.54
F506-878	Driver bar	3.40
F506-867	Handing Plate	6.40

Screw/Screw Packs												
Available Finishes - Specify for Listed Parts						605	609	619	622	625	626	643e
B202-578, S206-504						▪	▪	▪	▪	▪	▪	▪
Part Number	Description	Contents	Price Each									
B202-578	Latch and strike	(4) C603-897	\$8.30									
S206-504	Chassis & trim	(2) B600-101 (2) B520-621 (2) F506-278	6.50									
S206-505	Chassis & Trim, Thick Door	(2) B600-10 (2) B520-621 (2) F506-278	6.50									
B502-873*	Screw, reinf. strike	-	0.58									
*	Order in multiples of 100											

Cylinder Reference Table					
Available Finishes - Specify for Listed Parts				606 613	626 613
22-093				622 643e	622 643e
Part Number	Cylinder Mechanism	Function	Design	Price Each Open	Price Each Restricted
22-093	Standard	Standard Functions	All	\$64.00	\$81.50

Product No Longer Available.

Product No Longer Available.

Product No Longer Available.

Product No Longer Available.

Product No Longer Available.

INTERCONNECTED

CS200-Series

H-6

S200-Series

Product No Longer Available.

Product No Longer Available.

INTERCONNECTED

CS200-Series

H-8

S200-Series

Product No Longer Available.

Product No Longer Available.

INTERCONNECTED

CS200-Series

H-10

S200-Series

Product No Longer Available.

Product No Longer Available.

INTERCONNECTED

CS200-Series

H-12

S200-Series

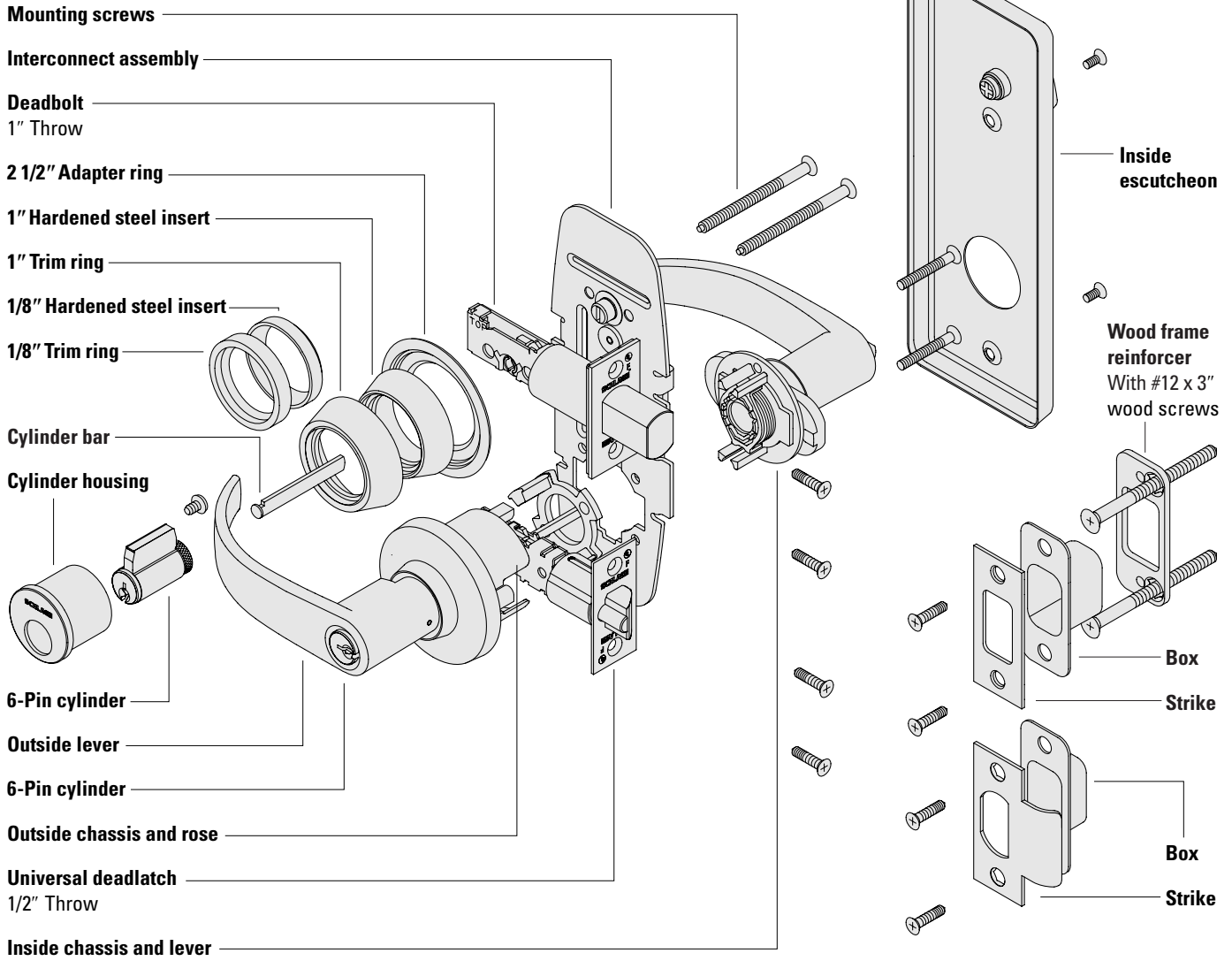
Product No Longer Available.

Product No Longer Available.

Product No Longer Available.

S200 Series

INTERCONNECT LOCK



INTERCONNECTED

CS200-Series

H-Series

S200-1

S200 Series

INTERCONNECT LOCK

To order Schlage products, descriptive data should be in the same sequence as shown below.

Line Item	Qty	Product	Outside		Inside		Hand	Latch	Strike	Dr Thk	Ext	DIM	Additional Details
			DES	FIN	DES	FIN							
1	10	S251PD	NEP	626	FLA	613	RH	12-339	10-109	-	-	-	-

Line Item: Line item number

Qty: Quantity

Product: Product function + Cylinder code

Outside Des: Outside lever design (Choice of lever determines escutcheon. Saturn, Neptune and Jupiter levers default to the Saturn escutcheon. The Flair lever defaults to the Flair escutcheon.)

Outside Fin: Outside finish

Inside Des: Inside lever design: Specify only if different from the outside lever design

Inside Fin: Inside lever finish: Specify only if different from the outside finish (Lever selection determines escutcheon)

Hand: Hand of door: Only one hand allowed per line item. Example: RH=right hand, LH=left hand, RR=right reverse, LR=left reverse

Latch: Product latch: Leave blank for standard latch or specify part number if non-standard latch is required.

Strike: Product strike: Leave blank for standard strike or specify part number if non-standard strike is required.

Dr Thk: Door thickness: N/A for S200 line

Ext: Extension: N/A for S200 line

Dim: Dimension: Enter only for non-standard strike lip length

Additional

Details: Enter additional detail for keying information or special requirements

Common Pricing Information



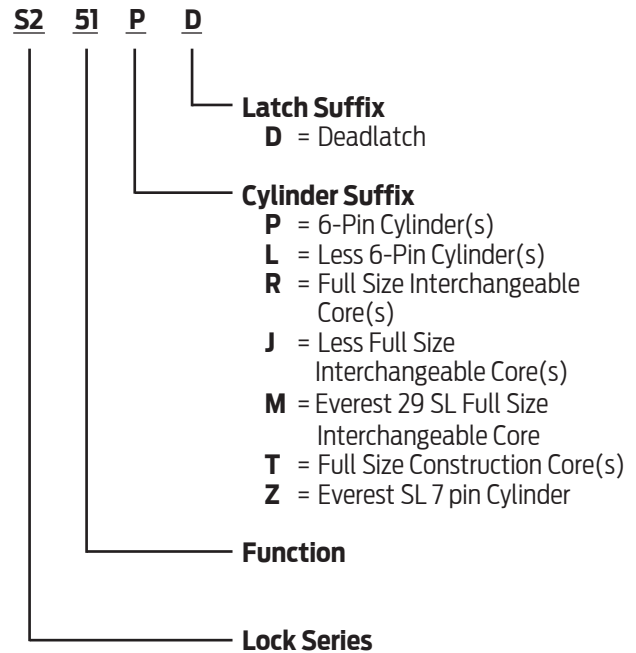
1.	Locks are furnished with standard features unless otherwise specified.
2.	Door thickness is 1 3/4" unless otherwise specified.
3.	Split finishes and designs will be priced at the highest list price of the design and/or finish.
4.	 denotes a lock or part that requires an extended lead time.
5.	 denotes a handed product and requires handing to be specified.
6.	For all restricted keyways (Everest D, Everest 29 T, Quad, Numbered, Reversed) add \$17.50. This does not apply to Primus cylinders. See Terms and Conditions for ordering information and requirements.
7.	Locks, keys and cylinders containing restricted keyways require additional documentation to order. Please see Terms and Conditions for the specific requirements.
8.	Keyway must be specified for keyed functions and cylinders. If not specified, default keyway will be S123 for KA, KD and 0-bitted product and S145 for Factory managed masterkey systems.
9.	Multiple keying options are available. Locks and cylinders are furnished KD unless otherwise specified or excepted by notation.
10.	Control Keys for permanent and construction cores are not included with the lock or cylinder and must be ordered separately.
11.	Locks specified C keyway and KD will receive 6 pin cylinders keyed 5 pin with 5 pin keys. Locks specified 0-bitted will receive 6 pin cylinders with 6 pin keys.
12.	Full Size Interchangeable Cores (FSIC) are furnished 1-bitted unless otherwise specified. If 0-bitted is selected, the order will be entered as 1-bitted. This does not apply to FSIC Primus® cores.
13.	Conventional standard pinned cylinders, Primus cylinders (conventional and FSIC) can be supplied 0-bitted. If 1-bitted is selected, the order will be entered as 0-bitted.
14.	Available plug face finishes are 606 and 626. For brass or bronze finish colors, the plug face finish is 606. For chrome, nickel or stainless steel finish colors, the plug face finish is 626.
15.	Locks and cylinders will be furnished with 2 keys each as standard. Additional keys will be charge at the additional cut keys charge appropriate for the cylinder/key type

Table of Contents

Functions	S200-4
Complete Locks	S200-5
Options	S200-7
Deadbolts/Deadlatches.....	S200-7
Deadbolt Strikes.....	S200-7
Deadlatch Strikes.....	S200-7
Strike Combinations.....	S200-7
Locks Less Components.....	S200-7
Primus® / Primus XP.....	S200-7
Parts	S200-8
Levers and Related Parts.....	S200-8
Escutcheons.....	S200-8
Trim Combinations.....	S200-8
Deadbolts.....	S200-8
Deadlatch.....	S200-9
Deadbolt/Deadlatch Combinations.....	S200-9
Deadbolt Strikes.....	S200-9
Deadlatch Strikes.....	S200-9
Deadbolt/Deadlatch Strike Combinations.....	S200-9
Miscellaneous Parts/Adapters.....	S200-10
Screws.....	S200-10
Screw Packs.....	S200-10
Cylinders.....	S200-10
Complete Cylinders	See Cylinders Section
How To Order	Forms & Examples

Product Identification



Finish Codes and Descriptions

Code		Description
605	(US 3)	Bright Brass
606	(US 4)	Satin Brass
609	(US 5)	Antique Brass
613	(US 10B)	Oil Rubbed Bronze
619	(US 15)	Satin Nickel
625	(US 26)	Bright Chromium Plated
626	(US 26D)	Satin Chromium Plated

Standard Features

Certification	UL Listed for 3-hour fire door.
Deadbolt	1 x 2 1/4", Square corner faceplate, 1" housing diameter, 1" throw
Deadlatch	1 x 2 1/4", Square corner faceplate, 1" housing diameter, 1/2" throw
Strikes	1 1/8" x 2 3/4", Square corner, box (deadbolt) and 1 1/8" x 2 3/4", Square corner, T-strike, box (deadlatch)
Reinforcement	Metal dust box reinforcer with three – 3" screws
Backset	Adjustable for 2 3/8" or 2 3/4"
Cylinder(s)	6-Pin upper cylinder and 6-pin lower cylinder, solid brass, keyed 6-pin, S123 keyway, keyed different (KD) – upper and lower cylinders are keyed alike
Door Range	1 3/8" – 2"
Keys	Two nickel silver cut keys per lock, 6-pin, S123 section

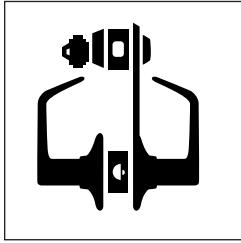
S200 · Functions

UL Listed for 3-hour fire door.

SCHLAGE ANSI

INTERCONNECTED

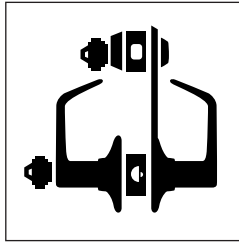
S210PD F95



Entrance, Single Locking

Deadbolt operated by key from outside or by turn unit from inside. Bolt automatically deadlocks when fully thrown. Latch retracted by lever from either side. Turning inside lever retracts deadbolt and latch simultaneously for immediate exit.

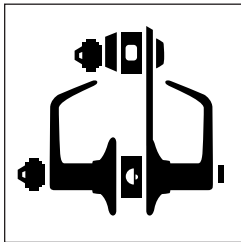
S280PD F98



Storeroom Lock

Deadbolt operated by key from outside or by turn unit from inside. Bolt automatically deadlocks when fully thrown. Outside lever fixed when locked. Entrance by key unlocking lever for access. Turning inside lever retracts deadbolt and latch simultaneously for immediate exit. Latch automatically deadlocks when door is closed.

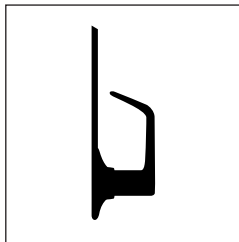
S251PD F97



Entrance, Double Locking

Deadbolt operated by key from outside or by turn unit from inside. Bolt automatically deadlocks when fully thrown. Outside lever unlocked by key from outside when locked by turn button in inside lever. Turning inside lever retracts deadbolt and latch simultaneously for immediate exit. Latch automatically deadlocks when door is closed.

S290



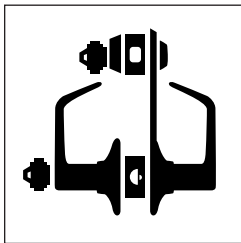
Single Dummy Trim

Dummy trim for inside of door. Used for door pull or as matching inactive trim.

CS200-Series

H-Series

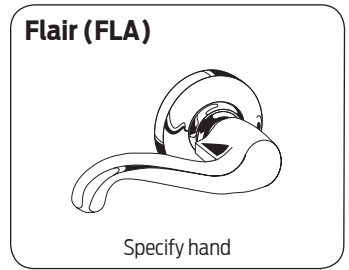
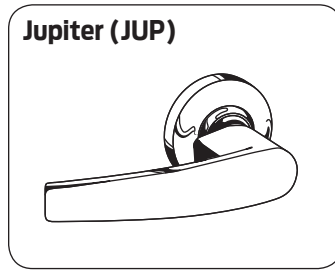
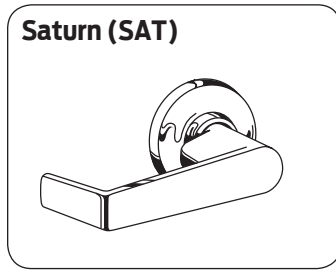
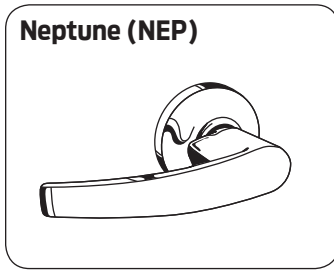
S270PD



Classroom Lock

Deadbolt operated by key from outside or by turn unit from inside. Bolt automatically deadlocks when fully thrown. Outside lever is locked and unlocked by key from outside. Turning inside lever retracts deadbolt and latch simultaneously for immediate exit. Latch automatically deadlocks when door is closed.

S200-4



Commercial Lever Suite					
S200 Lock	S Lock	98/99 Exit	ND Levers	AL Lock	L Lock Levers
Jupiter	Jupiter	07	Athens	Jupiter	07
Neptune	Neptune	17	Sparta	Neptune	17
Saturn	Saturn	06	Rhodes	Saturn	06
Flair	Flair	Asti			Asti

Escutcheons	
<p>Saturn (SAT) Used with NEP, SAT and JUP levers.</p>	<p>Flair (FLA) Used with FLA lever.</p>

Latches	
<p>12-288</p>	<p>16-480</p>

Strikes, Deadbolts				
<p>10-094</p>	<p>10-064</p>	<p>10-092</p>	<p>10-095</p>	<p>10-112</p>

Strikes, Deadlatches			
<p>10-001</p>	<p>10-026</p>	<p>10-027</p>	<p>10-058</p>


S200 - Complete Locks

INTERCONNECTED

CS200-Series

H-Series

S200-6

Function	Description	Design and Finishes			Primary Cylinder Adjustments Available Levers Available Finishes		
		SAT JUP NEP 			LD	RD TD*	JD
		626	605 606 609 619 625	613			
Keyless				ALL	SAT JUP NEP		
S290	Single Dummy	325	331	341	605 606 609 613 619 625		
Keyed, Single Cylinder				LD	RD TD	JD	
S210PD	Entrance	497	509	527	-64	38	-35
Keyed, Double Cylinder				LD CD	RD TD	JD	
S251PD	Entrance	649	661	679	-128	76	-70
S270PD	Classroom						
S280PD	Storeroom						
Secondary Cylinder Adjustment	EVEREST AND RESTRICTED KEYWAY - DOES NOT APPLY TO PRIMUS						
	EVEREST D & T FAMILY & RESTRICTED KEYWAYS (QUAD, NUMBERED, REVERSE)					+17.50	
	SL Cylinder with Everest B or Everest R keyways					+17.50	
	PRIMUS/PRIMUS XP - ORDER THE LOCK LESS CYLINDER AND THE CYLINDER SEPERATELY (PRICES BELOW)						
	SINGLE KIL EXAMPLE: 1 EA. S210LD & 1 EA. 24-769(-XP)					+141.00	
	DOUBLE KIL EXAMPLE: 1 EA. S251LD & 1 EA. 24-769(-XP) 1 EA. 20-752(-XP)					+282.00	
	SINGLE FSIC EXAMPLE: 1 EA. S280JD & 1 EA. 20-740(-XP)					+152.00	
DOUBLE FSIC EXAMPLE: 1 EA. S251JD & 2 EA. 20-740(-XP)					+304.00		
*	Temporary cores (TD option) require non-refundable core handling charge (50-231) of \$10.40 and will be added to the price of the lock.						



Deadbolts/Deadlatches				
Combo Part Number	Deadbolt	Deadlatch	Backset - Hsg Dia. - Description	Lock Adjustment
16-481	12-288	16-480	2 3/8" or 2 3/4" - 1" - Square corner, 1" x 2 1/4"	N/C
16-482	12-289	16-204	2 3/8" or 2 3/4" - 1" - Round corner, 1" x 2 1/4"	
16-483	12-291	16-228	2 3/8" or 2 3/4" - 1" - Square corner, 1 1/8" x 2 1/4"	
16-484	12-633	16-132	5" - 1" - Square corner, 1 1/8" x 2 1/4", deadbolt, and square corner, 1" x 2 1/4", deadlatch (Includes G506-815 housing sleeve for latch and bolt for 1 1/8" preparation)	+33.10

Deadbolt Strikes		
Part Number	Lip Length - Description	Lock Adjustment
10-094	N/A - Square corner, 1 1/8" x 2 3/4"	N/C
10-064	N/A - Circular drive-in, thimble strike, 1 3/16" diameter, 494 (626 only)	
10-092	1 1/8" - 1/4" Radius round corner, full lip, no box, 1 5/8" x 2 1/4"	
10-095	1 1/8" - 1/4" Square corner, full lip, no box, 1 5/8" x 2 1/4"	

Deadlatch Strikes		
Part Number	Lip Length - Description	Lock Adjustment
10-001	1 1/8" - Square corner, T-strike, box, 1 1/8" x 2 3/4"	N/C
10-026	1 1/8" - Square corner, full lip, no box, 1 5/8" x 2 1/4"	
10-027	1 1/8" - 1/4" Radius round corner, full lip, no box, 1 5/8" x 2 1/4"	
10-058	1 7/32" - Circular, adjustable, 1 3/4" diameter (605 & 626 only)	

Strike Combinations			
Deadbolt Strike	Deadlatch Strike	Specify Combo Number	Lock Adjustment
10-094	10-001, 1 1/8" Lip	10-109	N/C
10-064	10-001, 1 1/8" Lip	10-251	
10-094	10-026	10-110	
10-064	10-026	10-253	
10-094	10-027	10-111	
10-064	10-027	10-256	
10-092	10-027	10-257	
10-064	10-058	10-258	
10-095	10-026	10-259	

Locks Less Components		
Description	Specify	Lock Adjustment
Less deadbolt	LLL for deadbolt strike Example: S251PD NEP 626 LLL/16-480 10-109	-21.20
Less deadlatch	LLL for deadlatch strike Example: S251PD NEP 626 12-288/LLL 10-109	-24.40
Less deadbolt strike	LLL for deadbolt strike Example: S251PD NEP 626 16-481 LLL/10-001	-2.40
Less deadlatch strike	LLL for deadlatch strike Example: S251PD NEP 626 16-481 10-094/LLL	-5.40

Shaded items are standard components and are furnished with locks unless otherwise specified.

INTERCONNECTED

CS200-Series

H-Series

S200-8

Levers and Related Parts												
Available Finishes - Specify for Listed Parts						605	606	609	613	619	625	626
08-020, 08-027, 08-030						▪	▪	∞	▪	▪	▪	▪
Part Number	Description	Price Each										
08-020*	Lever - keyed, JUP NEP SAT IFLA	\$78.30										
08-027*	Lever - FSIC, JUP NEP SAT	78.70										
08-030*	Lever - FSIC, driver, retainer (converts PD to JD), JUP NEP SAT	95.00										
S605-242	Full size core driver	9.60										
S605-241	Full size core retainer	4.40										
S605-194	Lever insert for FSIC	4.10										
* Specify part number, style & finish. Ex: 08-020 SAT 626												

Escutcheons												
Available Finishes - Specify for Listed Parts						605	606	609	613	619	625	626
08-032						▪	▪	∞	▪	▪	▪	▪
Part Number	Description	Price Each										
08-032	Inside escutcheon assembly SAT FLA	\$116.00										

Trim Combinations												
Available Finishes - Specify for Listed Parts						605	606	609	613	619	625	626
68-001, 68-003, 68-004, 08-034, 08-035						▪	▪	∞	▪	▪	▪	▪
Part Number	Description	Price Each										
68-001*	S210 - Outside Chassis, Rose and Lever JUP NEP SAT IFLA	\$111.00										
68-003*	S251, S270 - Outside chassis and rose assembly for S51 and S70 function. Requires outside lever	85.90										
68-004*	S280 - Outside Chassis and Rose SAT	117.00										
08-034*	S210, S270, S280 - Inside Chassis and Lever JUP NEP SAT IFLA	132.00										
08-035*	S251 - Inside Chassis and Lever JUP NEP SAT IFLA	132.00										
* Specify part number, style & finish. Ex: 68-001 JUP 626												

Deadbolts												
Available Finishes - Specify for Listed Parts						605	606	609	613	619	625	626
12-288, 12-289, 12-091, 12-633						▪	▪	∞	▪	▪	▪	▪
39-030						▪				▪		
Part Number	Backset - Description	Price Each										
12-288	2 3/8" or 2 3/4" - Square corner, 1" x 2 1/4"	\$33.80										
12-289	2 3/8" or 2 3/4" - Round corner, 1" x 2 1/4"	42.00										
12-291	2 3/8" or 2 3/4" - Square corner, 1 1/8" x 2 1/4"	92.50										
12-633	5" - Square corner, 1 1/8" x 2 1/4"	58.10										
39-030	Rabbeted latch and strike kit - adapts square corner latches and 2 3/4" high square corner strikes to 1/2" rabbeted door and frame preparations.	58.10										

Deadlatch													
Available Finishes - Specify for Listed Parts							605	606	609	613	619	625	626
16-480, 16-204, 16-228, 16-132							▪	▪	∞	▪	▪	▪	▪
39-030							▪				▪		
Part Number	Backset - Description						Price Each						
16-480	2 3/8" or 2 3/4" - Square corner, 1" x 2 1/4"						\$35.90						
16-204	2 3/8" or 2 3/4" - Round corner, 1" x 2 1/4"												
16-228	2 3/8" or 2 3/4" - Square corner, 1 1/8" x 2 1/4"												
16-132	5" - Square corner, 1 1/8" x 2 1/4"						46.60						
39-030	Rabbeted latch and strike kit - adapts square corner latches and 2 3/4" high square corner strikes to 1/2" rabbeted door and frame preparations.						58.10						

Deadbolt/Deadlatch Combinations													
Available Finishes - Specify for Listed Parts							605	606	609	613	619	625	626
16-481, 16-482, 16-483, 16-484							▪	▪	∞	▪	▪	▪	▪
Part Number	Backset - Description	Deadbolt	Deadlatch	Price Each									
16-481	2 3/8" or 2 3/4" - Square corner, 1" x 2 1/4"	12-288	16-480	\$69.70									
16-482	2 3/8" or 2 3/4" - Round corner, 1" x 2 1/4"	12-289	16-204	69.70									
16-483	2 3/8" or 2 3/4" - Square corner, 1 1/8" x 2 1/4"	12-291	16-228	77.90									
16-484	5" - Square corner, 1" x 2 1/4"	12-633	16-132	139.00									

Deadbolt Strikes													
Available Finishes - Specify for Listed Parts							605	606	609	613	619	625	626
10-094, 10-064, 10-092, 10-095							▪	▪	∞	▪	▪	▪	▪
Part Number	Lip Length - Description						Price Each						
10-094	N/A - Square corner, 1 1/8" x 2 3/4"						\$12.20						
10-064	N/A - Circular drive-in, thimble strike, 1 3/16" diameter, 494 (626 only)						16.70						
10-092	1 1/8" - 1/4" Radius round corner, full lip, no box, 1 5/8" x 2 1/4"						7.90						
10-095	1 1/8" - Square corner, full lip, no box, 1 5/8" x 2 1/4"												
10-112	N/A - Metal dust box with screws						11.70						

Deadlatch Strikes													
Available Finishes - Specify for Listed Parts							605	606	609	613	619	625	626
10-001, 10-026, 10-027							▪	▪	∞	▪	▪	▪	▪
10-058							▪				▪		
Part Number	Lip Length - Description						Price Each						
10-001	1 1/8" - Square corner, T-strike, box, 1 1/8" x 2 3/4"						\$6.50						
10-026	1 1/8" - Square corner, full lip, no box, 1 5/8" x 2 1/4"						7.60						
10-027	1/4" Radius round corner, full lip, no box, 1 5/8" x 2 1/4"												
10-058	1 7/32" - Circular, adjustable, 1 3/4" diameter, 605 and 626 only						10.90						

Deadbolt/Deadlatch Strike Combinations													
Available Finishes - Specify for Listed Parts							605	606	609	613	619	625	626
10-109, 10-251, 10-110, 10-253, 10-111, 10-256, 10-257, 10-258, 10-259							▪	▪	∞	▪	▪	▪	▪
Part Number	Deadbolt Strike	Deadlatch Strike	Price Each										
10-109	10-094	10-001, 1 1/8" lip	\$18.70										
10-251	10-064	10-001, 1 1/8" lip	23.20										
10-110	10-094	10-026	19.80										
10-253	10-064	10-026	24.30										
10-111	10-094	10-027	19.80										
10-256	10-064	10-027	24.30										
10-257	10-092	10-027	15.50										
10-258	10-064	10-058	27.60										
10-259	10-095	10-026	15.50										

INTERCONNECTED

CS200-Series

H-Series

S200-10

Miscellaneous Parts/Adapters		
Part Number	Description	Price Each
G506-815	1" Long bolt or latch housing sleeve to adapt 7/8" diameter housing to 1" bore	\$6.90
08-000	Interconnect assembly	109.00
F506-867	Rotational stop	4.60

Screws										
Available Finishes - Specify for Listed Parts				605	606	609	613	619	625	626
C603-897, S605-297				▪	▪	∞	▪	▪	▪	▪
Part Number	Description	Type	Size	Price Each						
B502-998*	Mounting, upper cylinder	PFH Cross Recess	10-32 x 2 1/4"	\$1.40						
C603-897*	Latch and strike	PFH Combo	#8 x 3/4"	0.90						
S605-289*	Mounting, lower chassis	PFH	8-32 x 1 1/4"	1.60						
S605-297*	Escutcheon (2 req.)	POH	6-32 x 3/8"	1.80						
* Order in multiples of 100										

Screw Packs										
Available Finishes - Specify for Listed Parts				605	606	609	613	619	625	626
S306-151				▪	▪	∞	▪	▪	▪	▪
Part Number	Description	Contents		Price Each						
S306-151	Mounting screws	(2) S605-289 (2) B502-998		\$10.00						

Torx Screw Packs										
Available Finishes - Specify for Listed Parts				605	606	609	613	619	625	626
C203-311				▪	▪	∞	▪	▪	▪	▪
Part Number	Description	Contents		Price Each						
C203-311*	Latch and strike (2 req.)	(4) C503-766 (T-15)		\$21.30						
* Torx screw packs are furnished with appropriate T-xx installation tool(s)										

Cylinder Reference Table					
Available Finishes - Specify for Listed Parts				606	626
21-059, 20-752/XP, 20-552/XP, 22-081, 24-769/XP, 24-569/XP					
Part Number	Cylinder Mechanism	Function	Design	Price Each Open	Price Each Restricted
21-059	Standard	Keyed Levers	All	\$64.00	\$81.50
91-007	Standard SL				
20-752	Primus				
20-752-XP	Primus-XP			141.00	141.00
91-722-XP	Everest SL Primus XP (R/B Keyways only)				
20-552	Primus UL437			174.00	
20-552-XP	Primus UL437-XP				
22-081	Standard - 6-pin	Deadbolts	All	64.00	81.50
24-769	Primus				
24-769-XP	Primus-XP			141.00	
91-729-XP	Everest SL Primus XP (R/B Keyways only)				141.00
24-569	Primus UL437				
24-569-XP	Primus UL437-XP			174.00	

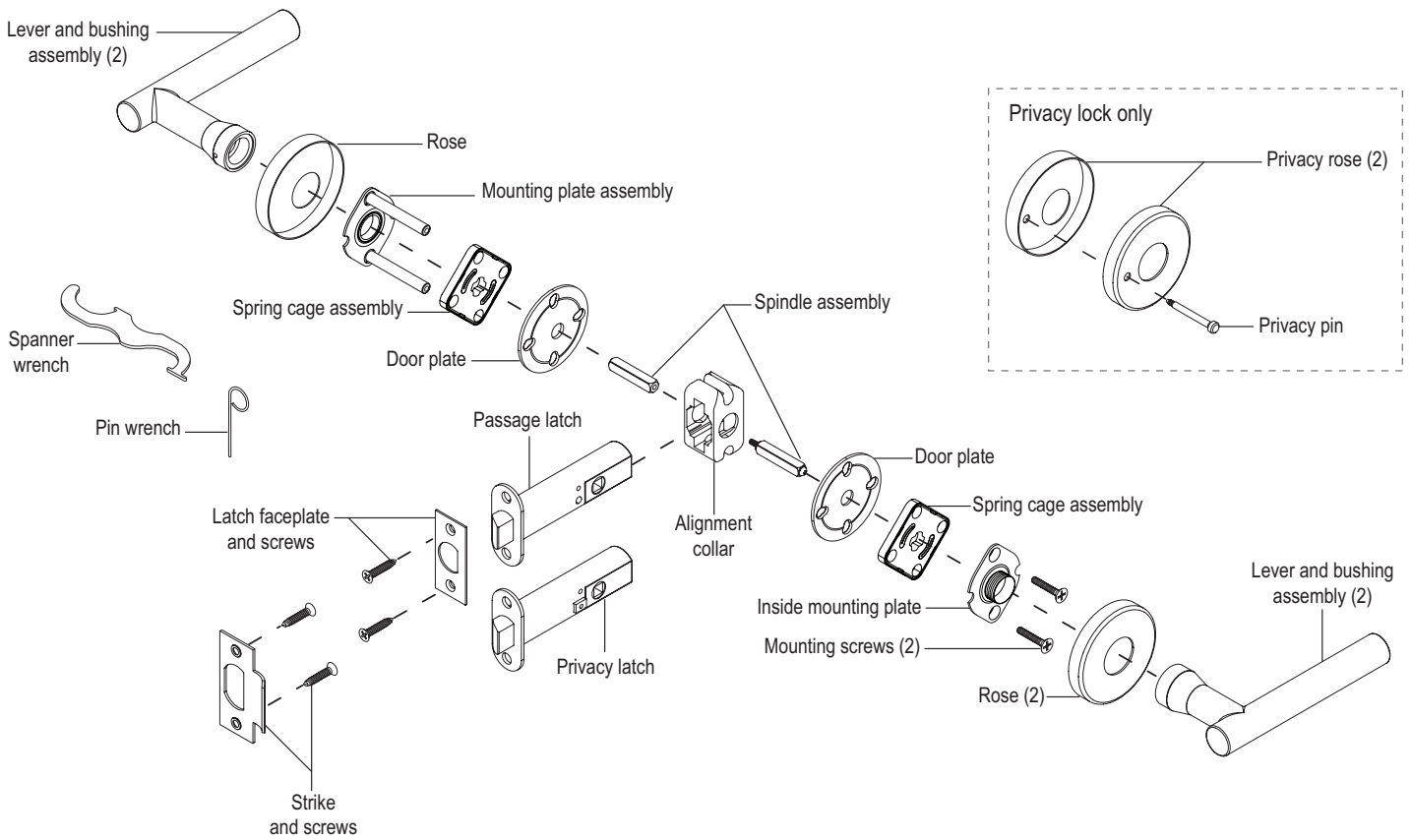
LT Series

GRADE 2 TUBULAR LEVERED LOCK

TUBULAR

LT-1

S-Series



LT Levers

Ordering Procedures

To order Schlage LT locks, descriptive data should be in the same sequence as shown below.

Line Item	Qty	Product	Outside		Inside		Hand	Latch	Strike	Dr Thk	Ext	DIM	Additional Details
			DES	FIN	DES	FIN							
1	10	LT40	M63B	630				THP-8201	10-004	2"			

Line Item: Line item number

Qty: Quantity

Product: Product function

Outside Des: Lever design + rose code

Outside Fin: Finish

Inside Des: Not applicable for the LT Series, leave blank. (mixed trim not available)

Inside Fin: Not applicable for the LT Series, leave blank. (mixed trim not available)

Hand: Specify RH or LH for single dummy functions only (universal design does not require handing on functions with two levers)

Latch: Product latch, leave blank for standard latch or specify part number if non-standard

Strike: Product strike, leave blank for standard strike or specify part number if non-standard

Dr Thk: Door thickness, leave blank for standard thickness or specify if non-standard (2" maximum)

Ext: Not applicable for the LT series, leave blank.

Dim: Not applicable for the LT Series, leave blank.

Additional

Details: Enter any special requirements

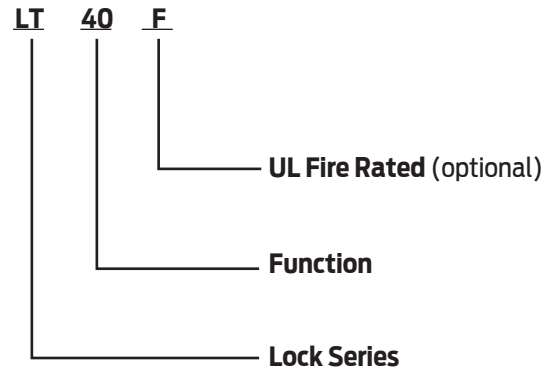
Common Pricing Information

1. Locks are furnished with standard features unless otherwise specified.
2. Door thickness is 1 3/4" unless otherwise specified.
3. Split finishes and designs are not available for the LT Series.
4. Engineering specials are denoted by a part number beginning with "X".
5. ⌚ denotes a lock or part that requires an extended lead time.
6. 🖐️ denotes a handed product and requires handing to be specified.

Table of Contents

Functions	LT-4
Complete Locks	LT-4
Options	LT-8
Parts	LT-9
Levers, Roses, and Latches & Strikes	LT-9
Miscellaneous Parts	LT-10
How To Order	Forms & Examples

Product Identification



Finish Codes and Descriptions

Code		Description
605	(US3)	Bright Brass
606	(US4)	Satin Brass
609	(US5)	Antique Brass
619	(US15)	Satin Nickel
622	(US19)	Matte Black
625	(US26)	Bright Chromium Plated
626	(US26D)	Satin Chromium Plated
626AM		Antimicrobial Coating on Satin Chromium
629	(US32)	Bright Stainless Steel
630	(US32D)	Satin Stainless Steel
630AM		Antimicrobial Coating on Satin Stainless Steel
643e	(US11)	Aged Bronze

Standard Features

Locks are furnished with standard features unless otherwise specified.



Certification	ANSI/BHMA Certified ANSIA156.2-2011, Series 4000, Grade 2. Available UL Listed for 20 minute fire door.
Latch	1 1/8" x 2 1/4", Square corner faceplate, 7/8" housing diameter, 1/2" throw
Strike	1 1/8" x 2 3/4", Square corner, T-strike, Box
Backset	2 3/4" standard, 2 3/8" optional
Door Range	1 3/8" - 1 3/4"

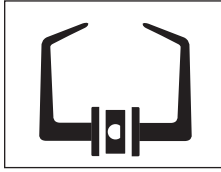
LT - Functions

ANSI/BHMA Certified A156.2-2011, Series 4000, Grade 2, Available UL listing

Non-Keyed Locks

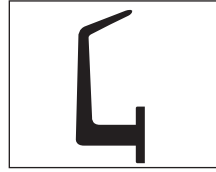
SCHLAGE ANSI

LT10



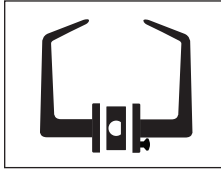
Passage Latch
Both levers always unlocked.

LT170



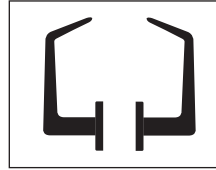
Single Dummy Trim
Dummy trim for one side of door.

LT40



Privacy Lock
Both levers unlocked unless outside lever locked by push-button on inside rose. Turning inside lever or inserting emergency key into outside rose unlocks outside lever. Restoring feature unlocks outside lever by closing the door.

LT172



Pair Dummy Trim
Dummy trim for both sides of door.

LT - Complete Locks*

Standard Lever Collection*B or C Rose Trim

LT-Series (B or C Rose Trim) - Standard Levers		Lever Designs	
Function	Description	Standard Lead time: 03, 06, 07, 12, 17, OME	
		☒: 01, 02, 05, 18, LAT, LON, ACC†, AST†, MER†	
		† Not available 629, 630	
		Finishes	
		605 606 609 619 622 625 626 629 630 643e	
Keyless Functions			
LT10	Passage	\$266.00	
LT10F	Passage, Firerated	275.00	
LT40	Privacy	281.00	
LT40F	Privacy, Firerated	288.00	
LT170	Single Dummy	126.00	
LT172	Pair Dummy	255.00	

Cast or Forged Lever Designs with Wrought Roses

<p>01</p>	<p>02</p>	<p>03</p>	<p>05</p>
<p>06</p> <p>Not available with C Rose</p>	<p>07</p>	<p>12</p>	<p>17</p>
<p>18</p>	<p>LAT</p>	<p>LON</p>	<p>OME</p>
<p>Accent (ACC)</p>	<p>Asti (AST)</p>	<p>Merano (MER)</p>	

Wrought Rose Designs

<p>B</p> <p>2 9/16" (65mm) diameter</p>	<p>C</p> <p>2 5/8" (66mm) diameter</p>
--	---

Note: Above images shown with B Rose. Design of LT lock allows the inside and outside levers to be interchanged; as a result, it is not necessary to specify handing.

TUBULAR
LT-5
S-Series

TUBULAR

LT-6

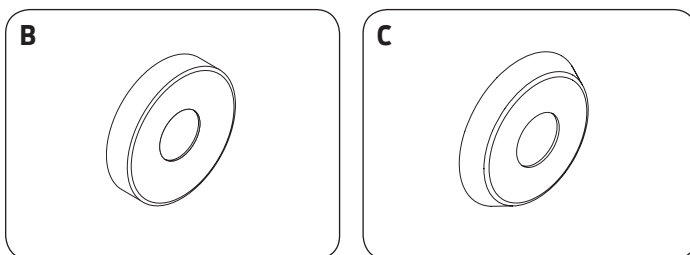
S-Series

LT-Series (B or C Rose Trim) - M Collection Levers		
Function	Description	Lever Designs
		Standard Lead time: M51, M52, M81 ⊗: ME1, ME2, ME3, M53, M54, M55, M56, M57 [†] , M61, M62 [†] , M63, M82, M83, M84, M85 [†] Available 629 and 630 only
		Finishes
		605 606 609 619 622 625 626 629 630 643e
Keyless Functions		
LT10	Passage	\$266.00
LT10F	Passage, Firerated	275.00
LT40	Privacy	281.00
LT40F	Privacy, Firerated	288.00
LT170	Single Dummy	126.00
LT172	Pair Dummy	255.00

Cast or Forged Lever Designs with Wrought Roses

<p>M51</p>	<p>M52</p>	<p>M53</p>
<p>M54</p>	<p>M55</p>	<p>M56</p>
<p>M57</p>	<p>M61</p>	<p>M62</p>
<p>M63</p>	<p>M81</p>	<p>M82</p>
<p>M83</p>	<p>M84</p>	<p>M85</p>
<p>ME1</p>	<p>ME2</p>	<p>ME3</p>

Wrought Rose Designs



Note: Above images shown with B Rose. Design of LT lock allows the inside and outside levers to be interchanged; as a result, it is not necessary to specify handing except with single dummy function.

TUBULAR

LT-8

S-Series

Latches		
Specify	Description	List Price Adjustment
Non-Firerated Latches		
THP-8301	Passage Latch, 2 3/4" backset. 11/8" x 2 1/4" square faceplate. Standard, typical for > 1 3/4" thick doors.	N/C
THP-8201	Passage Latch, 2 3/8" backset. 1" x 2 1/4" square faceplate. Typical for 1 3/8" thick doors.	
THP-8319	Privacy Latch, 2 3/4" backset. 11/8" x 2 1/4" square faceplate. Standard, typical for > 1 3/4" thick doors.	
THP-8219	Privacy Latch, 2 3/8" backset. 1" x 2 1/4" square faceplate. Typical for 1 3/8" thick doors.	
Firerated Latches		
THP-8301-F	Passage Latch, 2 3/4" backset. 11/8" x 2 1/4" square faceplate. Standard, typical for > 1 3/4" thick doors.	N/C
THP-8201-F	Passage Latch, 2 3/8" backset. 1" x 2 1/4" square faceplate. Typical for 1 3/8" thick doors.	
THP-8319-F	Privacy Latch, 2 3/4" backset. 11/8" x 2 1/4" square faceplate. Standard, typical for > 1 3/4" thick doors.	
THP-8219-F	Privacy Latch, 2 3/8" backset. 1" x 2 1/4" square faceplate. Typical for 1 3/8" thick doors.	

Strikes		
Specify	Description	List Price Adjustment
10-001	Square corner, T-strike, box, 11/8" x 2 3/4", 11/8" lip length (standard strike)	N/C
10-001 xx	Square corner, T-strike, box, 11/8" x 2 3/4", specify lip length (xx) as 1", 1 1/4", 1 1/2", 1 3/4", 2"	\$8.00
10-004	Round corner (1/4" radius), T-strike, box 1 1/8" x 2 3/4", 1 1/8" lip length	N/C
10-025 1316	ANSI, no box, 1 1/4" x 4 7/8", 1 3/16" lip length	28.80
10-025 xx	ANSI, no box, 1 1/4" x 4 7/8", specify lip length as 1 3/8" or 1 1/2"	
K510-066	Box for 10-025 ANSI strike	
10-026	Square corner, full lip, no box, 1 5/8" x 2 1/4", 1 1/8" lip length	
10-027	Round corner (1/4" radius), full lip, no box, 1 5/8" x 2 1/4", 1 1/8" lip length	N/C
C603-623	Box for 10-001 T-Strike	
Ordering instructions: specify desired strike on order only if requesting different from standard		

Non Standard Door Thickness		
Description	Specify	List Price Adjustment
Door thickness	Extension kit for doors > 1 3/4" up to 2" thick, extended equally	10.70
Ordering instructions: Include thickness dimension in order. EX: LT40 06B 626 2" (LT40 function, 06B trim, 626, 2" door thickness)		

Antimicrobial Coating		
Specify	Description	List Price Adjustment
626AM or 630AM	Adds silver-ion based antimicrobial coating to inside and outside lever, bushing, rose, and privacy pin (if applicable)	\$52.40
Ordering instructions: Specify finish as either 626AM or 630AM		

Levers											
Levers & Knobs											
Style	Lever & Knob Design	605	606	609	619	622	625	626	629	630	643e
Standard	01, 02, 03, 05, 06, 07, 12, 17, 18, OME	▪	▪	▪	▪	▪	▪	▪	▪	▪	▪
	LAT, LON	▪	▪	▪	▪	▪	▪	▪	▪	▪	▪
	ACC, AST, MER	▪	▪	▪	▪	▪	▪	▪	▪	▪	▪
Decorative	M51, M52, M53, M54, M55, M56, M61, M63, M81, M82, M83, M84, M85, ME1, ME2, ME3	▪	▪	▪	▪	▪	▪	▪	▪	▪	▪
	M57, M62								▪	▪	
Extended Factory Lead Time specify handing											
Part Number	Description	Standard Levers				Decorative Levers					
09-502	Lever with bushing only	\$181				\$196					
Ordering instructions: Specify part number, lever style, finish. Ex: 09-502 03 626											

Roses											
Roses											
Available Finishes		605	606	609	619	622	625	626	629	630	643e
		▪	▪	▪	▪	▪	▪	▪	▪	▪	▪
Part Number	Description	Price Each									
09-403 xx	Passage Rose; specify (xx) as either B or C Rose design	\$102.00									
09-486	Privacy Rose, 'B' design										
09-459	Privacy Rose, 'C' design										
Ordering instructions: Specify part number + finish. Ex: 09-403 B 626											

Latches & Strikes											
Latches & Strikes											
Available Finishes		605	606	609	619	622	625	626	629	630	643e
		▪	▪	▪	▪	▪	▪	▪	▪	▪	▪
Part Number	Description	Price Each									
Springlatches											
THP-8301-CH	Passage Latch Assembly, 2 3/4" backset, 1 1/8" x 2 1/4" square faceplate. Typical for > 1 3/4" doors. Includes screws.	65.00									
THP-8301-F-CH	Passage Latch Assembly, 2 3/4" backset, 1 1/8" x 2 1/4" square faceplate. Typical for > 1 3/4" doors. Includes screws. UL-20 minute fire-rated.	68.70									
THP-8201-CH	Passage Latch Assembly, 2 3/8" backset, 1" x 2 1/4" square faceplate. Typical for 1 3/8" doors. Includes screws.	65.00									
THP-8201-F-CH	Passage Latch Assembly, 2 3/8" backset, 1" x 2 1/4" square faceplate. Typical for 1 3/8" doors. Includes screws. UL 20 minute fire-rated.	71.20									
THP-8319-CH	Privacy Latch Assembly, 2 3/4" backset, 1 1/8" x 2 1/4" square faceplate. Typical for > 1 3/4" doors. Includes screws.	65.00									
THP-8319-F-CH	Privacy Latch Assembly, 2 3/4" backset, 1 1/8" x 2 1/4" square faceplate. Typical for > 1 3/4" doors. Includes screws. UL 20 minute fire-rated.	71.20									
THP-8219-CH	Privacy Latch Assembly, 2 3/8" backset, 1" x 2 1/4" square faceplate. Typical for 1 3/8" doors. Includes screws.	65.00									
THP-8219-F-CH	Privacy Latch Assembly, 2 3/8" backset, 1" x 2 1/4" square faceplate. Typical for 1 3/8" doors. Includes screws. UL 20 minute fire-rated.	71.20									
Strikes											
10-001	Square corner, T-strike, box, 1 1/8" x 2 3/4", 1 1/8" lip length (standard strike)	66.50									
10-001 xx	Square corner, T-strike, box, 1 1/8" x 2 3/4", specify lip length (xx) as 1", 1 1/4", 1 1/2", 1 3/4", 2"	14.80									
10-004	Round corner (1/4" radius), T-strike, box 1 1/8" x 2 3/4", 1 1/8" lip length	11.10									
10-025 1316	ANSI, no box, 1 1/4" x 4 7/8", 1 3/16" lip length	15.20									
10-025 xx	ANSI, no box, 1 1/4" x 4 7/8", specify lip length as 1 3/8" or 1 1/2"	43.70									
K510-066	Box for ANSI strike (finish not applicable)	7.20									
10-026	Square corner, full lip, no box, 1 5/8" x 2 1/4", 1 1/8" lip length	7.60									
10-027	Round corner (1/4" radius), full lip, no box, 1 5/8" x 2 1/4", 1 1/8" lip length	7.60									
C603-623	Box for 10-026 or 10-001 T-strike (finish not applicable)	0.68									
Ordering Instructions: Specify part number and finish. if applicable.											

TUBULAR

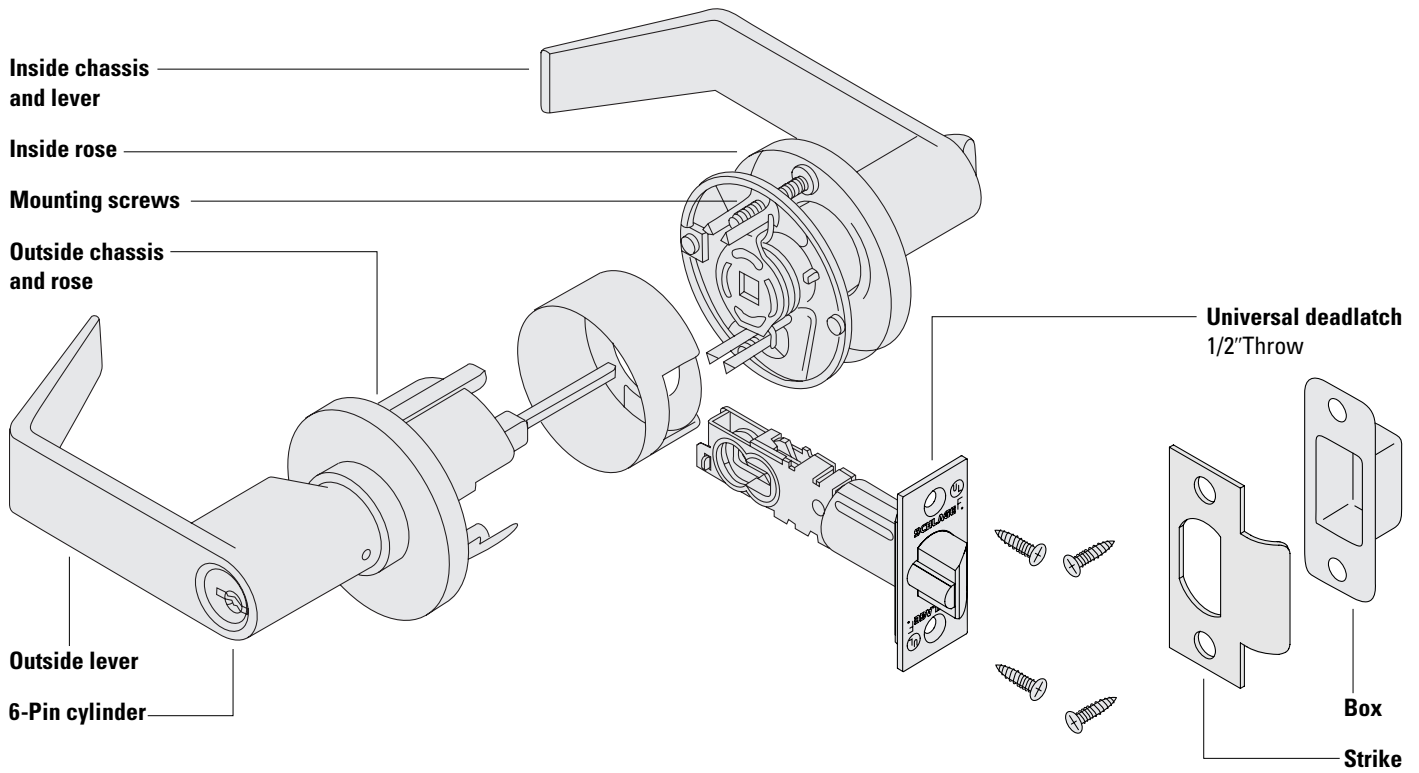
LT-10

S-Series

Miscellaneous Parts		Available Finishes									
		605	606	609	619	622	625	626	629	630	643e
Part Number	Description	Price Each									
THP-022	Privacy Pin	\$20.80									
THP-021	Privacy Pin Stand off (for > 1 3/4" to 2" thick doors) (finish not applicable)	6.50									
THP-S88806-IR	Spindle Assembly (finish not applicable)	20.70									
L583-685	Latch Alignment Collar (finish not applicable)	20.10									
L283-031	Inside Mounting Plate	39.00									
L283-340	Outside Mounting Plate Assembly, 1 3/8" - 1 3/4" thick doors (finish not applicable)	39.00									
L283-378	Outside Mounting Plate Assembly, > 1 3/4" - 2" thick doors (finish not applicable)	45.50									
L283-341	LT Springcage (finish not applicable)	23.40									
L583-682	Door Plate (finish not applicable)	15.70									
L583-684	Dummy Springcage for LT0170 & LT0172 functions (finish not applicable)	31.30									
L583-708	Wrench, pin (emergency pin for privacy function) (finish not applicable)	2.70									
B202-517	Strike and Latch Screws (4 screw total)	8.30									
L583-584	Mounting Plate screws (requires 2 per lock)	3.80									
F506-455	Screw, Combination wood/metal	0.70									
Ordering Instructions: Specify part number and finish, if applicable											

S Levers

GRADE 2 TUBULAR LEVERED LOCK



S Levers

Ordering Procedures

To order Schlage products, descriptive data should be in the same sequence as shown below.

Line Item	Qty	Product	Outside		Inside		Hand	Latch	Strike	Dr Thk	Ext	DIM	Additional Details
			DES	FIN	DES	FIN							
1	10	S51PD	FLA	626	FLA	613	RH	16-204	10-025			1316	KA

Line Item: Line item number

Qty: Quantity

Product: Product function + cylinder code

Outside Des: Outside lever design

Outside Fin: Outside finish

Inside Des: Inside lever design, specify only if different from the outside lever design

Inside Fin: Inside lever finish, specify only if different from the outside finish

Hand: Hand of door, specify only for Flair (FLA) lever design

Latch: Product latch, leave blank for standard latch or specify part number if non-standard latch is required. LLL = less latch

Strike: Product strike, leave blank for standard strike or specify part number if non-standard strike is required. LLL = less strike

Dr Thk: Door thickness, leave blank (S lock only has standard compatibility with 1 3/8" -2" doors except for S40D, 1 3/8" - 17/8")

Ext: Extension, leave blank for S lock

Dim: Dimension, enter only for non-standard strike lip length

Additional

Details: Enter additional detail for keying information or special requirements



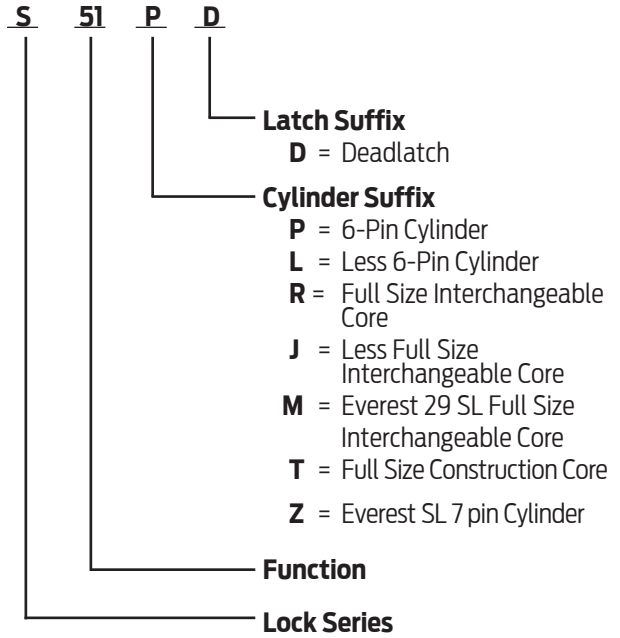
Common Pricing Information	
1.	Locks are furnished with standard features unless otherwise specified.
2.	Door thickness is 1 3/4" unless otherwise specified.
3.	Split finishes and designs will be priced at the highest list price of the design and/or finish.
4.	Engineering specials are denoted by a part number beginning with "X".
5.	 denotes a lock or part that requires an extended lead time.
6.	 denotes a handed product and requires handing to be specified.
7.	For all restricted keyways (Everest D, Everest 29 T, Quad, Numbered, Reversed) add \$17.50. This does not apply to Primus cylinders. See Terms and Conditions for ordering information and requirements.
8.	Locks, keys and cylinders containing restricted keyways require additional documentation to order. Please see Terms and Conditions for the specific requirements.
9.	Keyway must be specified for keyed functions and cylinders. If not specified, default keyway will be S123 for KA, KD and 0-bitted product and S145 for Factory managed masterkey systems.
10.	Multiple keying options are available. Locks and cylinders are furnished KD unless otherwise specified or excepted by notation.
11.	Control Keys for permanent and construction cores are not included with the lock or cylinder and must be ordered separately.
12.	Locks specified C keyway and KD will receive 6 pin cylinders keyed 5 pin with 5 pin keys. Locks specified 0-bitted will receive 6 pin cylinders with 6 pin keys.
13.	Full Size Interchangeable Cores (FSIC) are furnished 1-bitted unless otherwise specified. If 0-bitted is selected, the order will be entered as 1-bitted. This does not apply to FSIC Primus® cores.
14.	Conventional standard pinned cylinders, Primus cylinders (conventional and FSIC) can be supplied 0-bitted. If 1-bitted is selected, the order will be entered as 0-bitted.
15.	Available plug face finishes are 606 and 626. For brass or bronze finish colors, the plug face finish is 606. For chrome, nickel or stainless steel finish colors, the plug face finish is 626.
16.	Locks and cylinders will be furnished with 2 keys each as standard. Additional keys will be charge at the additional cut keys charge appropriate for the cylinder/key type

Table of Contents

Functions	S-4
Complete Locks	S-5
Options	S-7
DeadLatches.....	S-7
Strikes.....	S-7
Locks Less Components.....	S-7
Tactile Warning and Tamper Resistant Torx® Screws.....	S-7
Parts	S-8
Levers, Roses, and Chassis Parts.....	S-8
Latches & Strikes.....	S-8
Adapters.....	S-9
Screws.....	S-9
Standard Screw Packs.....	S-9
Torx Screw Packs.....	S-9
Special Parts.....	S-9
Cylinders.....	S-10
Complete Cylinders	See Cylinders Section
How To Order	Forms & Examples

Product Identification



Finish Codes and Descriptions

Code		Description
605	(US 3)	Bright Brass
606	(US 4)	Satin Brass
609	(US 5)	Antique Brass
613	(US 10B)	Oil Rubbed Bronze
619	(US 15)	Satin Nickel
625	(US 26)	Bright Chromium Plated
626	(US 26D)	Satin Chromium Plated

Standard Features

Certification	ANSI/BHMA Certified A156.2-2011, Series 4000, Grade 2, UL Listed for 3-hour fire door.
Latch	1" x 2 1/4", Square corner faceplate, 7/8" housing diameter, 1/2" throw
Strike	1 1/8" x 2 3/4", Square corner, T-strike, box
Backset	Dual backset latch, fits either 2 3/8" or 2 3/4" backsets
Cylinder	6-Pin solid brass, keyed 6-pin, S123 keyway, keyed different (KD)
Door Range	1 3/8" – 2" (except S40D: 1 3/8" – 1 7/8")
Keys	Two nickel silver cut keys per lock, 6-pin, S123 section



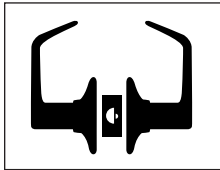
S · Functions

ANSI/BHMA Certified A156.2-2011, Series 4000, Grade 2, UL Listed for 3-hour fire door.

Non-Keyed Locks

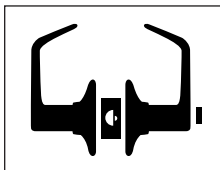
SCHLAGE ANSI

S10D F75



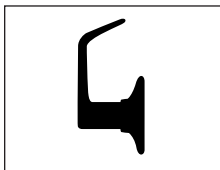
Passage Latch
Both levers always unlocked.

S40D F76



Bath/Bedroom Privacy Lock
Push-button locking. Can be unlocked from outside with small circular tool. Turning inside lever releases button. Closing the door does not release button.

S170

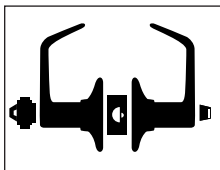


Single Dummy Trim
Dummy trim for one side of door. Used for door pull or as matching inactive trim.

Keyed Locks

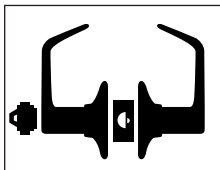
SCHLAGE ANSI

S51PD F81



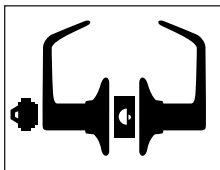
Entrance Lock
Outside lever locked and unlocked by key or by thumbturn inside. Inside lever always unlocked for immediate egress. Turning inside lever does not unlock outside lever.

S70PD F84



Classroom Lock
Outside lever locked and unlocked by key. Inside lever always unlocked for immediate egress.

S80PD F86

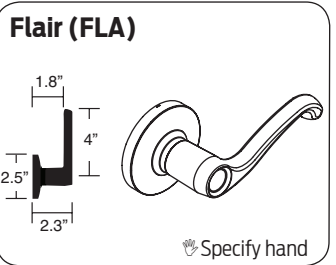
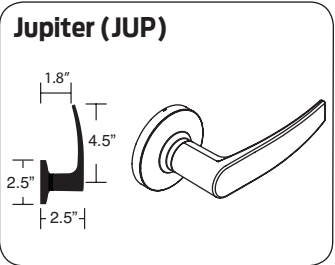
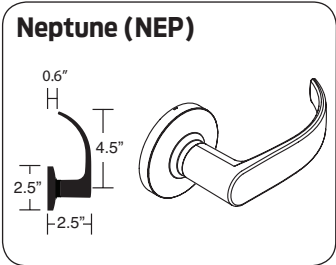
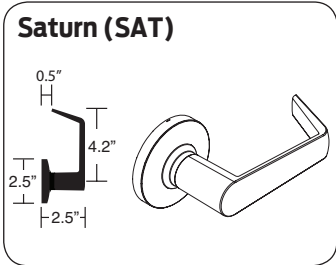


Storeroom Lock
Outside lever fixed. Entrance by key only. Inside lever always unlocked for immediate egress.

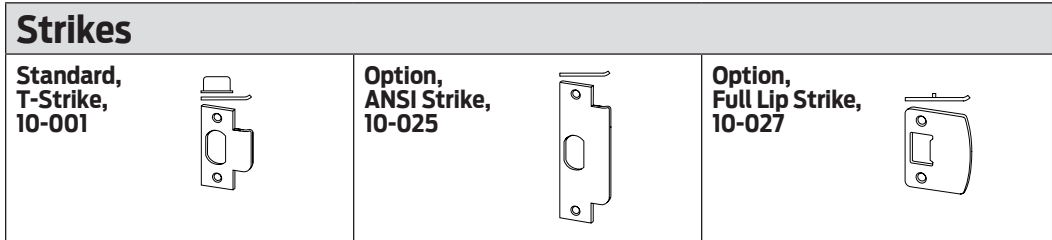
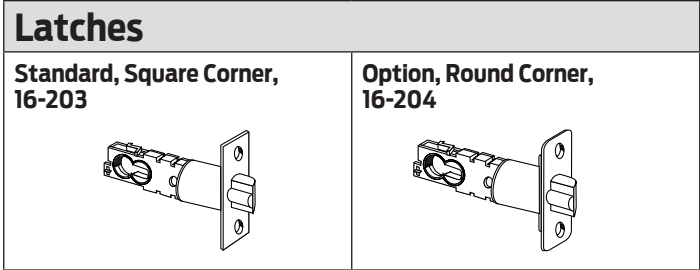
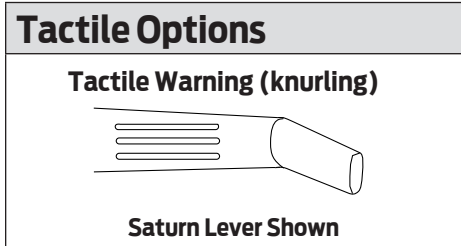
TUBULAR

LT-Series

S-4



Commercial Lever Suite				
S Lock (tubular)	L Lock (mortise)	ND Lock (cylindrical)	AL Lock (cylindrical)	Von Duprin (Exit Devices)
Saturn	06	Rhodes	Saturn	06
Neptune	17	Sparta	Neptune	17
Jupiter	07	Athens	Jupiter	07
Flair	Asti			Asti





S - Complete Locks

TUBULAR

LT-Series

S-6

Function	Description	Designs and Finishes			PRIMARY CYLINDER ADJUSTMENTS			
		SAT NEP JUP FLA 			LD = Less standard 6-pin cylinder			
		626	605 606 619 625 609	613	JD = Less Full Size Core			
					SAT NEP JUP FLA 		SAT NEP JUP	
Keyless					RD = FSIC (Full Size Interchangeable Core)			
					TD* = Full Size Construction Core			
S10D	Passage	\$206	\$218	\$236				
S40D	Privacy	254	266	284				
S170	Single Dummy	96	102	112				
Keyed, Single Cylinder					LD	JD	RD	TD*
S51PD	Entrance	\$322	\$334	\$352	-64	-35	38	
S70PD	Classroom							
S80PD	Storeroom							
Notes	For all restricted keyways (Everest D, Everest 29 T, Quad, Numbered, Reversed) add \$17.50. This does not apply to Primus cylinders. See Terms and Conditions for ordering information and requirements.							
	SL Cylinder with Everest B or Everest R keyways add \$17.50.							
*	Full size construction core locks are assessed a one-time non-refundable handling charge (50-231) per core							
Ordering instructions: To change cylinder type from default 6-pin standard, change lock suffix as appropriate. Ex: S51JD for S51 function less full size core.								

Primus / Primus XP - available through specific channels based on security levels. See Terms & Conditions for details.

Specify	Description	Price Each
Primus Cylinders		
LD Suffix	Order lock less cylinder; order Primus cylinder 20-752 separately	-\$64 (deduct from lock price)
20-752	Primus Cylinder	141
Full-Size Interchangeable Primus Core		
JD Suffix	Order lock less full size core; order Primus core 20-740 separately	-\$35 (deduct from lock price)
20-740	Full-size interchangeable Primus core	152
Ordering instructions: Add suffix to lock function, order Primus cylinder separately.		

DeadLatches		
Specify	Description	List Price Adjustment
16-203	Adjustable 2 3/8" or 2 3/4" backset, 1" x 2 1/4" square corner (standard latch) (includes A501-878 latch adapter for 1 1/8" prep & G506-815 sleeve for 1" housing)	N/C
16-204	Adjustable 2 3/8" or 2 3/4" backset, 1" x 2 1/4" round corner (1/4" radius)	
16-132	5" backset, 1" x 2 1/4" square corner (includes A501-897 latch adapter for 1 1/8" prep & G506-815 sleeve for 1" housing)	\$9.90
Ordering instructions: specify desired latch on order only if requesting different from standard.		

Strikes		
Specify	Description	List Price Adjustment
10-001	Square corner, T-strike, box, 1 1/8" x 2 3/4", 1 1/8" lip length (standard strike)	N/C
10-001 xx	Square corner, T-strike, box, 1 1/8" x 2 3/4", specify lip length (xx) as 1", 1 1/4", 1 1/2", 1 3/4", 2"	\$7.30
10-004	Round corner (1/4" radius), T-strike, box 1 1/8" x 2 3/4", 1 1/8" lip length	N/C
10-025 1316	ANSI, no box, 1 1/4" x 4 7/8", 1 3/16" lip length	
10-025 xx	ANSI, no box, 1 1/4" x 4 7/8", specify lip length as 1 3/8" or 1 1/2"	14.80
K510-066	Box for ANSI strike	N/C
10-026	Square corner, full lip, no box, 1 5/8" x 2 1/4", 1 1/8" lip length	
10-027	Round corner (1/4" radius), full lip, no box, 1 5/8" x 2 1/4", 1 1/8" lip length	
Ordering instructions: specify desired strike on order only if requesting different from standard.		

Locks Less Components		
Description	Specify	List Price Adjustment
Less standard cylinder	LD cylinder suffix Example: S5ILD Sat 626	-\$64.00
Less deadlatch	LLL for latch Example: S5IPD Sat 626 LLL 10-001	-21.10
Less strike	LLL for strike Example: S5IPD Sat 626 16-203 LLL	-4.70
Ordering instructions: specify on order only if requesting different from standard.		

Tactile Warning and Tamper Resistant Torx® Screws		
Specify	Description	List Price Adjustment
'8' lever prefix	Tactile warning applied to outside lever; specify lever design as 8SA for tactile on Saturn lever, 8JU for tactile on Jupiter, etc.	\$46.40
Torx screws	Tamper-resistant Torx screws; specify under "additional details"	21.30

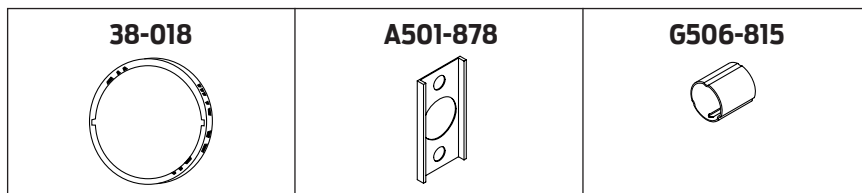
TUBULAR

LT-Series

S-8

Available Finishes		605	606	609	613	625	626
		▪	▪	⌚	▪	▪	▪
Part Number	Description	Price Each					
Inside Chassis & Lever Assembly, Inside Rose							
68-011 xxx	Inside chassis & lever assembly for S10, S70, S80 function. Specify (xxx) as SAT NEP JUP FLA ⌚ lever design	\$113.00					
68-012 xxx	Inside chassis & lever assembly for the S40 function. Specify (xxx) as SAT NEP JUP FLA ⌚ lever design	124.00					
68-013 xxx	Inside chassis & lever assembly for the S51 function. Specify (xxx) as SAT NEP JUP FLA ⌚ lever design						
08-021	Rose for inside chassis & lever assembly	27.50					
Outside Chassis, Rose and Lever (NON-KEYED)							
68-001 xxx	Outside chassis, rose & lever assembly for the S10 function. Specify (xxx) as SAT NEP JUP FLA ⌚ lever design	\$111.00					
68-002 xxx	Outside chassis, rose & lever assembly for the S40 function. Specify (xxx) as SAT NEP JUP FLA ⌚ lever design	111.00					
Outside Chassis & Rose (KEYED)							
68-003	Outside chassis and rose assembly for S51 and S70 function. Requires outside lever (see section below)	\$75.60					
68-004	Outside chassis and rose assembly for S80 function. Requires outside lever (see section below)						
Outside Keyed Lever, Standard Cylinder							
08-020 xxx	Outside lever for use with standard cylinder. specify (xxx) as SAT NEP JUP FLA ⌚	\$78.30					
Outside Keyed Lever, Interchangeable Core, and Related Parts							
08-027 xxx	Full size core lever, specify (xxx) as SAT NEP JUP only	\$78.70					
08-030 xxx	Full size core lever, driver, retainer (converts PD to JD). Specify (xxx) as SAT NEP JUP only	95.00					
S605-241	Full size core retainer	4.40					
S605-242	Full size core driver	9.60					
S605-194	Lever insert for FSIC	4.10					
Ordering Instructions: Specify part number and finish.							

Available Finishes		605	606	609	613	625	626
		▪	▪	⌚	▪	▪	▪
Part Number	Description	Price Each					
Deadlatches							
16-203	Adjustable 2 3/8" or 2 3/4" backset, 1" x 2 1/4" square corner (standard latch) (includes A501-878 latch adapter for 1 1/8" prep & G506-815 sleeve for 1" housing)	\$37.40					
16-204	Adjustable 2 3/8" or 2 3/4" backset, 1" x 2 1/4" round corner (1/4" radius)						
16-132	5" backset, 1" x 2 1/4" square corner (includes A501-897 latch adapter for 1 1/8" prep & G506-815 sleeve for 1" housing)	48.50					
39-030	Rabbeted latch and strike kit, 605 and 626 finish only (adapts square corner & 2 3/4" high square corner strikes to 1/2" rabbeted door and frame preps)	58.20					
Strikes							
10-001	Square corner, T-strike, box, 1 1/8" x 2 3/4", 1 1/8" lip length (standard strike)	\$6.50					
10-001 xx	Square corner, T-strike, box, 1 1/8" x 2 3/4", specify lip length (xx) as 1", 1 1/4", 1 1/2", 1 3/4", 2"	7.60					
10-004	Round corner (1/4" radius), T-strike, box 1 1/8" x 2 3/4", 1 1/8" lip length						
10-025 1316	ANSI, no box, 1 1/4" x 4 7/8", 1 3/16" lip length	15.20					
10-025 138	ANSI, no box, 1 1/4" x 4 7/8", 1 3/8" lip length	43.80					
K510-066	Box for ANSI strike	7.20					
10-026	Square corner, full lip, no box, 1 5/8" x 2 1/4", 1 1/8" lip length	7.60					
10-027	Round corner (1/4" radius), full lip, no box, 1 5/8" x 2 1/4", 1 1/8" lip length						
Ordering Instructions: Specify part number and finish.							



Adapters		605	606	609	613	625	626
Available Finishes		▪	▪	▪ ⌚	▪	▪	▪
Part Number	Description	Price Each					
38-018	Thin door extension ring (2 required per lock)	\$13.20					
A501-878	Latch front adapter (use with 1" faceplate in 1 1/8" door prep). Order in multiples of 100. Finish not applicable.	0.78					
G506-815	1" long latch housing sleeve to adapt 7/8" diameter housing to 1" bore. Finish not applicable.	7.00					
Ordering Instructions: Specify part number and finish if applicable.							

Screws		605	606	609	613	625	626
Available Finishes		▪	▪	▪ ⌚	▪	▪	▪
Part Number	Description	Price Each					
Individual Screws							
C603-256	ANSI Strike screws, PFH combo, 12-24 x 1"	\$1.00 (order multiples of 100)					
C603-897	Latch or standard strike screws, PFH combo, 8-32 x 3/4"	0.90 (order multiples of 100)					
F506-278	Mounting screws, RPH Machine, 8-32 x 1 1/2" (finish not applicable)	1.20 (order multiples of 100)					
F506-237	Mounting screws, wood, #8 x 3/4" (finish not applicable)	0.80 (order multiples of 100)					
PFH = Phillips Flat Head RPH = Round Phillips Head							
Screw Packs							
Part Number	Description	Price Each					
S306-180	Mounting Screws, S170 (finish not applicable) Contains: (2) S506-960	5.00					
S306-182	Mounting Screws, latch & strike Contains: (2) F506-278 (4) C603-897 (1) M504-271	11.70					
S306-183	Mounting screws, latch & ANSI Strike Contains: (2) F506-278 (4) C603-256 (2) C603-897 (1) M504-271	11.70					
Torx Screw Packs							
C203-311	Latch and standard strike Contains: (4) C503-766 (T-15)	21.30					
C203-312	Latch and ANSI strike Contains: (2) C503-766 (T-15) (2) L583-371 (T-20)						
Notes: Torx screw packs are furnished with the appropriate T-xx installation tool(s)							
Ordering Instructions: Specify part number and finish if applicable.							

Special Parts ⌚ Extended Lead Time		605	606	609	613	625	626
Available Finishes		▪	▪	▪ ⌚	▪	▪	▪
Part Number	Description	Price Each					
XQ07-351	10-025 strike, 7/8" flat lip	\$42.70					
XQ07-351 xxx	10-025 strike, lips through 6" (except 7/8", 1 1/8", 1 3/8" and 1 1/2"). Specify (xxx) lip length in part number	206.00					
Ordering Instructions: Specify part number and finish.							

S · Parts

TUBULAR

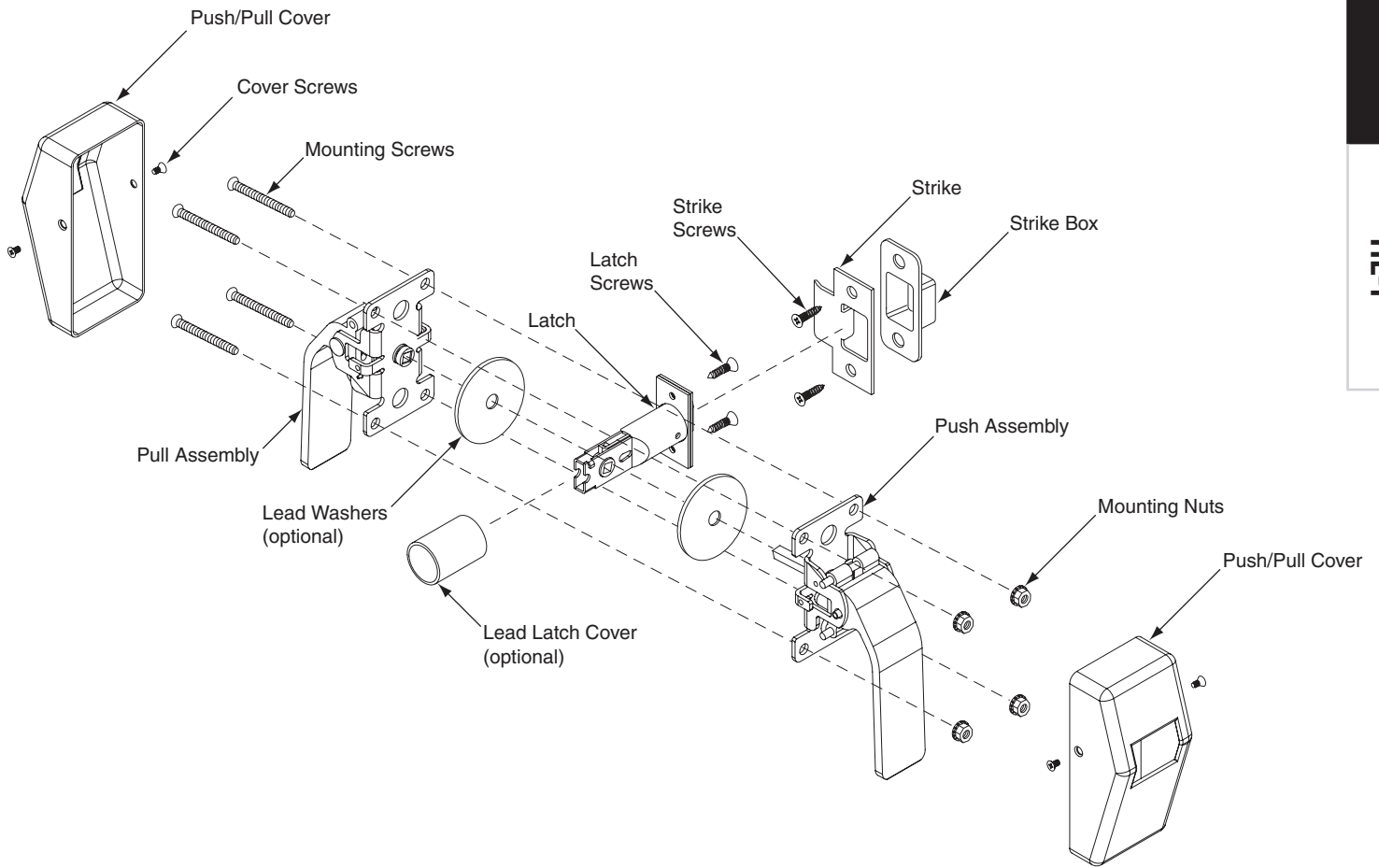
LT-Series

S-10

Cylinder Reference				
Cylinder Mechanism	Design	Complete Cylinder	Price Each	
			Open	Restricted
Standard	Keyed Levers	21-059	\$64.00	\$81.50
Everest SL (R/B Keyways only)		91-007		81.50
Primus®		20-752	141.00	
Primus XP		20-752-XP	141.00	
Everest SL Primus XP (R/B Keyways only)		91-722-XP		141.00
Primus UL437		20-552	174.00	
Primus UL437-XP		20-552-XP	174.00	

HL6/PL7/PL8 Series

HOSPITAL LATCH, TUBULAR AND MORTISE



(Tubular model shown)

Hospital Latch

Ordering Procedures

To order Schlage Hospital Latch product, descriptive data should be in the same sequence as shown below

	Line Item	Qty	Function-Backset	Finish	Option	Engraving	Strike
Tubular (bored)	1	10	HL6-5	626	B	E6	A
Mortise	1	10	HL6-9070	626	B	E6	BT

Line Item Line item number

Qty Quantity

Function - Backset Tubular Model: HL6 (passage), PL7 (privacy, thumbturn on push side), PL8 (privacy, thumbturn on pull side)
 Tubular Backset: -2 (2 3/4" backset), -3 (3 3/4" backset), -5 (5" backset), -7 (7"backset)
 Mortise Model: Choose from list page HL-4
 Mortise Backset: leave blank (backset always 2 3/4")

Finish 605 (US3, Bright Brass); 606 (US4, Satin Brass), 612 (US10, Satin Bronze), 613 (US10B, Oil Rubbed Bronze)
 625 (US26, Bright Chrome), 626 (US26D, Satin Chrome), 626AM (Satin Chrome anti-microbial),
 629 (US32, Bright Stainless Steel), 630 (US32D, Satin Stainless Steel)

Option B (brass lever material for 626 finish); EN (pull-side paddle only); EO (push-side paddle only); L (lead lined); SOC (pin-in-socket security screws)

Engraving style If applicable - E1, E2, E3, E4, E5, E6, see page HL-8 for details

Strike Tubular: leave blank for standard strike, A for ASA strike, AS for both standard and ASA strike
 Mortise: leave blank for standard strike, specify BT for bent-tab strike

SPECIALTY

HL-2

Table of Contents

Functions	HL-4
Hospital latch	HL-6
HL6/PL7/PL8 Tubular (bored) Hospital Latch	HL-6
HL6 Mortise Hospital Latch	HL-7
Push/Pull Latches Engraving Guide.	HL-8
Parts	HL-9

Standard Features

Certifications	Tubular (bored): UL Listed for 3-hour fire door, 4.0' x 8.0' Mortise: UL listed for 3-hour fire door, 4.0' x 10.0'
Latchbolt	Tubular (bored): 1/2" throw stainless steel Mortise: 3/4" throw stainless steel
Backset	Tubular (bored): specify as 2-3/4", 3-3/4", 5", 7" Mortise: 2 3/4" only
Door Range	1-3/4" only

Finish Codes and Descriptions

Code		Description
605	(US 3)	Bright Brass
606	(US 4)	Satin Brass
612	(US 10)	Satin Bronze
613	(US 10B)	Oil Rubbed Bronze
625	(US 26)	Bright Chromium Plated
626	(US 26D)	Satin Chromium Plated
626AM		Antimicrobial Coating on Satin Chromium
629	(US 32)	Bright Stainless Steel
630	(US 32D)	Satin Stainless Steel
630AM		Antimicrobial Coating on Satin Stainless Steel

Tubular (Bored) - Lock Functions

SPECIALTY

HL6



Passage

Latchbolt retracted by paddle from either side
Inside paddle always free for immediate egress

PL8



Privacy, pull-side thumbturn

Latchbolt retracted by paddle from either side unless outside locked by inside thumbturn or outside cointurn. Actuating inside padde, rotating inside thumbturn or outside cointurn unlocks door. Inside paddle always free for immediate egress.

PL7



Privacy, push-side thumbturn

Latchbolt retracted by paddle from either side unless outside locked by inside thumbturn or outside cointurn. Actuating inside padde, rotating inside thumbturn or outside cointurn unlocks door. Inside paddle always free for immediate egress.

Mortise - Lock Functions

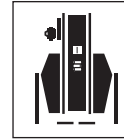
HL-4

HL6-9010 F01 Passage Latch



Latchbolt retracted by paddle from either side at all times. Inside paddle is always free for immediate egress.

HL6-9070 F05 Classroom Lock



Latchbolt retracted by paddle from either side unless outside is locked by key. Unlocked from outside by key. Inside paddle always free for immediate exit. Auxiliary latch deadlocks latchbolt when door is locked. Inside paddle is always free for immediate egress.

HL6-9040 F22 Bath/Bedroom Privacy Lock



Latchbolt retracted by paddle from either side unless outside is locked by inside thumbturn. Actuating inside paddle or closing door unlocks outside paddle. To unlock from outside, remove emergency button, insert emergency thumbturn(furnished) in access hole and rotate. Inside paddle is always free for immediate egress.

HL6-9080 F07 Storeroom Lock



Latchbolt retracted by key outside or by paddle inside. Outside paddle always inoperative. Auxiliary latch deadlocks latchbolt when door is locked. Inside paddle is always free for immediate egress.

HL6-9050 F04 Entrance/Office Lock



Latchbolt retracted by paddle from either side unless outside is made inoperative by key outside or by turning inside thumbturn. When outside is locked, latchbolt is retracted by key outside or by paddle inside. Outside paddle remains locked until thumbturn is returned to vertical or unlocked by key. Auxiliary latch deadlocks latchbolt when door is locked. Inside paddle is always free for immediate egress.

HL6-9082 F30 Institution Lock*



Latchbolt retracted by key from either side. Paddle on both sides always inoperative. Auxiliary latch deadlocks latchbolt when door is locked.

HL6-9060 F09 Apartment Entrance Lock



Latchbolt retracted by paddle from either side unless outside is locked by key from inside. When locked, latchbolt retracted by key outside or paddle inside. Auxiliary latch deadlocks latchbolt when door is locked. Inside paddle is always free for immediate egress.

**HL6-9092EL
HL6-9092EU**



Electrically locking/unlocking outside lever, Outside cylinder (replaces HL6-9080EL/EU)
Outside paddle continuously locked (EL) or unlocked (EU) by 12 or 24V DC. Latchbolt retracted by key outside or paddle inside. Aux latch deadlocks latchbolt when door is locked. Inside lever always free for immediate egress.

**HL6-9095EL
HL6-9095EU**



Electrically locking/unlocking both levers, Inside and outside cylinder (replaces HL6-9082EL/EU)

Inside and outside paddle continuously locked (EL) or unlocked (EU) by 12 or 24V DC. Latchbolt retracted by key inside or outside. Aux latch deadlocks latchbolt when door is locked.

HL6-9466 F14 Store/Utility Room Lock*



Latchbolt retracted by paddle from either side. Deadbolt thrown or retracted by key from either side.

HL6-9453 F20 Entrance/Office Lock with Deadbolt



Latchbolt retracted by paddle from either side unless outside is locked by 20° rotation of thumbturn. Deadbolt thrown or retracted by 90° rotation of thumbturn. When locked, key outside or paddle inside retracts deadbolt and latchbolt simultaneously. Outside paddle remains locked until thumbturn is restored to vertical position. Throwing deadbolt automatically locks outside paddle. Auxiliary latch deadlocks latchbolt when door is locked. Inside paddle is always free for immediate egress.

HL6-9473 F21 Dormitory/Bedroom Lock



Latchbolt retracted by paddle from either side. Deadbolt thrown or retracted by key outside or thumbturn inside.

HL6-9456



Corridor Lock

Latchbolt retracted by paddle from either side. Deadbolt actuation by key or thumbturn rotation. Throwing deadbolt locks outside paddle. Actuating inside paddle retracts both deadbolt and latchbolt and unlocks outside paddle. Inside paddle always free for immediate egress.

HL6-9485



Faculty/Hotel/Restroom Lock

Latchbolt retracted by outside key or inside paddle. Outside paddle always fixed. Deadbolt actuation by thumbturn. When deadbolt is thrown, all keys become inoperative except emergency key. Inside paddle retracts both deadbolt and latchbolt. Auxiliary latch deadlocks latchbolt when door is closed. Inside lever always free for immediate egress.

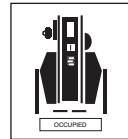
HL6-9465



Closet/Storeroom Lock

Latchbolt retracted by paddle from either side. Deadbolt thrown or retracted by key outside.

HL6-9486



L/LV9485 with 09-611 indicator

Adds 09-611 "Do Not Disturb" indicator to L/LV9485. Specify L583-375 for "Occupied". NOTE: This is the "old style" indicator, not the 180 degree indicator.

**In a double door application where the dummy will be used as the strike, order 10-091 Armored Front Strike separately.*

HL6/PL7/PL8 · Tubular (bored) hospital latch

HL6 Push/Pull Latch and PL7 and PL8 Privacy Function Push/Pull Latch

Note: see page HL-3 for ANSI finish conversion to US nomenclature (e.g., 626= US26D/Satin Chrome) 626 finish defaults to zinc paddles unless specified with 'B' (Brass) option. All other finishes use brass or stainless steel paddles.



Item*	Description	626	630	625	629	606 612	605 613
HL6-2	Push/Pull Latch - 2-3/4" Backset	\$337**	\$387	\$414	\$410	\$397	\$423
HL6-3	Push/Pull Latch - 3-3/4" Backset	337	387	414	410	397	423
HL6-5	Push/Pull Latch - 5" Backset	337**	387	414	410	397	423
HL6-7	Push/Pull Latch - 7" Backset	387	437	464	460	447	473
PL7-2	Push Side Thumbturn - 2-3/4" Backset	439	500	522	532	514	534
PL7-3	Push Side Thumbturn - 3-3/4" Backset	439	500	522	532	514	534
PL7-5	Push Side Thumbturn - 5" Backset	439	500	522	532	514	534
PL8-2	Pull Side Thumbturn - 2-3/4" Backset	439	500	522	532	514	534
PL8-3	Pull Side Thumbturn - 3-3/4" Backset	439	500	522	532	514	534
PL8-5	Pull Side Thumbturn - 5" Backset	439	500	522	532	514	534
PL7-7	Push Side Thumbturn - 7" Backset	489	550	572	582	564	584
PL8-7	Pull Side Thumbturn - 7" Backset	489	550	572	582	564	584

**Note: HL6-2 US26D, HL6-2-A US26D, HL6-5 US26D, and HL6-5-A US26D available in Fast Track and ProXpress

Options and Engraving

Item	Description	List Adjustment
A	ASA Strike, ANSI 115.1 (1-1/4" x 4-7/8"), when ordered with latch	N/C
AS	Both Standard & ASA Strikes	29.40
B	Brass base material on US26D	54.60
E1-E6	Engraved Push and Pull. (See page HL-8 for ordering guide)	54.60
EN	Pull Only Latch	-66.20
EO	Push Only Latch	-66.20
L	Lead Lining	101.00
SOC	Pin-in-Socket Security Screws	29.40

Anti-Microbial Coating

Available on 626 (US26D/Satin Chrome) and 630 (US32D/Satin Stainless Steel) finishes only; specify finish as 626AM or 630AM	\$29.40
---	---------

Push/Pull Mortise Lock Combination

- Schlage L Series mortise lock Included.
- Cylinders must be ordered separate†
- See page HL-3 for ANSI finish conversion to US nomenclature (e.g., 626= US26D/Satin Chrome)
- 626 finish defaults to zinc paddles unless specified with 'B' (Brass) option. All other finishes use brass or stainless steel paddles
- On functions with cylinders, handles must be mounted in down position on key side or horizontally on both sides.
- On functions with thumbturns, handles must be mounted in the horizontal position
- All units 2-3/4" backset
- ASA strike furnished with all units. Bent-tab strike optional



Model*	Description	626	605, 606, 612, 613, 625, 630
HL6-9010	Passage Function	\$931	\$971
HL6-9040*	Privacy Function	973	1,013
HL6-9050*	Office/Inner Entry Function	973	1,013
HL6-9060	Apartment Entrance Function	931	971
HL6-9070	Classroom Function	931	971
HL6-9080	Storeroom Function	931	971
HL6-9082	Institution Function	931	971
HL6-9092EL/EU	Storeroom Function w/ Electric Locking or Unlocking	1,590	1,630
HL6-9095EL/EU	Institution Function w/ Electric Locking or Unlocking	1,590	1,630
HL6-9453*	Entrance Function	973	1,013
HL6-9456*	Dormitory Exit Function	973	1,013
HL6-9465	Closet/Storeroom Function	973	1,013
HL6-9466	Store/Utility Function	973	1,013
HL6-9473*	Dorm Bedroom Function	973	1,013
HL6-9485*	Hotel Lock Function	973	1,013
HL6-9486*	Hotel Lock Function	973	1,013
HL6-9000RK	Mortise paddles only / less mortise lock (not compatible with L9095 electrified option)	400	440
HL6-9000RK-95	Mortise paddles only / less mortise lock (specific to L9095 electrified option) - Available December 2018	400	440

*Thumbturn functions

Options

Item	Description	List Adjustment
B	Brass base material on US26D	\$54.60
BT	Bent Tab for Mortise Lock Strike	63.00
E1-E6	Engraved Push and Pull. (See page 18 for ordering guide)	54.60
EN	Pull Side Only Latch	-153.00
EO	Push Side Only Latch	-153.00
L	Lead Lining	280.00
RX	Request to Exit (RX) option for HL6-9092 or HL6-9095	171.00
SOC	Pin-in-Socket Security Screws	29.40

Anti-Microbial Coating

Available on 626 (US26D/Satin Chrome) and 630 (US32/Satin Stainless Steel) finishes only; specify finish as 626AM or 630AM

\$29.00

†Cylinders

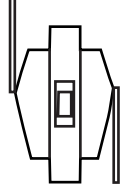
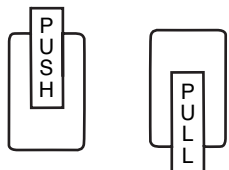

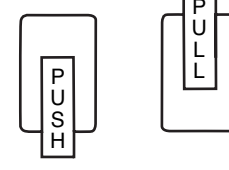
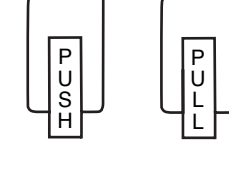
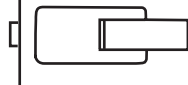
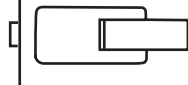
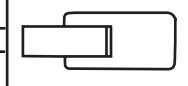

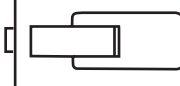

NOTE: Cylinders are not included with mortise push-pull latches and must be ordered separate. See Schlage PB4 pages CYL-28 (standard cylinder), CYL-33 (FSIC) and CYL-35 (SFIC) for pricing and ordering information

Push/Pull Latches

Engraving Guide


SPECIALTY

HL-8


		Mounting Position	To Order, Specify
		Push Up, Pull Down • Any backset • Non-handed	E1 PASSAGE HL6 MORTISE HL6
		Push Up, Pull Up • Any Backset • Non-handed	E2 PASSAGE HL6 PRIVACY PL7/PL8 MORTISE HL6
		Push Down, Pull Up • Any Backset • Non-Handed	E5 PASSAGE HL6 MORTISE HL6
		Push Down, Pull Down • Any Backset • Non-handed	E6 PASSAGE HL6 MORTISE HL6
		Horizontal Engraving • Any Backset • RH & LHR	E3 PASSAGE HL6 MORTISE HL6
		Horizontal Engraving • Any Backset • LH & RHR	E4 PASSAGE HL6 PRIVACY PL7/PL8 MORTISE HL6
		Horizontal Engraving • 7" Backset only • RH	E4 PASSAGE HL6
		Horizontal Engraving • 7" Backset only • LH	E3 PASSAGE HL6

Hospital Latch Paddle Assemblies

Reference diagram below when ordering engraved push/pull paddles listed below



Engraved Up



Engraved Down



Engraved Towards



Engraved Away

Part Number	Description	List
Tubular (Bored) Paddle Assemblies - NON ENGRAVED		
(NOTE: additional finishes available upon request. Lever material either brass or stainless steel unless otherwise noted)		
HANDLE.10155	HL6 Push Handle Assy, 605/US3/Bright Brass Finish	\$150.00
HANDLE.10179	HL6 Pull Handle Assy, 605/US3/Bright Brass Finish	150.00
HANDLE.10156	HL6 Push Handle Assy, 606/US4/Satin Brass Finish	139.00
HANDLE.10180	HL6 Pull Handle Assy, 606/US4/Satin Brass Finish	139.00
HANDLE.10157	HL6 Push Handle Assy, 612/US10/Satin Bronze Finish	139.00
HANDLE.10181	HL6 Pull Handle Assy, 612/US10/Satin Bronze Finish	139.00
HANDLE.10158	HL6 Push Handle Assy, 613/US10B/Oil Rubbed Bronze Finish	150.00
HANDLE.10182	HL6 Pull Handle Assy, 613/US10B/Oil Rubbed Bronze Finish	150.00
HANDLE.10159	HL6 Push Handle Assy, 625/US26/Bright Chrome Finish	148.00
HANDLE.10183	HL6 Pull Handle Assy, 625/US26/Bright Chrome Finish	148.00
HANDLE.10160	HL6 Push Handle Assy, 626/US26D/Satin Chrome Finish, Zinc Paddle	122.00
HANDLE.10184	HL6 Pull Handle Assy, 626/US26D/Satin Chrome Finish, Zinc Paddle	122.00
HANDLE.10215	HL6 Push Handle Assy, 626/US26D/Satin Chrome Finish	134.00
HANDLE.10275	HL6 Pull Handle Assy, 626/US26D/Satin Chrome Finish	134.00
HANDLE.10161	HL6 Push Handle Assy, 629/US32/Bright Stainless Steel	144.00
HANDLE.10185	HL6 Pull Handle Assy, 629/US32/Bright Stainless Steel	144.00
HANDLE.10162	HL6 Push Handle Assy, 630/US32D/Satin Stainless Steel	139.00
HANDLE.10186	HL6 Pull Handle Assy, 630/US32D/Satin Stainless Steel	139.00
HANDLE.10225	HL6 Push Handle Eo Assy 626/US26D/Satin Chrome Finish, Zinc Paddle	122.00
HANDLE.10308	HL6 Pull Handle En Assy 626/US26D/Satin Chrome Finish, Zinc Paddle	122.00
HANDLE.10248	HL6 Push Handle Eo Assy 630/US32D/Satin Stainless Steel	135.00
HANDLE.10306	HL6 Pull Handle En Assy 630/US32D/Satin Stainless Steel	135.00
HANDLE.10168	PL7 Push Handle Assy, 626/US26D/Satin Chrome Finish, Zinc Paddle	158.00
HANDLE.10176	PL8 Push Handle Assy, 626/US26D/Satin Chrome Finish, Zinc Paddle	158.00
HANDLE.10192	PL7 Pull Handle Assy, 626/US26D/Satin Chrome Finish, Zinc Paddle	158.00
HANDLE.10200	PL8 Pull Handle Assy, 626/US26D/Satin Chrome Finish, Zinc Paddle	158.00
HANDLE.10170	PL7 Push Handle Assy, 630/US32D/Stainless Steel	180.00
HANDLE.10178	PL8 Push Handle Assy, 630/US32D/Stainless Steel	180.00
HANDLE.10194	PL7 Pull Handle Assy, 630/US32D/Stainless Steel	180.00
HANDLE.10202	PL8 Pull Handle Assy, 630/US32D/Stainless Steel	180.00

Parts

Hospital Latch Paddles (continued)

SPECIALTY

HL-10

Part Number	Description	List
Tubular (Bored) Paddle Assemblies - ENGRAVED		
(NOTE: additional finishes and engravings available upon request. Lever material either brass or stainless steel unless otherwise noted)		
HANDLE.10211	HL6 Push Handle Assy Engraved Down, 626/US26D/Satin Chrome, Zinc Paddle	\$137.00
HANDLE.10212	HL6 Push Handle Assy Engraved Up, 626/US26D/Satin Chrome, Zinc Paddle	137.00
HANDLE.10213	HL6 Push Handle Assy Engraved Away, 626/US26D/Satin Chrome, Zinc Paddle	137.00
HANDLE.10271	HL6 Pull Handle Assy Engraved Down, 626/US26D/Satin Chrome, Zinc Paddle	137.00
HANDLE.10272	HL6 Pull Handle Assy Engraved Up, 626/US26D/Satin Chrome, Zinc Paddle	137.00
HANDLE.10273	HL6 Pull Handle Assy Engraved Towards, 626/US26D/Satin Chrome, Zinc Paddle	137.00
HANDLE.10217	HL6 Push Handle Assy Engraved Down, 626/US26D/Satin Chrome, Brass Paddle	150.00
HANDLE.10254	HL6 Push Handle Assy Engraved Up U,626/US26D/Satin Chrome, Brass Paddle	150.00
HANDLE.10297	HL6 Pull Handle Assy Engraved Down, 626/US26D/Satin Chrome, Brass Paddle	150.00
HANDLE.10277	HL6 Pull Handle Assy Engraved Up, 626/US26D/Satin Chrome, Brass Paddle	150.00
HANDLE.10218	HL6 Push Handle Assy Engraved Down, 630/US32D/Satin Stainless Steel	154.00
HANDLE.10238	HL6 Push Handle Assy Engraved Up, 630/US32D/Satin Stainless Steel	154.00
HANDLE.10219	HL6 Push Handle Assy Engraved Away, 630/US32D/Satin Stainless Steel	154.00
HANDLE.10220	HL6 Push Handle Assy Engraved Toward, 630/US32D/Satin Stainless Steel	154.00
HANDLE.10278	HL6 Pull Handle Assy Engraved Down, 630/US32D/Satin Stainless Steel	154.00
HANDLE.10296	HL6 Pull Handle Assy Engraved Up, 630/US32D/Satin Stainless Steel	154.00
HANDLE.10280	HL6 Pull Handle Assy Engraved Away, 630/US32D/Satin Stainless Steel	154.00
HANDLE.10279	HL6 Pull Handle Assy Engraved Towards, 630/US32D/Satin Stainless Steel	154.00
HANDLE.10262	PL7 Push Handle Assy Engraved Down, 630/US32D/Satin Stainless Steel	195.00
HANDLE.10318	PL7 Pull Handle Assy Engraved Down, 630/US32D/Satin Stainless Steel	195.00
HANDLE.10261	PL8 Push Handle Assy Engraved Down, 630/US32D/Satin Stainless Steel	195.00
HANDLE.10317	PL8 Pull Handle Assy Engraved Down, 630/US32D/Satin Stainless Steel	195.00
Mortise Paddle Assemblies - NON ENGRAVED		
(NOTE: additional finishes available upon request. Lever material either brass or stainless steel unless otherwise noted)		
HANDLE.10203	HL6 Push Handle Mortise Assy, 605/US3/Bright Brass	\$150.00
HANDLE.10264	HL6 Pull Handle Mortise Assy, 605/US3/Bright Brass	150.00
HANDLE.10205	HL6 Push Handle Mortise Assy, 612/US10/Satin Bronze	139.00
HANDLE.10266	HL6 Pull Handle Mortise Assy, 612/US10/Satin Bronze	139.00
HANDLE.10206	HL6 Push Handle Mortise Assy, 613/US10B/Oil Rubbed Bronze	150.00
HANDLE.10267	HL6 Pull Handle Mortise Assy, 613/US10B/Oil Rubbed Bronze	150.00
HANDLE.10207	HL6 Push Handle Mortise Assy, 625/US26/Bright Chrome	148.00
HANDLE.10268	HL6 Pull Handle Mortise Assy, 625/US26/Bright Chrome	148.00
HANDLE.10208	HL6 Push Handle Mortise Assy, 626/US26D/Satin Chrome, Zinc Paddles	122.00
HANDLE.10269	HL6 Pull Handle Mortise Assy, 626/US26D/Satin Chrome, Zinc Paddles	122.00
HANDLE.10229	HL6 Push Handle Mortise Assy, 626/US26D/Satin Chrome	134.00
HANDLE.10289	HL6 Pull Handle Mortise Assy,626/US26D/Sating Chrome	134.00
HANDLE.10209	HL6 Push Handle Mortise Assy, 630/US32D/Stainless Steel	139.00
HANDLE.10270	HL6 Pull Handle Mortise Assy, 630/US32D/Stainless Steel	139.00

Hospital Latch Paddles (continued)

Part Number	Description	List
Mortise Paddle Assemblies - ENGRAVED		
(NOTE: additional finishes and engravings available upon request. Lever material either brass or stainless steel unless otherwise noted)		
HANDLE.10236	HL6 Push Handle Mortise Assy Engraved Down, 626/US26D/Satin Chrome, Zinc Paddles	\$137.00
HANDLE.10230	HL6 Push Handle Mortise Assy Engraved Up, 626/US26D/Satin Chrome, Zinc Paddles	137.00
HANDLE.10226	HL6 Push Handle Mortise Assy Engraved Away, 626/US26D/Satin Chrome, Zinc Paddles	137.00
HANDLE.10290	HL6 Pull Handle Mortise Assy Engraved Down, 626/US26D/Satin Chrome, Zinc Paddles	137.00
HANDLE.10298	HL6 Pull Handle Mortise Assy Engraved Up, 626/US26D/Satin Chrome, Zinc Paddles	137.00
HANDLE.10286	HL6 Pull Handle Mortise Assy Engraved Towards, 626/US26D/Satin Chrome, Zinc Paddles	137.00
HANDLE.10325	HL6 Push Handle Mortise Assy Engraved Up, 626/US26D/Satin Chrome	150.00
HANDLE.10326	HL6 Pull Handle Mortise Assy Engraved Down, 626/US26D/Satin Chrome	150.00
HANDLE.10221	HL6 Push Handle Mortise Assy Engraved Down, 630/US32D/Stainless Steel	154.00
HANDLE.10243	HL6 Push Handle Mortise Assy Engraved Up, 630/US32D/Stainless Steel	154.00
HANDLE.10222	HL6 Push Handle Mortise Assy Engraved Towards, 630/US32D/Stainless Steel	154.00
HANDLE.10231	HL6 Push Handle Mortise Assy Engraved Away, 630/US32D/Stainless Steel	154.00
HANDLE.10285	HL6 Pull Handle Mortise Assy Engraved Down, 630/US32D/Stainless Steel	154.00
HANDLE.10281	HL6 Pull Handle Mortise Assy Engraved Up, 630/US32D/Stainless Steel	154.00
HANDLE.10291	HL6 Pull Handle Mortise Assy Engraved Towards, 630/US32D/Stainless Steel	154.00
HANDLE.10282	HL6 Pull Handle Mortise Assy Engraved Away, 630/US32D/Stainless Steel	154.00
COVER ASSEMBLIES		
(NOTE: additional finishes available upon request)		
840964-03	HL6 Cover, 605/US3/Bright Brass	\$86.10
840964-04	HL6 Cover, 606/US4/Satin Brass	77.70
840964-25	HL6 Cover, 612/US10/Satin Bronze	77.70
840964-13	HL6 Cover, 613/US10B/Oil Rubbed Bronze	86.10
840964-25	HL6 Cover, 625/US26/Bright Chrome	86.10
840967-64	HL6 Cover, 626/US26D/Satin Chrome, Zinc	68.30
840964-26	HL6 Cover, 626/US26D/Satin Chrome	77.70
840965-31	HL6 Cover, 629/US32/Bright Stainless Steel	81.90
840965-32	HL6 Cover, 630/US32D/Satin Stainless Steel	77.70
840956-04	PL7/PL8 Coin Turn Cover Assy, 605/US4/Bright Brass	110.00
840956-25	PL7/PL8 Coin Turn Cover Assy, 625/US26/Bright Chrome	122.00
840956-26	PL7/PL8 Coin Turn Cover Assy, 626/US26D/Satin Chrome	111.00
840956-32	PL7/PL8 Coin Turn Cover Assy, 630/US32D/Satin Stainless Steel	117.00
840957-04	PL7/PL8 Thumbturn Cover Assy, 605/US4/Bright Brass	190.00
840957-25	PL7/PL8 Thumbturn Cover Assy, 625/US26/Bright Chrome	196.00
840957-26	PL7/PL8 Thumbturn Cover Assy, 626/US26D/Satin Chrome	180.00
840957-32	PL7/PL8 Thumbturn Cover Assy, 630/US32D/Satin Stainless Steel	190.00
STRIKES		
(NOTE: additional finishes available upon request)		
HLPART.10040	Standard Strike, HL6/PL7/PL7 Tubular (Bored) Lock, 605/US3/Bright Brass	\$29.40
HLPART.10041	Standard Strike, HL6/PL7/PL7 Tubular (Bored) Lock, 606/US4/Satin Brass	29.40
HLPART.10042	Standard Strike, HL6/PL7/PL7 Tubular (Bored) Lock, 612/US10/Satin Bronze	29.40
HLPART.10043	Standard Strike, HL6/PL7/PL7 Tubular (Bored) Lock, 613/US10B/Oil Rubbed Bronze	29.40
HLPART.10044	Standard Strike, HL6/PL7/PL7 Tubular (Bored) Lock, 625/626/629/630/US26/US26D/US32/US32D	29.40
HLPART.10045	Asa Strike, HL6/PL7/PL7 Tubular (Bored) Lock, 605/US3/Bright Brass	29.40
HLPART.10051	Asa Strike, HL6/PL7/PL7 Tubular (Bored) Lock, 606/US4/Satin Brass	29.40
HLPART.10047	Asa Strike, HL6/PL7/PL7 Tubular (Bored) Lock, 612/US10/Satin Bronze	29.40
HLPART.10048	Asa Strike, HL6/PL7/PL7 Tubular (Bored) Lock, 613/US10B/Oil Rubbed Bronze	29.40
HLPART.10049	Asa Strike, HL6/PL7/PL7 Tubular (Bored) Lock, 625/626/629/630/US26/US26D/US32/US32D	29.40

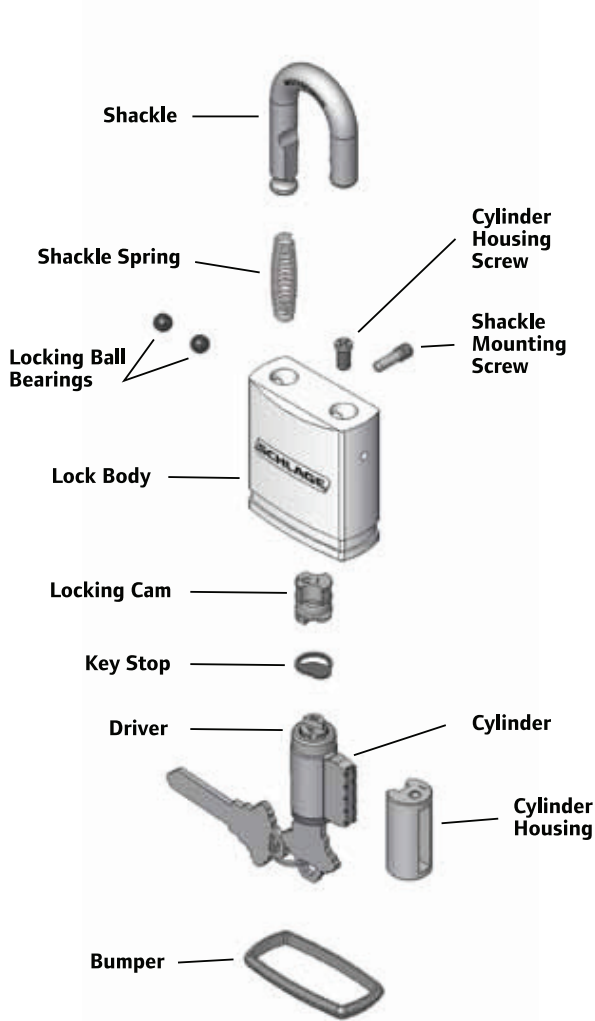
Parts

Hospital Latch Paddles (continued)

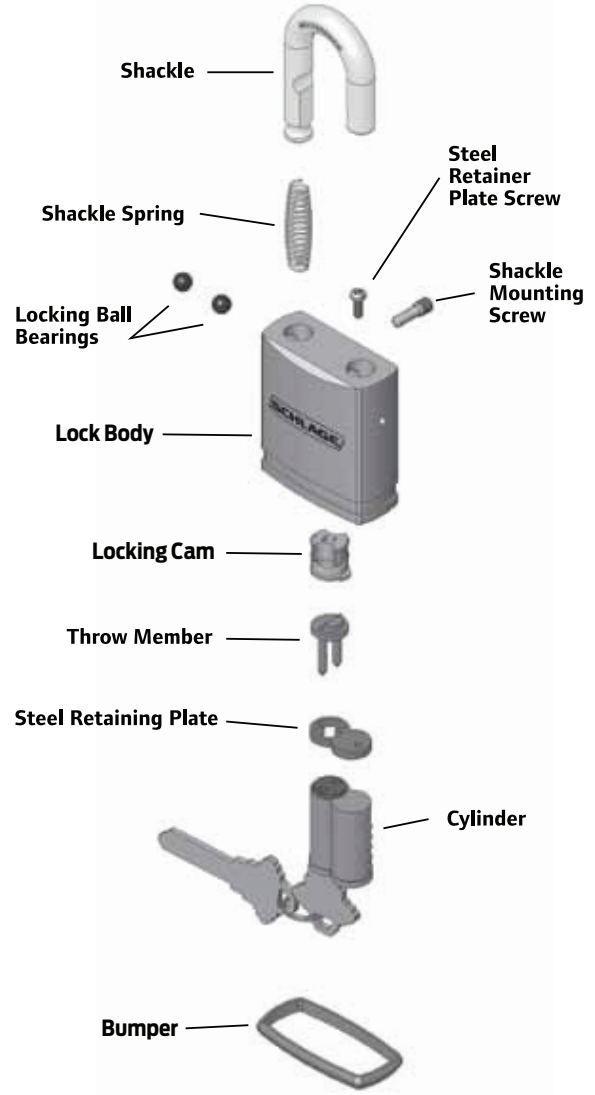
Part Number	Description	List
LATCHBOLTS		
(NOTE: additional finishes available upon request)		
HLPART.10060	HL6/PL7PL8 2.75" Latchbolt Pkg 605/US3/Bright Brass	\$52.50
HLPART.10061	HL6/PL7PL8 2.75" Latchbolt Pkg 606/US4/Satin Brass	52.50
HLPART.10062	HL6/PL7PL8 2.75" Latchbolt Pkg 612/US10/Satin Bronze	52.50
HLPART.10063	HL6/PL7PL8 2.75" Latchbolt Pkg 613/US10B/Oil Rubbed Bronze	52.50
HLPART.10064	HL6/PL7PL8 2.75" Latchbolt Pkg 625/629/US26/US32	52.50
HLPART.10065	HL6/PL7PL8 2.75" Latchbolt Pkg 626/630/US26D/US32D	52.50
HLPART.10066	HL6/PL7PL8 3.75" Latchbolt Pkg 625/629/US26/US32	54.60
HLPART.10068	HL6/PL7/PL8 3.75" Latchbolt Pkg 612/US10/Satin Bronze	
HLPART.10067	HL6/PL7PL8 3.75" Latchbolt Pkg 626/630/US26D/US32D	54.60
HLPART.10069	HL6/PL7/PL8 3.75" Latchbolt Pkg 613/US10B/Oil Rubbed Bronze	
HLPART.10070	HL6/PL7/PL8 3.75" Latchbolt Pkg 625/629/US26/US32	
HLPART.10072	HL6/PL7PL8 5.0" Latchbolt Pkg 605/US3/Bright Brass	55.70
HLPART.10071	HL6/PL7/PL8 3.75" Latchbolt Pkg 626/630/US26D/US32D	
HLPART.10073	HL6/PL7PL8 5.0" Latchbolt Pkg 606/US4/Satin Brass	55.70
HLPART.10074	HL6/PL7PL8 5.0" Latchbolt Pkg 612/US10/Satin Bronze	55.70
HLPART.10075	HL6/PL7PL8 5.0" Latchbolt Pkg 613/US10B/Oil Rubbed Bronze	55.70
HLPART.10076	HL6/PL7PL8 5.0" Latchbolt Pkg 625/629/US26/US32	55.70
HLPART.10077	HL6/PL7PL8 5.0" Latchbolt Pkg 626/630/US26D/US32D	55.70
HLPART.10078	HL6/PL7/PL8 7.0" Latchbolt Pkg 605/US3/Bright Brass	
HLPART.10079	HL6/PL7/PL8 7.0" Latchbolt Pkg 604/US4/Satin Brass	
HLPART.10080	HL6/PL7PL8 7.0" Latchbolt Pkg 612/US10/Satin Bronze	109.00
HLPART.10081	HL6/PL7/PL8 7.0" Latchbolt Pkg 613/US10B/Oil Rubbed Bronze	
HLPART.10082	HL6/PL7/PL8 7.0" Latchbolt Pkg 625/629/US26/US32	
HLPART.10083	HL6/PL7PL8 7.0" Latchbolt Pkg 626/630/US26D/US32D	109.00
LEAD LINING		
HLPART.10153	HL6/PL7/PL8 Tubular (Bored) Lock Lead Lining, for use with 2 3/4" Backset	\$101.00
HLPART.10154	HL6/PL7/PL8 Tubular (Bored) Lock Lead Lining, for use with 3 3/4" Backset	101.00
HLPART.10155	HL6/PL7/PL8 Tubular (Bored) Lock Lead Lining, for use with 5" Backset	101.00
HLPART.10156	HL6/PL7/PL8 Tubular (Bored) Lock Lead Lining, for use with 7" Backset	101.00
SCREW PACKS		
840613-00	HL6/PL7/8 Security Screw Pkg 3, 2D	10.50
829632-26	HL6eo Screw Pkg 625/626/US26/US26D	10.50
HLPART.10158	HL6/HL6M/PL7/PL8 Spring & Rivet Pkg	13.70
HLPART.10159	"OLD STYLE" SPRING & RIVET PKG	13.70
K110-020	Cover Screws, Contains (2) K510-210, #8-32 x 1/4" MS PFH (Specify finish when ordering)	0.88
MORTISE LOCK COMPONENTS		
840088-00	HLM6 Mounting Plate	\$2.60
Strikes		See page L-35
Armor fronts		See page L-35
Chassis		See page L-39
36-371-89	EL/EU SPINDLE (Qty 1)	\$1.00

KS-Series Padlock Parts

Conventional Key-in-Lever

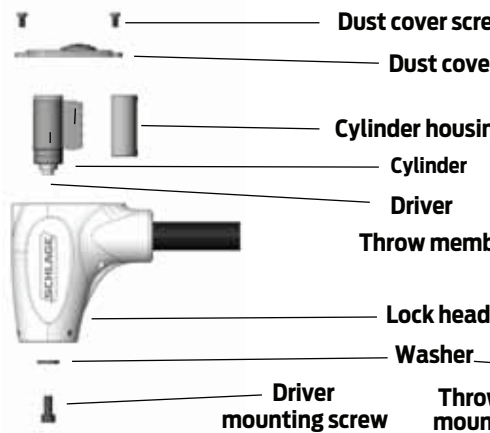


Small Format Interchangeable Core

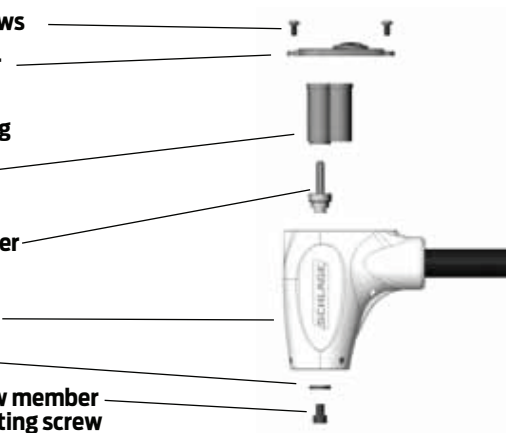


KS-Series Cable

Conventional Key-in-Lever



Small Format Interchangeable Core



Important Portable Security Ordering Information

All products in this section are stocked and must be ordered in case quantities. Case quantity is listed with each product. All prices listed are unit prices.

Note: Keyed different products ship with key in knob cylinders.
All cylinders ordered for use with Less Cylinder products will ship separately.

Common Pricing Information	
1.	Locks are furnished with standard features unless otherwise specified.
2.	Keyed different products ship with Key in Knob keyed different cylinders only. For other Key in Knob cylinder options order less cylinder padlocks from page PS-6 and cylinders separately.
3.	For Custom Engraving, see page PS-9.
4.	Key in Knob less cylinder padlocks ship with key stop, cylinder housing, and cylinder housing screw.
5.	For cylinder and keying options, refer to Cylinders and Keys & Keying sections.
6.	SFIC less cylinder product is shipped without cylinder.
7.	Padlocks with cylinders will be furnished with 2 keys each as standard. Additional keys will be charge at the additional cut keys charge appropriate for the cylinder/key type

Table of Contents

PL Series Cross Reference PS-4

Key-In-Knob with Cylinder PS-5

 Keyed Different PS-5

 Chain Only PS-5

Key-In-Knob Less Cylinder PS-6

SFIC Less Cylinder PS-7

Full Size IC Core PS-8

 Less Cylinder - Brass PS-8

Custom Engraving Brass Padlocks and Chrome Plated Brass Padlocks PS-9

Parts and Accessories PS-11

Specialty Security PS-13

Flex Security PS-14

 Padlocks PS-14

 Security Chains PS-15

 Security Cables and Locking Cables PS-15

Standard Features for Commercial Series Padlocks

Certification	Meets or exceeds ASTM standards for standard steel shackle, shackle cutting and corrosion resistance=
Lock Body	Solid steel, brass and chrome plated brass - Solid steel resists impact, solid brass and chrome plated brass resist corrosion=
Shackle	Hardened alloy steel, double deadbolt locking mechanism
Cylinder*	Conventional Key-In-Lever, 6-pin solid brass, pinned 5, C keyway, keyed different (KD) unless otherwise specified
Cylinder Finish	606 Satin Brass
Keys	Two nickel silver cut keys per lock, branded Schlage

* Cylinders must be ordered as a separate line item for all products except conventional key in lever KD stocked.

Standard Features for Commercial Series Cables

Lock Head	Die-cast zinc, 407 satin finish=
Cable	Braided steel vinyl coated for greater cut resistance than twisted cables
Cylinder*	Conventional Key-In-Lever, 6-pin solid brass, pinned 5, C keyway, keyed different (KD)
Cylinder Finish	606 Satin Brass
Keys	Two nickel silver cut keys per lock, branded Schlage

* Cylinders must be ordered as a separate line item for all products except conventional key in lever KD stocked.

Standard Features for Commercial Series Chains

Certification	Padlock meets or exceeds ASTM standards for tensile force, shock, shackle cutting, cycle test and corrosion
Padlock*	Recommended for use with KS72F2300 - Round style padlock with 2" shackle
Lock Body	2 5/8" Solid steel resists impact
Shackle	Molybdenum hardened steel, patented interchangeable design, double deadbolt locking mechanism
Cylinder	Conventional Key-In-Lever, 6-pin solid brass, pinned 5, C keyway, keyed different (KD)
Cylinder Finish	606 Satin Brass
Keys	Two nickel silver cut keys per lock, branded Schlage
Chain	Triple heat treated Boron Manganese steel; unique six-sided chain links resist attack

* Padlocks and chains must be ordered separately.

Portable Security - PL Series Cross Reference

Portable Security

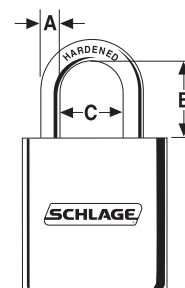
PS-4

PL Part #/KS Part #	
PL Series Part #	KS Series Part #
PL1001J	KS23D2200
PL1002J	KS23F2200
PL1003J	KS23F2200
PL2001J	KS43D2200
PL2002J	KS43F2200
PL2003J	KS43F2200
PL3001J	KS43D2200
PL3002J	KS43F2200
PL4001J	KS43D3200
PL4002J	KS43F3200
PL4003J	KS43F3200


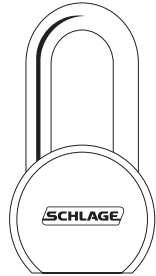
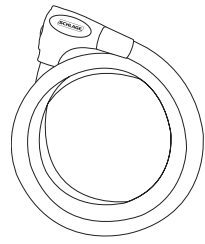
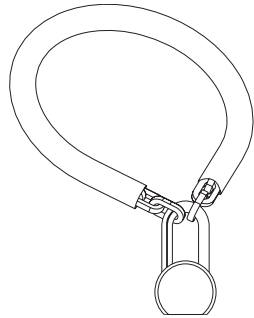
PL Series - Discontinued										
Part #	Body Size			Shackle Dimension			Shackle Dimension (metric)			Cylinder Type
	Width	Height	Depth	A	B	C	A	B	C	
PL1001J	1 3/4"	2 1/8"	3/4"	5/16"	1 1/8"	3/4"	8mm	29mm	19mm	KNK
PL1002J					2"			51mm		
PL1003J					3"			76mm		
PL2001J	2"	2 1/8"	3/4"	3/8"	1 1/8"	3/4"	9.5mm	29mm	19mm	KNK
PL2002J					2"			51mm		
PL2003J					3"			76mm		
PL3001J	2 1/4"	2 3/8"	7/8"	7/16"	1 1/8"	5/16"	11mm	29mm	24mm	KNK
PL3002J					2"			51mm		
PL4001J	2"	2 1/4"	7/8"	3/8"	1 1/8"	3/4"	9.5mm	29mm	19mm	IC
PL4002J					2"			51mm		
PL4003J					3"			76mm		

KS Series - Replacement										
Part #	Body Size			Shackle Dimension			Shackle Dimension (metric)			Cylinder Type
	Width	Height	Depth	A	B	C	A	B	C	
KS23D2200	1 25/32"	2 3/16"	7/8"	5/16"	1 1/2"	3/4"	8mm	38mm	19mm	KNK
KS23F2200					2"			51mm		
KS43D2200	1 15/16"	2 3/16"	7/8"	3/8"	1 1/2"	3/4"	9.5mm	38mm	19mm	KNK
KS43F2200					2"			51mm		
KS43D3200	1 15/16"	2 3/16"	7/8"	3/8"	1 1/2"	3/4"	9.5mm	38mm	19mm	IC
KS43F3200					2"			51mm		

- NOTES:**
- 1) Padlocks must be ordered and are shipped less cylinder
 - Keys & Keying must appear as a separate line item
 - 2) Reference Schlage Keys & Keying section for specific options and cylinders
 - All Key & Keying adders and deducts apply
 - 3) Key retaining cams for Classic KNK padlocks - KZ32CB1 - ordered as separate line item and ships separately
 - 4) Key retaining is not an option on Full Size IC products



Shackle Dimensions

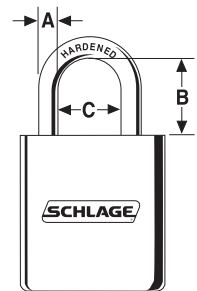
<p>Available in: 606 Brass</p>  <p>KS23D KS43F</p>	<p>Available in: 652 Steel</p>  <p>KS72F</p>	<p>Locking Head is 407 Satin Finish</p>  <p>KC Series</p>	<p>Padlock is 652 Steel</p>  <p>KK Series</p>
--	---	--	--

UPC 720018-	Part #	Body Size			Shackle Dimension			Shackle Dimension (metric)			Cylinder Type	Case Pack	Master Pack	List Price Each
		Width	Height	Depth	A	B	C	A	B	C				
KEYED DIFFERENT - BRASS														
997412	KS23D2300	1 25/32"	2 3/16"	7/8"	5/16"	1 1/2"	3/4"	8mm	38mm	19mm	KNK	6	24	\$62.60
997405	KS23F2300	1 25/32"	2 3/16"	7/8"	5/16"	2"	3/4"	8mm	51mm	19mm	KNK	6	24	62.80
997290	KS43D2300	1 15/16"	2 3/16"	7/8"	3/8"	1 1/2"	3/4"	9.5mm	38mm	19mm	KNK	6	24	66.60
997283	KS43F2300	1 15/16"	2 3/16"	7/8"	3/8"	2"	3/4"	9.5mm	51mm	19mm	KNK	6	24	67.00
KEYED DIFFERENT - STEEL														
997764	KS72F2300	2 5/8"	2 3/8"	1 3/32"	7/16"	2"	7/8"	11mm	51mm	22mm	KNK	6	18	\$72.10

UPC 720018-	Part #	Cable Size		Cable Size (metric)		Cylinder Type	Case Pack	Master Pack	List Price Each
		Length	Diameter	Length	Diameter				
KEYED DIFFERENT									
997719	KC215E220	6'	5/8"	182cm	15mm	KNK	1	5	\$96.70

UPC 720018-	Part #	Chain Size	Chain Size (metric)	Shackle Dimension			Shackle Shackle Dimension (metric)			Cylinder Type	Case Pack	Master Pack	List Price Each
		Length	Length	A	B	C	A	B	C				
CHAIN ONLY													
999478	999478	5'	150 cm	N/A			N/A			N/A	1	1	\$94.00
999461	999461	3' 3"	100 cm	N/A			N/A			N/A	1	1	49.70

NOTE: 1) For master keyed or keyed alike products, order chain, padlocks and cylinders separately.
 Order chains #999478 or #999461 with padlock KS72F2300.
 Prices are for chains only.
 Chains and Padlocks must be ordered separately.



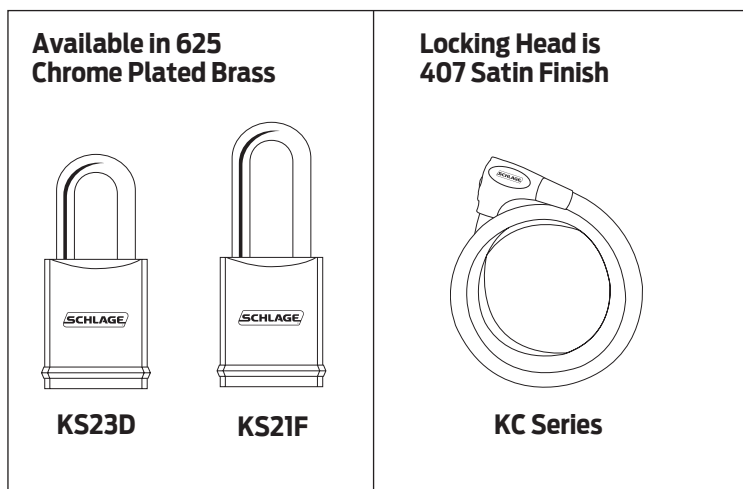
Shackle Dimensions

Portable Security



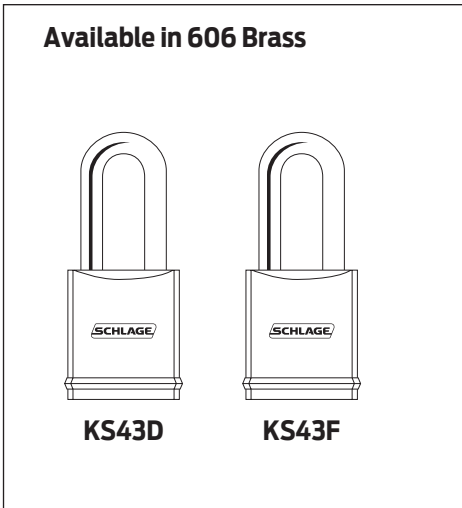
PS-6

UPC 720018-	Part #	Body Size			Shackle Dimension			Shackle Dimension (metric)			Cylinder Type	Case Pack	Master Pack	List Price Each
		Width	Height	Depth	A	B	C	A	B	C				
LESS CYLINDER - BRASS														
000259	KS23D2200	1 25/32"	2 3/16"	7/8"	5/16"	1 1/2"	3/4"	8mm	38mm	19mm	KNK	6	24	\$52.20
000266	KS23F2200	1 25/32"	2 3/16"	7/8"	5/16"	2"	3/4"	8mm	51mm	19mm	KNK	6	24	52.50
000297	KS43D2200	1 15/16"	2 3/16"	7/8"	3/8"	1 1/2"	3/4"	9.5mm	38mm	19mm	KNK	6	24	56.20
000303	KS43F2200	1 15/16"	2 3/16"	7/8"	3/8"	2"	3/4"	9.5mm	51mm	19mm	KNK	6	24	56.50



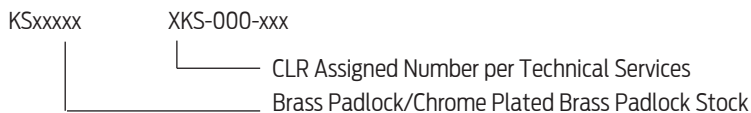
UPC 720018-	Part #	Body Size			Shackle Dimension			Shackle Dimension (metric)			Cylinder Type	Case Pack	Master Pack	List Price Each
		Width	Height	Depth	A	B	C	A	B	C				
LESS CYLINDER - CHROME PLATED BRASS														
997658	KS11D1200	1 25/32"	2 3/16"	7/8"	1/4"	1 1/2"	3/4"	6.4mm	38mm	19mm	SFIC	6	24	\$31.10
997641	KS11F1200	1 25/32"	2 3/16"	7/8"	1/4"	2"	3/4"	6.4mm	51mm	19mm	SFIC	6	24	\$32.50
997498	KS21D1200	1 25/32"	2 3/16"	7/8"	5/16"	1 1/2"	3/4"	8mm	38mm	19mm	SFIC	6	24	\$33.00
997481	KS21F1200	1 25/32"	2 3/16"	7/8"	5/16"	2"	3/4"	8mm	51mm	19mm	SFIC	6	24	\$34.60
997375	KS41D1200	1 15/16"	2 3/16"	7/8"	3/8"	1 1/2"	3/4"	9.5mm	38mm	19mm	SFIC	6	24	\$33.00
997368	KS41F1200	1 15/16"	2 3/16"	7/8"	3/8"	2"	3/4"	9.5mm	51mm	19mm	SFIC	6	24	\$34.60

UPC 720018-	Part #	Cable Size		Cable Size (metric)		Cylinder Type	Case Pack	Master Pack	List Price Each
		Length	Diameter	Length	Diameter				
LESS CYLINDER - SMALL FORMAT INTERCHANGEABLE CORE									
998747	KC215A130	2'	5/8"	60cm	15mm	SFIC	1	5	\$62.60
998754	KC215B130	4'	5/8"	121cm	15mm	SFIC	1	5	\$67.00



UPC 720018-	Part #	Body Size			Shackle Dimension			Shackle Dimension (metric)			Cylinder Type	Case Pack	Master Pack	List Price Each
		Width	Height	Depth	A	B	C	A	B	C				
LESS CYLINDER - BRASS														
999140	KS43D3200	1 15/16"	2 3/16"	7/8"	3/8"	1 1/2"	3/4"	9.5mm	38mm	19mm	IC	6	24	\$64.80
999157	KS43F3200	1 15/16"	2 3/16"	7/8"	3/8"	2"	3/4"	9.5mm	51mm	19mm	IC	6	24	68.60

Custom Engraving - Optional



- NOTES:**
- 1) A one time set up cost of \$85 net will be added to the first order under part number 50-020.
 - 2) A \$8.00 net per piece engraving fee will be added to net product cost.
 - 3) Custom engraving requires submission of completed "Custom Logo Request" form (see **Forms**) and scaleable logo line art in DXF format to **LOCKSUPPORT@ALLEGION.COM**.
 - 4) Minimum order quantity is 6.
 - 5) XKS-000-XXX part number is assigned by Technical Services and is keyed in the accessory field as part of the product part number.

Custom engraving is available on the following parts.

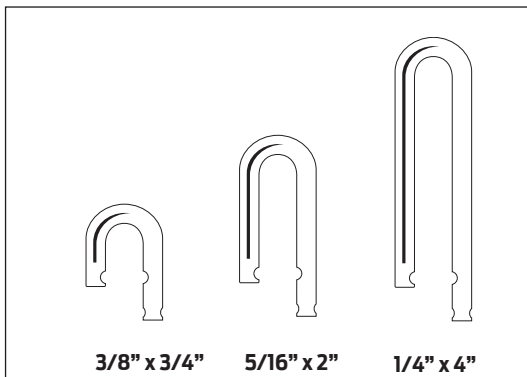
Brass Padlocks - Listed on page

KS23D2300	
KS23F2300	
KS43D2300	PS-5
KS43F2300	
<hr/>	
KS23D2200	
KS23F2200	
KS43D2200	PS-6
KS43F2200	
<hr/>	
KS43D3200	
KS43F3200	PS-8

Chrome Plated Brass Padlocks - Listed on page

KS11D1200	
KS11F1200	
KS21D1200	
KS21F1200	PS-7
KS41D1200	
KS41F1200	

Product No Longer Available.

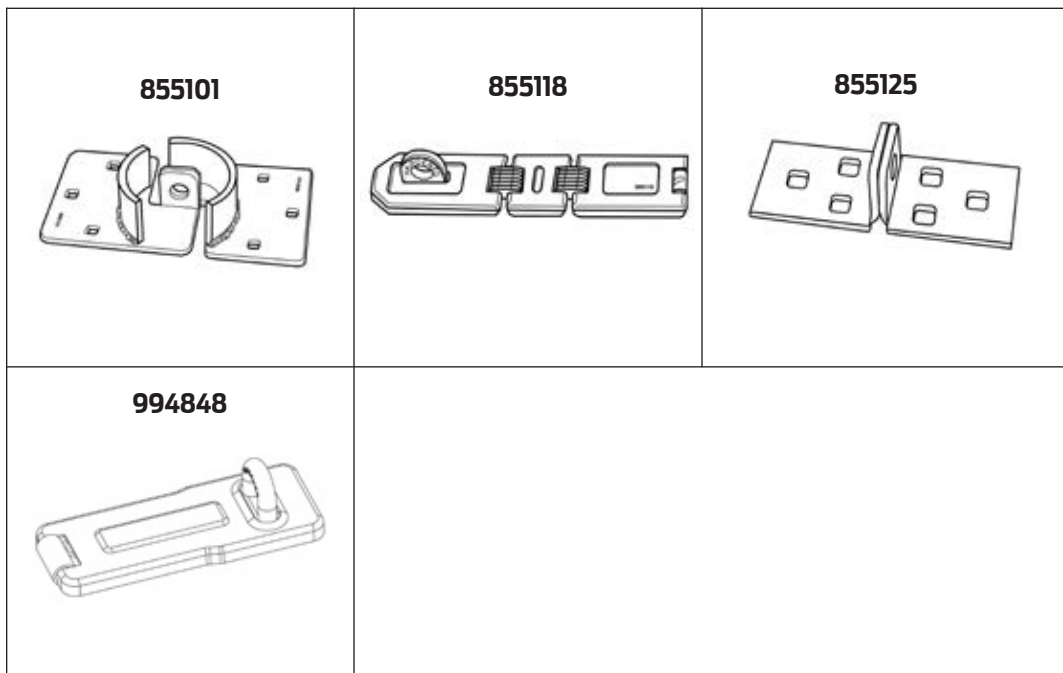


FEATURES & SPECIFICATIONS

- Parts and Accessories discounted at full lock discount.
- Must be ordered in box quantity.

UPC 720018-	Part #	Shackle Dimension			Shackle Dimension (metric)			Box Quantity	Carton Quantity	List Price Each
		A	B	C	A	B	C			
HARDENED STEEL SHACKLES - FOR USE WITH 10 SERIES PADLOCKS										
997214	KZ11A10	1/4"	3/4"	3/4"	6.4mm	19mm	19mm	6	36	\$5.20
997184	KZ11D10	1/4"	1 1/2"	3/4"	6.4mm	38mm	19mm	6	36	6.40
997153	KZ11F10	1/4"	2"	3/4"	6.4mm	51mm	19mm	6	36	6.50
997122	KZ11G10	1/4"	4"	3/4"	6.4mm	102mm	19mm	6	36	9.10
HARDENED STEEL SHACKLES - FOR USE WITH 20 SERIES PADLOCKS										
997177	KZ11D20	5/16"	1 1/2"	3/4"	8mm	38mm	19mm	6	36	\$8.00
997115	KZ11G20	5/16"	4"	3/4"	8mm	102mm	19mm	6	36	11.60
HARDENED STEEL SHACKLES - FOR USE WITH 40 SERIES PADLOCKS										
997139	KZ11F40	3/8"	2"	3/4"	9.5mm	51mm	19mm	6	36	\$10.30
997108	KZ11G40	3/8"	4"	3/4"	9.5mm	102mm	19mm	6	36	14.20
BRASS SHACKLES - FOR USE WITH 10 SERIES PADLOCKS										
997061	KZ12D10	1/4"	1 1/2"	3/4"	6.4mm	38mm	19mm	6	36	\$6.40
997009	KZ12G10	1/4"	4"	3/4"	6.4mm	102mm	19mm	6	36	9.10
BRASS SHACKLES - FOR USE WITH 20 SERIES PADLOCKS										
997054	KZ12D20	5/16"	1 1/2"	3/4"	8mm	38mm	19mm	6	36	\$7.50
996996	KZ12G20	5/16"	4"	3/4"	8mm	102mm	19mm	6	36	\$11.50
BRASS SHACKLES - FOR USE WITH 40 SERIES PADLOCKS										
997047	KZ12D40	3/8"	1 1/2"	3/4"	9.5mm	38mm	19mm	6	36	\$10.00
996989	KZ12G40	3/8"	4"	3/4"	9.5mm	102mm	19mm	6	36	14.20
STAINLESS STEEL SHACKLES - FOR USE WITH 10 SERIES PADLOCKS										
001270	KZ13D10	1/4"	1 1/2"	3/4"	6.4mm	38mm	19mm	6	36	\$6.00
001287	KZ13F10	1/4"	2"	3/4"	6.4mm	51mm	19mm	6	36	6.40
STAINLESS STEEL SHACKLES - FOR USE WITH 20 SERIES PADLOCKS										
001294	KZ13D20	5/16"	1 1/2"	3/4"	8mm	38mm	19mm	6	36	\$8.00
001300	KZ13F20	5/16"	2"	3/4"	8mm	51mm	19mm	6	36	8.30
STAINLESS STEEL SHACKLES - FOR USE WITH 40 SERIES PADLOCKS										
001317	KZ13D40	3/8"	1 1/2"	3/4"	9.5mm	38mm	19mm	6	36	\$10.00
001324	KZ13F40	3/8"	2"	3/4"	9.5mm	51mm	19mm	6	36	10.30

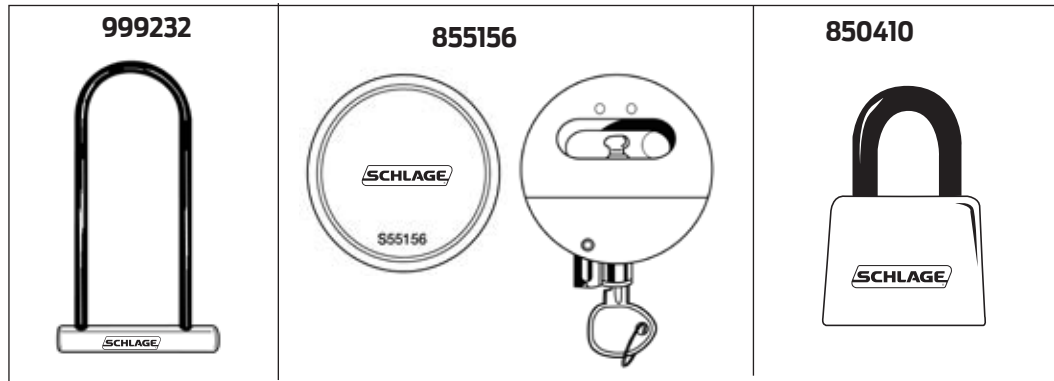
Product No Longer Available.



Specialty Security Products					
HASPS - HIGH-SECURITY					
UPC	Part Number	Description	Body Dimension	Carton Quantity	List Price Each
855101	855101	Vehicle or Gate Security Hasp	8-1/2" x 4-1/2"	3	\$39.20
855118	855118	Flexible Double-Hinge Steel Security Hasp	7-3/4" x 1-3/4"	6	12.50
855125	855125	Center Hole Security Hasp	5" x 2"	6	11.90
HASP - MODERATE-SECURITY					
994848	994848	Steel Bar Hasp	4-1/2" x 1-5/8"	6	\$6.40

FLEX SECURITY FEATURES & SPECIFICATIONS

- Non rekeyable
- Retail vis-packed
- Must be ordered in case quantity multiples



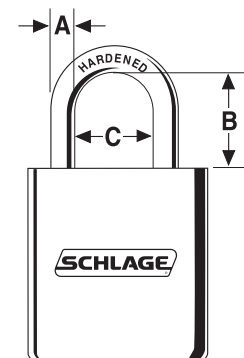
Special Use Padlocks

UPC	Part Number	Shackle Dimension			Shackle Dimension (metric)			Padlock Width	Case Qty	Price Each
		A	B	C	A	B	C			
Extra Large Padlock										
720018999232	999232	1/2"	11"	4"	12mm	275mm	102mm	7 1/4"	5	\$38.00
Shackle-less Padlock										
720018855156	855156	-	-	-	-	-	-	2 7/8"	6	\$47.60

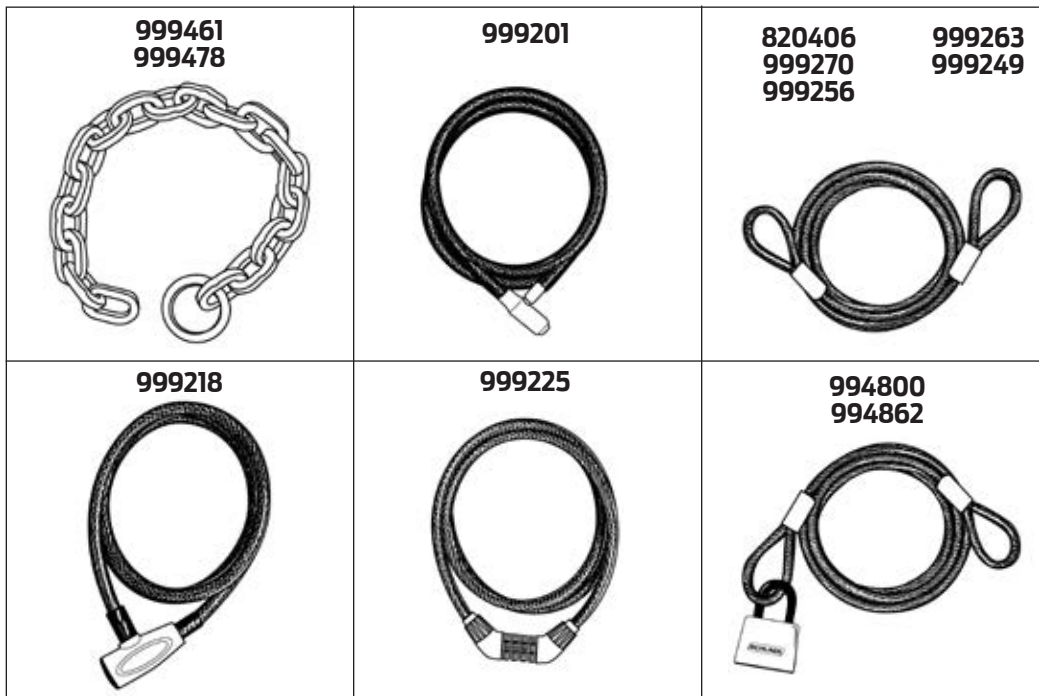
Covered Laminated Steel Padlocks

UPC	Part Number	Shackle Dimension			Padlock Width	Case Qty	Price Each
		A	B	C			
Covered Laminated Steel Padlocks							
720018850410*	850410*	1/4"	1 1/8"	3/4"	1 1/2"	3	\$26.20

* 2 KA units per pack. 6 Packs keyed different per case.



Shackle Dimensions

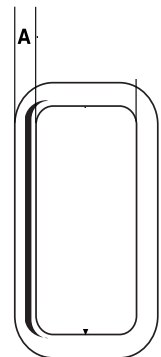


**FLEX SECURITY
FEATURES &
SPECIFICATIONS**

- Non rekeyable
- Retail vis-packed
- Must be ordered in case quantity multiples

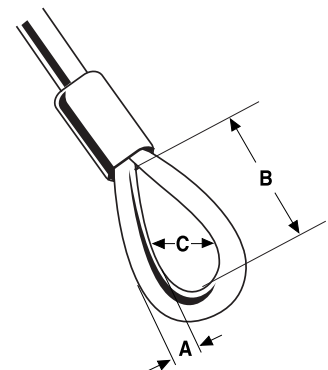
Security Chains					
UPC	Part Number	Shackle Dimension	Chain Length	Case Qty	Price Each
		A			
Cinch Ring Security Chains					
720018999478	999478	1/2"	5'	1	\$94.00
720018999461	999461	1/2"	3' 3"	1	49.70

Link Dimensions

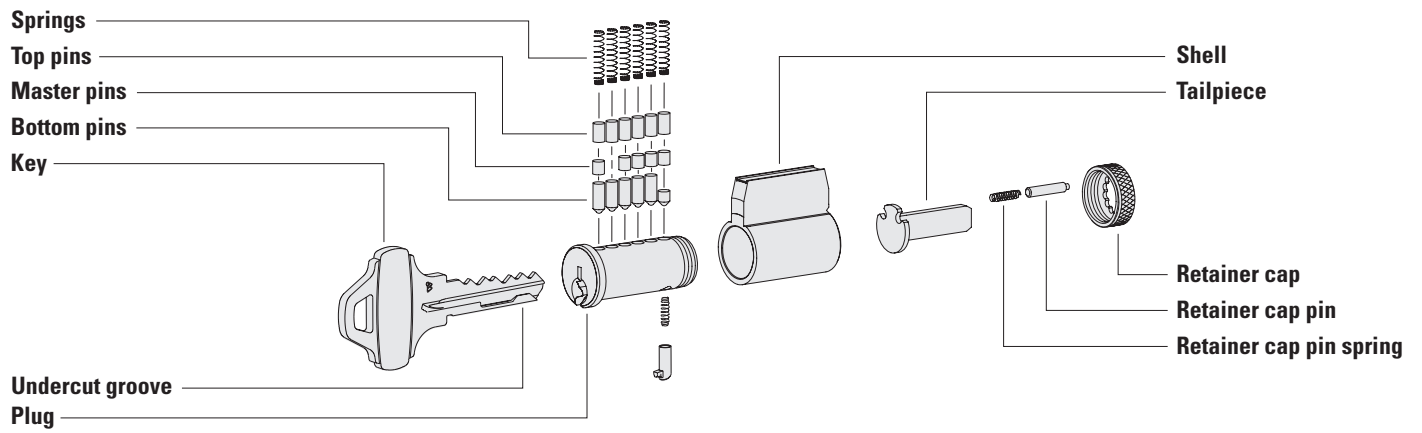


Security Cables and Locking Cables							
UPC	Part Number	Cable Dia.	Loop Dimension		Cable Length	Case Qty	Price Each
		A	B	C			
Heavy Duty Locking Cable - Schlage Rekeyable							
720018999201	999201	5/8"	-	-	6'	5	\$70.00
Heavy Duty Flexible Steel Cables							
720018820406	820406	5/8"	3 3/8"	15/8"	7'	5	\$43.00
Flexible Steel Cables							
720018999270	999270	3/8"	2 1/4"	1 1/8"	30'	4	\$55.00
720018999263	999263	3/8"	2 1/4"	1 1/8"	15'	4	34.20
720018999256	999256	3/8"	2 1/4"	1 1/8"	7'	4	20.20
720018999249	999249	3/8"	2 1/4"	1 1/8"	4'	4	15.80
Key Cable							
720018999218	999218	1/2"	-	-	5'	4	\$29.00
Resettable Combination Cable							
720018999225	999225	3/8"	-	-	5'	4	\$30.10
Flexible Steel Cable and Covered Laminated Steel Padlock							
720018994800	994800	3/8"	2 1/4"	1 1/8"	4'	4	\$27.20
720018994862	994862	3/8"	2 1/4"	1 1/8"	15'	4	42.70

Loop Dimensions



Exploded View - Everest Key-in-Knob/Lever Cylinder



CYLINDERS

Ordering Procedures

To order Schlage products, descriptive data should be in the same sequence as shown below.

Line Item	Qty	Product	Outside		Inside		Hand	Latch	Strike	Dr Thk	Ext	DIM	Additional Details
			DES	FIN	DES	FIN							
1	10	20-001 S125		626								118	

Line Item: Line item number

Qty: Quantity

Product: Product number + keyway

Outside Des: Not Applicable

Outside Fin: Cylinder face finish color (for Key in Lever cylinders, choose plug face color - 606 or 626)

Inside Des: Not Applicable

Inside Fin: Not Applicable

Hand: Not Applicable

Latch: Not Applicable

Strike: Not Applicable

Dr Thk: Not Applicable

Ext: Not Applicable

Dim: for mortise cylinder length (Written as 1 1/8" = 118, 1 3/4" - 134 etc.)

Additional

Details: Keying instructions (KA, KD, O-bitted), Primus XP #, Everest 29 Facility Code, Locksmith ID#, Additional stamping instructions

Common Pricing Information

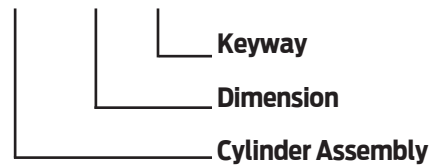
1.	Locks are furnished with standard features unless otherwise specified.
2.	Door thickness is 1 3/4" unless otherwise specified.
3.	Split finishes and designs will be priced at the highest list price of the design and/or finish.
4.	Engineering specials are denoted by a part number beginning with "X".
5.	⌚ denotes a lock or part that requires an extended lead time.
6.	👤 denotes a handed product and requires handing to be specified.
7.	For all restricted keyways (Everest D, Everest 29 T, Quad, Numbered, Reversed) add \$17.50. This does not apply to Primus cylinders. See Terms and Conditions for ordering information and requirements.
8.	Locks, keys and cylinders containing restricted keyways require additional documentation to order. Please see Terms and Conditions for the specific requirements.
9.	Keyway must be specified for keyed functions and cylinders. If not specified, default keyway will be S123 for KA, KD and O-bitted product and S145 for Factory managed masterkey systems.
10.	Multiple keying options are available. Locks and cylinders are furnished KD unless otherwise specified or excepted by notation.
11.	Control Keys for permanent and construction cores are not included with the lock or cylinder and must be ordered separately.
12.	Locks specified with "C" keyway and KD or O-bitted will receive 6 pin cylinders.
13.	Full Size Interchangeable Cores (FSIC) are furnished 1-bitted unless otherwise specified. If O-bitted is selected, the order will be entered as 1-bitted. This does not apply to FSIC Primus® cores.
14.	Conventional standard pinned cylinders, Primus cylinders (conventional and FSIC) can be supplied O-bitted. If 1-bitted is selected, the order will be entered as O-bitted.
15.	Available plug face finishes are 606 and 626, 643e, 622. For brass or satin bronze finish colors, the plug face finish is 606. For oil rubbed or aged bronze finish colors, the 643e plug face will be furnished. For chrome, nickel or stainless steel finish colors, the plug face finish is 626.
16.	Specify LKB if O-bitted Primus cylinders are required "Less Key Blanks." Deduct \$16.40 per cylinder.
17.	For hotel function cylinders: Not available in Primus. Furnished O-bitted. Emergency keys must be ordered separately.
18.	Locks and cylinders will be furnished with 2 keys each as standard. Additional keys will be charge at the additional cut keys charge appropriate for the cylinder/key type

Table of Contents

Multiple Tailpiece Cylinders	CYL-4
Bulk Pack Cylinders	CYL-5
Primus Cylinders-Sub-Assembled	CYL-9
A & H, AD, AL, CL, D, ND, KS, S & S200	CYL-10
Tailpieces & Actuators	CYL-16
Miscellaneous Parts	CYL-17
B500	CYL-18
Conventional Cylinders & Housings	CYL-18
Tailpieces, Drivers & Parts	CYL-19
B250, B400, E/B, F100, H, MD, S200	CYL-20
Deadbolt Cylinders	CYL-20
IC Cylinders & Miscellaneous Parts	CYL-21
Collars, Tailpieces and Reference Tables	CYL-22
B600/700/800	CYL-24
Reference Table	CYL-24
Miscellaneous Parts and Tailpieces	CYL-26
IC Housings and Parts	CYL-27
Mortise	CYL-28
Conventional Cylinders, L-Series	CYL-28
Conventional Cylinders for Adams Rite, Adams Rite, Lori & Corbin Russwin	CYL-29
Concealed Shell Cylinders	CYL-31
Cams, Cam Screws, Dummy Cylinder	CYL-32
Full Size Interchangeable Core	CYL-33
Small Format Interchangeable Core	CYL-35
Cylinder Lengths and Collars By Application	CYL-37
Blotting Ring Requirements	CYL-38
Schlage cylinders for Falcon & Von Duprin	CYL-39
Rim Cylinders	CYL-41
Interchangeable Cores	CYL-43
Full Size Interchangeable Cores	CYL-43
Small Format Interchangeable Cores	CYL-44
Competitor Retrofit Cylinders	CYL-45
Corbin Russwin, Sargent, Yale Key-in-Knob/Lever	CYL-45
Reference Tables	CYL-46
Corbin Russwin Master Ring	CYL-47
Cams to Operate Competitor Locks	CYL-48
Letter/Mail Box	CYL-50
Special Cylinders	CYL-51
Pins, Springs & Pinning Components	CYL-52
Full Size	CYL-52
Small Format	CYL-53
Plugs	CYL-56
Shells	CYL-57

Product Identification

20-001 118 XXXX



Full Size Cylinders and Cores

When ordering full size cylinders, specify the standard or Primus cylinder number, dimension (where required), keyway (e.g. C, CP, C123, S123 etc) or keyway family (e.g. Obverse, Everest® Family, Everest D Family, Everest 29 T) and finish. If no keyway is specified, master keyed products will default to Everest 29 S145 and non-master keyed products will default to S123.

Small Format Interchangeable Cores

Small format cores are available only in Everest and Everest 29 restricted keyways and certain Best® keyways. Small format cores cannot be keyed into the same system as full size cylinders and cores because the keyways are different.

See **Schlage Cylinder & Keyway Terminology** for more details on Schlage's terminology.

Finish Codes and Descriptions

Code		Description
605	(US 3)	Bright Brass
606	(US 4)	Satin Brass
609	(US 5)	Antique Brass
612	(US 10)	Satin Bronze
613	(US 10B)	Oil Rubbed Bronze
619	(US 15)	Satin Nickel
622	(US 19)	Matte Black
625	(US 26)	Bright Chromium Plated
626	(US 26D)	Satin Chromium Plated
629	(US 32)	Bright Stainless Steel
630	(US 32D)	Satin Stainless Steel
643e	(US11)	Aged Bronze

Standard Features*

Certification	BHMA certified to ANSI A156.5, 2001, Grade 1 Operational
Key Patents	Primus XP keys are protected against unauthorized duplication by U S utility patents 7 159 424 Everest and Everest Primus XP keys are protected by U S design patents 428,324 and 426,452. Everest 29 and Everest 29 Primus XP keys are protected by U S patent US 7,665,337
Standard Cylinder	Solid Brass 6 pin plugs and shells. Mortise and Rim cylinders utilize a two piece Stainless Steel sintered housing secured by 2 Torx® screws. Standard keyway is Everest 29 S123, furnished Keyed Different (KD) with two 6 pin nickel silver keys (except F series knobs and levers). Mortise cylinder standard lengths are 11/8" for conventional cylinders, 1 1/2" for large format interchangeable core and 1 3/8" for small format interchangeable core.
SFIC	Everest 29 R and Everest B combined cores includes 2 change keys. Small format cores are available either uncombined or combined. Control keys must be ordered separately.
FSIC	Full size standard pinned cores are furnished 1-bitted. Primus cores are furnished 0-bitted. Primus
Primus	XP cylinders are furnished MK, KA, KD, or Less Key Blank (LKB). See Terms & Conditions: Primus Sales Policy for additional details.

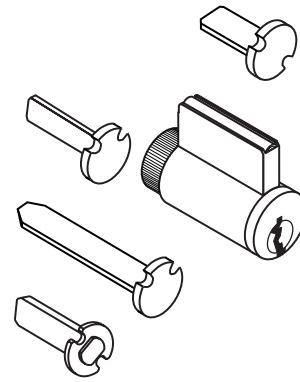
Conventional standard pinned cylinders: Available 0-Bitted. 1-Bitted is not available and if specified, 0-bitted will be furnished.
 Standard pinned FSIC cylinders: Furnished 1-bitted. 0-Bitted is not available and if specified, 1-bitted will be furnished.
 Primus cylinders: Furnished 0-bitted. 1-Bitted is not available and if specified, 0-bitted is furnished.

Reduce Cylinder Inventory

Multiple tailpiece cylinders allow high inventory flexibility with low investment. Included with each cylinder are tailpieces to suit these locks:

- A-Series (all designs)
- AL-Series
- D-Series Knobs
- H-Series Knobs (all designs)
- ND-Series Levers

Cylinders are furnished 0-bitted. Standard pinned cylinders are furnished with two (2) blank keys. Not available in Faculty Restroom (hotel) function.




Multiple Tailpiece Key-in-Knob/Lever Cylinders				
Keyway	Contents	Part Number	Price Each	
			Open	Restricted
All Keyways Everest, Everest 29 and Classic Families	(1) Pre-assembled cylinder 0-bitted, less tailpiece (1) A301-338 tailpiece, A & H-Series Orbit (1) A700-031 tailpiece, A, AL, H-Series (except Orbit) (1) C603-524 tailpiece, D-Series Knobs (1) N523-022 tailpiece, ND-Series Levers (yellow) (2) C503-115 cap pin springs (2) C503-116 cap pins (2) Key Blanks 35-009 (Everest C) OR 35-002 (Everest D) OR 35-270 (Everest 29 S) OR 35-268 (Everest 29 T)	40-100	64.00	81.50
Primus / Primus XP All Keyways (Classic, Everest and Everest 29)	(1) Pre-assembled cylinder 0-bitted, less tailpiece, LESS keys (1) A301-338 tailpiece, A & H-Series Orbit (1) A700-031 tailpiece, AL-Series (1) C603-524 tailpiece, D-Series Knobs (1) N523-022 tailpiece, ND-Series Levers (yellow) (2) C503-115 cap pin springs (2) C503-116 cap pins ****Primus Keys must be ordered separately****	40-700* / 40-700-XP Controlled Access	142.00	142.00
		40-500* / 40-500-XP UL437 Listed	174.00	174.00
Order Examples:	40-100 626 S123			
	40-700-XP 606 S123 (must specify Primus account information and provide necessary Primus documents)			

*Primus key blanks must be ordered separately.

Key Large Jobs Faster!

Bulk Packs are kits that contain all of the components needed to build 10 cylinders. For added convenience the shells are pre-loaded with pins and springs and slid onto a follower. Cams and tailpieces are sold separately in economical 10-packs to maximize flexibility. **Keys and Primus components are also sold separately.** The unit price of the unassembled cylinder is up to 15% less than buying it completely assembled. In addition to this savings, labor time is reduced since cylinders don't have to be taken apart before being pinned in the field. Not available in Faculty Restroom (hotel) functions. Must specify finish color, length and keyway.

09-764*
Everest Primus and Everest 29 Primus Bulk Pack



(Includes 10 of each item shown)

10-Piece Bulk Pack Key-in-Knob/Lever Cylinders

Contents (10 each)	Cylinder Mechanism	Keyway Type	Bulk Pack Number	Price Each Pack	
				Open	Restricted
Loaded shells Plugs Caps Cap pins Cap pin springs Check pins (Everest and Everest 29 standard pinned only) Check pin springs	Standard	Classic	09-409	\$503.00	\$678.00
		Everest and Everest 29 Family	09-751	503.00	675.00
	Primus/Primus XP	Everest and Everest 29	09-764	995.00	
	Primus/Primus XP	Classic	09-833	995.00	

10-Piece Bulk Pack Mortise Cylinders

Contents (10 each)	Cylinder Mechanism	Keyway Type	Bulk Pack Number	Price Each Pack	
				Open	Restricted
Loaded shells Plugs Cam Screws Check pins (Everest and Everest 29 standard pinned only) Check pin springs	Standard	Classic	09-412	\$593.00	\$768.00
		Everest and Everest 29 Family	09-754	593.00	768.00
	Primus/Primus XP	Everest and Everest 29	09-767	1,023.00	
	Primus/Primus XP	Classic	09-835	1,023.00	

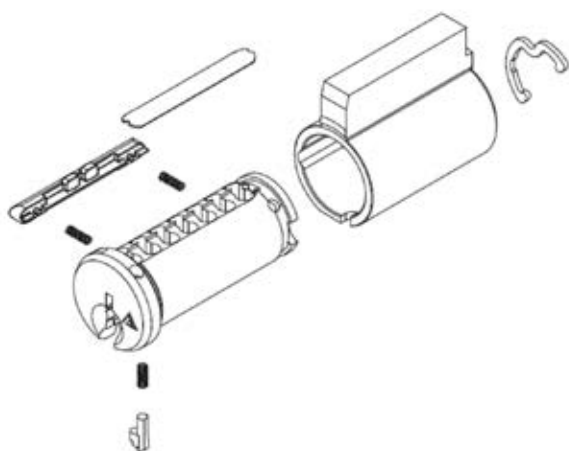
*See next page for cams, collars sold separately.
Available in 1 1/8" and 1 1/4" only.*

10-Piece Bulk Pack Rim Cylinders

Contents (10 each)	Cylinder Mechanism	Keyway Type	Bulk Pack Number	Price Each Pack	
				Open	Restricted
Loaded shells Plugs Caps Cap Pins Collars Tailpieces Drivers Cap pin springs Screws & back plate packs Check pins (Everest and Everest 29 standard pinned only) Check pin springs	Standard	Classic	09-410	\$689.00	\$864.00
		Everest and Everest 29 Family	09-752	689.00	864.00
	Primus/Primus XP	Everest and Everest 29	09-765	1,128.00	
	Primus/Primus XP	Classic	09-834	1,128.00	

10-Piece Bulk Pack Interchangeable Cores

Contents (10 each)	Cylinder Mechanism	Keyway Type	Bulk Pack Number	Price Each Pack	
				Open	Restricted
Loaded shells Plugs Caps Cap pins & springs Actuating rings Actuating pins Control pins Check pins (Everest and Everest 29 standard pinned only) Check pin springs	Standard	Classic	09-411	\$608.00	\$783.00
		Everest and Everest 29 Family	09-753	608.00	783.00
	Primus/Primus XP	Everest and Everest 29	09-766	1,040.00	
	Primus/Primus XP	Classic	09-836	1,040.00	



Unassembled Multiple Tailpiece Key-in-Lever SL Cylinders			
Keyway	Contents	Part Number	Price Each
			Restricted
Everest B and Everest 29 R Families of keyways	"(1) 33-213 Plug (1) A508-660 Body (1) C604-471 Retaining Clip (1) 90-210 Locking Sidebar for SL (2) C604-472 SL Sidebar Springs (1) 34-950 R/B Everest Check Pin (1) C504-116 R/B Everest Check Pin Spring (1) 90-212 SL Plug cover (1) 90-211 End Cap for SL Cylinders (1) 90-002 SL End Cap Pin (1) C603-952 SL End Cap Spring (1) A301-338 tailpiece, A & H-Series Orbit (1) A700-031 tailpiece, A, AL, H-Series (except Orbit) (1) C603-524 tailpiece, D-Series Knobs (1) N523-022 tailpiece, ND-Series Levers (yellow) ***Cylinder Is Shipped Unassembled In The Box*** ****Does Not Include L Pins, L Pin Springs Or Key Blanks****"	91-200	\$54.00
Primus XP Everest B and Everest 29 R Families of keyways	"(1) Plug for SL Primus XP (1) A508-661 SL Primus XP Body (1) C604-471 Retaining Clip (1) 90-210 Locking Sidebar for SL (2) C604-472 SL Sidebar Springs (1) C603-950 Primus Sidebar (2) C603-952 Primus Side Bar Springs (1) 90-212 SL Plug cover (1) 90-211 End Cap for SL Cylinders (1) 90-002 SL End Cap Pin (1) C603-952 SL End Cap Spring (1) A301-338 tailpiece, A & H-Series Orbit (1) A700-031 tailpiece, A, AL, H-Series (except Orbit) (1) C603-524 tailpiece, D-Series Knobs (1) N523-022 tailpiece, ND-Series Levers (yellow) ***Cylinder Is Shipped Unassembled In The Box*** ****Does Not Include L Pins, L Pin Springs, Primus Finger Pins, Primus Finger Pin Springs Or Key Blanks****"	91-700 Controlled Access	98.00
		91-500 UL 437 Listed	132.00

10-Piece Bulk Packs for Unassembled Everest and Everest 29 SL Cylinders						
Cylinder Type	Contents	Cylinder Mechanism	Keyway	Bulk Pack Number	Price Each Pack	
					Restricted	
Key-inLever	(10) 33-213 Plug (10) A508-660 Body (10) C604-471 Retaining Clip (10) 90-210 Locking Sidebar for SL (20) C604-472 SL Sidebar Springs (10) 34-950 R/B Everest Check Pin ***Cylinder Is Shipped Unassembled In The Box*** ****Does Not Include L Pins, L Pin Springs Or Key Blanks****	(10) C504-116 R/B Everest Check Pin Spring (10) 90-212 SL Plug cover (10) 90-211 End Cap for SL Cylinders (10) 90-002 SL End Cap Pin (10) C603-952 SL End Cap Spring	SL Cylinder	Everest B or Everest R Keyway Families	91-451	\$527.00
	(10) Plug for SL Primus XP (10) A508-661 SL Primus XP Body (10) C604-471 Retaining Clip (10) 90-210 Locking Sidebar for SL (20) C604-472 SL Sidebar Springs (10) C603-950 Primus Sidebar ***Cylinder is shipped unassembled in the box*** ****Does not include L pins, L pin springs, Primus finger pins, Primus finger pin springs or key blanks****	(20) C603-952 Primus Side Bar Springs (10) 90-212 SL Plug cover (10) 90-211 End Cap for SL Cylinders (10) 90-002 SL End Cap Pin (10) C603-952 SL End Cap Spring	SL Primus XP	Everest B or Everest R Keyway Families	91-551	971.00
Mortise	(10) 33-213 Plug (10) A508-660 Body (10) C604-471 Retaining Clip (10) 90-210 Locking Sidebar for SL (20) C604-472 SL Sidebar Springs (10) 34-950 R/B Everest Check Pin ***Cylinder is shipped unassembled in the box. See SL cams table for available cams. Cams and collars sold seperately*** ****Does not include L pins, L pin springs or key blanks****	(10) C504-116 R/B Everest Check Pin Spring (10) 90-212 SL Plug cover (10) Front and Back Mortise Housings with Screws (Specify Finish and Length) (10) 90-002 SL End Cap Pin (10) C603-952 SL End Cap Spring	SL Cylinder	Everest B or Everest R Keyway Families	91-452	617.00
	(10) Plug for SL Primus XP (10) A508-661 SL Primus XP Body (10) C604-471 Retaining Clip (10) 90-210 Locking Sidebar for SL (20) C604-472 SL Sidebar Springs (10) C603-950 Primus Sidebar ***Cylinder is shipped unassembled in the box. See SL cams table for available cams. Cams and collars sold seperately*** ****Does not include L pins, L pin springs, Primus finger pins, Primus finger pin springs or key blanks****	(20) C603-952 Primus Side Bar Springs (10) 90-212 SL Plug cover (10) Front and Back Mortise Housings with Screws (Specify Finish and Length) (10) 90-002 SL End Cap Pin (10) C603-952 SL End Cap Spring	SL Primus XP	Everest B or Everest R Keyway Families	91-552	1,067.00
Rim	(10) 33-213 Plug (10) A508-660 Body (10) C604-471 Retaining Clip (10) 90-210 Locking Sidebar for SL (20) C604-472 SL Sidebar Springs (10) 34-950 R/B Everest Check Pin (10) C504-116 R/B Everest Check Pin Spring ***Cylinder is shipped unassembled in the box*** ****Does not include L pins, L pin springs or key blanks****	(10) 90-212 SL Plug cover (10) Front and Back Rim Housings with Screws (Specify Finish) (10) Rim Cylinder Driver and Tailpiece (10) 90-211 End Cap for SL Cylinders (10) 90-002 SL End Cap Pin (10) C603-952 SL End Cap Spring	SL Cylinder	Everest B or Everest R Keyway Families	91-453	659.00
	(10) Plug for SL Primus XP (10) A508-661 SL Primus XP Body (10) C604-471 Retaining Clip (10) 90-210 Locking Sidebar for SL (20) C604-472 SL Sidebar Springs (10) C603-950 Primus Sidebar (20) C603-952 Primus Side Bar Springs ***Cylinder is shipped unassembled in the box*** ****Does not include L pins, L pin springs, Primus finger pins, Primus finger pin springs or key blanks****	(10) 90-212 SL Plug cover (10) Front and Back Rim Housings with Screws (Specify Finish) (10) Rim Cylinder Driver and Tailpiece (10) 90-211 End Cap for SL Cylinders (10) 90-002 SL End Cap Pin (10) C603-952 SL End Cap Spring	SL Primus XP	Everest B or Everest R Keyway Families	91-553	1,103.00

CYLINDERS / KEYS / AUXILIARY

Bulk Pack Modular & SL Cylinder Cams and Collars

Keyway Type	Type	Contents (10 each)	Bulk Pack Part Number	Price Each Pack
All (Classic / Everest C, D, Everest 29 S, T & Primus, etc)	Straight Cam - Modular cylinders length (1-1/8; 1-3/8; 1-5/8)	L583-476	09-195	\$31.00
	Straight Cam - Modular cylinders length (1-1/4; 1-1/2; 1-3/4)	L583-477	09-196	31.00
	L-Series Cam - Modular cylinders length (1-1/8; 1-3/8; 1-5/8)	L583-474	09-197	31.00
	L-Series Cam - Modular cylinders length (1-1/4; 1-1/2; 1-3/4)	L583-475	09-198	31.00
	Adam's Rite Kit - Modular cylinders length (1-1/8; 1-3/8; 1-5/8)	L583-446 36-079-037 B220-050	09-199*	155.00
	Adam's Rite Kit - Modular cylinders length (1-1/4; 1-1/2; 1-3/4)	L583-447 36-079-037 B220-050	09-200*	155.00
Everest SL Cylinders using Everest B and Everest 29R Keyways	Straight Cam - Twist and Lock Design for 1-1/8"	L583-802	91-194	48.00
	Straight Cam - Twist and Lock Design for 1-1/4"	L583-803	91-195	48.00
	L Series Cam - Twist and Lock Design for 1-1/8"	L583-800	91-196	48.00
	L Series Cam - Twist and Lock Design for 1-1/4"	L583-801	91-197	48.00
	Adams Rite Cam - Twist and Lock Design for 1-1/8"	L583-773 36-079-037 B220-050	91-198	171.00
	Adams Rite Cam - Twist and Lock Design for 1-1/4"	L583-774 36-079-037 B220-050	91-199	171.00

* Specify finish 605, 606, 612, 613, 625 or 626.

CYL-8

10-Piece Tailpiece Packs for Bulk Pack Cylinders (Classic, Everest, Everest 29 & Primus)

Cylinder Mechanism	Description	Contents (10 each)	Bulk Pack Part Number	Price Each Pack
All Modular Cylinders (Classic, Everest & Primus)	A-Series (except Orbit)	A301-337 with C603-098 security disc	09-756	\$65.00
	A-Series Orbit (except A73)	A301-338	09-757	
	AL-Series	A700-031	09-416	13.40
	D-Series Levers	C604-243	09-418	
	D-Series Knob	C603-524	09-417	
	ND-Series Levers	N523-022 (yellow)	09-019	

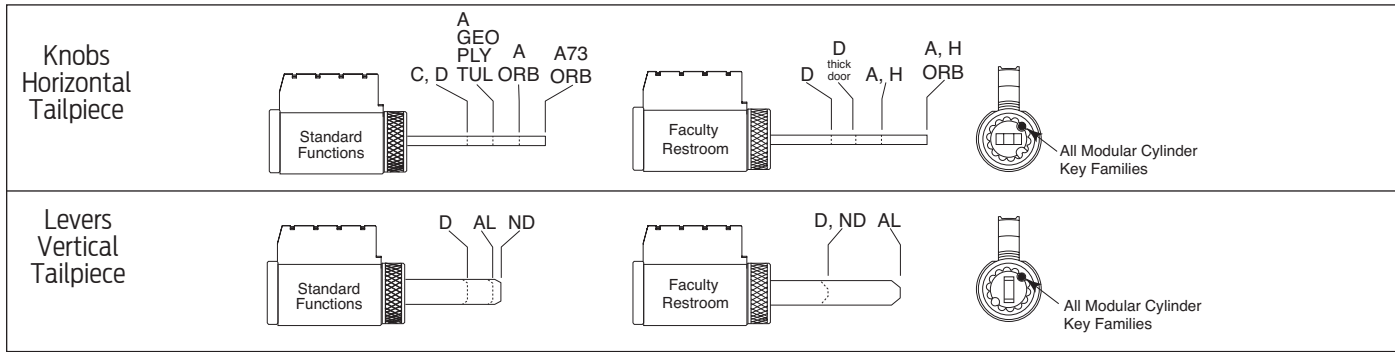
Keys

CL-Series

Primus Cylinders-Sub-Assembled			
Part Number		Type	Price Each
20-200	Primus Classic, Everest or Everest 29 (Specify Keyway)	Primus classic Key in Lever sub-assembled multiple tailpiece (A & H series Orbit A301-338, AL-Series A700-031, D-Series Levers and knobs C604-243, ND Series N523-022). *	\$98.00
20-201		Primus Classic Mortise Cylinder (specify 1-1/4" or 1-1/8") sub assembled multiple cams – Schlage (L583-474 or L583-475), AR (L583-476 or L583-477) and Straight (L583-446 or L583-447).*	113.00
20-202		Primus Classic Rim Cylinder sub-assembled. *	116.00
20-203		Primus Classic FSIC sub-assembled.	104.00
20-204		Primus Everest and Primus Everest 29 Key in Lever sub-assembled multiple tailpiece. (A & H-Series Orbit A301-338, AL-Series A700-031, D-Series Levers and knobs C604-243, ND-Series N523-022). *	98.00
20-205		Primus Everest and Primus Everest 29 Mortise Cylinder (1-1/4" or 1-1/8") sub-assembled multiple cams-Schlage (L583-474 or L583-475), AR (L583-476 or L583-477) and Straight (L583-446 or L583-447).	113.00
20-206		Primus Everest and Primus Everest 29 Rim Cylinder sub-assembled. *	116.00
20-207		Primus Everest and Primus Everest 29 FSIC sub-assembled. *	104.00
20-208	Primus Classic, Everest or Everest 29 UL437 (Specify Keyway)	Primus Classic UL437 Key in Lever sub-assembled multiple tailpiece. (A & H -Series Orbit A301-338, AL-Series A700-031, D-Series Levers and knobs C604-243, ND-Series N523-022). *	124.00
20-209		Primus Classic UL437 Mortise Cylinder (specify 1-1/4" or 1-1/8") sub assembled. Multiple cams – Schlage (L583-474 or L583-475), AR (L583-476 or L583-477) and Straight (L583-446 or L583-447).*	138.00
20-210		Primus Classic UL 437 Rim Cylinder sub-assembled. *	142.00
20-211		Primus Everest and Primus Everest 29 UL 437 Key in Lever sub-assembled. Multiple tailpiece (A & H-Series Orbit A301-338, AL-Series A700-031, D-Series Levers and knobs C604-243, ND-Series N523-022). *	124.00
20-212		Primus Everest and Primus Everest 29 UL437 Mortise Cylinder (specify 1-1/4" or 1-1/8") sub assembled. Multiple cams – Schlage (L583-474 or L583-475), AR (L583-476 or L583-477) and Straight (L583-446 or L583-447).*	138.00
20-213		Primus Everest and Primus Everest 29 UL 437 Rim Cylinder sub-assembled. *	142.00

* Please order separately: Keys, plug pins, Primus finger pins and finger pins springs, side bar and side bar springs.

Primus Competitor Cylinders-Sub-Assembled			
Part Number		Type	Price Each
20-221	Primus Classic, Everest or Everest 29 (Specify Keyway)	Primus, sub-assembly, key-in-lever cylinder for Corbin Russwin CL3300 C	\$104.00
20-219		Primus, sub-assembly, key-in-lever cylinder for Corbin Russwin CL3400, CL3600	
20-218		Primus, sub-assembly, key-in-knob cylinder for Corbin Russwin CK4200	
20-214		Primus, sub-assembly, key-in-lever cylinder for Sargent 7, 8, 10 Line Levers	
20-215		Primus, sub-assembly, key-in-knob cylinder for Sargent 7, 8, 9 Line Knobs	
20-216		Primus, sub-assembly, key-in-knob cylinder for Sargent 6 Line Except B Knob	
20-220		Primus, sub-assembly, key-in-lever for Yale 5300LN, 5400LN Levers	
20-217		Primus, sub-assembly, key-in-knob Yale 5300, 5400, 6200 Knobs	
20-222	Primus Classic, Everest or Everest 29 UL437 (Specify Keyway)	Primus, sub-assembly, key-in-lever cylinder for Sargent 7, 8, 10 Line Levers	142.00
20-223		Primus, sub-assembly, key-in-knob cylinder for Sargent 7, 8, 9 Line Knobs	
20-224		Primus, sub-assembly, key-in-knob cylinder for Sargent 6 Line Except B Knob	
20-225		Primus, sub-assembly, key-in-knob Yale 5300, 5400, 6200 Knobs	
20-228		Primus, sub-assembly, key-in-lever for Yale 5300LN, 5400LN Levers	
20-226		Primus, sub-assembly, key-in-knob cylinder for Corbin Russwin CK4200	
20-227		Primus, sub-assembly, key-in-lever cylinder for Corbin Russwin CL3400, CL3600	
20-229		Primus, sub-assembly, key-in-lever cylinder for Corbin Russwin CL3300	



A & H-Series Knob Cylinder Reference Table

Function	Design	Cylinder Mechanism	Complete Cylinder	Price Each		Keyway Type	Plug (See CYL-53)	Shell (See CYL-55)	Tailpiece (See CYL-14)	
				Open	Restricted					
Standard Functions	Except Orbit	Standard	21-002	\$64.00	\$81.50	Classic	33-137	A508-653	A301-337	
							33-138			
		Everest SL (B/R keyways only)	91-004		81.50	Everest B & Everest 29 R	33-213	A508-660		
		Primus	20-724	141.00		Classic	33-136	A508-655		
		Primus-XP	20-724-XP			Everest & Everest 29	33-119			
		Everest SL Primus XP (B/R keyways only)	91-704-XP		141.00	Everest B & Everest 29 R	33-214	A508-661		
	Primus UL437	20-524	174.00		Classic	33-154	A508-655			
	Primus UL437-XP	20-524-XP			Everest & Everest 29	33-221				
	Orbit Except A73 Function	Standard	21-002-122		64.00	81.50	Classic	33-137		A508-653
							Everest & Everest 29	33-138		
		Everest SL (B/R keyways only)	91-005		81.50	Everest B & Everest 29 R	33-213	A508-660		
		Primus	20-724-122	141.00		Classic	33-136	A508-655		
Primus-XP		20-724-122-XP			Everest & Everest 29	33-119				
Everest SL Primus XP (B/R keyways only)		91-705-XP		141.00	Everest B & Everest 29 R	33-214	A508-661			
Primus UL437	20-524-122	174.00		Classic	33-154	A508-655				
Primus UL437-XP	20-524-122-XP			Everest & Everest 29	33-221					
A73 Orbit	Standard	Complete cylinder discontinued but may be assembled in the field.				Classic	33-137	A508-653		
	Primus					Everest & Everest 29	33-138			
	Primus-XP					Classic	33-136	A508-655		
	Primus UL437					Everest & Everest 29	33-119			
	Primus UL437-XP					Everest & Everest 29	33-221			
A85, H185 Faculty Restroom	Except Orbit	Standard	21-003	95.00	112.50	Classic	33-216	A508-653	A501-991 & C503-767	
						Everest & Everest 29	33-235			
	Orbit					21-003-168	Classic		33-216	A501-693
							Everest & Everest 29		33-235	

AD-Series Cylinder Reference Table									
Function	Design	Cylinder Mechanism	Complete Cylinder	Price Each		Keyway Type	Plug (See CYL-53)	Shell (See CYL-55)	Tailpiece (See CYL-14)
				Open	Restricted				
All Cylindrical Exit (993R, 993S, 993M) with ATH, 8AT design only	All	Standard	23-013	64.00	81.50	Classic	33-137	A508-653	C604-243
						Everest & Everest 29	33-138		
		Everest SL (B/R keyways only)	91-017		81.50	Everest B and Everest 29 R	33-213	A508-660	
		Primus	20-750	141.00		Classic	33-136	A508-655	
						Everest & Everest 29	33-134		
		Primus XP	20-750-XP	141.00		Classic	33-136	A508-655	
						Everest & Everest 29	33-134		
		Everest SL Primus XP (B/R keyways only)	91-715-XP		141.00	Everest B and Everest 29 R	33-214	A508-661	
		Primus UL437	20-550	174.00		Classic	33-154	A508-655	
						Everest & Everest 29	33-221		
		Primus UL437 XP	20-550-XP	174.00		Classic	33-154	A508-655	
						Everest & Everest 29	33-221		
MS, MD	All	Standard	23-118	64.00	81.50	Classic	33-137	A508-653	23538085
						Everest & Everest 29	33-138		
		Everest SL (B/R keyways only)	91-019		81.50	Everest B and Everest 29 R	33-213	A508-660	
		Primus	20-854	141.00		Classic	33-136	A508-655	
						Everest & Everest 29	33-134		
		Primus XP	20-854-XP	141.00		Classic	33-136	A508-655	
						Everest & Everest 29	33-134		
		Everest SL Primus XP (B/R keyways only)	91-721-XP		141.00	Everest B and Everest 29 R	33-214	A508-661	
		Primus UL437	20-554	174.00		Classic	33-154	A508-655	
						Everest & Everest 29	33-221		
		Primus UL437 XP	20-554-XP	174.00		Classic	33-154	A508-655	
						Everest & Everest 29	33-221		
993R 993S 993M	Except ATH, 8AT	Standard	23-118	64.00	81.50	Classic	33-137	A508-653	23538085
						Everest & Everest 29	33-138		
		Everest SL (B/R keyways only)	91-019		81.50	Everest B and Everest 29 R	33-213	A508-660	
		Primus	20-854	141.00		Classic	33-136	A508-655	
						Everest & Everest 29	33-134		
		Primus XP	20-854-XP	141.00		Classic	33-136	A508-655	
						Everest & Everest 29	33-134		
		Everest SL Primus XP (B/R keyways only)	91-721-XP		141.00	Everest B and Everest 29 R	33-214	A508-661	
		Primus UL437	20-554	174.00		Classic	33-154	A508-655	
						Everest & Everest 29	33-221		
		Primus UL437 XP	20-554-XP	174.00		Classic	33-154	A508-655	
						Everest & Everest 29	33-221		

CYLINDERS / KEYS / AUXILIARY

CYL-11

Keys

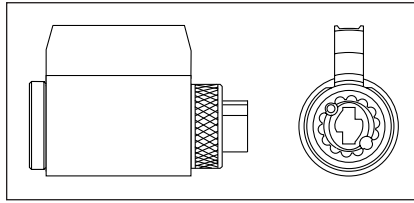
CL-Series

AL-Series Cylinder Reference Table									
Function	Design	Cylinder Mechanism	Complete Cylinder	Price Each		Keyway Type	Plug (See CYL-53)	Shell (See CYL-55)	Tailpiece (See CYL-14)
				Open	Restricted				
Standard Functions	All	Standard	21-020	\$64.00	\$81.50	Classic	33-137	A508-653	A700-031
		Everest SL (B/R keyways only)	91-006			81.50	Everest B & Everest 29 R		
		Primus	20-728	141.00		Classic	33-136	A508-655	
		Primus-XP	20-728-XP			Everest & Everest 29	33-119		
		Everest SL Primus XP (B/R keyways only)	91-706-XP	174.00	141.00	Everest B & Everest 29 R	33-214	A508-661	A700-031
		Primus UL437	20-528			Classic	33-154	A508-655	
		Primus UL437-XP	20-528-XP			Everest & Everest 29	33-221		
AL85 Faculty Restroom		Standard	21-021	95.00	112.50	Classic	33-216	A508-653	A700-023
						Everest & Everest 29	33-235		

D-Series Knob Cylinder Reference Table										
Function	Door Thickness	Cylinder Mechanism	Complete Cylinder	Price Each		Keyway Type	Plug (See CYL-53)	Shell (See CYL-55)	Tailpiece (See CYL-14)	
				Open	Restricted					
Standard Functions	Standard	Standard	23-001	\$64.00	\$81.50	Classic	33-137	A508-653	C603-524	
		Everest SL (B/R keyways only)	91-016			81.50	Everest B & Everest 29 R			33-213
		Primus	20-748	141.00		Classic	33-136	A508-655		
		Primus-XP	20-748-XP			Everest & Everest 29	33-119			
		Everest SL Primus XP (B/R keyways only)	91-714-XP	174.00	141.00	Everest B & Everest 29 R	33-214	A508-661		
		Primus UL437	20-548			Classic	33-154	A508-655		
	Primus XP UL437	20-548-XP	Everest & Everest 29			33-221				
	2" - 2 1/2"		Standard	21-002	64.00	81.50	Classic	33-137	A508-653	A301-337
			Everest SL (B/R keyways only)	91-004			81.50	Everest B & Everest 29 R		
			Primus	20-724	141.00		Classic	33-136	A508-655	
			Primus-XP	20-724-XP			Everest & Everest 29	33-119		
			Everest SL Primus XP (B/R keyways only)	91-704-XP	174.00	141.00	Everest B & Everest 29 R	33-214	A508-661	
Primus UL437			20-524	Classic			33-154	A508-655		
Primus XP UL437	20-524-XP	Everest & Everest 29	33-221							
D85 Faculty Restroom	Standard	Standard	23-003	95.00	112.50	Classic	33-216	A508-653	C604-106 w/ C503-767	
						Everest & Everest 29	33-235			
	2" - 2 1/2"	Standard	23-003-098	95.00	112.50	Classic	33-216			
						Everest & Everest 29	33-235			

D-Series Lever Cylinder Reference Table									
Function	Door Thickness	Cylinder Mechanism	Complete Cylinder	Price Each		Keyway Type	Plug (See CYL-53)	Shell (See CYL-55)	Tailpiece (See CYL-14)
				Open	Restricted				
Standard Functions	Standard	Standard	23-013	\$64.00	\$81.50	Classic	33-137	A508-653	C604-243
						Everest & Everest 29	33-138		
		Everest SL (B/R keyways only)	91-017		81.50	Everest B & Everest 29 R	33-213	A508-660	
		Primus	20-750	141.00		Classic	33-136	A508-655	
		Primus-XP	20-750-XP			Everest & Everest 29	33-119		
		Everest SL Primus XP (B/R keyways only)	91-715-XP		141.00	Everest B & Everest 29 R	33-214	A508-661	
		Primus UL437	20-550	174.00		Classic	33-154	A508-655	
Primus UL437-XP	20-550-XP	Everest & Everest 29	33-221						
D85 Faculty Restroom	Standard	Standard	23-014	95.00	112.50	Classic	33-216	A508-653	C604-348 w/ C503-767
						Everest & Everest 29	33-235		

ND-Series Lever Cylinder Reference Table									
Function	Door Thickness	Cylinder Mechanism	Complete Cylinder	Price Each		Keyway Type	Plug (See CYL-53)	Shell (See CYL-55)	Tailpiece (See CYL-14)
				Open	Restricted				
Standard Functions	Standard	Standard	23-065	\$64.00	\$81.50	Classic	33-137	A508-653	N523-022
						Everest & Everest 29	33-138		
		Everest SL (B/R keyways only)	91-018		81.50	Everest B & Everest 29 R	33-213	A508-660	
		Primus	20-765	141.00		Classic	33-136	A508-655	
		Primus-XP	20-765-XP			Everest & Everest 29	33-119		
		Everest SL Primus XP (B/R keyways only)	91-718-XP		141.00	Everest B & Everest 29 R	33-214	A508-661	
		Primus UL437	20-565	174.00		Classic	33-154	A508-655	
Primus UL437-XP	20-565-XP	Everest & Everest 29	33-221						
ND85 Faculty Restroom	Standard	Standard	23-000	95.00	112.50	Classic	33-216	A508-653	N523-123 w/ C503-767
						Everest & Everest 29	33-235		



S, S200 (Lever Only) Cylinder Reference Table

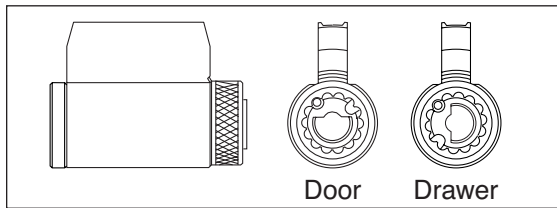
Cylinder Mechanism	Design	Complete Cylinder	Price Each		Keyway Type	Plug (See CYL-53)	Shell (See CYL-55)	Tailpiece (See CYL-14)	Sleeve
			Open	Restricted					
Standard	Keyed Levers	21-059	\$64.00	\$81.50	Classic	33-137	A508-653	S605-231	S605-192
					Everest & Everest 29	33-138			
Everest SL (B/R keyways only)		91-007		81.50	Everest B & Everest 29 R	33-213	A508-660		
Primus		20-752	141.00		Classic	33-136	A508-655		
		Primus-XP			20-752-XP	Everest & Everest 29			
Everest SL Primus XP (B/R keyways only)		91-772-XP		141.00	Everest B & Everest 29 R	33-214	A508-661		
Primus UL437		20-552	174.00		Classic	33-154	A508-655		
		Primus UL437-XP			20-552-XP	Everest & Everest 29			

CYLINDERS / KEYS / AUXILIARY

CYL-14


Keys

CL-Series



CL-Series Cabinet Lock Cylinder Reference Table

Application	Cylinder Mechanism	Complete Cylinder	Price Each		Keyway Type	Plug (See CYL-53)	Shell (See CYL-55)	Actuator (See CYL-15)
			Open	Restricted				
Door	Standard	20-172	\$64.00	\$81.50	Classic	33-137	A508-653	CL10-360
					Everest & Everest 29	33-138		
	Everest SL (B/R keyways only)	91-001		81.50	Everest B & Everest 29 R	33-213	A508-660	
	Primus	20-772	141.00		Classic	33-136	A508-655	
	Primus XP	20-772-XP			Everest & Everest 29	33-119		
	Everest SL Primus XP (B/R keyways only)	91-719-XP		141.00	Everest B & Everest 29 R	33-214	A508-661	
	Primus UL437	20-572	174.00		Classic	33-154	A508-655	
Primus XP UL437	20-572-XP	Everest & Everest 29			33-221			
Drawer	Standard	20-174	64.00	81.50	Classic	33-137	A508-653	
					Everest & Everest 29	33-138		
	Everest SL (B/R keyways only)	91-002		81.50	Everest B & Everest 29 R	33-213	A508-660	
	Primus	20-774	141.00		Classic	33-136	A508-655	
	Primus XP	20-774-XP			Everest & Everest 29	33-119		
	Everest SL Primus XP (B/R keyways only)	91-720-XP		141.00	Everest B & Everest 29 R	33-214	A508-661	
	Primus UL437	20-574	174.00		Classic	33-154	A508-655	
Primus XP UL437	20-574-XP	Everest & Everest 29			33-221			



Portable Security Cylinders

Application	Cylinder Mechanism	Complete Cylinder	Price Each		Keyway Type	Plug (See CYL-53)	Shell (See CYL-55)	Actuator (See CYL-15)
			Open	Restricted				
KS-Series	Standard	47-413	\$64.00	\$81.50	Classic	33-137	A508-653	KZ32DA0
					Everest & Everest 29	33-138		
	Primus®	47-743	141.00		Classic	33-136	A508-655	
	Primus XP	47-743-XP			Everest & Everest 29	33-119		
	Primus UL437	47-542	174.00		Classic	33-154	A508-655	
Primus XP UL437	47-542-XP	Everest & Everest 29			33-221			
KC-Series	Standard	47-414	64.00	81.50	Classic	33-137	A508-653	KZ34DA0
					Everest & Everest 29	33-138		
	Primus	47-744	141.00		Classic	33-136	A508-655	
	Primus XP	47-744-XP			Everest & Everest 29	33-119		
	Primus UL437	47-543	174.00		Classic	33-154	A508-655	
Primus XP UL437	47-543-XP	Everest & Everest 29			33-221			

For pins, springs, etc., see **CYL-50**.

CYLINDERS / KEYS / AUXILIARY
CYL-15
Keys
CL-Series

CYLINDERS / KEYS / AUXILIARY

CYL-16

Keys

CL-Series

Tailpieces and Actuators			
Part Number	Lockset	Description	Price Each
A201-934	A73 Orbit	Classic conventional non modular cylinders	\$9.50
A301-337	A, H	Modular cylinders all keyway families (Classic, Everest, Everest 29 & Primus) <i>A301-337 requires C503-767 driver.</i>	9.50
A301-338	A, H Orbit		9.50
A301-339	A73 Orbit		9.50
A501-693	A85, H185 Orbit	Faculty Restroom function. <i>Requires C503-767 driver.</i>	10.00
A501-991	A85, H185	Faculty Restroom function. <i>Requires C503-767 driver.</i>	
A508-606	A, H	Classic conventional non modular.	3.20
A508-614	Orbit	Classic conventional non modular.	1.90
A700-031	AL	All except hotel function.	1.90
A700-023	AL85	Faculty Restroom function for Modular Cylinder. <i>Requires C503-767 driver.</i>	6.40
C503-524	D	Knobs (Modular, Primus and Everest), Levers (Classic keyways prior to June 2010)	1.90
C604-243	D	Levers (Modular, Primus and Everest), Knobs (Classic keyways prior to June 2010)	1.90
C604-106	D85	Knobs, hotel function. <i>Requires C503-767 driver.</i>	6.40
C604-107	D85	Knobs, hotel function, thick door. <i>Requires C503-767 driver.</i>	11.20
C604-348	D85	Levers, hotel function. <i>Requires C503-767 driver.</i>	6.60
N523-022	ND	Modular cylinders all keyway families (Classic, Everest, Everest 29 & Primus).	1.90
N523-023	ND	Classic Conventional (silver) non modular.	1.90
N523-123	ND85	Faculty Restroom function. <i>Requires C503-767 driver.</i>	6.10
S605-228	S, S200	Classic Conventional non modular.	2.90
S605-231	S, S200	Modular cylinders all keyway families (Classic, Everest, Everest 29 & Primus).	10.00

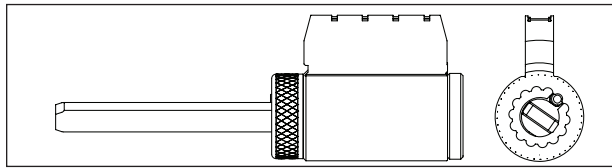
Hotel Function Indicator Pins, Etc.		
Part Number	Description	Price Each
C503-767	Driver for hotel tailpieces	\$2.10
C603-195*	Obstruction pin, Classic	1.60
C604-144	Indicator pin spring, Classic (order in multiples of 100)	0.28
C604-362	Obstruction pin, Everest & Everest 29	1.60
C604-368	Indicator pin, Everest & Everest 29	5.00
C604-369	Indicator pin spring, Everest & Everest 29 (order in multiples of 100)	0.58
C604-371	Indicator pin, Classic (except Reverse sections)	5.30
C604-372	Indicator pin, Classic (Reverse sections)	5.30

*Not compatible with Quad keyway cylinders manufactured before 1999.

AD Series Lock - Tailpieces				
Part Number	Description	Keyway	Lever Style	Price Each
C603-524	All AD Cylindrical Locks - CY	Classic non modular	All	\$1.90
	AD Exit - 993R, 993S, 993M		ATH, 8AT	
C604-243	All AD Cylindrical Locks	Modular Cylinders all keyway families (Classic, Everest, Everest 29 & Primus)	All	1.90
	AD Exit - 993R, 993S, 993M		ATH, 8AT	
23538077	All AD Mortise locks - MS, MD	Classic non modular	All	1.90
	AD Exit - 993R, 993S, 993M		Except ATH, 8AT	
23538085	All AD Mortise locks - MS, MD	Modular Cylinders all keyway families (Classic, Everest, Everest 29 & Primus)	All	1.90
	AD Exit - 993R, 993S, 993M		Except ATH, 8AT	

For pins, springs, etc.,
see **CYL-50**.

Miscellaneous Parts		
Part Number	Description	Price Each
CL10-301	CL-Series cylinder retaining screw	\$0.46
CL10-360	CL-Series driver	2.70
CL10-361	CL-Series actuator, 7/8" to 1 1/8" door or drawer	2.70
CL10-362	CL-Series actuator, 1 3/8" door or drawer	2.70
F605-038	F Series plug retainer (order in multiples of 100)	0.20
KZ32BBO	KS Padlocks-Series cylinder housing screw (order in multiples of 30)	1.20
KZ32DAO	KS Padlocks-Series cylinder driver (order in multiples of 30)	2.50
KZ33DCO	KC Cable-Series driver mounting screw (order in multiples of 30)	1.50
KZ34CAO	KC Cable-Series cylinder cap (order in multiples of 30)	2.20
KZ34EDO	KC Cable-Series cylinder cap pin (order in multiples of 30)	0.80
KZ34DAO	KC Cable-Series driver (order in multiples of 30)	2.70
KZ38BA1**	KS Padlocks 20, 40, 70, 80, 90 and KC-Series cylinder housing (order in multiples of 20)	8.80
KZ38BA2**	KS Padlock 10 and KC-Series cylinder housing (order in multiples of 20)	8.80
S605-192	S, S200 sleeve	2.00
S605-228	S, S200 driver	2.90
XA10-594*	Spacer for 5-pin cylinder in 6-pin A or H-Series knob	11.00
* Extended factory lead time.		
** KC-Series Cables accept both the KZ38BA1 and the KZ38BA2 cylinder housings.		



CYLINDERS / KEYS / AUXILIARY

CYL-18

Keys

CL-Series

B500 Series Cylinders - Single Cylinder Deadbolts

Part Number	Description	Door Thickness	Price Each	
			Open	Restricted
22-003	Standard	1 3/8" - 1 3/4"	\$64.00	\$81.50
91-009	Everest SL (R/B Keyways only)	1 3/8" - 1 3/4"		81.50
22-004	Standard	1 3/4" - 2 1/4"	64.00	81.50
91-010	Everest SL (R/B Keyways only)	1 3/4" - 2 1/4"		81.50
20-188	Primus	1 3/8" - 1 7/8"	141.00	
20-188-XP	Primus XP	1 3/8" - 1 7/8"		141.00
91-702-XP	Everest SL Primus XP (R/B Keyways only)	1 3/8" - 1 7/8"		141.00
20-189	Primus	1 7/8" - 2 1/4"	141.00	
20-189-XP	Primus XP	1 7/8" - 2 1/4"		141.00
91-703-XP	Everest SL Primus XP (R/B Keyways only)	1 7/8" - 2 1/4"		141.00
20-190	Primus UL	1 3/8" - 1 7/8"	174.00	
20-190-XP	Primus XP UL	1 3/8" - 1 7/8"		174.00
20-191	Primus UL	1 7/8" - 2 1/4"	174.00	
20-191-XP	Primus XP UL	1 7/8" - 2 1/4"		174.00

B500 Series Cylinders - Double Cylinder Deadbolts*

Part Number	Description	Door Thickness	Price Each	
			Open	Restricted
22-645	Standard	1 3/8" - 1 3/4"	\$64.00	\$81.50
91-014	Everest SL (R/B Keyways only)	1 3/8" - 1 3/4"		81.50
22-646	Standard	1 3/4" - 2 1/4"	64.00	81.50
91-015	Everest SL (R/B Keyways only)	1 3/4" - 2 1/4"		81.50
20-745	Primus	1 3/8" - 1 7/8"	141.00	
20-745-XP	Primus XP	1 3/8" - 1 7/8"		141.00
91-712-XP	Everest SL Primus XP (R/B Keyways only)	1 3/8" - 1 7/8"		141.00
20-746	Primus	1 7/8" - 2 1/4"	141.00	
20-746-XP	Primus XP	1 7/8" - 2 1/4"		141.00
91-713-XP	Everest SL Primus XP (R/B Keyways only)	1 7/8" - 2 1/4"		141.00
20-545	Primus UL	1 3/8" - 1 7/8"	174.00	
20-545-XP	Primus XP UL	1 3/8" - 1 7/8"		174.00
20-546	Primus UL	1 7/8" - 2 1/4"	174.00	
20-546-XP	Primus XP UL	1 7/8" - 2 1/4"		174.00

* Part numbers for double sided cylinders represent one cylinder only.

B500 Series Cylinders - B561 One-Way Deadbolt

Part Number	Description	Door Thickness	Price Each	
			Open	Restricted
22-069	Standard	1 3/8" - 2 1/4"	\$64.00	\$81.50
91-011	Everest SL (R/B Keyways only)	1 3/8" - 2 1/4"		81.50
20-071	Primus	1 3/8" - 2 1/4"	174.00	
20-071-XP	Primus XP	1 3/8" - 2 1/4"		174.00
91-701-XP	Everest SL Primus XP (R/B Keyways only)	1 3/8" - 2 1/4"		174.00
20-072	Primus UL	1 3/8" - 2 1/4"	174.00	
20-072-XP	Primus XP UL	1 3/8" - 2 1/4"		174.00

B500 Series Cylinder Parts

Cylinder Mechanism	Complete Cylinder	Keyway Type	Plug	Shell
Standard	See single & double cylinder part numbers listed above	Classic	33-137	A508-653
		Everest & Everest 29	33-138	
Everest SL (B/R keyways only)		Everest 29 (R/B Keyways only)	33-213	A508-660
Primus/Primus XP		Classic	33-136	A508-655
		Everest & Everest 29	33-119	
Everest SL Primus XP (B/R keyways only)		Everest 29 (R/B Keyways only)	33-214	A508-661
Primus UL/Primus XP UL		Classic	33-154	A508-655
		Everest & Everest 29	33-221	

Tailpieces			
Part Number	Description	Door Thickness	Price Each
Single Cylinder, B560P, B563P	B520-651	1 3/8" - 1 3/4"	\$2.70
	B520-652	<1 3/4" - 2 1/4"	
Single Cylinder, B560GD, B560BD, B563GD, B563BD	B202-957	1 3/8" - 2 1/4"	
Single Cylinder, B560R, B563R	B600-041	1 3/8" - 2 1/4"	
Single Cylinder, B561	B520-667	1 3/8" - 2 1/4"	
Double Cylinder, B562P (Classic Non-Modular)	B600-045*	1 3/8" - 1 3/4"	
	B600-046*	<1 3/4" - 2 1/4"	
Double Cylinder, B562P (Everest/Primus, Classic Modular)	B600-085*	1 3/8" - 1 3/4"	
	B600-086*	<1 3/4" - 2 1/4"	
Double Cylinder, B562GD, B562BD	B202-580*	1 3/8" - 2"	
Double Cylinder, B562R	B600-040*	1 3/8" - 2 1/4"	
Keyless B580, B581	B600-041	1 3/8" - 2 1/4"	
Keyless B571	B520-653	1 3/8" - 2 1/4"	

* Order two of each for double cylinder deadbolts.

Miscellaneous Parts		
Part Number	Description	Price Each
36-086*	Collar (Trim ring)	\$9.60
B600-071	Washer	0.82
B300-108	Cylinder Retaining Screw	1.40
B520-541	Security insert for collar	11.20
B302-043*	Housing, outside cylinder, conventional	33.00
B520-648	Housing, inside cylinder, conventional	33.00
B600-092*	Inside snap-on faceplate only, for all non-IC double cylinder deadlocks	2.80

* Specify finish: 605, 606, 609, 612, 613, 619, 625, 626, and 643e.

B500 Series IC Housings				
Cylinder Type	Housing	Part Number*	Door Thickness	Price Each
Single Cylinder, Small Format Interchangeable Core	Outside	B610-204	1 3/8" - 2 1/4"	\$57.40
Single Cylinder, Full Size Interchangeable Core	Outside	B610-203	1 3/8" - 2 1/4"	61.80
Double Cylinder, Small Format Interchangeable Core	Outside	B610-204	1 3/8" - 2 1/4"	57.40
	Inside	B610-281**	1 3/8" - 2 1/4"	57.40
Double Cylinder, Full Size Interchangeable Core	Outside	B610-205	1 3/8" - 2 1/4"	61.80
	Inside	B610-028**	1 3/8" - 2 1/4"	59.10

* Specify finish: 605, 606, 609, 612, 613, 619, 625, 626, and 643e.
 ** Inside housing does not include snap-on faceplate.

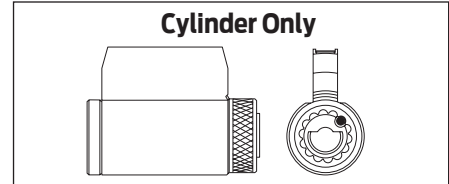
Miscellaneous Parts for B500 Series IC Cylinders		
Part Number	Description	Price Each
B600-029	Driver, B560/562J	\$5.30
B610-032	Cotter pin for tailpiece, B560/562J (1 = pack of 50)	45.30
B600-106	Driver, SFIC	16.90
B600-107	Throw member, SFIC	3.10
B600-108	Waldes retaining ring, B560/562BD (multiples of 100)	0.36
B610-014*	Inside snap-on faceplate for SFIC double cylinder deadlocks	9.50
B610-031*	Inside snap-on faceplate for full size IC double cylinder deadlocks	10.10
B610-040	Tailpiece and cotter pin, B562J	14.70
B610-041	Tailpiece and cotter pin, B560J	14.40

* Specify finish: 605, 606, 609, 612, 613, 619, 625, 626, and 643e.

Cylinders Only, B250, H, and S200-Series (S200 ordered before Feb, 2008)

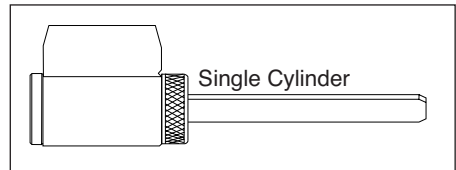
Description	Part Number	Price Each	
		Open	Restricted
5-Pin C, CE, E, F only	22-001	\$64.00	\$81.50
6-Pin Standard	22-002		
Primus	20-729*	141.00	
Primus XP	20-729-XP		
Primus UL 437	20-529*	174.00	
Primus XP UL437	20-529-XP*		

* Must be used in locks with universal housings (B202-824 or B202-825).



Cylinders Only S200 ordered after Feb, 2008

Description	Part Number	Price Each	
		Open	Restricted
6-Pin Standard	22-081	\$64.00	\$81.50
Primus	24-769	141.00	
Primus XP	24-769-XP		
Primus UL 437	24-569	174.00	
Primus XP UL437	24-569-XP		

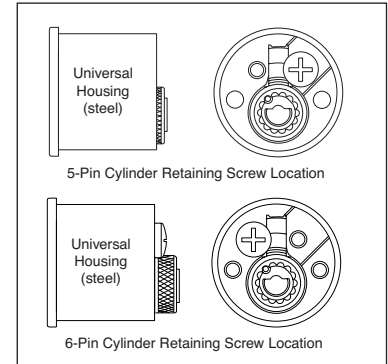


Cylinders CS200-Series

Description	Part Number	Price Each	
		Open	Restricted
6-Pin Standard	22-093	\$64.00	\$81.50

Housings With and Without Cylinders (S200 ordered before Feb, 2008)

Series	Housing	Description	Outside	Inside	Price Each	
					Open	Restricted
B250, B400, E/B (Primus only), H (except H160), S200	Universal (steel)	5-Pin C, CE, E, F	22-017	22-018	\$95.00	
		6-Pin Standard	22-019	22-020	95.00	
		Primus	20-730	20-731	173.00	
		Primus XP	20-730-XP	20-731-XP	173.00	
		Primus UL437	20-530	20-531	205.00	
		Primus UL437 XP	20-530-XP	20-531-XP	205.00	
		Housing only	B202-824	B202-825	28.30	

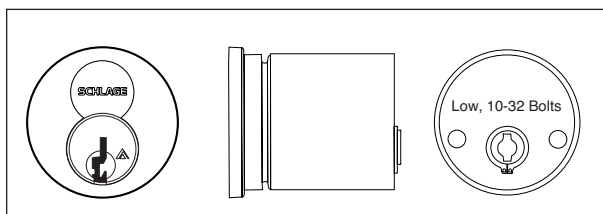


Cylinders & Housings, S200-Series (For Locks after Feb 26, 2008)

Description	Part Number	Price Each	
		Open	Restricted
6-Pin Standard	22-082	\$95.00	
Primus	24-770	173.00	
Primus XP	24-770-XP	173.00	
Primus UL437	24-570	205.00	
Primus XP UL437	24-570-XP	205.00	
Housing only	B202-824	28.30	

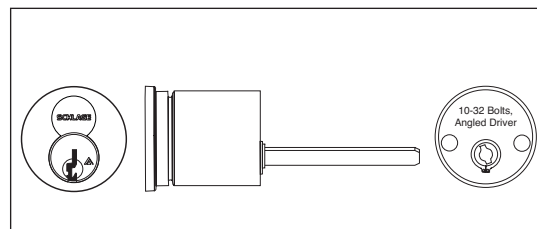
Cylinder Retaining Screw

Description	Part Number	Price Each
B520-298	Retaining screw for all models above	\$0.78



B250, H and S200-Series Interchangeable Core Cylinders				
Series	Core Mechanism	Side	Part Number	Price Each
B250, H, S200	Housing Less Core	Outside	22-061	\$69.00
		Inside	22-062	
<i>Finishes: 605, 606, 609, 612, 613, 625 and 626 for housings; 606 and 626 for cores and cylinders only.</i>				

Cylinders S200-Series (For Locks after Feb 26, 2008)		
Description	Part Number	Price Each
Housing Less Core	S306-135	\$72.10
<i>Finishes: 605, 606, 609, 612, 613, 625 and 626 for housings; 606 and 626 for cores and cylinders only.</i>		



Miscellaneous Parts for B250 Series IC Cylinders		
Part Number	Description	Price Each
36-086*	Collar (Trim ring)	\$9.60
B520-235	Driver	5.30
B520-240	Waldes retainer (order in multiples of 100)	0.56
B520-541	Security insert for collar	11.20
<i>* Specify finish: 605, 609, 612, 613, 625, 626.</i>		

Miscellaneous S200-Series (For Locks after Feb 26, 2008)		
Part Number	Description	Price Each
36-086*	Collar (Trim ring)	\$9.60
B520-541	Security insert for collar	11.20
B600-029	Driver	5.30
B600-032	Cotter Pin (order in multiples of 100)	0.54
B600-041	Tailpiece (IC)	2.70
B520-685	Tailpiece	2.70
B600-071	Washer	0.82

For cores,
see **CYL-42**

CYLINDERS / KEYS / AUXILIARY

CYL-22

Keys

CL-Series

Collars (Trim Rings and Security Inserts), B250, H, and S200-Series			
Part Number	Specify Finish	Description	Price Each
02-037	·	MD160 Series decorative cylinder rose, specify design	\$10.50
36-066	·	Trim ring, 1/8"	9.10
36-067	·	Trim ring, 7/16"	12.80
36-068		Security insert, 1/8"	5.70
36-069		Security insert, 7/16"	10.90
36-070		Security insert pack, 36-068 1/8" and 36-069 7/16"	16.80
36-071	·	Trim ring and security insert pack, 36-066 and 36-068 1/8"	14.60
36-072	·	Trim ring and security insert pack, 36-067 and 36-069 7/16"	23.40
B520-541		Security insert, 1" for interchangeable core	11.20
36-085	·	Trim ring and security insert pack, B520-541 and 36-086 1"	27.10
36-086	·	Trim ring, 1"	9.60

Lazy Tailpieces, B250, H, and S200-Series					
Part Number	Description	Price Each	Part Number	Description	Price Each
B202-269	Double cylinder 0.810"	2.40	B220-036	Double cylinder 1.375"	\$7.20
B202-369	Double cylinder 0.685"	2.40	B502-999	S200 2.500"	3.70
B202-370	Double cylinder 0.550"	2.40	B520-236	Double cylinder 1.325"	5.30
B202-453	Double cylinder 0.622"	8.30	B520-237	Double cylinder 1.100"	5.30
B202-557	Single cylinder 1.850"	2.40	B520-242	Single cylinder 2.200"	12.20
B202-558	Single cylinder 2.000"	2.40	B520-243	Single cylinder 2.600"	12.20
B202-580	Double cylinder 0.450"	2.70	B590-443	Single cylinder 1.470"	2.80
B202-957	Single cylinder 1.410"	2.70	E205-204	Single cylinder 3" breakoff	8.70
B220-032	Double cylinder 1.031"	2.70			

Drivers for Lazy Tailpieces		
Part Number	Description	Price Each
B520-375	Classic Non Modular	\$2.80
B502-949	Modular Cylinder All Keyway Families (Classic, Everest, Everest 29 & Primus)	1.60

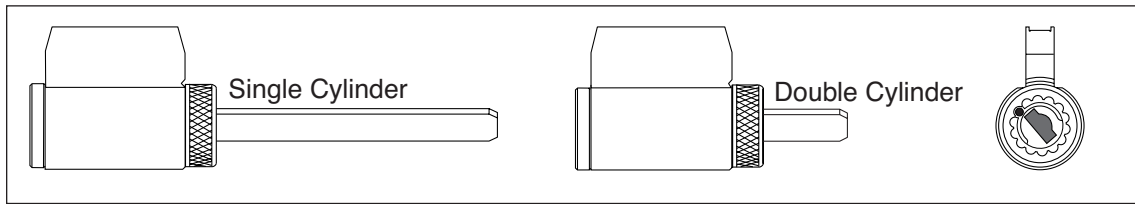
Tailpieces and Collars Application Chart, B250, H, and S200-Series (Continued)					
Model/Function	Cylinder	Door Thickness	Tailpiece (See CYL-20)	Collar(s) (See CYL-20)	
B250	5-Pin	1 5/16" – 1 5/8"	B202-558	7/16" + 1/8"	
		1 11/16" – 2 1/4"	B202-558	7/16"	
		over 2 1/4" – 2 9/16"	B202-558	1/8"	
	6-Pin	1 5/16" – 1 3/8"	B202-558	Two 1/8" & One 7/16"	
		1 7/16" – 1 15/16"	B202-558	7/16" + 1/8"	
		2" – 2 3/8"	B202-558	7/16"	
		over 2 3/8" – 2 9/16"	E205-204	7/16"	
		2 5/8" – 2 3/4"	B202-558	1/8"	
	IC	1 5/16" – 1 1/2"	B520-242	1" + 1/8"	
		over 1 1/2" – 2 1/8"	B520-242	1"	
		over 2 1/8" – 2 3/8"	B520-243		
		over 2 3/8" – 2 5/8"	B520-243	7/16" + 1/8"	
		over 2 5/8" – 3 1/8"	B520-242	7/16"	
	B252	5-Pin	1 5/16" – 1 3/8"	B202-370	7/16" + 1/8"
			1 1/2" – 1 5/8"	B202-269	
1 11/16" – 1 15/16"			B202-580	7/16"	
2" – 2 3/8"				B202-269	
2 7/16" – 2 11/16"			B202-453	1/8"	
2 3/4" – 2 7/8"			B202-269		
6-Pin		1 3/16" – 1 3/8"	B202-269	Two 1/8"	
		1 7/16" – 1 1/2"	B202-370	7/16" + 1/8"	
		1 9/16" – 1 15/16"	B202-369		
		2" – 2 3/16"	B202-370	7/16"	
		2 1/4" – 2 11/16"	B202-269		
		2 3/4" – 2 13/16"	B202-370	1/8"	
		2 7/8" – 3 1/8"	B202-369		
IC		1 5/16" – 1 5/8"	B520-237	1" + 1/8"	
		over 1 5/8" – 1 7/8"	B520-237	1"	
		over 1 7/8" – 2 1/8"	B520-236	1"	
		over 2 1/8" – 2 3/8"	B520-236	7/16" + 1/8"	
over 2 5/8" – 3 1/8"		B520-236	7/16"		
H except discontinued H160		5-Pin	1 3/8"	B202-558	7/16" + 1/8"
			1 3/4"		7/16"
	6-Pin	1 3/8"	7/16" + two 1/8"		
		1 3/4"	7/16" + 1/8"		
	IC	1 3/8"	B520-242		1" + 1/8"
		1 3/4"			1"
S200 (for locks ordered before February 2008)	6-Pin	1 3/8" – 1 5/8"	B502-999	1" + 1/8"	
		1 5/8" – 2"		1"	
	IC	1 3/8" – 1 5/8"	B520-242	1" + 1/8"	
		1 5/8" – 2"	B520-243	1"	

CYLINDERS / KEYS / AUXILIARY

CYL-23

Keys

CL-Series



B600/700/800-Series Cylinder Reference Table

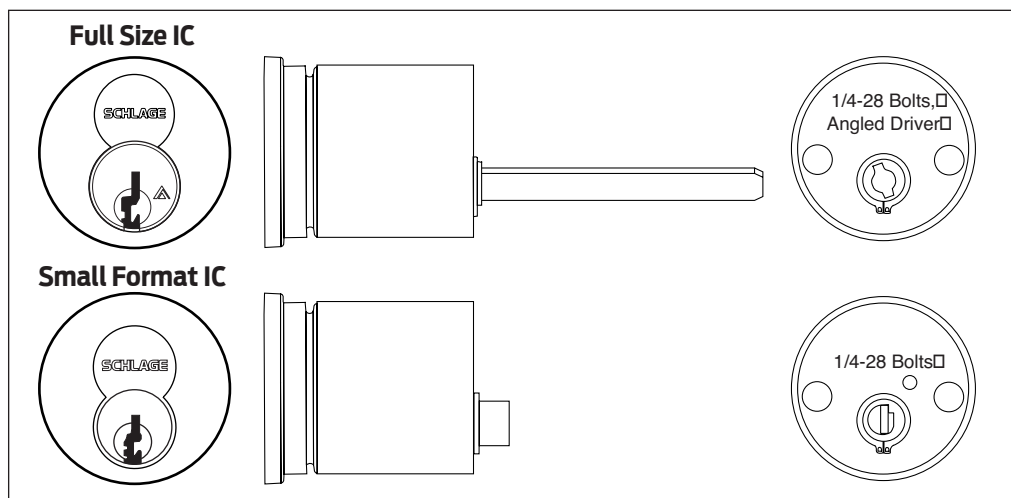
Cylinder Mechanism	Function	Door Thickness	Cylinder Less Housing	Price Each		Keyway Type	Plug (See CYL-53)	Shell (See CYL-55)	Tailpiece (See CYL-26)
				Open	Restricted				
B600-Series Standard	B660, B663	1 3/8" - 2 1/2"	22-644	\$64.00		Classic	33-167	A508-653	B610-084
Everest SL (B/R keyways only)			91-032			Everest & Everest 29	33-186		
B600-Series Standard	B661, B664	1 3/8" - 2"	22-642	64.00		Classic	33-167	A508-653	B610-082
Everest SL (B/R keyways only)			91-030			Everest & Everest 29	33-186		
B600-Series Standard	B662	2" - 2 1/2"	22-643	64.00		Classic	33-167	A508-653	B610-083
Everest SL (B/R keyways only)			91-031			Everest & Everest 29	33-186		
B600-Series Standard	B662	1 3/8" - 2"	22-085	64.00		Classic	33-167	A508-653	B610-085
Everest SL (B/R keyways only)			91-028			Everest & Everest 29	33-186		
B600-Series Standard	B662	2" - 2 1/2"	22-086	64.00		Classic	33-167	A508-653	B610-086
Everest SL (B/R keyways only)			91-029			Everest & Everest 29	33-186		
B700 -Series Primus	B760, B763	1 3/8" - 2 1/2"	20-744	141.00		Classic	33-136	A508-655	B610-084
						Everest & Everest 29	33-119		
	B761, B764	1 3/8" - 2"	20-742			Classic	33-136		B610-082
						Everest & Everest 29	33-119		
	B762	2" - 2 1/2"	20-743			Classic	33-136		B610-083
						Everest & Everest 29	33-119		
B762	1 3/8" - 2"	20-745	Classic	33-136	B610-085				
			Everest & Everest 29	33-119					
B762	2" - 2 1/2"	20-746	Classic	33-136	B610-086				
			Everest & Everest 29	33-119					
B700 -Series Primus-XP	B760-XP, B763-XP	1 3/8" - 2 1/2"	20-744-XP	141.00		Classic	33-136	A508-655	B610-084
Everest SL Primus XP (B/R keyways only)			91-711-XP			Everest & Everest 29	33-119		
B700 -Series Primus-XP	B761-XP, B764-XP	1 3/8" - 2"	20-742-XP	141.00		Classic	33-136	A508-655	B610-082
Everest SL Primus XP (B/R keyways only)			91-709-XP			Everest & Everest 29	33-119		
B700 -Series Primus-XP	B761-XP, B764-XP	2" - 2 1/2"	20-743-XP	141.00		Classic	33-136	A508-655	B610-083
Everest SL Primus XP (B/R keyways only)			91-710-XP			Everest & Everest 29	33-119		
B700 -Series Primus-XP	B762-XP	1 3/8" - 2"	20-745-XP	141.00		Classic	33-136	A508-655	B610-085
Everest SL Primus XP (B/R keyways only)			91-712-XP			Everest & Everest 29	33-119		
B700 -Series Primus-XP	B762-XP	2" - 2 1/2"	20-746-XP	141.00		Classic	33-136	A508-655	B610-086
Everest SL Primus XP (B/R keyways only)			91-713-XP			Everest & Everest 29	33-119		
Everest SL Primus XP (B/R keyways only)				141.00		Everest B & Everest 29 R	33-214	A508-661	

B600/700/800-Series Cylinder Reference Table (continued)													
Cylinder Mechanism	Function	Door Thickness	Cylinder Less Housing	Price Each		Keyway Type	Plug (See CYL-53)	Shell (See CYL-55)	Tailpiece (See CYL-26)				
				Open	Restricted								
B800-Series Primus UL437	B860, B863	1 3/8" – 2 1/2"	20-544	\$174.00		Classic	33-154	A508-655	B610-084				
						Everest & Everest 29	33-221						
	B861, B864	1 3/8" – 2"	20-542			Classic	33-154		B610-082				
						Everest & Everest 29	33-221						
		2" – 2 1/2"	20-543			Classic	33-154			B610-083			
						Everest & Everest 29	33-221						
	B862	1 3/8" – 2"	20-545			Classic	33-154		B610-085				
						Everest & Everest 29	33-221						
		2" – 2 1/2"	20-546			Classic	33-154			B610-086			
						Everest & Everest 29	33-221						
	B800-Series Primus-XP UL437	B860-XP, B863-XP	1 3/8" – 2 1/2"			20-544-XP	\$174.00			Classic	33-154	A508-655	B610-084
										Everest & Everest 29	33-221		
B861-XP, B864-XP		1 3/8" – 2"	20-542-XP	Classic	33-154	B610-082							
				Everest & Everest 29	33-221								
		2" – 2 1/2"	20-543-XP	Classic	33-154			B610-083					
				Everest & Everest 29	33-221								
B862-XP		1 3/8" – 2"	20-545-XP	Classic	33-154	B610-085							
				Everest & Everest 29	33-221								
		2" – 2 1/2"	20-546-XP	Classic	33-154			B610-086					
				Everest & Everest 29	33-221								

Miscellaneous Parts, B600/700/800-Series		
Part Number	Description	Price Each
B520-298	Cylinder retaining screw	\$0.78
B600-070*	7/8" Collar (trim ring) for 1 5/8" – 2 1/2" door (standard)	62.30
B600-089*	1 1/8" Collar (trim ring) for 1 3/8" – 1 5/8" door	66.10
B600-090	Inside housing only (for B662, B762 & B862)	32.50
B600-092*	Inside snap-on face plate	2.80
B610-024*	Dummy cylinder faceplate and outside housing	51.40
B610-025*	Housing, outside	32.50
B610-071	Washer	0.82
C603-098	Security disc (Order in multiples of 100)	0.38

* Specify finish: 605, 609, 612, 613, 625 and 626.

Tailpiece and Retainer Packs, B600/700/800-Series		
Part Number	Description	Price Each
B610-041	B680 (non-keyed)	\$14.40
B610-042	B661, B664 Classic Conventional Non Modular	7.40
B610-043	B661, B664 Classic Conventional thick door Non Modular	7.40
B610-044	B660, B663 Classic Conventional Non Modular	7.40
B610-045	B662 Classic Conventional Non Modular	9.90
B610-046	B662 Classic Conventional thick door Non Modular	9.90
B610-082	B661, B664 Classic Conventional Modular	7.00
B610-083	B661, B664 Classic Conventional thick door Modular	8.40
B610-084	B660, B663 Classic Conventional Modular	13.60
B610-085	B662 Classic Conventional Modular	13.60
B610-086	B662 Classic Conventional thick door Modular	13.60



B600/700-Series IC Housings Less Core			
Cylinder Type	Housing	Part Number*	Price Each
Full Size Interchangeable Core	Outside B660, B661, B663	B610-203†	\$61.80
	Outside B662	B610-205 †	
	Inside	B610-028	59.10
Small Format Interchangeable Core	Outside	B610-204†	57.40
	Inside	B610-281	

* Specify finish: 605, 609, 612, 613, 625, 626.
† For deadbolts purchased before 10/01/2012, also requires firecups B520-657.

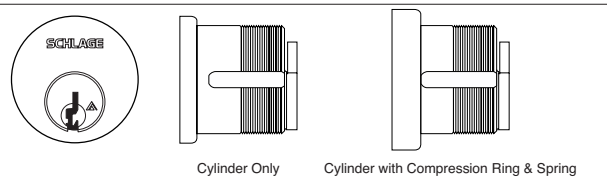
Miscellaneous Parts for B600/700-Series IC Cylinders		
Part Number	Description	Price Each
B202-370	Tailpiece, B662BD	\$2.40
B202-453	Tailpiece, B662BD thick door	8.30
B202-557	Tailpiece, B660BD	2.40
B220-032	Tailpiece, B661BD	2.70
B600-089*	1 1/8" Collar, B600 all IC models	66.10
B520-240	Waldes retaining ring B662J (order in multiples of 100)	0.56
B600-029	Driver, B660/662J/663J	5.30
B610-032	Cotter pin for tailpiece, B660/662J/663J (1 = pack of 50)	45.30
B600-106	Driver, SFIC	16.90
B600-107	Throw member for SFIC models	3.10
B600-108	Waldes retaining ring B660/662BD (order in multiples of 100)	0.36
B610-014*	Inside snap-on faceplate for SFIC double cylinder deadlocks	9.50
B610-031*	Inside snap-on faceplate for full size IC double cylinder deadlocks	10.10
B610-040	Tailpiece and cotter pin, B662J	14.70
B610-041	Tailpiece and cotter pin, B660J, B661J, B663J	14.40

* Specify finish: 605, 609, 612, 613, 625, 626.

For pins, springs, etc., see **CYL-50**.

CYLINDERS / KEYS / AUXILIARY
CYL-27
Keys
CL-Series

Prices apply to 1 1/8" - 1 3/8", additional charges
for cylinders 1 1/2" or greater.



CYLINDERS / KEYS / AUXILIARY


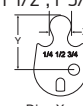


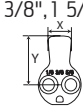
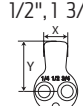


CYL-28

Keys

CL-Series

Mortise Cylinders

Schlage L-Series (except L9060 outside)

Cam	Description	Cylinder Mechanism	Complete Cylinder	Finishes Available: 605, 606, 609, 612, 613, 619, 622, 625, 626, 629, 630, 643e			
				Price Each			
				Open	Restricted		
L583-474 For cyl. length 1 1/8", 1 3/8", 1 5/8"  Dim. X = .261 Y = .644	Cylinder Only: L & N Escutcheons	Standard	30-021	\$74.00	\$91.50		
		Primus Controlled Access	20-793		154.00		
		Primus XP Controlled Access	20-793-XP		154.00		
		Primus UL437	20-593		187.00		
		Primus XP UL437	20-593-XP		187.00		
		Hotel Function (Standard)	30-022	118.00	135.50		
		Standard	30-001	85.00	102.50		
		Primus Controlled Access	20-787		164.00		
		Primus XP Controlled Access	20-787-XP		164.00		
		L583-475 For cyl. length 1 1/4", 1 1/2", 1 3/4"  Dim. X = .261 Y = .644	Cylinder With Compression Ring & Spring: Rose Trim	Primus UL437	20-587		196.00
Primus XP UL437	20-587-XP				196.00		
Primus Lockout	20-717				221.00		
Primus XP Lockout	20-717-XP				221.00		
Primus UL437 Lockout	20-517				238.00		
Primus XP UL437 Lockout	20-517-XP				238.00		
Hotel Function (Standard)	30-002			123.00	140.50		
L583-800 For cylinder length 1- 1/8" 	For modular SL cylinders introduced May 2016			Everest SL (B/R keyways only)	91-062		104.00
				L583-801 For cylinder length 1-1/4" 	Cylinder With Compression Ring and Spring: Rose Trim	Everest SL Primus XP (B/R keyways only)	91-757-XP
Schlage L9060 Outside and Other Straight Cam Applications							
L583-476 For cyl. length 1 1/8", 1 3/8", 1 5/8"  DIM X = 0.35" DIM Y = 0.72"	Cylinder with compression spring: L & N Escutcheons	Standard	26-021	\$74.00	\$91.50		
		Primus Controlled Access	20-701		154.00		
		Primus XP Controlled Access	20-701-XP		154.00		
		Primus UL437	20-501		187.00		
		Primus XP UL437	20-501-XP		187.00		
		Standard	20-001	85.00	102.50		
		Primus Controlled Access	20-700		164.00		
		Primus XP Controlled Access	20-700-XP		164.00		
		Primus UL437	20-500		196.00		
		Primus XP UL437	20-500-XP		196.00		
L583-477 For cyl. length 1 1/4", 1 1/2", 1 3/4"  DIM X = 0.35" DIM Y = 0.72"	Cylinder With Compression Ring & Spring: Rose Trim	Primus Lockout	20-715		221.00		
		Primus XP Lockout	20-715-XP		221.00		
		Primus UL437 Lockout	20-515		238.00		
		Primus XP UL437 Lockout	20-515-XP		238.00		
		Cylinder with Comp. Ring & 1/8" Blocking Ring: Adams Rite 2331	Standard <i>(available in 1-1/8" only)</i>	20-002	95.00	112.50	
		L583-802 For cylinder length 1- 1/8" 	For modular SL cylinders introduced May 2016	Everest SL (B/R keyways only)	91-051		103.00
				L583-803 For cylinder length 1-1/4" 	Cylinder With Compression Ring and Spring: Rose Trim	Everest SL Primus XP (B/R keyways only)	91-751-XP
		Note: For inverted cams for dogging cylinders, add XQ11-949 Also for Schlage K-Series (discontinued), Falcon® non-deadbolt functions, Adams Rite® 2331 deadlocks, Baldwin® mortise locks, Corbin Russwin® ML2242 inside and ML2255.					

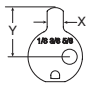
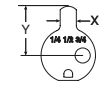
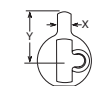
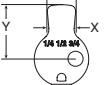
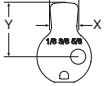
Prices apply to 1 1/8" - 1 3/8", additional charges for cylinders 1 1/2" or greater.

CYLINDERS / KEYS / AUXILIARY

CYL-29

Keys

CL-Series

Cam	Description	Cylinder Mechanism	Complete Cylinder	Price Each	
				Open	Restricted
Adams Rite MS, 4500 and 4700 Series; Lori 4500 and Corbin Russwin DL3000 Series					
<p>L583-446 For cyl. length 1 1/8", 1 3/8", 1 5/8"</p>  <p>Dim. X = .19 Y = .57</p> <p>L583-447 For cyl. length 1 1/4", 1 1/2", 1 3/4"</p>  <p>Dim. X = .19 Y = .57</p> <p>B502-944</p>  <p>Dim. X = .187 Y = .562</p> <p>Cylinders with these cams include set screw pack B220-050 for Adams Rite locks.</p>	Cylinder	Standard	26-072	\$74.00	\$91.50
	Cylinder With 3/8" Blocking Ring	Standard	20-013	85.00	102.50
		Primus Controlled Access	20-706	163.00	
		Primus XP Controlled Access	20-706-XP	163.00	
		Primus UL437	20-506	195.00	
		Primus XP UL437	20-506-XP	195.00	
	Cylinder With Compression Ring and Spring	Primus Lockout	20-718	220.00	
		Primus XP Lockout	20-718-XP	220.00	
		Primus UL437 Lockout	20-518	237.00	
		Primus XP UL437 Lockout	20-518-XP	237.00	
Adams Rite 4070 Series					
<p>B520-743 For cyl. length 1 1/8", 1 3/8", 1 5/8"</p>  <p>Dim. X = .33 Y = .63</p> <p>B520-744 For cyl. length 1 1/4", 1 1/2", 1 3/4"</p>  <p>Dim. X = .33 Y = .63</p>	Cylinder with compression spring	Standard	26-073	\$74.00	\$91.50
		Primus Controlled Access	20-708	153.00	
		Primus XP Controlled Access	20-708-XP	153.00	
		Primus UL437	20-508	195.00	
		Primus XP UL437	20-508-XP	195.00	
Notes:	<p>Prices apply to 1 1/8", 1 1/4" and 1 3/8". For 1 1/2", 1 5/8" and 1 3/4" add \$45.00. See Special Cylinders for 2" - 5" long cylinders.</p> <p>1 1/8" (Dim = 118) cylinders are furnished unless otherwise specified. Cylinder lengths depend on function, trim and door thickness. See page CYL-36 for required dimension.</p> <p>Primus Lockout cylinders do not use the modular design see the cams for non-modular table on page 313 for the required cams</p> <p>SL Cylinders available in 1 1/8" and 1 1/4" lengths only</p>				

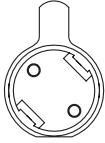

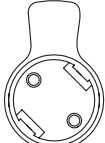

For keying in the field, order 10-piece Bulk Pack Cylinders.
Cylinders are sub-assembled to save time!
See CYL-5

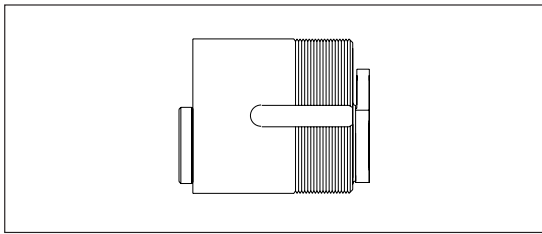
CYLINDERS / KEYS / AUXILIARY

CYL-30

Keys

CL-Series

Adams Rite MS, 4500 and 4700 Series; Lori 4500 and Corbin Russwin DL3000 Series				
Cam	Description	Cylinder Mechanism	Complete Cylinder	Price Each
				Restricted
L583-773 For cylinder length 1-1/8" 	For modular SL cylinders introduced May 2016	Everest SL (B/R keyways only)	91-060	\$103.00
L583-774 For cylinder length 1-1/4" 		Cylinder with 3/8" Blocking Ring	Everest SL Primus XP (B/R keyways only)	91-758-XP
Adams Rite 4070 Series Modular Cams				
B520-788 For cylinder length 1-1/8" 	For modular SL cylinders introduced May 2016	Everest SL (B/R keyways only)	91-061	\$103.00
B520-789 For cylinder length 1-1/4" 		Cylinder Only	Everest SL Primus XP (B/R keyways only)	91-759-XP



CYLINDERS / KEYS / AUXILIARY

CYL-31

Keys

CL-Series

Concealed Shell Mortise Cylinders						
Cam	Description	Cylinder Mechanism	Complete Cylinder	Finishes Available: 606, 626		
				Price Each		
				Open	Restricted	
Schlage L-Series (except L9060 outside)						
L583-254 Classic Standard Dim. X = .252 Y = .638	L583-153 Everest & Primus Dim. X = .252 Y = .638	Cylinder Only: L Escutcheon	Standard	30-004	\$95.00	\$112.50
			Primus Controlled Access	20-789	184.00	
			Primus XP Controlled Access	20-789-XP	184.00	
			Primus UL437	20-589	218.00	
			Primus XP UL437	20-589-XP	218.00	
			Hotel Function (Conventional)	30-005*	142.00	
Schlage L9060 Outside						
B502-191 Classic Standard Dim. X = .338 Y = .71	B502-948 Everest & Primus Dim. X = .338 Y = .71	Cylinder Only: L Escutcheon	Standard	26-023	\$95.00	\$112.50
			Primus Controlled Access	24-767	184.00	
			Primus Controlled Access-XP	24-767-XP	184.00	
			Primus UL437	24-567	218.00	
			Primus XP UL437	24-567-XP	218.00	
* Specify hand for hotel function cylinders. Not available in Primus. Emergency keys must be ordered separately. Notes: Prices apply to 1 1/8", 1 1/4" and 1 3/8". For 1 1/2", 1 5/8" and 1 3/4" add \$45.00. Extended lengths are available. See Special Cylinders. Everest hotel function cylinders are available 1 1/8", 1 1/4" and 1 3/8" only. 1 1/8" (Dim = 118) cylinders are furnished unless otherwise specified. Cylinder lengths depend on function, trim and door thickness. See page CYL-36 for required dimension. Finishes: 606 and 626.						

Cams for Competitors' Cylinders in Schlage Locks*	
	L583-197 Sargent and Yale non-IC (was XL11-758) L583-198 Corbin Russwin non-IC (was XL11-545)
	XL11-895 Corbin Russwin
* Sold separately only.	

Cams Non Modular Cylinders		
Part Number	Description	Price Each
B502-191	L9060 Straight Classic Standard	\$3.50
B502-292	Adams Rite MS Classic Standard	3.50
B502-380	Adams Rite 4070 Classic Standard	12.30
B502-944	Adams Rite MS Everest® & Primus®	3.50
B502-945	Adams Rite 4070 Everest & Primus	12.30
B502-948	L9060 Straight Everest & Primus	3.50
L583-153	L-Series Everest & Primus	3.50
L583-197	L-Series for Sargent and Yale non-IC cylinders	12.30
L583-198	L-Series for Corbin Russwin non-IC cylinders	12.30
L583-254	L-Series Classic Standard	3.50
XQ11-935*	Inverted straight Everest and Primus (dogging)	5.50
XL11-895	L-Series for Corbin Russwin	12.30
B520-254	Cam for Falcon Exit Trim	12.30

* Subject to Specials discounting and extended factory lead time.

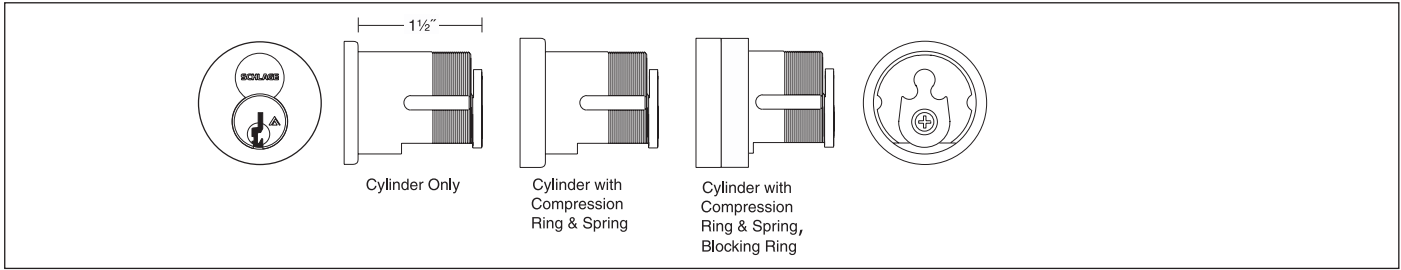
Cams - Modular Cylinders		
Part Number	Description	Price Each
L583-476	L9060 for cylinder lengths 1-1/8", 1-3/8" and 1-5/8"	\$3.10
L583-477	L9060 for cylinder lengths 1-1/4", 1-1/2" and 1-3/4"	3.10
B520-743	Cam, Cylinder Mortise. A/R 4070 for cylinder lengths 1-1/8", 1-3/8" and 1-5/8"	12.30
B520-744	Cam, Cylinder Mortise. A/R 4070 for cylinder lengths 1-1/4", 1-1/2" and 1-3/4"	12.30
L583-446	Adams Rite MS for cylinder lengths 1-1/8", 1-3/8" and 1-5/8"	3.10
L583-447	Adams Rite MS for cylinder lengths 1-1/4", 1-1/2" and 1-3/4"	3.10
L583-474	L-Series for cylinder lengths 1-1/8", 1-3/8" and 1-5/8"	3.10
L583-475	L-Series for cylinder lengths 1-1/4", 1-1/2" and 1-3/4"	3.10

Cam Screws For Non Modular Cylinders		
Part Number	Description	Price Each (Order in multiples of 100)
B502-468	Classic Standard up to 1 3/8"	\$0.34
B502-942	Everest & Primus up to 1 3/8"	0.48
B502-943	Everest & Primus over 1 3/8"	0.66
B590-295	Classic Standard over 1 3/8"	0.48

Cam Screws For Modular Cylinders		
Part Number	Description	Price Each (Order in multiples of 100)
B520-690	Camscrew, (5-40 x 1/2") for 1-1/8" & 1-1/4" cylinder length	\$0.24
B520-691	Camscrew, (5-40 x 3/4") for 1-3/8" & 1-1/2" cylinder length	0.44
B520-692	Camscrew, (5-40 x 1") for 1-5/8" & 1-3/4" cylinder length	0.60
Modular Cylinder Housing Screws		
B520-693	Modular Housing Screw (8-32 x 7/8")	\$1.70
B590-295	Classic Standard over 1 3/8"	0.48

Dummy Cylinder			
Part Number	Description	Length	Price Each
38-070	Dummy cylinder only, less ring and cam	11/8", 11/4", 13/8", 11/2"	\$61.00

Note: 1) For thumbturn cylinders see page L-36.



Full Size Interchangeable Core

Cam	Description	Cylinder Mechanism	Complete Cylinder	Finishes Available: 605, 606, 609, 612, 613, 619, 622, 625, 626, 643e		
				Price Each		
				Open	Restricted	
Schlage L-Series (except L9060 outside)						
L583-255 Dim. X = .252 Y = .638	Housing Only	Housing Less Core	30-016	\$61.00		
	Cylinder With Compression Ring & Spring: L & N Escutcheons	Standard Core	30-008*	142.00	159.50	
		Everest SL Core (B/R keyways only)	91-163	159.50		
		Primus® Core	20-798	238.00		
		Primus® XP Core	20-798-XP	238.00		
		Everest SL Primus XP Core (B/R keyways only)	91-863-XP	238.00		
		Faculty Res. Function Core	30-010**	142.00		
		Housing Less Core	30-007	69.00		
	Cylinder With Compression Ring, Spring & 3/8" Blocking Ring Rose Trim	Standard Core	30-138*	157.00	174.50	
		Everest SL Core (B/R keyways only)	91-169	174.50		
		Primus Core	20-776	254.00		
		Primus XP Core	20-776-XP	254.00		
		Everest SL Primus XP Core (B/R keyways only)	91-869-XP	254.00		
		Faculty Res. Function Core	30-140**	157.00		
Housing Less Core		30-137	83.00			
Schlage L9060 Outside						
K510-680 Dim. X = .338 Y = .778	Housing Only	Housing Less Core	30-032	\$61.00		
	Cylinder With Compression Ring & Spring: L & N Escutcheons	Standard Core	30-030*	142.00	159.50	
		Everest SL Core (B/R keyways only)	91-165	159.50		
		Primus Core	20-782	238.00		
		Primus XP Core	20-782-XP	238.00		
		Everest SL Primus XP Core (B/R keyways only)	91-865-XP	238.00		
	Cylinder With Compression Ring, Spring & 1/2" Blocking Ring Rose Trim	Primus Core	20-783	254.00		
		Primus XP Core	20-783-XP	254.00		
LM, LMV-Series LM9280 and LM9380/LMV9380						
L583-509 (RH) L583-589 (LH) 	Cylinder with compression ring and spring	FSIC housing and core (specify handing)	26-101*			
		FSIC housing less core (specify handing)	26-102			
		FSIC housing less logo core (specify handing)	26-103			
Von Duprin, Monarch and Other Straight Cam Applications						
K510-730 Dim. X = .338 Y = .71 Also for Schlage K-Series (discontinued), Falcon® non-deadbolt functions, Von Duprin & Monarch exit devices, Adams Rite® 2331 deadlocks, Baldwin® mortise locks, Corbin Russwin® ML2242 inside and ML2255, Best 30H latch function. For dogging cylinders for Von Duprin exit devices, specify complete cylinder (with core) and XQ11-948,**** Available at no additional charge.	Housing Only	Housing Less Core	20-059	\$61.00		
	Cylinder With Compression Ring & Spring	Standard Core	26-091*	142.00	159.50	
		Everest SL Core (B/R keyways only)	91-171	159.50		
		Primus Core	20-763	238.00		
		Primus XP Core	20-763-XP	238.00		
		Everest SL Primus XP Core (B/R keyways only)	91-871-XP	238.00		
	Housing Only with compression ring and spring	Housing Less Core	26-064	71.00		
	Cylinder With Compression Ring, Spring & 3/8" Blocking Ring	Standard Core	20-061*	158.00	175.00	
		Everest SL Core (B/R keyways only)	91-173	175.00		
		Primus Core	20-771	254.00		
		Primus XP Core	20-771-XP	254.00		
		Everest SL Primus XP Core (B/R keyways only)	91-873-XP	254.00		
	Housing Less Core	26-094	82.00			

CYLINDERS / KEYS / AUXILIARY

CYL-33

Keys

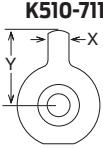
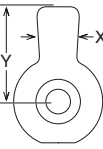
CL-Series

CYLINDERS / KEYS / AUXILIARY

CYL-34

Keys

CL-Series

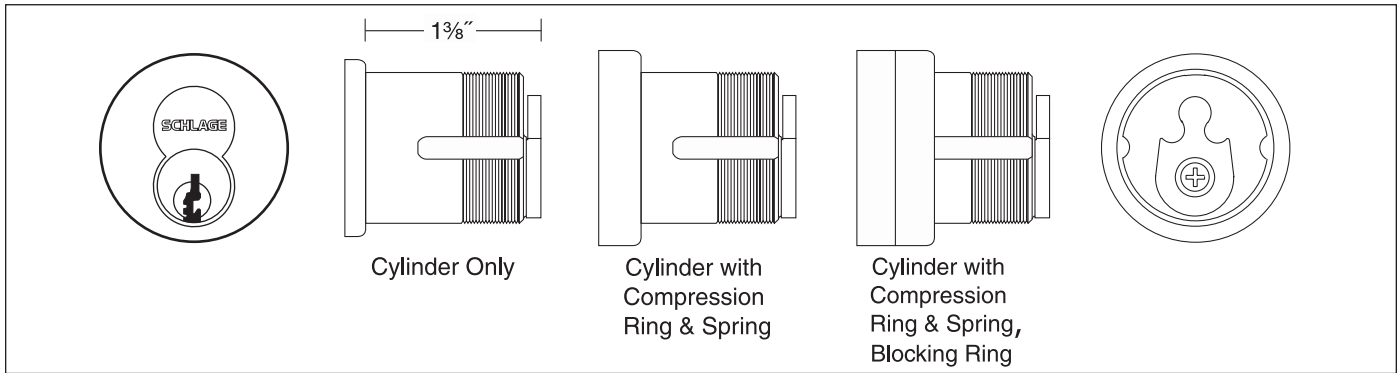
Full Size Interchangeable Core (cont'd)					
Cam	Description	Cylinder Mechanism	Complete Cylinder	Price Each	
				Open	Restricted
Adams Rite MS, 4500, 4700 Series					
 <p>K510-711 Dim. X = .187 Y = .562</p> <p>Cylinders with this cam include set screw pack B220-050 for Adams Rite locks.</p>	Cylinder Only	Housing Less Core	20-060	\$61.00	
	Cylinder With Compression Ring & Spring	Standard Core	26-098*	142.00	159.50
	Everest 29 SL Core	Housing Less Core	91-172	159.50	
	Cylinder With Compression Ring, Spring 3/16" and 3/8" Blocking Rings	Standard Core	20-062*	167.00	184.50
		Everest SL Core (B/R keyways only)	91-174	184.50	
		Primus® Core	20-766	270.00	
		Primus® XP Core	20-766-XP	270.00	
Everest SL Primus XP Core (B/R keyways only)	91-874-XP	270.00			
Adams Rite 4070 Series					
 <p>B520-378 Dim. X = .323 Y = .627</p>	Cylinder Only	Housing Less Core	20-090	\$61.00	
	Cylinder With Compression Ring, Spring 3/16" and 3/8" Blocking Rings	Standard Core	20-091*	167.00	184.50
		Everest SL Core (B/R keyways only)	91-175	184.50	
		Primus Core	20-722	270.00	
		Primus XP Core	20-722-XP	270.00	
Everest SL Primus XP Core (B/R keyways only)	91-175-XP	270.00			
* To order with construction core, see Keys and Keying: Full Size Construction Core Program for additional details.					
Note: 2 1/4" through 5" cylinders are available. See Special Cylinders CYL-51 for more information.					

Interchangeable Core Cams		
Part Number	Description	Price Each
B520-378	Adams Rite 4070	\$12.30
K510-680	L9060 Outside	3.50
K510-711	Adams Rite MS	3.50
K510-730	Straight cam	3.50
L583-255	L-Series (except L9060 outside)	3.50
B520-698	Falcon Series MA Mortise Lock	12.80
K510-730	Cam for Falcon Exit Device Trims	3.50

Other Full Size IC Mortise Cylinder Parts		
Part Number	Description	Price Each
L583-200	Cam screw (order in multiples of 100)	\$0.40
C604-334**	Driver, universal	6.30
K510-474	Friction washer	2.80

** Will upgrade housings manufactured before March 1992 to accept Everest and Primus cores.

 For plugs, shells, pins, springs, etc., see **CYL-51, CYL-52, CYL-53, CYL-55.**



CYLINDERS / KEYS / AUXILIARY

CYL-35

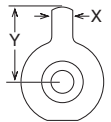
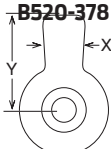
Keys

CL-Series

Small Format Interchangeable Core

Cam	Description	Cylinder Mechanism	Complete Cylinder	Price Each	
Schlage L-Series (except L9060 outside)					
<p>L583-255</p> <p>Dim. X = .252 Y = .638</p>	Cylinder With Compression Ring & Spring; L & N Escutcheons	Everest & Everest 29 Combined Core (B/R keyways only)	80-308	\$153.00	
		Construction Core	Disposable	80-115	72.00
			Keyed	80-138	108.00
	Housing less Core		80-108	72.00	
	Cylinder With Compression Ring & Spring; and 1/4" Blocking Ring; Rose Trim	Everest & Everest 29 Combined Core (B/R keyways only)	80-301	158.00	
		Construction Core	Disposable	80-109	81.00
Keyed			80-131	122.00	
Housing less Core		80-101	81.00		
Schlage L9060 Outside					
<p>K510-680</p> <p>Dim. X = .338 Y = .778</p>	Cylinder With Compression Ring & Spring; L & N Escutcheons*	Everest & Everest 29 Combined Core (B/R keyways only)	80-304	\$153.00	
		Construction Core	Disposable	80-112	72.00
			Keyed	80-134	122.00
	Housing less Core		80-104	72.00	
Von Duprin, Monarch and Other Straight Cam Applications					
<p>K510-730</p> <p>Dim. X = .338 Y = .71</p> <p>Also for Schlage K-Series (discontinued), Falcon® non-deadbolt functions, Von Duprin® exit devices, Adams Rite® 2331 deadlocks, Baldwin® mortise locks, Corbin Russwin® ML2242 inside and ML2255. To order dogging cylinders for Von Duprin® and Monarch® exit devices, specify complete cylinder (with core) and XQ11-948**. Available at no additional charge.</p>	Cylinder With Compression Ring, Spring & 1/4" Blocking Ring	Everest & Everest 29 Combined Core (B/R keyways only)	80-302	165.00	
		Construction Core	Disposable	80-110	81.00
			Keyed	80-132	122.00
	Housing less Core		80-102	81.00	

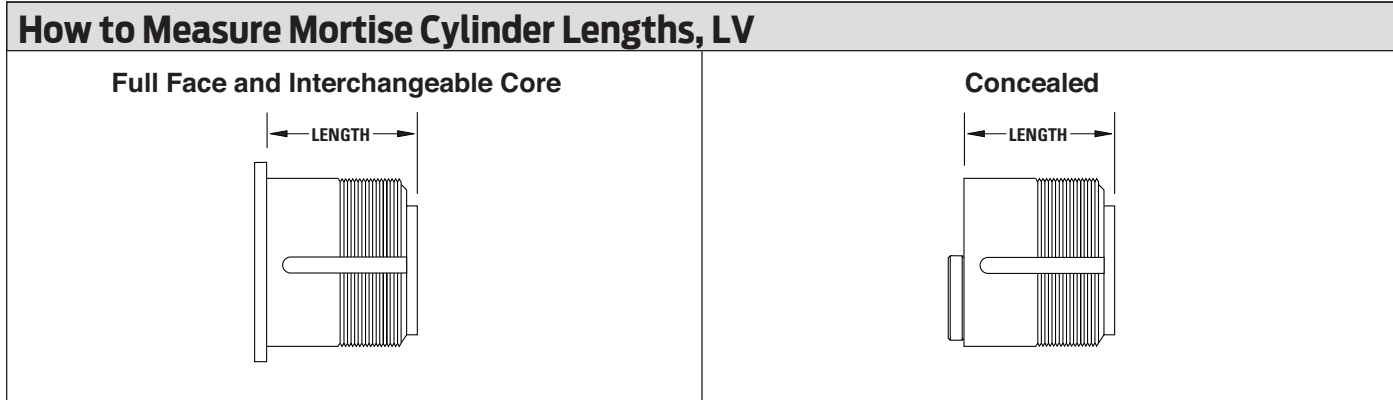
* For rose trim also order 36-082-050 blocking ring.
** Extended factory lead time.

Small Format Interchangeable Core (cont'd)					
Cam	Description	Cylinder Mechanism	Complete Cylinder	Price Each	
				Open	
Adams Rite MS, 4500 and 4700-Series					
K510-711  Dim. X = .187 Y = .562	Cylinder With 7/16" Blocking Ring	Everest & Everest 29 Combined Core (B/R keyways only)	80-303	\$165.00	
		Construction Core	Disposable	80-111	81.00
			Keyed	80-133	122.00
Housing less Core			80-103	81.00	
Adams Rite 4070 Series					
B520-378  Dim. X = .323 Y = .627	Cylinder With Compression Ring, Spring & 1/4" Blocking Ring	Everest & Everest 29 Combined Core (B/R keyways only)	80-305	\$165.00	
		Construction Core	Disposable	80-113	81.00
			Keyed	80-135	122.00
Housing less Core			80-105	81.00	
Notes: Housing finishes: 605, 606, 609, 612, 613, 619, 625 and 626.					
All SFIC cylinders with Adams Rite MS or 4070 cams are furnished with set screw pack B220-050.					
Cylinder and Blocking Ring combinations are based on 1-3/4" door thickness.					

Interchangeable Core Cams		
Part Number	Description	Price Each
B520-378	Adams Rite 4070	\$12.30
K510-680	L9060 Outside	3.50
K510-711	Adams Rite MS	3.50
K510-730	Straight cam	3.50
L583-255	L-Series (except L9060 outside)	3.50

Other Full Size IC Mortise Cylinder Parts		
Part Number	Description	Price Each
B520-484	Cam screw (order in multiples of 100)	\$0.42
B520-483	Throw member (driver)	6.30
B220-050	Adams Rite set screw pack	2.70

For pins, springs, etc.,
see **CYL-50**.



Cylinder and Length Requirements, L-Series								
Function	Trim	Cylinder	Door Thickness					
			13/8"	13/4"	2"	2 1/4"		
			Dimension					
L9050, L9056, L9070, L9076, L9080, L9080EL/ EU, L9453, L9456, L9460 per XL11-886 or XL-635, L9464 per XL11-886, L9465, L9473, L9480	L460, L464, L9460, L9464	Rose	30-001				118	
	—	Escutcheon	30-021	118	114	138	112	
	—	Concealed	30-004	118	114	138	112	
L9485 per XL11-557	—	Rose	30-022	118				
		Escutcheon	30-022	—	114	138	112	
		Concealed	30-005	—	114	138	112	
L9486	—	Rose	30-002	114	138	112	158	
		Escutcheon	30-022	118	114	138	112	
		Concealed	30-005	118	114	138	112	
L9496	—	Rose	30-001	114	138	112	158	
		Escutcheon	30-021	118	114	138	112	
		Concealed	30-004	118	114	138	112	
L9060, L9071, L9077, L9082, L9082EL/EU*, L9457, L9462 per XL11-886, L9464, L9466, L9482	L462, L463, L9462, L9463	Rose	30-001	118				
	—	Escutcheon	30-001	114	—	—	—	
	—	Escutcheon	30-021	—	118	114	138	
L9060 Outside	—	Concealed	30-004	—	118	114	138	
		Rose	20-001	118				
		Escutcheon	20-001	114	—	—	—	
			26-021	—	118	114	138	
			26-023	—	118	114	138	

Note: Blocking rings and/or compression rings may be required and must be ordered separately.

Dimensions for Mortise Cylinders	
Cylinder Length	Dimension
1 1/8"	118
1 1/4"	114
1 3/8"	138
1 1/2"	112
1 5/8"	158
1 3/4"	134

Full Size IC Cylinder Blocking Ring Requirements, L-Series, LV-Series					
Function	Trim	Door Thickness			
		13/8"	13/4"	2"	21/4"
		Dimension			
L9050, L9056, L9070, L9076, L9080, L9080EL/EU, L9453, L9456, L9460 per XL11-886 or XL-635, L9464 per XL11-886, L9465, L9473, L9480	Rose	050	037	025	025
	Escutcheon	025	012	N/R	N/R
L9485 per XL11-557	Rose	—	037	025	025
	Escutcheon	—	012	N/R	N/R
L9486, L9496	Rose	012	N/R	N/R	N/R
	Escutcheon	025	012	N/R	N/R
L9060*, L9071*, L9077*, L9082*, L9457*, L9462* per XL11-886, L9466*, L9482*	Rose	—	050	043	031
	Escutcheon	025	012	N/R	N/R
L460, L464, L9460, L9464	Rose	050	037	025	025
L462*, L463*, L9462*, L9463*	Rose	—	050	043	031
Notes:	Specify blocking ring (36-082), finish and dimension.				
	Blocking ring (36-082) must be used with compression ring (36-083).				
	N/R = None Required.				
	* 2 Blocking rings required.				

Small Format IC Cylinder Blocking Ring Requirements, L-Series, LV-Series					
Function	Trim	Door Thickness			
		13/8"	13/4"	2"	21/4"
		Dimension			
L9050, L9056, L9070, L9076, L9080, L9080EL/EU, L9453, L9456, L9460 per XL11-886 or XL-635, L9464 per XL11-886, L9465, L9473, L9480	Rose	037	025	012	N/R
	Escutcheon **	N/R	N/R	N/R	N/R
L9060*, L9071*, L9077*, L9082*, L9082EL/EU*, L9457*, L9462* per XL11-886, L9464*, L9466*, L9482*	Rose	—	050	037	025
	Escutcheon	018	N/R	N/R	N/R
L9496	Rose	025	012	N/R	N/R
	Escutcheon	N/R	N/R	N/R	N/R
L460, L464, L496, L9460, L9464	Rose	037	025	012	N/R
L462*, L463*, L9462*, L9463*	Rose	—	050	037	025
Notes:	Specify blocking ring (36-082), finish and dimension.				
	Blocking ring (36-082) must be used with compression ring (36-083).				
	N/R =None Required.				
	* 2 Blocking rings required.				
	** Compression ring not required for doors over 19/16" thick.				

Dimensions for Blocking Rings	
Blocking Ring	Length Dimension
1/8"	012
3/16"	018
1/4"	025
5/16"	031
3/8"	037
7/16"	043
1/2"	050

Blocking and Compression Rings			
Part Number	Specify Finish	Description	Price Each
36-079*	·	Blocking ring for use without compression ring	\$14.00
36-082*	·	Blocking ring for use with compression ring	12.20
36-083	·	Compression ring and spring	10.10
L583-195		Compression ring spring	1.60

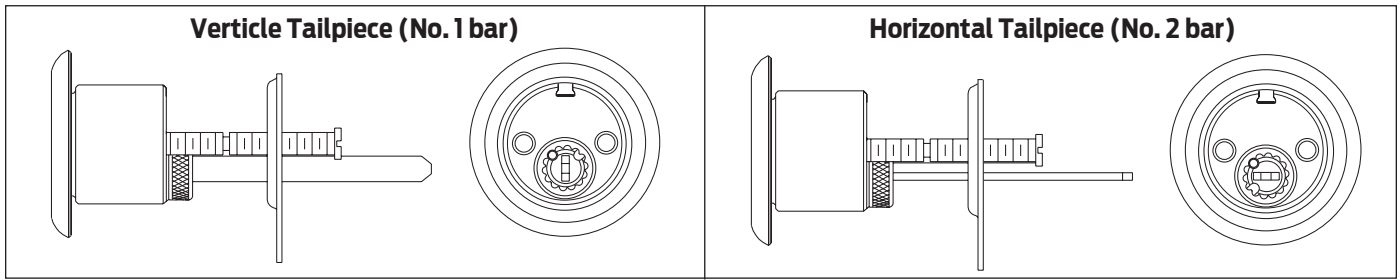
Allegion Compatible Cams					
Description	Cams for Schlage Cylinders				
	Modular Cylinder 1 1/8", 1 3/8", 1 5/8	Modular Cylinder 1 1/4", 1 1/2", 1 3/4	Interchangeable Core SFIC and FSIC	Classic Standard Not available with cylinder	Everest and Primus non-IC Not available with cylinder
Schlage L-Series, Except L9060 O/S	L583-474	L583-475	L583-255	L583-254	L583-153
Schlage L9060 O/S	L583-476	L583-477	K510-680	B502-191	B502-948
Schlage K-Series (Discontinued)	L583-476	L583-477	K510-730	B502-191	B502-948
Falcon M-Series Non-deadbolt functions (Discontinued)	L583-476	L583-477	K510-730	B502-191	B502-948
Falcon M-Series Deadbolt functions (Discontinued)	B520-738	B520-739	XB12-046	A09894-001-00*	B502-907
Falcon MA-Series except MA381 function	L583-638	L583-639	B520-698	N/A	N/A
Von Duprin mortise exit device and Von Duprin removable mullion	L583-476	L583-477	K510-730	B502-191	B502-948
Von Duprin mortise exit device with dogging	L583-476	L583-477	K510-730 PER XQ11-948	B502-191	B502-948
Glynn-Johnson HL-6, except 9060 O/S	L583-474	L583-475	L583-255	L583-254	L581-153
Glynn-Johnson HL-6 9060 O/S	L583-476	L583-477	K510-680	B502-191	B502-948
Schlage CM5500, CM5600, PRO5500, VIP5500, 650 Keyswitch	L583-476	L583-477	K510-680	B502-191	B502-948
Falcon 718C Trim (Manufactured after 2/28/2011)	B520-730	B520-731	B520-254	B520-295	B520-366
Falcon 24/25 exit device with trims (except 718C and 718NL)	N/A	N/A	N/A	A09897-024-00*	A09897-024-00*
Falcon 24/25 exit device with trims (only 718C and 718NL) Falcon #24 cam	N/A	N/A	N/A	A09894-021-00*	A09894-021-00*

* Falcon cam available through the Falcon price book.

Cam	Price	Cam	Price	Cam	Price
B502-191	\$3.50	K510-680	3.50	L583-474	\$3.10
B502-907	3.50	K510-730	3.50	L583-475	
B502-948	3.50	L583-153	3.50	L583-476	
B520-254	12.30	L583-254	3.50	L583-477	
B520-698	12.80	L583-255	3.50	L583-638	11.40
B520-738	12.30			L583-639	
B520-739	12.30			XB12-046	11.80
B520-740	OBSOLETE - USE L583-476				
B520-741	OBSOLETE - USE L583-477				
B520-295	12.20				

Falcon Retrofit Cylinder Reference Table									
Side View	Lock Series	Cylinder Mechanism	Complete Cylinder	Price Each		Keyway Type	Plug	Shell	Tailpiece/Cam
				Open	Restricted				
B611, T381 IS & W, all except 561		Standard	21-020	\$64.00	\$81.50	Classic	33-137	A508-652	A700-031
		Everest & Everest 29				33-138			
		Primus	20-728	141.00		Classic	33-136	A508-655	
		Primus XP	20-728-XP			Everest & Everest 29	33-119		
		Primus UL	20-528	174.00		Classic	33-154		
		Primus XP UL	20-528-XP			Everest & Everest 29	33-221		
T, all except 381 IS & 571		Standard	24-031	64.00	81.50	Classic	33-137	A508-652	030730-001*
		Everest & Everest 29				33-138			
		Primus	24-761	141.00		Classic	33-136	A508-655	
		Primus XP	24-761-XP			Everest & Everest 29	33-119		
		Primus UL	24-561	174.00		Classic	33-154		
		Primus XP UL	24-561-XP			Everest & Everest 29	33-221		
T571		Standard	24-032	64.00	81.50	Classic	33-137	A508-652	030730-002*
		Everest & Everest 29				33-138			
		Primus	24-762	141.00		Classic	33-136	A508-655	
		Primus XP	24-762-XP			Everest & Everest 29	33-119		
		Primus UL	24-562	174.00		Classic	33-154		
		Primus XP UL	24-562-XP			Everest & Everest 29	33-221		
W561, knobs		Standard	24-033	64.00	81.50	Classic	33-137	A508-652	Q330-252*
		Everest & Everest 29				33-138			
		Primus	24-763	141.00		Classic	33-136	A508-655	
		Primus XP	24-763-XP			Everest & Everest 29	33-119		
		Primus UL	24-563	174.00		Classic	33-154		
		Primus XP UL	24-563-XP			Everest & Everest 29	33-221		
W561, levers		Standard	24-034	64.00	81.50	Classic	33-137	A508-652	Q330-165*
		Everest & Everest 29				33-138			
		Primus	24-764	141.00		Classic	33-136	A508-655	
		Primus XP	24-764-XP			Everest & Everest 29	33-119		
		Primus UL	24-564	174.00		Classic	33-154		
		Primus XP UL	24-564-XP			Everest & Everest 29	33-221		
M		Standard	24-035	85.00	102.50	Classic	33-137	A508-652	See Cam chart on page CYL-38 for proper cam
		Everest & Everest 29				33-138			
		Primus	24-765	163.00		Classic	33-136	A508-655	
		Primus XP	24-765-XP			Everest & Everest 29	33-119		
		Primus UL	24-565	190.00		Classic	33-154		
		Primus XP UL	24-565-XP			Everest & Everest 29	33-221		
B, all except		Standard	23-013	64.00	81.50	Classic	33-137	A508-652	C604-243
		Everest & Everest 29				33-138			
		Primus	20-750	141.00		Classic	33-136	A508-655	
		Primus XP	20-750-XP			Everest & Everest 29	33-119		
		Primus UL	20-550	174.00		Classic	33-154		
		Primus XP UL	20-550-XP			Everest & Everest 29	33-221		
K		Standard	24-139	64.00	81.50	Classic	33-137	A508-653	Q330-393 Q330-394 (T571)
		Everest & Everest 29				33-138			
		Primus	20-739	141.00		Classic	33-136	A508-655	
		Primus XP				Everest & Everest 29	33-119		
		Primus UL437	20-539	174.00		Classic	33-154		
		Primus XP UL437				Everest & Everest 29	33-221		
H2		Standard	22-093	64.00	81.50	Classic	33-137	A508-652	F506-878/ B600-071
						Everest & Everest 29	33-138		

* These part numbers represent Falcon part numbers and are available to order through Falcon.



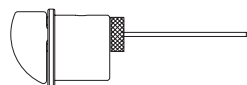


CYLINDERS / KEYS / AUXILIARY

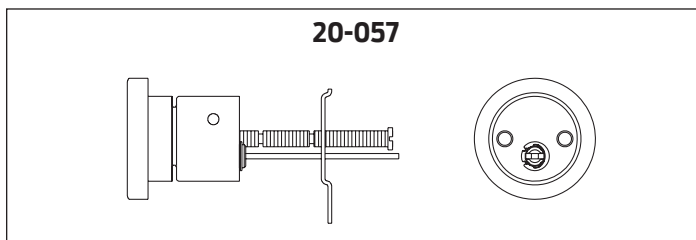
CYL-41



Keys

CL-Series

Rim Cylinders					
Type	Cylinder Mechanism	Tailpiece	Complete	Finishes Available: 605, 606, 609, 612, 613, 619, 625, 626, 629, 630, 643e	
				Price Each	
				Open	Restricted
Conventional (non-IC) 	Standard	Horizontal	20-022	\$81.00	\$98.50
		Vertical	20-021		
	Everest SL (B/R keyways only)	Horizontal	91-075		98.50
		Vertical	91-074		
	Primus	Horizontal	20-710	159.00	
		Vertical	20-709		
	Primus XP	Horizontal	20-710-XP	159.00	
		Vertical	20-709-XP		
	Everest SL Primus XP (B/R keyways only)	Horizontal	91-775-XP	81.00	158.50
		Vertical	91-774-XP		
Primus UL437	Horizontal	20-510	199.00		
	Vertical	20-509			
Primus XP UL437	Horizontal	20-510-XP	199.00		
	Vertical	20-509-XP			
Lockout 	Primus	Horizontal	20-716	219.00	
			Primus XP		
	Primus UL437		20-516	237.00	
	Primus XP UL437		20-516-XP		
Thumbturn 	None	Horizontal	XB11-979	107.00	
Notes	Housing finishes: 605, 606, 609, 612, 613, 619, 625 and 626.				
	All items include collar, mounting screws and backplate.				
	Tailpiece orientation may be changed in the field. For Von Duprin, Monarch and most other applications, tailpiece should be horizontal.				
	To order less logo, specify: "with K510-612 faceplate" for Conventional cylinder. "with 23-031 core" for full size interchangeable core cylinder.				
	Conventional (non-IC) cylinders are available for application that is thicker than 3" (combined door & device trim thickness) over 3" thick and available with special mounting screw locations for Sargent exit devices. See Special Cylinders CYL-51.				

For keying in the field, order 10-piece Bulk Pack Cylinders.
Cylinders are sub-assembled to save time!
See CYL-5



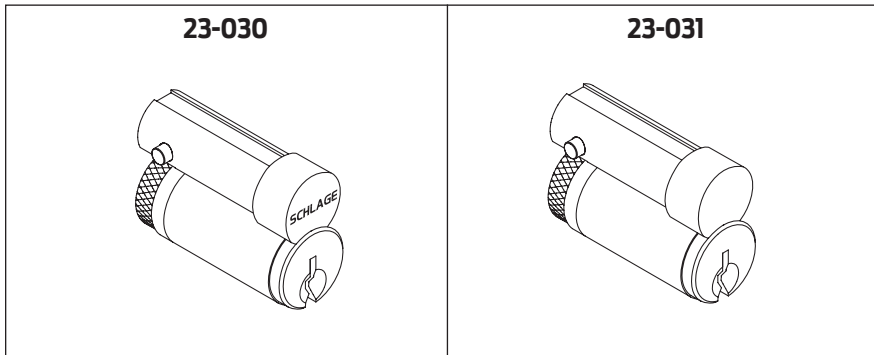
Rim Cylinders					
Type	Cylinder Mechanism	Tailpiece	Complete	Finishes Available: 605 606 609 612 613 619 622, 625 626 643e	
				Price Each	
				Open	Restricted
Full Size Interchangeable Core 	Standard Core	Convertible	20-057*	\$142.00	\$159.50
	Everest SL Core (B/R keyways only)		91-170	159.50	
	Primus Core		20-757	215.00	
	Primus XP Core		20-757-XP	215.00	
	Everest SL Primus XP Core (B/R keyways only)		91-870-XP	215.00	
	Housing only-less core		20-079	61.00	
Small Format Interchangeable Core 	Everest & Everest 29 Combined Core	Horizontal	80-329**	142.00	
	Keyed Construction Core		80-159***	98.00	
	Disposable Construction Core		80-116	61.00	
	Housing only-less core		80-129	61.00	

* To order with construction core, see **Keys and Keying: Full Size Construction Core Program**.
 ** Key symbol must be specified. Everest B and Everest 29 R Families keyways are restricted. See **Terms & Conditions** for more information.
 *** Specify GRN for green or BRN for brown construction cores. A non-refundable handling charge (50-231) is assessed per core. See **Keys and Keying: Small Format Construction Core Program** for details.

Rim Cylinder Parts		
Part Number	Description	Price Each
36-066	Collar, IC cylinders	\$9.10
B202-328	Screws and backplate pack	8.00
B220-001*	Tailpiece & driver, full size IC	13.30
B502-200	Backplate	1.60
B502-209	Mounting screw	1.60
B502-310-604	Driver, Conventional (non-IC) cylinder	1.50
B502-899	Tailpiece, Conventional (non-IC) cylinder and SFIC housing	3.10
B520-153	Ring, cylinder, NL	9.00
B520-361*	Tailpiece retainer, full size IC (order in multiples of 100)	0.36
B520-365	Driver, SFIC	8.50
B600-107	Throw member for SFIC models	3.10

* Not compatible with housings manufactured before July 1997.
 For replacement of older parts, order housings less core (20-079).

For plugs, shells, pins, springs, etc., see **CYL-50, CYL-52, CYL-53, CYL-55.**



For keying in the field, order 10-piece Bulk Pack Cores.
 Cores are sub-assembled to save time!
See CYL-5

Full Size Cores			
Description	Part Number	Finishes Available: 606, 626	
		Price Each	
		Open	Restricted
Standard core	23-030	\$73.00	\$90.50
Standard core less logo	23-031	73.00	90.50
Everest SL Core (B/R keyways only)	91-161	90.50	
Everest SL Core less logo (B/R keyways only)	91-162	90.50	
Primus core	20-740	152.00	
Primus XP core	20-740-XP	152.00	
Primus core less logo	20-741	152.00	
Primus XP core less logo	20-741-XP	152.00	
Everest SL Primus XP Core (B/R keyways only)	91-861-XP	152.00	
Everest SL Primus XP less logo Core (B/R keyways only)	91-862-XP	152.00	
Hotel function standard core for L9485 and L9486	30-120*	73.00	90.50
Hotel function standard core, less logo, for L9485 and L9486	30-121*	73.00	90.50

* Specify hand for hotel function cores. Emergency keys must be ordered separately.

Note: Control keys must be ordered separately.

Full Size Core Parts		
Part Number	Description	Price Each
C503-115	Cap pin spring (Order in multiples of 100)	\$0.22
C503-118	Cap (Order in multiples of 25)	1.60
C603-827	Cap pin (Order in multiples of 100)	0.26
C603-956	Actuating ring	7.10
C603-964	Actuating pin (control top pin)	0.68
C603-967	Control bottom pin (Order in multiples of 100)	0.28
23446339	Driver, FSIC, AD-Series CY, MS, MD, 993R, 993 S, 993M	4.90

For plugs, shells, pins, springs, etc., see **CYL-50, CYL-52, CYL-53, CYL-55.**

CYLINDERS / KEYS / AUXILIARY

CYL-43

 Keys

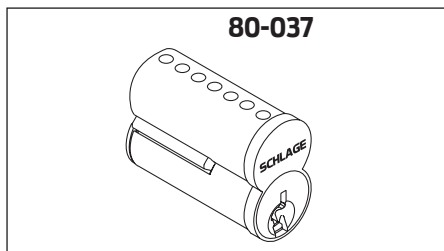
 CL-Series

CYLINDERS / KEYS / AUXILIARY

CYL-44

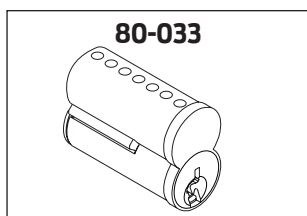
Keys

CL-Series



Everest® & Everest 29™ Patented Keyway Small Format Interchangeable Cores

Description	Part Number	Price Each
Everest combined core, includes master keying	80-037	\$84.00
Everest uncombined core (Does not include keys, pins or springs)	80-036	56.00
Finishes: 606, 626 and 613 (simulated).		



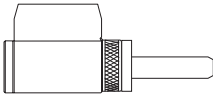
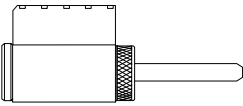
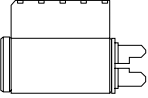
Best® Keyway Small Format Interchangeable Cores

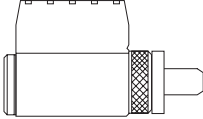
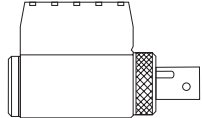
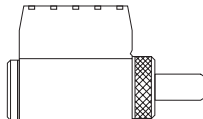
Description	Part Number	Price Each
7-Pin uncombined, specify keyway	80-033	\$38.00
6-Pin uncombined, specify keyway	80-043	38.00
Notes:	Finishes: 606 and 626.	
	Uncombined cores are furnished less keys, pins and springs. Factory keying is not available.	
	Specify keyway using B suffix: AB = A, BB=B, CB=C, DB = D, DDB=DD, EB = E, FB = F, GB = G, HB = H, JB = J, KB = K, LB = L, NB=N, MB = M, RB=R, TBB=TB, TDB=TD, QB=Q.	

AD-Series Tailpiece for Small Format Core

Chassis	Lever Design	Description	Tailpiece	Price Each
CY, MS, MD	All	SFIC Driver	23446347	13.80
		SFIC Driver, Spacer (for 6 pins core) and Instruction sheet	46929456	15.60
993R, 993S, 993M	Except ATH, 8AT	SFIC Driver	N523-091	13.80
		SFIC Driver, Spacer (for 6 pins core) and Instruction sheet	09-774	13.80
	ATH, 8AT	SFIC Driver	23446347	13.70
		SFIC Driver, Spacer (for 6 pins core) and Instruction sheet	46929456	15.60

For pins, springs, etc.,
see **CYL-51**.

Corbin Russwin® Retrofit Cylinder Reference Table									
Side View	Lock Series	Cylinder Mechanism	Price Each		Complete Cylinder	Keyway Type	Plug (See CYL-53)	Shell (See CYL-55)	Tailpiece
			Open	Restricted					
	CL3300	Standard	\$64.00	\$81.50	24-022	Classic	33-137	A508-653	N523-022
		Everest SL (B/R keyways only)		81.50	91-020	Everest & Everest 29	33-138	A508-660	
		Primus Primus XP	141.00		20-762 20-762-XP	Classic	33-136	A508-655	
		Everest SL Primus XP (B/R keyways only)		141.00	91-720-XP	Everest & Everest 29	33-119	A508-661	
		Primus UL437 Primus XP UL437	174.00		20-562 20-562-XP	Classic	33-154	A508-655	
	CL3400 CL3600	Standard	\$64.00	\$81.50	24-139	Classic	33-137	A508-653	A301-338
		Everest SL (B/R keyways only)		81.50	91-027	Everest & Everest 29	33-138	A508-660	
		Primus Primus XP	141.00		20-739 20-739-XP	Classic	33-136	A508-655	
		Everest SL Primus XP (B/R keyways only)		141.00	91-708-XP	Everest & Everest 29	33-119	A508-661	
		Primus UL437 Primus XP UL437	174.00		20-539 20-539-XP	Classic	33-154	A508-655	
	CK4200 UT5200 (since 1963)	Standard	\$64.00	\$81.50	24-127	Classic	33-060	A201-690	None
		Primus Primus XP	141.00		20-727 20-727-XP	Everest & Everest 29	33-232	A100-052	
		Primus UL437 Primus XP UL437	174.00		20-527 20-527-XP	Classic	33-081	A201-690	
						Everest & Everest 29	33-222		
						Classic	33-080		

Sargent® Retrofit Cylinder Reference Table									
Side View	Lock Series	Cylinder Mechanism	Price Each		Complete Cylinder	Keyway Type	Plug (See CYL-53)	Shell (See CYL-55)	Tailpiece
			Open	Restricted					
	7L, 8L, 10 Line Levers	Standard	\$64.00	\$81.50	24-119	Classic	33-007	A201-849	C604-243
		Everest SL (B/R keyways only)		81.50	91-042	Everest & Everest 29	33-231	A100-050	
		Primus Primus XP	141.00		20-719 20-719-XP	Classic	33-163	A201-683	
		Everest SL Primus XP (B/R keyways only)		141.00	91-742-XP	Everest & Everest 29	33-224		
		Primus UL437 Primus XP UL437	174.00		20-519 20-519-XP	Classic	33-162	A201-683	
	7, 8, 9 Line Knobs	Standard	\$64.00	\$81.50	24-120	Classic	33-007	A100-045	C303-437 Assembly with cap
		Everest SL (B/R keyways only)		81.50	91-043	Everest & Everest 29	33-231	A100-049	
		Primus Primus XP	141.00		20-720 20-720-XP	Classic	33-163	A100-047	
		Everest SL Primus XP (B/R keyways only)		141.00	91-743-XP	Everest & Everest 29	33-224		
		Primus UL437 Primus XP UL437	174.00		20-520 20-520-XP	Classic	33-162	A100-047	
	6 Line Except B Knob	Standard	\$64.00	\$81.50	24-126	Classic	33-007	A100-046	C604-243
		Everest SL (B/R keyways only)		81.50	91-045	Everest & Everest 29	33-231	A100-050	
		Primus Primus XP	141.00		20-726 20-726-XP	Classic	33-163	A100-048	
		Everest SL Primus XP (B/R keyways only)		141.00	91-745-XP	Everest & Everest 29	33-224		
		Primus UL437 Primus XP UL437	174.00		20-526 20-526-XP	Classic	33-162	A100-048	

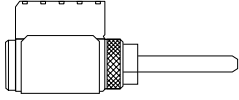
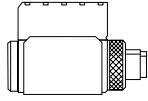
CYLINDERS / KEYS / AUXILIARY

CYL-46

Keys

CL-Series

Yale® Retrofit Cylinder Reference Table

Side View	Lock Series	Cylinder Mechanism	Complete Cylinder	Price Each		Keyway Type	Plug (See CYL-53)	Shell (See CYL-55)	Tailpiece
				Open	Restricted				
	5300LN 5400LN Levers	Standard	24-147	\$64.00	\$81.50	Classic	33-007	A201-849	A301-043
		Everest SL (B/R keyways only)	91-044		81.50	Everest & Everest 29	33-231	A100-050	
		Primus Primus XP	20-747 20-747-XP	141.00		Classic	33-163	A201-683	
		Everest SL Primus XP (B/R keyways only)	91-744-XP		141.00	Everest & Everest 29	33-224		
		Primus UL437 Primus XP UL437	20-547 20-547-XP	174.00		Classic	33-162	A201-683	
	5300, 5400, 6200 Series Knobs	Standard	24-123	\$64.00	\$81.50	Classic	33-007	A201-849	B520-409
		Everest SL (B/R keyways only)	91-046		81.50	Everest & Everest 29	33-231	A100-050	
		Primus Primus XP	20-723 20-723-XP	141.00		Classic	33-163	A201-683	
		Everest SL Primus XP (B/R keyways only)	91-746-XP		141.00	Everest & Everest 29	33-224		
		Primus UL437 Primus XP UL437	20-523 20-523-XP	174.00		Classic	33-162	A201-683	
						Everest & Everest 29	33-225		

Tailpieces and Actuators

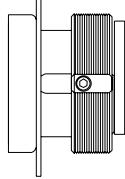
Part Number	Locksets	Price Each
A301-043	Yale Levers	\$5.00
A301-338	Corbin Russwin CL3400/CL3600	9.50
B520-409	Yale Knobs	31.50
C303-437	Sargent 7, 8, 9 (Assembly with cap)	13.80
C604-243	Sargent 6, 7L, 8L, 10 Line	1.90

Miscellaneous

Part Number	Description	Price Each
A501-783	Blocking disc, Yale levers	\$5.30
B520-408	Sleeve, Yale cylinders	5.20
B520-407	Washer, Sargent	6.60
C607-062	Spacer, Corbin Russwin CL3300	3.70

For pins, springs, etc.,
see **CYL-51**.

20-009, 20-505, 20-705



For old black cast iron case mortise locks only.

Mortise Cylinders, Corbin Russwin Master Ring						
Cam	Description	Cylinder Mechanism	Complete Cylinder	Price Each		
				Open	Restricted	
Corbin Russwin Master Ring						
B502-946 Everest & Primus Dim. X = .328 Y = .893	B520-728 For cyl. length 1 1/8", 1 3/8", 1 5/8" Dim. X = .34 Y = .90	Master Ring (includes bushing)	Standard	20-009	\$207.00	\$224.50
			Primus Controlled Access	20-705	320.00	
			Primus XP Controlled Access	20-705-XP	320.00	
B502-486 Classic Standard Dim. X = .328 Y = .893	B520-729 For cyl. length 1 1/4", 1 1/2", 1 3/4" Dim. X = .34 Y = .90	Master Ring (includes bushing)	Primus UL437 20-505	20-505	354.00	
			Primus XP UL437	20-505-XP	354.00	
Notes	Prices apply to 1 1/8", 1 1/4" and 1 3/8". For 1 1/2", 1 5/8" and 1 3/4" Primus add \$45.00. For 1 1/2", 1 5/8" and 1 3/4" Conventional add \$11.80. Finishes: 605, 606, 609, 612, 613, 625 and 626. To order less Schlage logo specify cylinder "with K510-612 faceplate".					

Bushing, Corbin Russwin Master Ring		
Part Number	Description	Price Each
B202-339	Reducing bushing and screws	\$100.00

Cams, Corbin Russwin Master Ring		
Part Number	Description	Price Each
B502-486	Classic Standard - Non Modular Cylinders	\$34.70
B502-946	Everest & Primus - Non Modular Cylinders	40.80
XB11-825	Interchangeable core - Non Modular Cylinders	35.90
B520-728	Modular Cylinders (all keyways) length 1-1/8", 1-3/8", 1-5/8"	40.70
B520-729	Modular Cylinders (all keyways) length 1-1/4", 1-1/2", 1-3/4"	40.70

Trim Collars Corbin Russwin Master Ring			
Part Number	Specify Finish	Description	Price Each
38-033	.	Trim collar	\$11.20

For plugs, shells, pins, springs, etc., see **CYL-50, CYL-52, CYL-53, CYL-55.**

CYLINDERS / KEYS / AUXILIARY
CYL-47
Keys
CL-Series

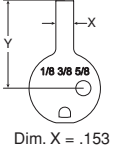
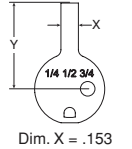

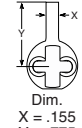

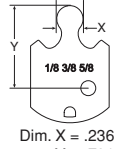
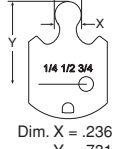

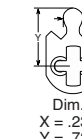

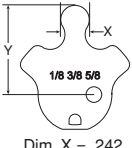
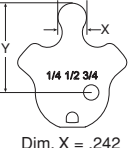



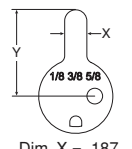
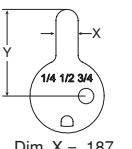
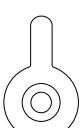
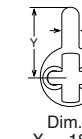
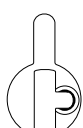
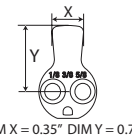
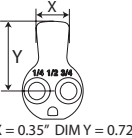
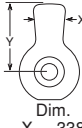
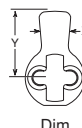
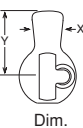
CYLINDERS / KEYS / AUXILIARY

CYL-48











Keys

CL-Series

Cam and Cam Substitutions for Schlage Mortise Cylinders to Operate Other Manufacturer's Locks

	Modular Cylinder (introduced in July 2010)		Interchangeable Core FSIC & SFIC	Classic Standard Non-IC	Everest, Primus Non-IC
CAM Substitutions only allowed on these cylinder numbers: Order Example: 20-001 X B210-731 626 S123	20-001, 20-002, 20-500, 20-501, 20-515, 20-700, 20-701, 20-715, 26-021		20-059, 20-061, 26-064, 20-763, 20-771, 26-091, 26-094, 80-302, 80-110, 80-132, 80-102	For Standard Pinned Cylinders Manufactured before July 2010 Not Available with Cylinder	For Primus & Everest Cylinders Manufactured before July 2010 Not Available with Cylinder
	11/8", 13/8", 15/8"	11/4", 11/2", 13/4"	N/A	N/A	N/A
Corbin Russwin® DL4000 Series (Old Corbin 420 and Russwin 1503)	B520-730  Dim. X = .153 Y = .761	B520-731  Dim. X = .153	B520-254 (was XB11-426) 	B520-295 (was XB11-458)  Dim. X = .155 Y = .775	B520-366 (was XB11-656) 
Corbin Russwin® ML2200 Series (Old Corbin 7000-9000 and Russwin 4000-5000) All functions except ML2255 and ML2242 inside (see straight cam)	B520-732  Dim. X = .236 Y = .731	B520-733  Dim. X = .236 Y = .731	B520-253 (was XB11-352) 	B520-233 (was XB08-899)  Dim. X = .232 Y = .729	B520-309 (was XB11-629) 
Corbin Russwin A65 ML2200 master ring deadbolt functions manufactured before 6/10/93 and old Russwin cast iron residential locks. For all Best 40H Series & 30H Deadbolt function	B520-734  Dim. X = .242 Y = .757	B520-735  Dim. X = .242 Y = .757	B520-360 (was XB11-817) 	B520-223 (was XB03-142)  Dim. X = .235 Y = .729	B520-367 (was XB11-887) 
Yale® 2160 Arrow® #004 Sargent® 13-0660 All functions except 16 inside and 50 outside	B520-736  Dim. X = .187 Y = .727	B520-737  Dim. X = .187 Y = .727	B520-296 (was XB11-461, replaces XB11-484) 	B520-256 (was XB11-430, replaces XB10-659)  Dim. X = .186 Y = .718	B520-329 (was XB11-631, replaces XB11-630) 
Best 30 Latch Function	L583-476  DIM X = 0.35" DIM Y = 0.72"	L583-477  DIM X = 0.35" DIM Y = 0.72"	K510-730  Dim. X = .338 Y = .71	B502-191 Classic Standard  Dim. X = .338 Y = .71	B502-948 Everest & Primus  Dim. X = .338 Y = .71
Cam substitution with Cylinders shown above are No Charge			Not available for substitution		

Cam	Price	Cam	Price	Cam	Price
B502-191	\$3.50	B520-296	\$12.30	B520-732	\$12.30
B502-948		B520-309		B520-733	
B520-223	B520-329	B520-734			
B520-233	B520-360	B520-735			
B520-253	12.30	B520-366		B520-736	
B530-254		B520-367		B520-737	
B520-256		B520-730		K510-730	
		B520-731			3.50

Competitor Cams for SL Modular Cylinder		
CAM Substitutions only allowed on these cylinder numbers: Order Example: 91-051 X B520-780 626 R123	91-051 118	91-051 114
	1 1/8"	1 1/4"
Corbin Russwin® DL4000 Series (Old Corbin 420 and Russwin 1503)	B520-780 	B520-781 
Corbin Russwin® ML2200 Series (Old Corbin 7000-9000 and Russwin 4000-5000) All functions except ML2255 and ML2242 inside (see straight cam)	B520-782 	B520-783 
Corbin Russwin A65 ML2200 master ring deadbolt functions manufactured before 6/10/93 and old Russwin cast iron residential locks. For all Best 40H Series & 30H Deadbolt function	B520-784 	B520-785 
Yale® 2160 Arrow® #004 Sargent® 13-0660 All functions except 16 inside and 50 outside	B520-786 	B520-787 
Best 30 Latch Function	L583-802 	L583-803 

Cam	Price
B520-780	\$12.30
B520-781	
B520-782	
B520-783	
B520-784	
B520-785	
B520-786	
B520-787	
L583-802	
L583-803	

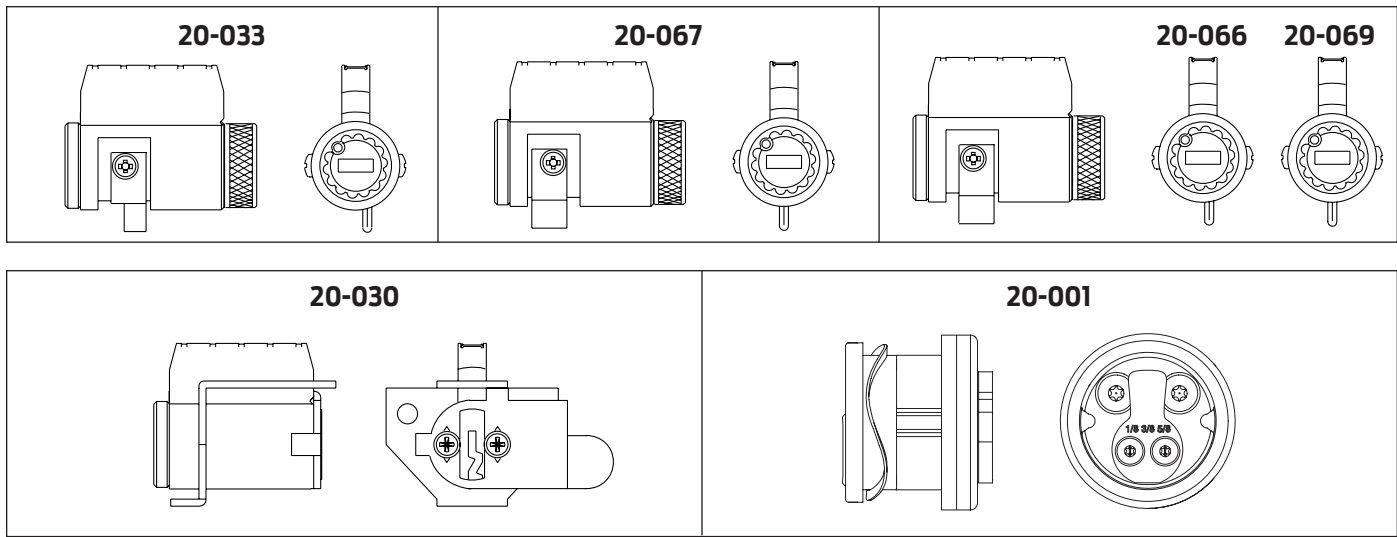
CYLINDERS · Mail Box

CYLINDERS / KEYS / AUXILIARY

CYL-50

Keys

CL-Series



Letter/Mail Box Cylinders and Application Table

Description	Keyway Type	Cam (See Below)	Plug (See CYL-55)	Shell (See CYL-57)	Complete Cylinder	Complete Cyl. Price	
						Open	Restricted
American Device	Classic	C604-268	33-616	C203-726	20-066	\$96.00	\$113.50
	Everest & Everest 29	C604-268	33-234	A100-051			
Auth, 466, 470, 480 Series	Classic	C604-269	33-616	C203-726	20-067	\$96.00	\$113.50
	Everest & Everest 29	C604-269	33-234	A100-051			
Bommer vertical mail box	Classic	L583-476	33-137	N/A	20-001-118	85.00	102.50
	Everest & Everest 29	L583-476	33-138	N/A			
Bommer & Florence, Cutler Mail Chute, Federal Equipment	Classic	C604-269	33-616	C203-726	20-069	96.00	113.50
	Everest & Everest 29	C604-269	33-234	A100-051			
Corbin Wood Products	Classic	C604-271	33-616	C203-726	20-033	96.00	113.50
	Everest & Everest 29	C604-271	33-234	A100-051			
Dura Steel	Classic	C604-088	33-806	A508-653	20-030	96.00	113.50
	Everest & Everest 29	C604-419	33-233				
Notes:	Finishes: 606 and 626. 20-001 also available 605, 612, 613 and 625. Federal law prohibits the master keying of a letter box cylinder.						

Miscellaneous Parts

Part Number	Description	Price Each
B502-468	Screw, 2 required, 20-030 Classic (order multiples of 100)	\$0.34
B502-942	Screw, 20-030 Everest (order multiples of 100)	0.48
C503-346	Spacer, 20-033, 20-066, 20-067, 20-069	1.50
C604-050	Mounting bracket, 20-033	13.70
C604-051	Screw post, 2 req'd, 20-033	2.00
C604-052	Screw, 2 req'd, 20-033	2.70
C604-053	Lock washer, 2 req'd, 20-033	2.70

Miscellaneous Parts

Part Number	Description	Price Each
C604-088	Cam, 20-030 Classic	\$36.20
C604-089	Bracket, 20-030	27.00
C604-226	Screw, 2 req'd, 20-033, 20-066, 20-067, 20-069 (order mult. of 100)	0.26
C604-234	Washer, 2 req'd, 20-033, 20-066, 20-067, 20-069 (order mult. of 100)	0.26
C604-268	Cam, 20-066	23.90
C604-269	Cam, 20-067, 20-069	23.90
C604-271	Cam, 20-033	29.30
C604-419	Cam, 20-030 Everest	36.40

For pins, springs, etc., see **CYL-50**.

Special Cylinders		
Extended Factory Lead Time		
"X" Number	Description	Price Each
Extra Long Mortise Cylinders		
XB03-418	Mortise cylinder (20-001, 30-001 or 30-004), 1 7/8" – 5" long Classic, Everest or Everest 29	\$576.00
XB11-475*	Full size IC mortise cylinder (26-091 or 30-008), 2 1/4" – 5" long Classic, Everest or Everest 29	789.00
	Primus full size IC mortise cylinder (20-763 or 20-798), 2 1/4" – 5" long	1,050.00
	Full size IC mortise cylinder housing less core (20-059 or 30-007) 2 1/4" – 5" long	693.00
XB11-638	Primus mortise cylinder (20-700, 20-787 or 20-789), 1 7/8" – 5" long	1,050.00
Mortise Cylinder with Switch		
XB09-195	Mortise cylinder (20-001) with "on" and "off" switch for key controlled electrical circuits, standard	\$611.00
XB09-795	Same as XB09-195, but double position, Classic Standard only (no master keying available)	818.00
XQ11-804	Primus mortise cylinder (20-700) with "on" and "off" switch for key controlled electrical circuits	831.00
Rim Cylinders		
XB04-618	Conventional standard pinned cylinder (20-021 or 20-022) for doors over 3" thick Insure device/ trim thickness is included in addition to door thickness	\$723.00
	Primus cylinder (20-710) for doors over 3" thick Insure device/ trim thickness is included in addition to door thickness	802.00
XB11-789	Conventional standard pinned cylinder (20-022) with mounting holes for Sargent® exit device	137.00
XB11-790	Primus cylinder (20-710) with mounting holes for Sargent® exit device	280.00
XB11-958	Full size IC, Standard core (20-057) for doors over 3" thick Insure device/ trim thickness is included in addition to door thickness	754.00
	Full size IC, Primus core (20-757) for doors over 3" thick Insure device/ trim thickness is included in addition to door thickness	1,014.00
	Full size IC, housing less core (20-079) for doors over 3" thick Insure device/ trim thickness is included in addition to door thickness	658.00
<i>* Available in 1/4" increments. Order collars or blocking rings separately to fill any gaps.</i>		
Note:	If you are unable to find your required hardware solution in this price book, please use the Schlage Innovation Center Process in the Forms and Example section.	

CYLINDERS / KEYS / AUXILIARY

CYL-52

Keys

CL-Series

Original Manufacturer Nickel Silver Pins-Full Size Cylinders				
Part Number		Description		
Part Number	Type	Size	Price Each	
34-101	Top pins	#1	Order in multiples of 100 \$0.08	
34-102		#2		
34-103		#3		
34-202	Master pins	#2		
34-203		#3		
34-204		#4		
34-205		#5		
34-206		#6		
34-207		#7		
34-208		#8		
34-209		#9		
34-300		Bottom pins		#0
34-301	#1			
34-302	#2			
34-303	#3			
34-304	#4			
34-305	#5			
34-306	#6			
34-307	#7			
34-308	#8			
34-309	#9			
34-007	Everest & Everest 29 check pin	—		Order in multiples of 50 1.60

Primus® Finger Pins and Sidebars		
Part Number	Description	Price Each
34-001	Finger pin #1	Order in multiples of 100 \$1.00
34-002	Finger pin #2	
34-003	Finger pin #3	
34-004	Finger pin #4	
34-005	Finger pin #5	
34-006	Finger pin #6	
34-058	Finger pin #7	
C603-950	Sidebar	4.00

Cap and Cap Pin		
Part Number	Description	Price Each
C503-116*	Cap pin (non-IC)	Order in multiples of 100 \$0.22
C503-118*	Cap	Order in multiples of 25 1.60
C603-827	Full Size IC Cap Pin	Order in multiples of 100 0.26

*See CYL-13 for KC-Series cap and cap pin

Construction Balls, RCK		
Part Number	Description	Price Each
34-401	Pack of 1,000 ball bearings	\$32.00

Springs		
Part Number	Description	Price Each
C503-113	Pin tumbler spring (including Primus)	Order in multiples of 100 \$0.20
C503-115	Cap retainer pin spring (including Primus)	
C603-951	Primus finger pin spring and Everest check pin spring	
C603-952	Primus sidebar spring	

Ward Rings		
Part Number	Description	Price Each
K510-045	Stop ring for hotel function Everest & Everest 29 mortise cylinders	3.70
K510-434	Stop ring for hotel function Classic mortise cylinders	3.70

Ordering Shaded prices are specified in unit quantities (per piece) and must be ordered in multiples.
Example:
Order 100 34-300, Receive 1 bag of 100 pins. Price = \$8.00

Original Manufacturer Nickel Silver Pins				
Part Number	Description		PriceEach	
	Type	Size		
34-902	Master/ build-up/ top pins	#2B	Order in multiples of 100 \$0.10	
34-903		#3B		
34-904		#4B		
34-905		#5B		
34-906		#6B		
34-907		#7B		
34-908		#8B		
34-909		#9B		
34-910		#10B		
34-911		#11B		
34-912		#12B		
34-913		#13B		
34-914		#14B		
34-915		#15B		
34-916		#16B		
34-917		#17B		
34-918		#18B		
34-919		#19B		
34-800		Bottom pins		#0A
34-801	#1A			
34-802	#2A			
34-803	#3A			
34-804	#4A			
34-805	#5A			
34-806	#6A			
34-807	#7A			
34-808	#8A			
34-809	#9A			
34-950	Everest & Everest 29 check pin	-	1.60	

Ordering
Shaded prices are specified in unit quantities (per piece) and must be ordered in multiples.
Example:
Order 100 34-300,
Receive 1 bag of 100 pins. Price = \$8.00

SFIC Caps		
Part Number	Description	Price Each
34-952	21C Cap	Order in multiples of 500 \$0.08

SFIC Springs		
Part Number	Description	Price Each
C504-114	20S Tumbler spring	Order in multiples of 500 \$0.08
C504-116	Everest & Everest 29 check spring pin	Order in multiples of 100 0.20

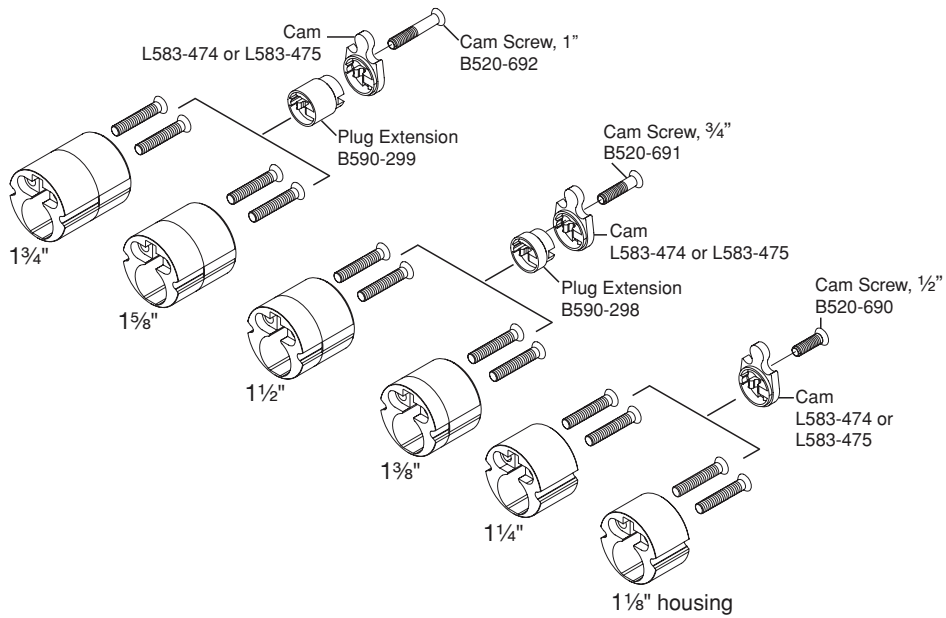
SFIC Plug Retainer		
Part Number	Description	Price Each
C603-936	Plug retainer	Order in multiples of 20 \$1.90
Note:	SFIC plug retainer is compatible with SFIC Everest products manufactured after October 18, 2002.	

L Pins For SL Cylinders		
Part Number	Description	Price Each
90-200	L-PIN, 0	\$1.00
90-201	L-PIN, 1	
90-202	L-PIN, 2	
90-203	L-PIN, 3	
90-204	L-PIN, 4	
90-205	L-PIN, 5	
90-206	L-PIN, 6	
90-207	L-PIN, 7	
90-208	L-PIN, 8	
90-209	L-PIN, 9	
90-200-2	L-PIN, MASTER, 0,2	
90-200-4	L-PIN, MASTER, 0,4	
90-200-6	L-PIN, MASTER, 0,6	
90-200-8	L-PIN, MASTER, 0,8	
90-201-3	L-PIN, MASTER, 1,3	
90-201-5	L-PIN, MASTER, 1,5	
90-201-7	L-PIN, MASTER, 1,7	
90-201-9	L-PIN, MASTER, 1,9	
90-202-4	L-PIN, MASTER, 2,4	
90-202-6	L-PIN, MASTER, 2,6	
90-202-8	L-PIN, MASTER, 2,8	
90-203-5	L-PIN, MASTER, 3,5	
90-203-7	L-PIN, MASTER, 3,7	
90-203-9	L-PIN, MASTER, 3,9	
90-204-6	L-PIN, MASTER, 4,6	
90-204-8	L-PIN, MASTER, 4,8	
90-205-7	L-PIN, MASTER, 5,7	
90-205-9	L-PIN, MASTER, 5,9	
90-206-8	L-PIN, MASTER, 6,8	
90-207-9	L-PIN, MASTER, 7,9	
Order single cut and master L pins in multiples of 100		
90-201-3-5	L-PIN, CROSS-KEY, 1,3,5	1.00
90-201-3-7	L-PIN, CROSS-KEY, 1,3,7	
90-201-3-9	L-PIN, CROSS-KEY, 1,3,9	
90-201-5-7	L-PIN, CROSS-KEY, 1,5,7	
90-201-5-9	L-PIN, CROSS-KEY, 1,5,9	
90-201-7-9	L-PIN, CROSS-KEY, 1,7,9	
90-203-5-7	L-PIN, CROSS-KEY, 3,5,7	
90-203-5-9	L-PIN, CROSS-KEY, 3,5,9	
90-203-7-9	L-PIN, CROSS-KEY, 3,7,9	
90-205-7-9	L-PIN, CROSS-KEY, 5,7,9	
90-201-3-5-7	L-PIN, CROSS-KEY, 1,3,5,7	
90-201-3-5-9	L-PIN, CROSS-KEY, 1,3,5,9	
90-201-5-7-9	L-PIN, CROSS-KEY, 1,3,7,9	
90-203-5-7-9	L-PIN, CROSS-KEY, 3,5,7,9	
90-201-3-5-7-9	L-PIN, CROSS-KEY, 1,3,5,7,9	
90-200-2-4	L-PIN, CROSS-KEY, 0,2,4	
90-200-2-6	L-PIN, CROSS-KEY, 0,2,6	
90-200-2-8	L-PIN, CROSS-KEY, 0,2,8	
90-200-4-6	L-PIN, CROSS-KEY, 0,4,6	
90-200-4-8	L-PIN, CROSS-KEY, 0,4,8	
90-200-6-8	L-PIN, CROSS-KEY, 0,6,8	
90-202-4-6	L-PIN, CROSS-KEY, 2,4,6	
90-202-4-8	L-PIN, CROSS-KEY, 2,4,8	
90-202-6-8	L-PIN, CROSS-KEY, 2,6,8	
90-204-6-8	L-PIN, CROSS-KEY, 4,6,8	
90-200-2-4-6	L-PIN, CROSS-KEY, 0,2,4,6	
90-200-2-4-8	L-PIN, CROSS-KEY, 0,2,4,8	
90-200-2-6-8	L-PIN, CROSS-KEY, 0,2,6,8	
90-202-4-6-8	L-PIN, CROSS-KEY, 2,4,6,8	
90-200-2-4-6-8	L-PIN, CROSS-KEY, 0,2,4,6,8	
Order cross-key L pins in multiples of 25		

Springs For SL Cylinders		
Part Number	Description	Price Each
C604-472	SPRING, LOCKING SIDEBAR	\$0.22
C603-952	END CAP PIN SPRING	
C603-951	L PIN SPRING	
C604-472	CHECK PIN SPRING	
Order in multiples of 100		

End Cap and End Cap Pin For SL		
Part Number	Description	Price Each
90-211	END CAP	\$1.80
90-002	END CAP PIN	0.22
Order in multiples of 50		

Cylinder Parts For SL		
Part Number	Description	Price Each
90-210	LOCKING SIDE BAR	\$4.30
C604-471	RETAINING CLIP	0.60
34-950	CHECK PIN, EVEREST B, EVEREST 29 R	1.70
90-212	TOP COVER	0.12
Order in multiples of 50		



Modular Housing Interchangeability

Housing		Cam	Cam Screw	Plug Extension
Part Number	Size	Part Number		
B520-721	1-1/8"	L583-474	B520-690	-
B520-722	1-1/4"	L583-475	B520-690	-
B520-723	1-3/8"	L583-474	B520-691	B590-298
B520-724	1-1/2"	L583-475	B520-691	B590-298
B520-725	1-5/8"	L583-474	B520-692	B590-299
B520-726	1-3/4"	L583-475	B520-692	B590-299

CYLINDERS / KEYS / AUXILIARY

CYL-56

Keys

CL-Series

Plugs, Key-in-Knob/Lever, Deadlock and Mail Box

Part Number	Description	Price Each
33-005*	5-Pin (except F51 and F80), C, CE, E and F keyways only	\$40.40
33-137	6-Pin Classic Standard	
33-007	Sargent & Yale, Classic Standard	27.10
33-059*	5-Pin, F, FA-Series Knobs, BEL, GEO, PLY, AND, DNB (C keyway only)	
33-059-149*	5-Pin, F-Series Knobs, ORB, C keyway only	40.70
33-060	Corbin Russwin CK4200, UT5200 Classic Standard	
33-065*	5-Pin, F, FA-Series Levers, ACC, AVA, FLA, CLT, CHP, STA (C keyway only)	27.20
33-080	Corbin Russwin CK4200, UT5200 Classic Primus UL437 / Classic Primus XP UL437	102.00
33-081	Corbin Russwin CK4200, UT5200 Classic Primus / Classic Primus XP	72.30
33-119	Everest Primus / Everest Primus XP and Everest 29 Primus / Everest 29 Primus XP	75.80
33-154	Classic Primus UL437 / Classic Primus XP UL437	97.60
33-136	Classic Primus / Class Primus XP	75.80
33-162	Sargent & Yale, Classic Primus UL437 / Classic Primus XP UL437	102.00
33-163	Sargent & Yale, Classic Primus / Classic Primus XP	72.80
33-167	B600 Plug, Classic	49.40
33-186	B600 Plug, Everest	53.30
33-213	PLUG, CYL, KIK, SL, 7-PIN	42.80
33-214	PLUG, CYL, KIK, SL, 7-PIN, PRIMUS	75.80
33-216	6-pin Classic, hotel function	57.40
33-221	Everest Primus UL437/Everest Primus XP UL437 & Everest 29 Primus UL437/ Everest 29 Primus XP UL437	102.00
33-222	Corbin Russwin CK4200, UT5200, Everest Primus / Everest Primus XP and Everest 29 Primus / Everest 29 Primus XP	11.00
33-223	Corbin Russwin CK4200, UT5200, Everest Primus UL437/Everest Primus XP UL437 & Everest 29 Primus UL437/ Everest 29 Primus XP UL437	102.00
33-224	Sargent & Yale, Everest Primus / Everest Primus XP and Everest 29 Primus / Everest 29 Primus XP	72.80
33-225	Sargent & Yale, Everest Primus UL437/Everest Primus XP UL437 & Everest 29 Primus UL437/ Everest 29 Primus XP UL437	102.00
33-138	Everest & Everest 29 Standard	42.80
33-231	Sargent & Yale, Everest & Everest 29 Standard	
33-232	Corbin Russwin CK4200, UT5200, Everest & Everest 29 Standard	
33-233	Mail box 20-030 Everest & Everest 29 Standard	
33-234	Mail box 20-033, 20-066, 20-067, 20-069 Everest & Everest 29 Standard	57.40
33-235	Everest & Everest 29 hotel function	
33-616	Mail box 20-033, 20-066, 20-067, 20-069 Classic Standard	43.00
33-806	Mail box 20-030 Classic Standard	
Notes:	Specify finish: 606 (430 for F-Series Knobs & Levers) and 626 (429 for F-Series Knobs & Levers).	
	* These plugs are pre-drilled for lost ball construction keying (33-005 is pre-drilled in C keyway only).	

Modular Cylinders Plugs-Key In lever/ Knob

Part Number	Description	Price Each
33-137	6 Pins, Plug, Classic	\$40.40
33-138	6 Pins, Plug, Everest	42.80
33-136	6 Pins, Plug, Classic Primus / Primus XP	75.80
33-119	6 Pins, Plug, Everest Primus / Primus XP	75.80

Plugs, Full Size Interchangeable Core

Part Number	Description	Price Each
33-058*	Classic Standard	\$44.30
33-133	Everest & Everest 29 Standard hotel function	
33-139	Everest Primus / Everest Primus XP and Everest 29 Primus / Everest 29 Primus XP	76.40
33-160	Classic Primus / Classic Primus XP	
33-236	Everest & Everest 29 Standard	60.40
Notes:	Specify 606 or 626 finish.	
	IC cap pins and cap pin springs must be ordered separately.	
	*For L-Series Classic hotel cylinders, specify "warded."	

Key in Lever/ Knob -Modular Cylinders Type

Part Number	Description	Price Each
A508-653	6 Pin, Body & Cover, Classic, Everest, Everest 29	\$31.70
A508-655	6 Pin, Body & Cover, Primus/Primus XP	59.70
33-213	PLUG, CYL, KIK, SL, 7-PIN	42.80
33-214	PLUG, CYL, KIK, SL, 7-PIN, PRIMUS	75.80

Back Housings-Modular Cylinder

Part Number	Description	Price Each
B520-721	Back Housing, Mortise 1-1/8"	\$8.90
B520-722	Back Housing, Mortise 1-1/4"	8.90
B520-723	Back Housing, Mortise 1-3/8"	8.90
B520-724	Back Housing, Mortise 1-1/2"	35.40
B520-725	Back Housing, Mortise 1-5/8"	35.40
B520-726	Back Housing, Mortise 1-3/4"	35.40
B520-727	Back Housing, Rim	8.90
K110-480 316	Front housing 643e finish	8.90
K110-480 605	Front housing 605 finish	8.90
K110-480 606	Front housing 606 finish	8.90
K110-480 609	Front housing 609 finish	8.90
K110-480 612	Front housing 612 finish	8.90
K110-480 613	Front housing 613 finish	11.80
K110-480 619	Front housing 619 finish	8.90
K110-480 622	Front Housing 622 finish	8.90
K110-480 625	Front housing 625 finish	8.90
K110-480 626	Front housing 626 finish	6.10
K110-480 629	Front housing 629 finish	8.90
K110-480 630	Front housing 630 finish	8.90
		Order in Multiples of 100
B520-690	Screw, Cam , 5-40 X 1/2" (for modular cylinders length 1 1/8" & 1 1/4")	\$0.24
B520-691	Screw, Cam , 5-40 X 3/4" (for modular cylinders length 1 3/8" & 1 1/2")	0.44
B520-692	Screw, Cam , 5-40 X 1" (for modular cylinders length 1 5/8" & 1 3/4")	0.60
B520-693	Modular cylinder housings screws, 8-32 X 7/8"	1.70
B590-298	Plug extension 1-3/8", 1-1/2"	2.70
B590-299	Plug extension 1-5/8", 1-3/4"	2.70

Ordering
Shaded prices are
specified in unit
quantities
(per piece) and must
be ordered in multiples.

Example:
 Order 100 B520-690,
 Receive 1 bag of 100
 cam screws. Price = \$24.00

Parts - CYLINDERS

CYLINDERS / KEYS / AUXILIARY

CYL-58

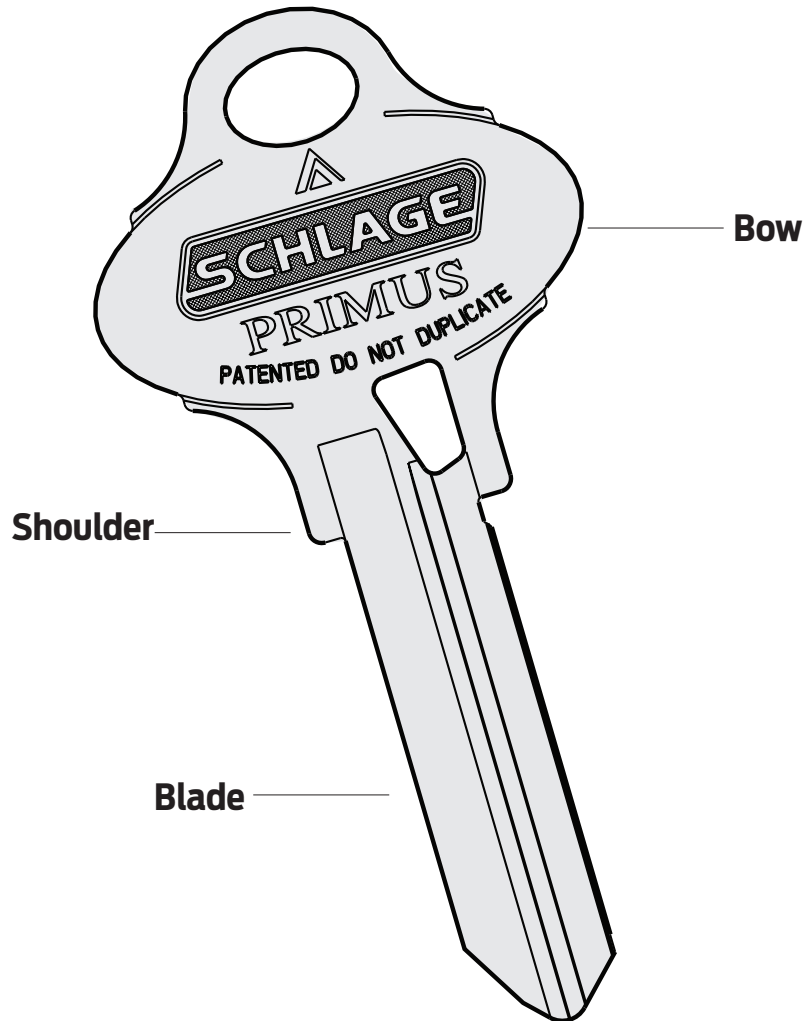
Keys

CL-Series

Shells, Key-in-Knob/Lever, Deadlock and Mail Box		
Part Number	Description	Price Each
A100-049	Sargent 8 Line Everest & Everest 29 Standard	\$36.70
A100-050	Sargent 6 Line Everest & Everest 29 Standard	
A100-051	Mail box 20-033, 20-066, 20-067, 20-069 Everest & Everest 29 Standard	
C203-726	Corbin Russwin CK4200, UT5200 Everest & Everest 29 Standard	
A508-655	6-Pin, Body & Cover, Primus / Primus XP	65.10
A201-690	Corbin Russwin CK4200, UT5200 Primus / Primus XP	63.80
A201-691	Corbin Russwin CK4200, UT5200 Classic Standard	31.70
A508-653	6 Pin, Body & Cover, Classic/Classic, Everest, Everest 29	
A201-848	5-Pin Classic (except F-Series Knobs & Levers)	
A100-045	Sargent 8 Line Classic Standard	
A100-046	Sargent vertical Standard	65.10
A100-047	Sargent 8 Line Primus® / Primus XP	
A100-048	Sargent vertical Primus / Primus XP	36.70
C203-726	Mail box 20-033, 20-066, 20-067, 20-069 Classic Standard	

Shells, Interchangeable Core			
Part Number	Specify Finish	Description	Price Each
B220-006	•	Everest & Everest 29 Standard	\$36.70
B220-117	•	Everest & Everest 29 hotel function, Schlage logo	
B220-280	•	Primus / Primus XP	74.60
B220-282	•	6-Pin Classic Standard (except hotel function)	35.30
B220-284	•	Classic hotel function, Schlage logo	
Note:		Finishes: 606 and 626 only.	

Modular Cylinders Mortise and Rim Cylinders Components & Service Kits		
Part Number	Description	Price Each
09-992	Service kit- Back Housing for 1 1/8" length Back Housing B520-721 Mortise 1 1/8", 2 Housing screws B520-693, cam screw B520-690 Order front housing and cam separately	\$9.00
09-993	Service kit-Back Housing for 1 1/4" length B520-722 Mortise 1 1/4", 2 Housing screws B520-693, cam screw B520-690 Order front housing and cam separately	10.40
09-994	Service kit -back housing for 1 3/8" length B520-723 Back Housing Mortise 1 3/8", plug extension B590-298, cam screw B520-691, 2 housing screws B520-693. Order front housing and cam separately	16.40
09-995	Service kit- back housing for 1 1/2" length Back Housing, B520-724 Mortise 1 1/2", 2 Housing screws B520-693, plug extension B590-298, cam screw B520-691. Order front housing and cam separately	42.80
09-996	Service kit- back housing for 1 5/8" length Back Housing, B520-725 Mortise 1 5/8", 2 Housing screws B520-693, plug extension B590-299, cam screw B520-692. Order front housing and cam separately	42.80
09-997	Service kit-back housing for 1 3/4" length Back Housing, B520-726 Mortise 1 3/4", 2 Housing screws B520-693, plug extension B590-299, cam screw B520-692. Order front housing and cam separately	42.80
09-998	Service kit-back housing Rim Cyl Back Housing Rim B520-727, housing screws B520-693, Tail piece B502-899, Driver B502-310, back plate & screws B202-328. Order front housing and cam separately	21.40



KEYS

Ordering Procedures

To order Schlage products, descriptive data should be in the same sequence as shown below.

Line Item	Qty	Product	Outside		Inside		Hand	Latch	Strike	Dr Thk	Ext	DIM	Additional Details
			DES	FIN	DES	FIN							
1	100	35-272 S123											

Line Item: Line item number

Qty: Quantity

Product: Product number + keyway

Outside Des: Not Applicable

Outside Fin: Not Applicable

Inside Des: Not Applicable

Inside Fin: Not Applicable

Hand: Not Applicable

Latch: Not Applicable

Strike: Not Applicable

Dr Thk: Not Applicable

Ext: Not Applicable

Dim: Not Applicable

Additional

Details: Primus XP #, Everest 29 Facility Code, Locksmith ID#, Additional stamping instructions

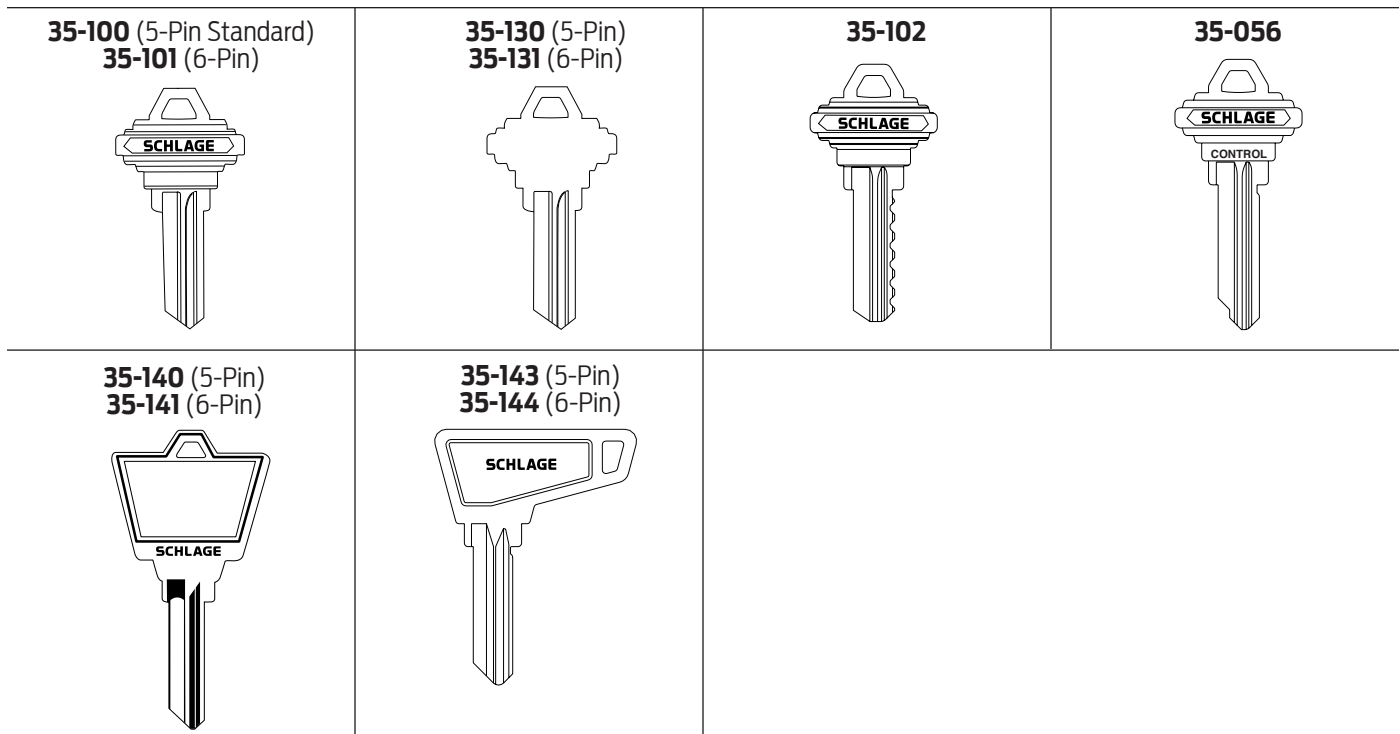
Common Pricing Information

1. Cut keys ordered with locks are priced according to appropriate extra cut key charge listed on page Keys-26.
2. Grand master sections L, LP (Primus) and Y are supplied in stainless steel only and are recommended to be cut at the factory only.
3. Stamping standards and charges are listed on page Keys-18.
4. Keying services and associated charges are listed on page Keys-22.
5. All primus Level 1+ and 7 key orders must contain the locksmith ID.
6. All restricted key orders are subject to the restricted keyway sales policies are listed in Terms & Conditions.
7. Master, grand master sections (H, J, K, L, etc.) for key blanks can be ordered in any quantity and are not subject to the purchasing in multiples of 50

Table of Contents

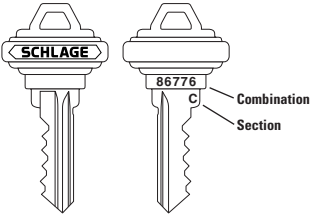
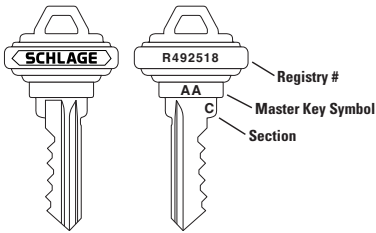
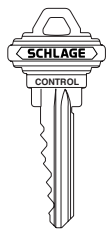
Keys Ordered Separately	Keys-4
Classic Standard Key Blanks	Keys-4
Classic Standard Cut Keys	Keys-5
Everest® Full Size Standard Key Blanks and Cut Keys	Keys-6
Everest® Small Format IC Key Blanks and Cut Keys.....	Keys-7
Key Blanks, Best® Key Sections.....	Keys-7
Everest 29™ Full Size Standard Key Blanks and Cut Keys	Keys-8
Everest 29™ Small Format IC Key Blanks and Cut Keys	Keys-9
Classic Primus® Key Blanks, Cut Keys and I.D. Cards	Keys-10
Classic Primus® XP Key Blanks, Cut Keys and I.D. Cards	Keys-11
Everest® Primus® Key Blanks, Cut Keys and I.D. Cards.....	Keys-12
Everest® Primus® XP Key Blanks, Cut Keys and I.D. Cards	Keys-15
Split Key Construction Keys	Keys-17
Special Keys	Keys-17
Presentation Keys	Keys-18
Key Stamping	Keys-19
Cylinder Stamping	Keys-20
Construction Core Program	Keys-21
Full Size Construction Core Program.....	Keys-21
Small Format Construction Core Program.....	Keys-22
Keying Charges	Keys-23
Contract Master Keying	Keys-23
Contract Construction Keying (CK)/Split Key Construction Keying.....	Keys-23
Other Keying (Non-Master Keyed)	Keys-23
Residential Master Keying (RMK) and/or Residential Construction Keying (RCK).....	Keys-24
Custom Presentation Keys, Homeowners Document Folders	Keys-25
Bitting Lists (Transcripts)	Keys-26
KSC Generic Key Charts.....	Keys-26
Keys Ordered with Locks or Cylinders	Keys-27
Pack Change Keys Independently (PKI)	Keys-27
SITEMASTER 200®	Keys-28
Key System Management Software	Keys-28
How To Order	Forms & Examples
Letter of Authorization	Keys-29
Primus Order Check List.....	Keys-30
Master Keyed Order Form and Example	Keys-31
Master Key System System Summary.....	Keys-35
Primus Face Sheet.....	Keys-45
Primus Signature Form	Keys-47

Cylinders: Schlage Cylinder and Keyway Terminology.



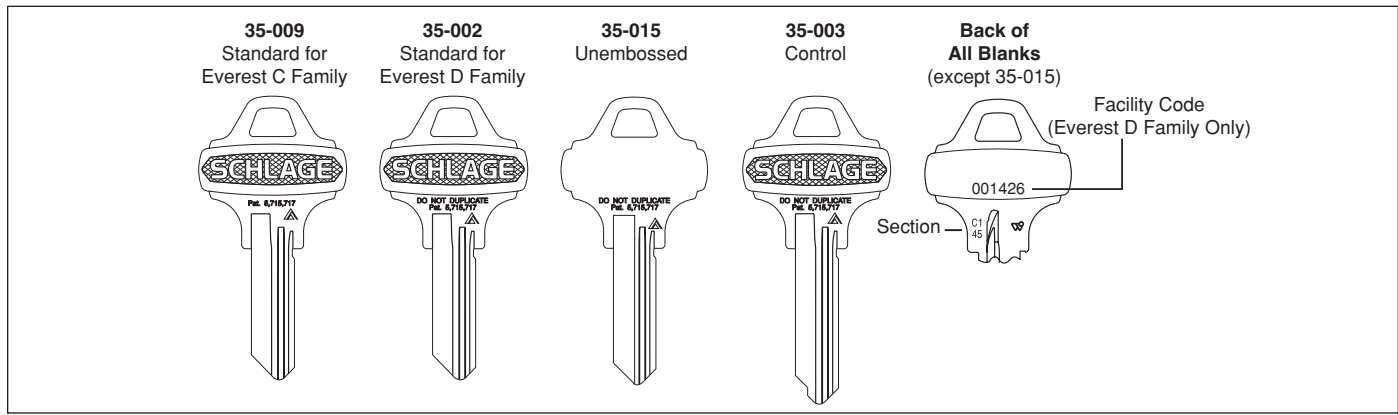
Classic Standard Key Blanks			
Part Number	Description	Price Each	
		Standard Sections	Restricted Sections
Standard Bow			
35-100	5-Pin	Standard bow, embossed both sides	
35-130		Standard bow, unembossed both sides	
35-101	6-Pin	Standard bow, embossed both sides	
35-131		Standard bow, unembossed both sides	
35-102	Emergency	Standard bow, embossed both sides, notched for all ward positions	
35-056	Control	Standard bow, embossed both sides	
35-076		Standard bow, unembossed both sides	
35-077		Hotel Function, embossed both sides	
35-079		Hotel Function, unembossed both sides	
Large Bow			
35-140	5-Pin	Large bow, embossed both sides	
35-141	6-Pin		
Access Bow			
35-143*	5-Pin	Access bow, embossed both sides	
35-144**	6-Pin		
Note: Large bow custom logo keys are available as key blanks only. Cut keys are not available.			
* Available with C, CE, E, and F key sections only.			
** Available with all sections except L and Y.			

Keys Ordered Separately - KEYS & KEYING

<p>48-100 (5-Pin) 48-101 (6-Pin)</p> 	<p>49-100 (5-Pin) 49-101 (6-Pin)</p> 	<p>48-056 49-056</p> 
<p>Standard markings unless otherwise specified. See page Keys-18 for additional key stamping information.</p>		

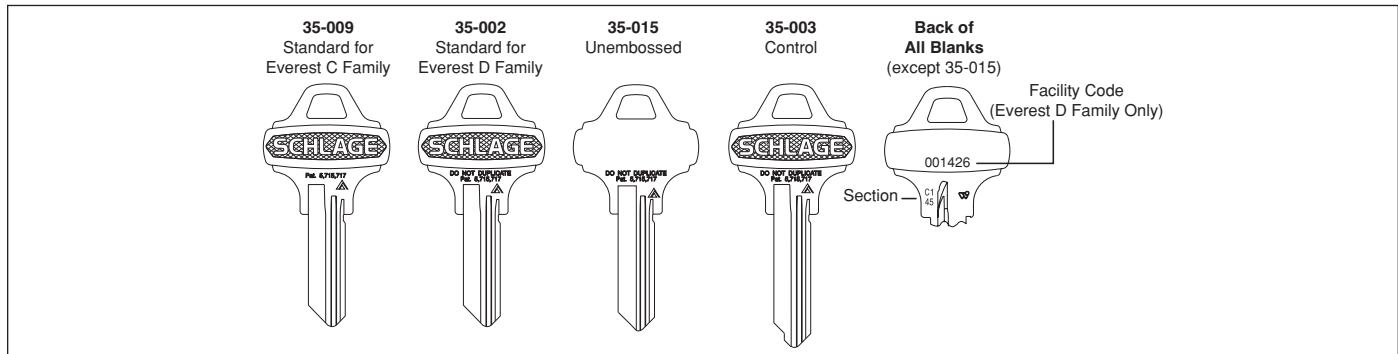
Classic Standard Cut Keys			Price Each	
Part Number	Description		Standard Sections	Restricted Sections
Standard Bow				
48-100	5-Pin	Standard bow, embossed both sides	\$6.20	\$16.30
48-101	6-Pin			
48-130	5-Pin	Standard bow, unembossed both sides	16.30	16.30
48-131	6-Pin			
48-102	Emergency	Standard bow, embossed both sides, notched for all ward positions	16.30	16.30
48-056	Control	Standard bow, embossed both sides	16.30	16.30
48-076		Standard bow, unembossed both sides		
48-077		Hotel Function, embossed both sides		
48-079		Hotel Function, unembossed both sides		
Large Bow				
48-140	5-Pin	Large bow, embossed both sides	8.90	-
48-141	6-Pin			
Access Bow				
48-143*	5-Pin	Access bow, embossed both sides	8.90	-
48-144**	6-Pin			
	*	Available with C, CE, E, and F key sections only.		
	**	Available with all sections except L and Y.		

Classic Standard Master Keys			Price Each	
Part Number	Description			
Standard Bow				
49-100	5-Pin	Standard bow, embossed both sides	10.80	
49-101	6-Pin			
49-130	5-Pin	Standard bow, unembossed both sides	16.30	
49-131	6-Pin			
49-102	Emergency	Standard bow, embossed both sides, notched for all ward positions	16.30	
49-056	Control	Standard bow, embossed both sides		
49-076		Standard bow, unembossed both sides		
49-077		Hotel Function, embossed both sides		
49-079		Hotel Function, unembossed both sides		
Large Bow				
49-140	5-Pin	Large bow, embossed both sides	14.60	
49-141	6-Pin			
Access Bow				
49-143*	5-Pin	Access bow, embossed both sides	14.60	
49-144**	6-Pin			

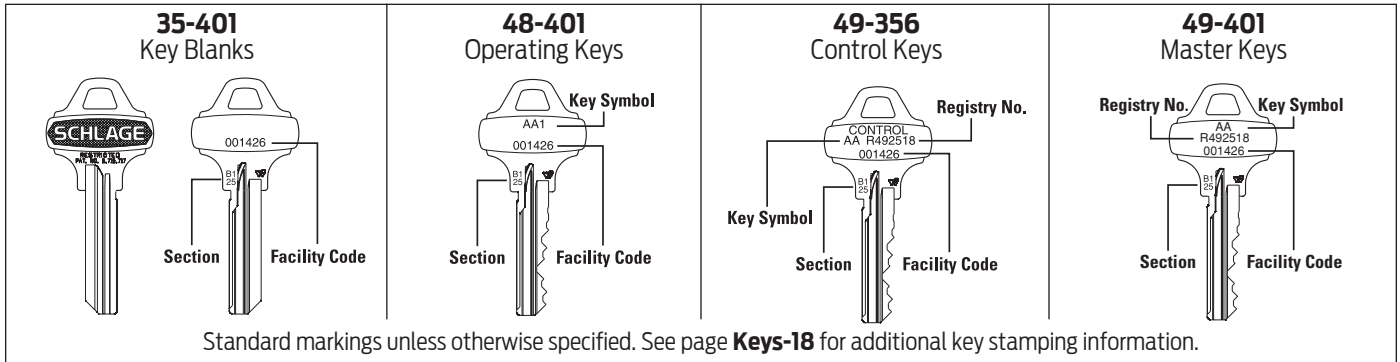


Full Size Everest Standard Key Blanks			
Description	Part Number	C Family Open Sections	D Family Restricted Sections
Standard embossed key	35-009	Order in multiples of 50	
DO NOT DUPLICATE embossed key	35-002	\$3.50	—
DO NOT DUPLICATE unembossed key	35-015		\$7.20
Control key, DND embossed	35-003	5.80	7.20
Control key, DND, hotel function	35-016		
Emergency key blank, DND	35-007		7.20

Note: 1) See page **Keys-12** for key stamping options.




Full Size Everest Standard Cut Keys			
Description	Part Number	C Family Open Sections	D Family Restricted Sections
Standard key	48-009	\$9.10	—
DO NOT DUPLICATE key	48-002		\$16.80
DO NOT DUPLICATE key, unembossed	48-015		
Set-up key	48-013	16.80	—
Master key	49-009		16.80
Master key, DO NOT DUPLICATE	49-002		
Master key, DO NOT DUPLICATE, unembossed	49-015		
Control key DND std., non-factory system	48-003		
Control key DND std., factory system	49-003		
Control key DND, hotel function, non-factory	48-016		
Control key DND, hotel function, factory sys.	49-016		
Emergency key DND, non-factory system	48-007		
Emergency key DND, factory system	49-007		



Standard markings unless otherwise specified. See page **Keys-18** for additional key stamping information.

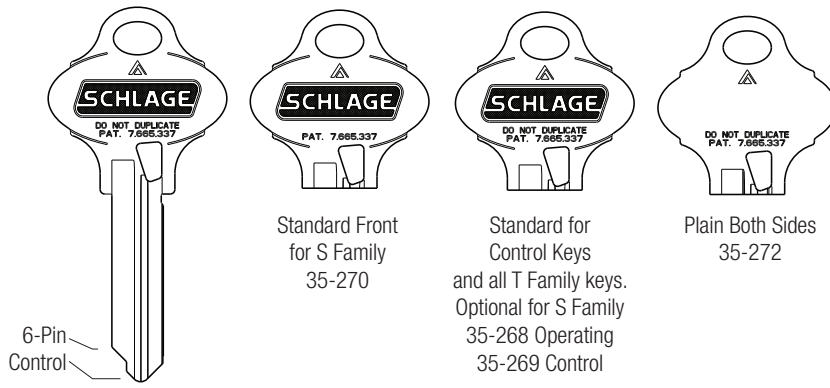
Small Format Interchangeable Core Keys, Everest Restricted Key Sections

Part Number	Description	Price Each
Key Blanks		
35-401	Embossed key blank (control and operating)	Order in multiples of 50 \$6.80
35-021	Unembossed key blank (control and operating)	
35-425	Embossed key blank (Everest SL) (B keyways only)	
35-426	Unembossed key blank (Everest SL) (B keyways only)	
Cut Keys		
48-401	Embossed operating key	13.30
48-021	Unembossed operating key	
49-401	Embossed master key	13.70
49-021	Unembossed master key	
49-356	Embossed control key	
49-022	Unembossed control key	
49-425	Embossed master key (Everest SL) (B keyways only)	
49-426	Unembossed master key (Everest SL) (B keyways only)	
48-425	Embossed control key (Everest SL) (B keyways only)	
48-426	Unembossed control key (Everest SL) (B keyways only)	



Key Blanks, Best® Key Sections

Part Number	Description	Price Each
35-310	Key blank, 6 or 7-pin Specify keyway using B suffix: AB = A, BB=B, CB=C, DB = D, DDB=DD, EB = E, FB = F, GB = G, HB = H, JB = J, KB = K, LB = L, NB=N, MB = M, RB=R, TBB=TB, TBD=TD, QB=Q.	Order in multiples of 50 \$3.10
Notes:	Key stamping not available on 35-310 key blanks.	



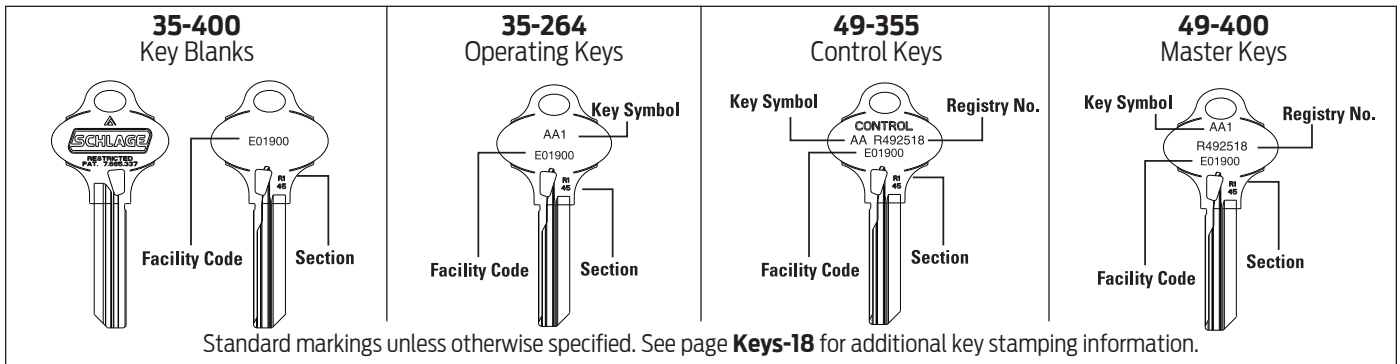
Standard markings unless otherwise specified. See **Keys-18** for additional key stamping information.

Full Size Everest 29™ Standard Key Blanks

Description	Part Number	S Family Open Sections	T Family Restricted Sections
Standard embossed key	35-270	Order in multiples of 50	
DO NOT DUPLICATE embossed key	35-268	\$3.60	—
DO NOT DUPLICATE unembossed key	35-272		\$7.20
Control key, DND embossed	35-269	5.80	7.20
Control key, DND, hotel function	35-267		7.20
Emergency key blank, DND	35-271		7.20
Everest 29 Shim, duplicating (Order in packs of 10)	40-225	0.60	

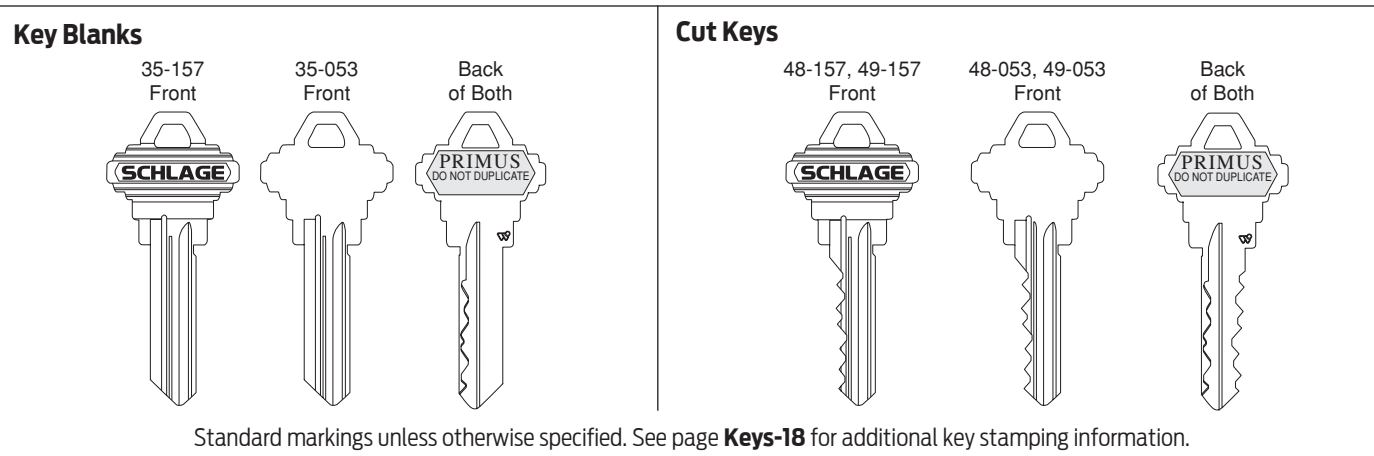
Full Size Everest 29 Standard Cut Keys

Description	Part Number	S Family Open Sections	T Family Restricted Sections
Standard key	48-270	\$9.10	—
DO NOT DUPLICATE key	48-268		\$16.80
DO NOT DUPLICATE key, unembossed	48-272		
Set-up key	48-034	16.80	—
Master key	49-270		16.80
Master key, DO NOT DUPLICATE	49-268		
Master key, DO NOT DUPLICATE, unembossed	49-272		
Control key DND std., non-factory system	48-269		
Control key DND std., factory system	49-269		
Control key DND, hotel function, non-factory	48-267		
Control key DND, hotel function, factory system	49-267		
Emergency key DND, non-factory system	48-271		
Emergency key DND, factory system	49-271		



Small Format Interchangeable Core Keys, Everest 29 Restricted Key Sections

Part Number	Description	Price Each
Key Blanks		
35-400	Embossed key blank (control and operating)	Order in multiples of 50 \$7.20
35-429	Embossed key blank - Everest 29 SL (control and operating - R keyway only)	
35-264	Unembossed key blank (control and operating)	
35-430	Unembossed key blank - Everest 29 SL (control and operating - R keyway only)	
Cut Keys		
48-400	Embossed operating key	15.70
48-264	Unembossed operating key	
49-400	Embossed master key	15.70
49-264	Unembossed master key	
49-355	Embossed control key	
49-000	Unembossed control key	
49-429	Embossed master key (Everest SL - R keyway only)	
49-430	Unembossed master key (Everest SL - R keyway only)	
48-429	Embossed control key (Everest SL - R keyway only)	
48-430	Unembossed control key (Everest SL - R keyway only)	

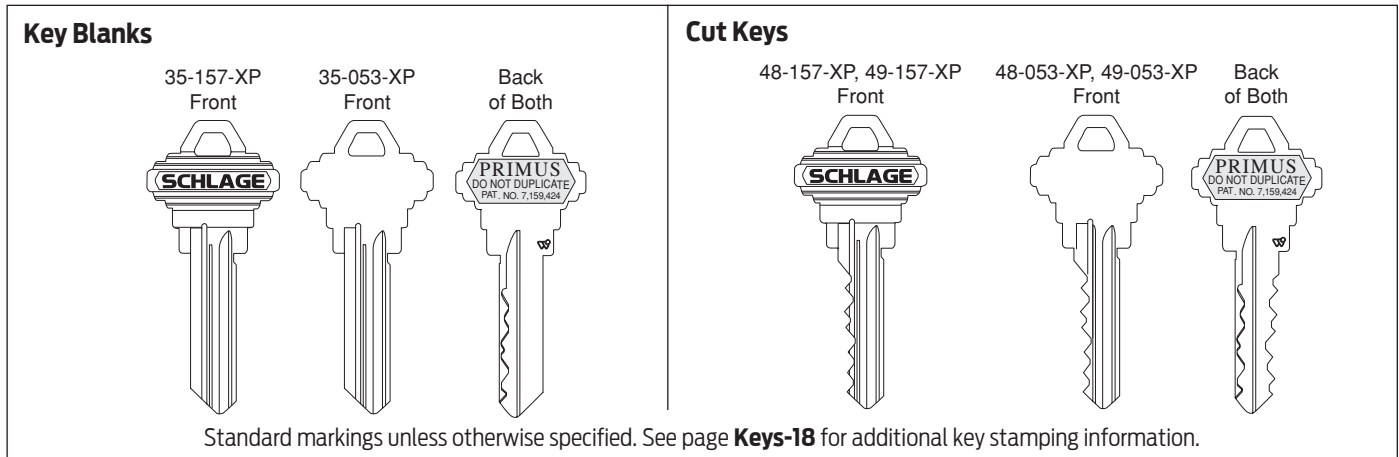


Classic Primus Key Blanks and Cut Keys

Part Number	Description	Price Each
Key Blanks		
35-157	Standard bow, embossed both sides	Order in multiples of 50 \$8.40
35-053	Standard bow, unembossed one side, "PRIMUS" logo on one side	
35-171	Standard Bow, Stainless steel LP section key	55.90
35-172	Control Key, Standard Bow Stainless Steel, LP section only	55.90
35-116	Large bow, embossed both sides	13.70
35-115	Access bow, embossed both sides	
35-158	Control key, standard bow, embossed both sides	13.20
35-052	Control key, standard bow, unembossed one side, "PRIMUS" logo on one side	
35-159	Lockout key, standard bow, embossed both sides	
Cut Keys		
48-157	Standard bow, embossed both sides	20.60
48-053	Standard bow, unembossed one side, "PRIMUS" logo on one side	
48-171	Standard bow, stainless steel LP section key	78.90
48-116	Large bow, embossed both sides	26.30
48-115	Access bow, embossed both sides	
48-158	Control key, standard bow, embossed both sides	20.10
48-052	Control key, standard bow, unembossed one side, "PRIMUS" logo on one side	
48-172	Control key, stainless steel LP section control key	
48-159	Lockout key, standard bow, embossed both sides	20.60
Master Keys		
49-157	Standard bow, embossed both sides	20.60
49-053	Standard bow, unembossed one side, "PRIMUS" logo on one side	
49-171	Standard bow, stainless steel LP section key	78.90
49-116	Large bow, embossed both sides	26.30
49-115	Access bow, embossed both sides	
49-158	Control key, standard bow, embossed both sides	20.60
49-052	Control key, standard bow, unembossed one side, "PRIMUS" logo on one side	
49-172	Control key, stainless steel LP section control key	

Classic Primus I.D. Cards

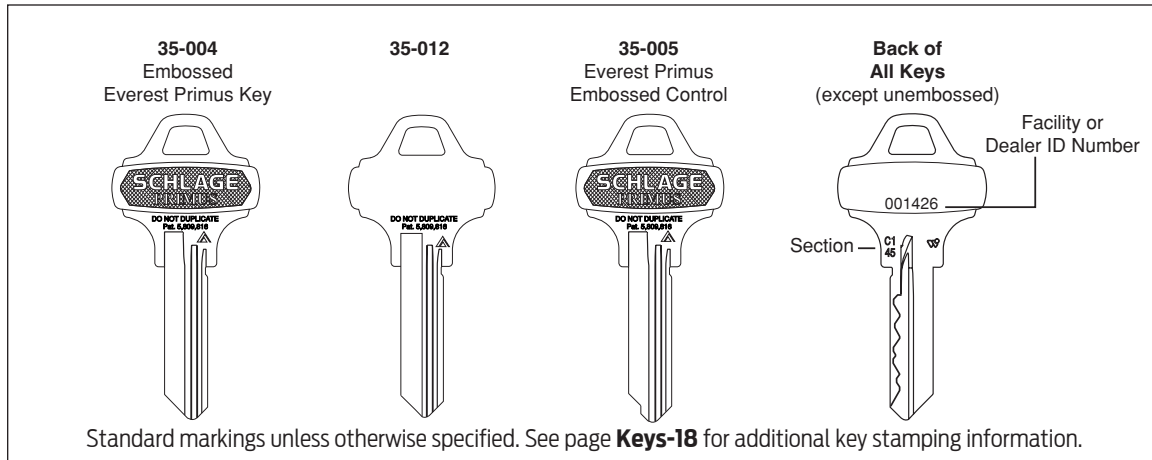
Part Number	Level	Price Each
40-061	1	Order in multiples of 50 \$3.50
40-065	1 Plus	
40-062	2	



Classic Primus XP Key Blanks and Cut Keys

Part Number	Description	Price Each
Key Blanks		
35-157-XP	Standard bow, embossed both sides	Order in multiples of 50 \$8.40
35-053-XP	Standard bow, unembossed one side, "PRIMUS" logo on one side	
35-171-XP	Standard Bow, Stainless Steel LP section	55.90
35-172-XP	Control Key, Standard Bow Stainless Steel, LP section only	55.90
35-116-XP	Large bow, embossed both sides	13.70
35-115-XP	Access bow, embossed both sides	
35-158-XP	Control key, standard bow, embossed both sides	13.20
35-052-XP	Control key, standard bow, unembossed one side, "PRIMUS" logo on one side	
35-159-XP	Lockout key, standard bow, embossed both sides	13.20
Cut Keys		
48-157-XP	Standard bow, embossed both sides	20.60
48-053-XP	Standard bow, unembossed one side, "PRIMUS" logo on one side	
48-171-XP	Standard bow, stainless steel LP section key	78.90
48-116-XP	Large bow, embossed both sides	26.30
48-115-XP	Access bow, embossed both sides	
48-158-XP	Control key, standard bow, embossed both sides	20.10
48-052-XP	Control key, standard bow, unembossed one side, "PRIMUS" logo on one side	
48-172-XP	Control key, stainless steel LP section control key	90.70
48-159-XP	Lockout key, standard bow, embossed both sides	20.60
Master Keys		
49-157-XP	Standard bow, embossed both sides	20.60
49-053-XP	Standard bow, unembossed one side, "PRIMUS" logo on one side	
49-171-XP	Standard bow, stainless steel LP section key	78.90
49-116-XP	Large bow, embossed both sides	26.30
49-115-XP	Access bow, embossed both sides	
49-158-XP	Control key, standard bow, embossed both sides	20.60
49-052-XP	Control key, standard bow, unembossed one side, "PRIMUS" logo on one side	
49-172-XP	Control key, stainless steel LP section control key	90.70

Classic Primus I.D. Cards		
Part Number	Level	Price Each
40-061-XP	1	Order in multiples of 50 \$3.50
40-065-XP	1 Plus	
40-062-XP	2	

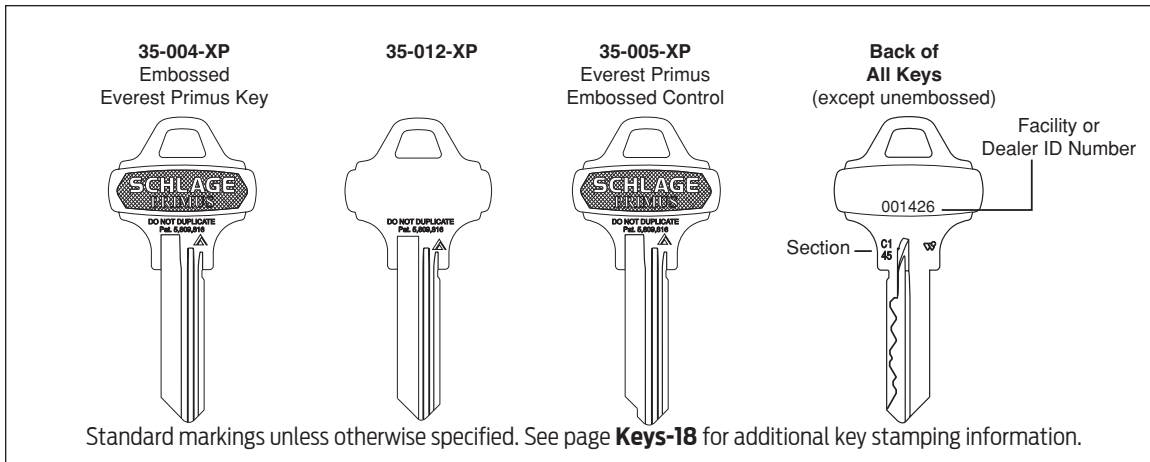


Everest Primus Key Blanks and Cut Keys

Part Number	Description		Price Each
Key Blanks			
35-004	6-Pin	Standard bow, embossed one side	Order in multiples of 50 \$8.50
35-012		Standard bow, unembossed	
35-005	Control	Control key, standard bow, embossed one side	13.40
35-013		Control key, standard bow, unembossed	
35-006	Lockout	Lockout key, standard bow, embossed one side	
35-019		Lockout key, standard bow, unembossed	
Cut Keys			
48-004	6-Pin	Standard bow, embossed one side	20.60
48-012		Standard bow, unembossed	
48-005	Control	Control key, standard bow, embossed one side	
48-020		Control key, standard bow, unembossed	
48-006	Lockout	Lockout key, standard bow, embossed one side	
48-019		Lockout key, standard bow, unembossed	
Master Keys			
49-004	6-Pin	Standard bow, embossed one side	20.60
49-012		Standard bow, unembossed	
49-005	Control	Control key, standard bow, embossed one side	
49-020		Control key, standard bow, unembossed	

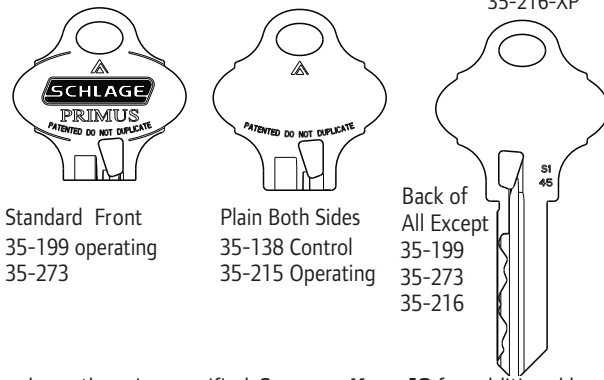
Everest Primus I.D. Cards

Part Number	Level	Price Each
40-060	1	Order in multiples of 50 \$4.30



Everest Primus XP Key Blanks and Cut Keys			
Part Number	Description		Price Each
Key Blanks			
35-004-XP	6-Pin	Standard bow, embossed one side	Order in multiples of 50 \$8.50
35-012-XP		Standard bow, unembossed	
35-005-XP	Control	Control key, standard bow, embossed one side	13.40
35-013-XP		Control key, standard bow, unembossed	
35-006-XP	Lockout	Lockout key, standard bow, embossed one side	
35-019-XP		Lockout key, standard bow, unembossed	
Cut Keys			
48-004-XP	6-Pin	Standard bow, embossed one side	20.60
48-012-XP		Standard bow, unembossed	
48-005-XP	Control	Control key, standard bow, embossed one side	
48-020-XP		Control key, standard bow, unembossed	
48-006-XP	Lockout	Lockout key, standard bow, embossed one side	
48-019-XP		Lockout key, standard bow, unembossed	
Master Keys			
49-004-XP	6-Pin	Standard bow, embossed one side	20.60
49-012-XP		Standard bow, unembossed	
49-005-XP	Control	Control key, standard bow, embossed one side	
49-020-XP		Control key, standard bow, unembossed	

Everest Primus XP I.D. Cards		
Part Number	Level	Price Each
40-060-XP	7 or 8	Order in multiples of 50 \$4.30



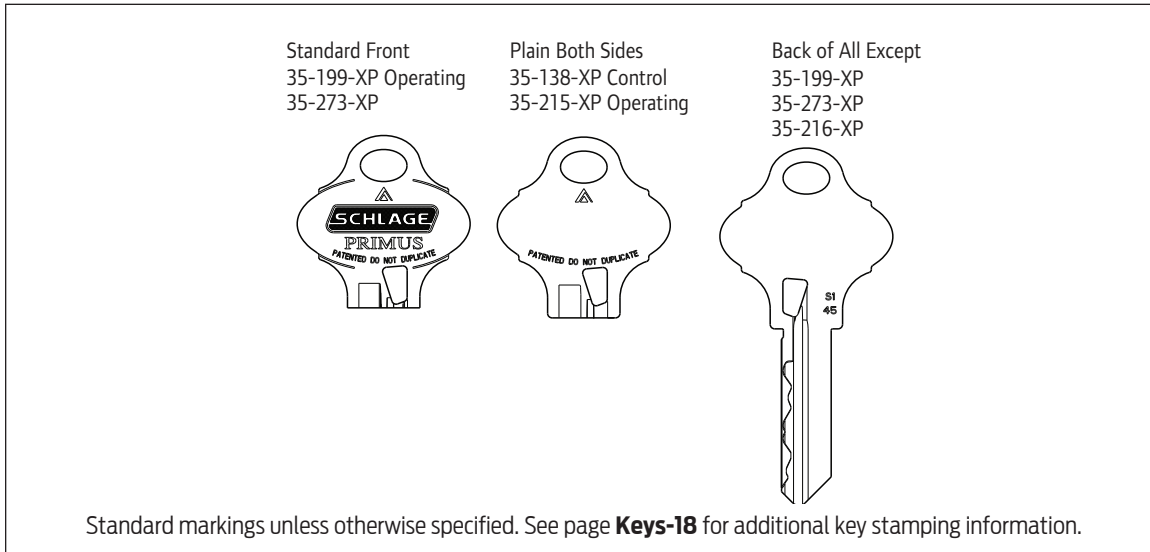
Standard markings unless otherwise specified. See page **Keys-18** for additional key stamping information.

Everest 29 Primus Key Blanks and Cut Keys

Part Number	Description		Price Each
Key Blanks			
35-199	6-Pin	Standard bow, embossed one side	Order in multiples of 50 \$8.80
35-215		Standard bow, unembossed	
35-273	Control	Control key, standard bow, embossed one side	14.00
35-138		Control key, standard bow, unembossed	
35-216	Lockout	Lockout key, standard bow, embossed one side	
35-218		Lockout key, standard bow, unembossed	
Cut Keys			
48-199	6-Pin	Standard bow, embossed one side	21.60
48-215		Standard bow, unembossed	
48-273	Control	Control key, standard bow, embossed one side	
48-014		Control key, standard bow, unembossed	
48-216	Lockout	Lockout key, standard bow, embossed one side	
48-218		Lockout key, standard bow, unembossed	
Master Keys			
49-199	6-Pin	Standard bow, embossed one side	21.60
49-215		Standard bow, unembossed	
49-273	Control	Control key, standard bow, embossed one side	
49-023		Control key, standard bow, unembossed	

Everest 29 Primus I.D. Cards

Part Number	Level	Price Each
40-060	7 or 8	Order in multiples of 50 \$4.30



Everest 29 Primus XP Key Blanks and Cut Keys

Part Number	Description	Price Each
Key Blanks		
35-199-XP	6-Pin Standard bow, embossed one side	Order in multiples of 50 \$8.80
35-215-XP		
35-273-XP	Control Control key, standard bow, embossed one side	14.00
35-138-XP		
35-216-XP	Lockout Lockout key, standard bow, embossed one side	14.00
35-218-XP		
Cut Keys		
48-199-XP	6-Pin Standard bow, embossed one side	21.60
48-215-XP		
48-273-XP	Control Control key, standard bow, embossed one side	21.60
48-014-XP		
48-216-XP	Lockout Lockout key, standard bow, embossed one side	21.60
48-218-XP		
Master Keys		
49-199-XP	6-Pin Standard bow, embossed one side	21.60
49-215-XP		
49-273-XP	Control Control key, standard bow, embossed one side	21.60
49-023-XP		

Everest 29 Primus XP I.D. Cards

Part Number	Level	Price Each
40-060-XP	7 or 8	Order in multiples of 50 \$4.30

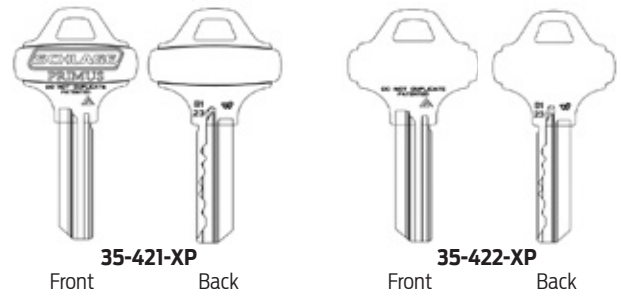
CYLINDERS / KEYS / AUXILIARY

Cylinders

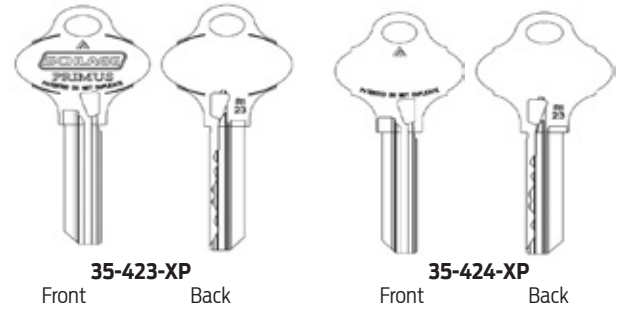
KEYS-16

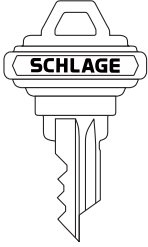

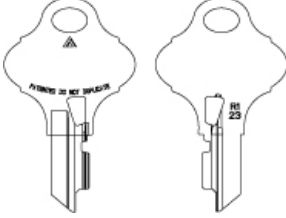

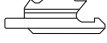

CL-Series

Everest B Keyway Family Primus XP Key Blanks and Cut Keys		
Part Number	Description	Price Each
Key Blanks		
35-421-XP	Standard Bow, Embossed one side	Order in multiples of 50 \$8.80
35-422-XP	Standard Bow, Unembossed	
35-427-XP	Standard Bow, Embossed - Control (Everest SL - B keyway only)	
35-428-XP	Standard Bow, Unembossed - Control (Everest SL - B keyway only)	
Cut Keys		
48-421-XP	Standard Bow, Embossed one side	21.60
48-422-XP	Standard Bow, Unembossed	
48-427-XP	Standard Bow, Embossed (Everest 29 SL)	
48-428-XP	Standard Bow, Unembossed (Everest 29 SL)	
Master Keys		
49-421-XP	Standard Bow, Embossed one side	21.60
49-422-XP	Standard Bow, Unembossed	
49-427-XP	Standard Bow, Embossed - Control (Everest SL - B keyway only)	
49-428-XP	Standard Bow, Unembossed - Control (Everest SL - B keyway only)	

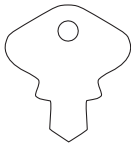
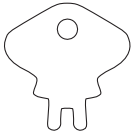
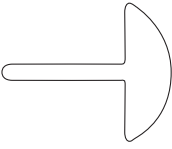
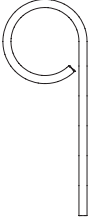


Everest 29 R Keyway Family Primus XP Key Blanks and Cut Keys		
Part Number	Description	Price Each
Key Blanks		
35-423-XP	Standard Bow, Embossed one side	Order in multiples of 50 \$8.80
35-424-XP	Standard Bow, Unembossed	
35-431-XP	Standard Bow, Embossed - Control (Everest 29 SL - R keyway only)	
35-432-XP	Standard Bow, Unembossed - Control (Everest 29 SL)	
Cut Keys		
48-423-XP	Standard Bow, Embossed one side	21.60
48-424-XP	Standard Bow, Unembossed	
48-431-XP	Standard Bow, Embossed - Control (Everest 29 SL - R keyway only)	
48-432-XP	Standard Bow, Unembossed - Control (Everest 29 SL - R keyway only)	
Master Keys		
49-423-XP	Standard Bow, Embossed one side	21.60
49-424-XP	Standard Bow, Unembossed	
49-431-XP	Standard Bow, Embossed - Control (Everest 29 SL - R keyway only)	
49-432-XP	Standard Bow, Unembossed - Control (Everest 29 SL - R keyway only)	




Classic	Everest®	Everest 29	Standard	Hotel Cylindrical
35-104 Key Blank 48-104 Cut Key	35-008 Key Blank 48-008 Cut Key	35-097 Key Blank 48-097 Cut Key	35-110 Classic Blank 48-113 Classic Cut 35-289 Everest Blank 48-289 Everest Cut	35-111 Classic Blank 48-114 Classic Cut 35-231 Everest Blank 48-039 Everest Cut
				
			35-057	
				

Split Key Construction Keys				
Description	Part Number			Price Each
	Classic	Everest	Everest 29	
Key Blanks				
Construction key, standard bow, embossed	35-104	35-008	35-097	\$6.60
Construction insert	35-110	35-289	35-289	9.20
Construction insert, A85, AL85, D85, ND85, or H185 function	35-111	35-231	35-231	
Extractor tool	35-057			22.50
Cut Keys				
Construction key, standard bow, embossed	48-104	48-008	48-097	6.60
Construction insert	48-113	48-289	48-289	9.20
Construction insert, A85, AL85, D85, ND85, or H185 function	48-114	48-039	48-039	
Notes:	Split key construction keys are NOT available for interchangeable core cylinders.			
	Split key construction keys are ONLY available in L, Y, 0000 and ZZZZ Classic sections, C000 and D000 Everest sections and S000 and T000 Everest 29 sections.			

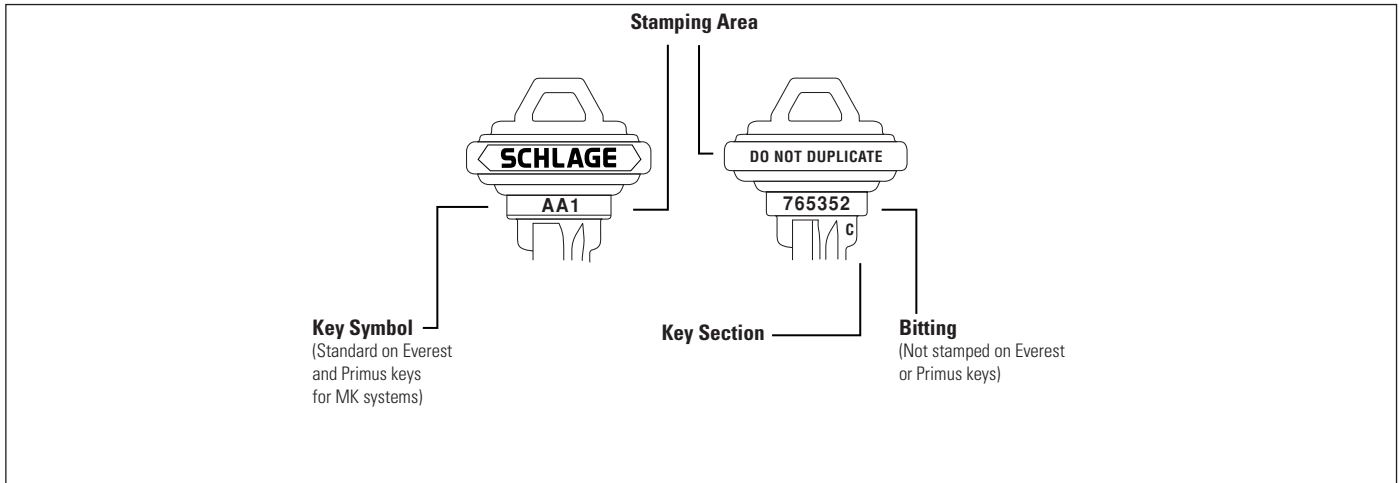
35-250	35-251	L583-233-458	M504-271
			

Special Keys		
Part Number	Description	Price Each
35-250	Emergency key, A40, AL40, D40, or ND40 function	\$5.30
35-251	Spanner key, A85, AL85, D85, ND85, or H185 function	
L583-233-458	Emergency turn, L9040 function (note: for L9040 with outside indicator, a small flathead screwdriver is used instead of an emergency turn)	19.10
M504-271	Emergency key, F40 or S40 function	1.60
61-509	Emergency release key standard size, for occupancy deadbolts (Includes one key, ring, and instruction tag.)	11.00
61-510	Emergency release key large, for occupancy deadbolts (Includes one key, ring, and instruction tag.)	20.90



Presentation Keys

Part Number	Description		Price Each
Key Blanks			
35-223	5-Pin	Velvet case with 2 standard bow Classic gold plated blanks, embossed both sides	\$175.00
35-224	6-Pin		
35-227	5-Pin	Velvet case with 1 large bow Classic gold plated blank, embossed both sides	
35-228	6-Pin		
35-229	6-Pin	Velvet case with 1 Everest gold plated blank	
Cut Keys			
48-223	5-Pin	Velvet case with 2 standard bow Classic gold plated keys, embossed both sides	\$191.00
48-224	6-Pin		
48-227	5-Pin	Velvet case with 1 large bow Classic gold plated key, embossed both sides	
48-228	6-Pin		
48-229	6-Pin	Velvet case with 1 Everest gold plated key	
Master Keys			
49-223	5-Pin	Velvet case with 2 standard bow Classic gold plated keys, embossed both sides	\$207.00
49-224	6-Pin		
49-227	5-Pin	Velvet case with 1 large bow Classic gold plated key, embossed both sides	
49-228	6-Pin		
49-229	6-Pin	Velvet case with 1 Everest gold plated key	
Note:	Customized presentation keys require high-resolution logo file in "tiff" or "eps" format.		



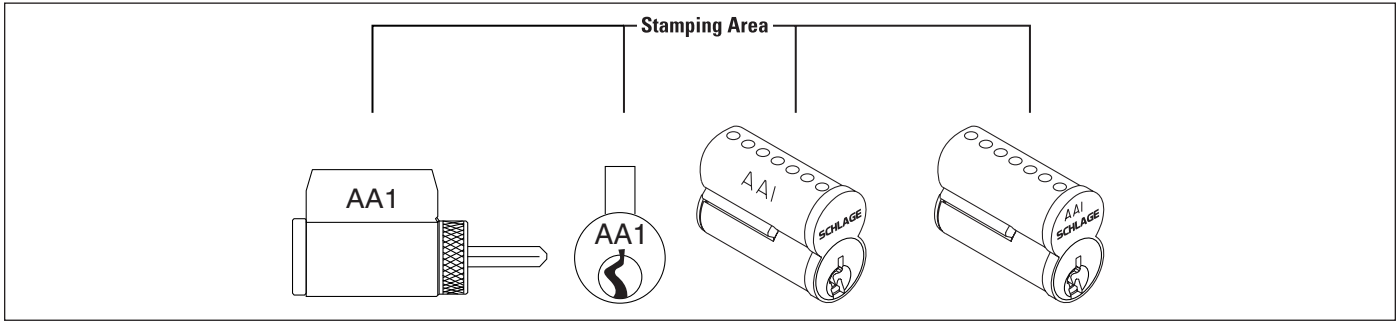
Key Stamping

Description	Notes	Key Type	Specify	Part Number	Price Each Key
Visual Key Control (VKC) with standard key symbols	1, 9	Classic Standard	Stamp key symbol on key	50-217	\$2.80
	1, 2	Everest & all Primus	(furnished as standard)	—	N/C
Non-standard code	1, 5, 8	All Standard & all Primus	Non-standard code	50-003	7.40 per side
DO NOT DUPLICATE		Classic Standard	Stamp key "Do Not Duplicate"	XQ06-878	N/C
		Everest C or Everest 29 S Family Standard	Use 35-002 blanks (C) or 35-268 (S)	—	
	3	Everest B or Everest 29 R Family	(furnished as standard)	—	N/C
		Everest D, Everest 29 T Family, all Primus			
Custom die stamp	4, 5	All Standard & all Primus	Die Stamp Information	50-219	5.00 per side
Delete key section from bow		Classic and Everest Standard, Classic and Everest Primus/Primus XP, Everest Primus	Delete key section	50-220	5.00
Bitting not stamped	9	Classic Standard	Delete key combination	50-221	2.80
		Everest & all Primus	(furnished as standard)	—	N/C
Stamp bitting		Classic Standard	(furnished as standard)	—	N/C
		Everest C or Everest 29 S Family Standard	Stamp key bitting	50-233	7.40
Stamp with Serial Number	7	Restricted Everest (B, D), Everest 29 (R, T)	Stamp Key with Serial Number	50-229	2.90

- Notes:
- 1.) Maximum of 6 characters for VKC, Non Standard Code
 - 2.) Specify "delete key symbol on key" if VKC is not required. Available at no charge.
 - 3.) Everest B and Everest 29 R Family keys are stamped "RESTRICTED".
 - 4.) Contact product support, new dies are subject to a one time charge that is quoted through RFQ process; all new dies remain the property of Schlage Lock Company.
 - 5.) Only available on unembossed keys.
 - 6.) Not available on Primus or Everest B and D or Everest 29 R and T Family keys or on keys with key symbols stamped (VKC).
 - 7.) Serial Number is a Straight Numerical Sequence comprised of 8 digits including leading zeros..
 - 8.) Sequential stamping will be charged as non-standard code (example: AA1-1, AA1-2, etc.).
 - 9.) When selecting VKC (50-217) with DHI standard key symbols for Classic Standard systems, Delete Combination (50-221) will be included at no charge.

When ordered with a lock or cylinder, 50-XXX charges will be added as an option to the product when applicable. Stand alone 50-XXX Charges will be separate lines and priced separately.

Cylinder Stamping · KEYS & KEYING



Cylinder Stamping

Description	Notes	Key Type	Specify	Part Number	Price Each
Visual Key Control (VKC) with standard key symbols or non standard codes	1	Classic Standard, Everest C & D, Everest 29 S & T Standard, (Not available for Primus or Primus XP)	Stamp key symbol or non-conventional code on face (VKC) or Cylinder or core.	50-002	\$6.80
		Everest B Family and Everest 29 R (SFIC)		—	N/C
Concealed Key Control (CKC) with standard key symbols or Non-standard codes	1	Classic Standard, Everest C & D, Everest 29 S & T Standard, Primus and Primus XP cylinders	Stamp key symbol or non-conventional code on side (CKC) of core	50-216	\$6.80
		Everest B Family and Everest 29 R (SFIC)		—	N/C
Note: Maximum of 6 characters for VKC, Non Standard Code or Serial number stamping.					

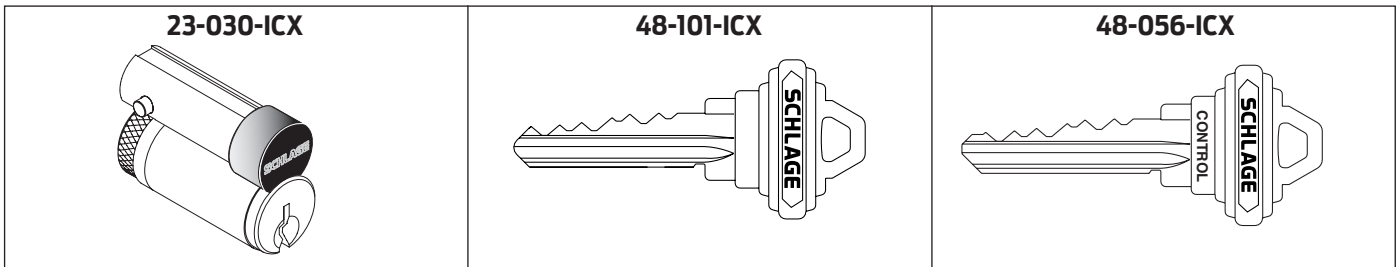
When ordered with a lock or cylinder, 50-XXX charges will be added as an option to the product when applicable. Stand alone 50-XXX Charges will be separate lines and priced separately.

Full Size Construction Core Program

Temporary construction cores may be ordered with full size interchangeable core locks, mortise cylinders and rim cylinders. These cores may also be ordered separately. All construction cores are assessed a non-refundable handling charge (50-231). See **Terms & Conditions** for more information.

Features:

- 6-Pin C keyway.
- Construction cores have a two-tone face: the faceplate is a flat black finish (622) and the plug is unfinished brass.
- Back of each core is marked with the letter that identifies the keyed alike group: A, B or C.
- Construction cores are furnished with no keys (NCK). **Cut keys must be ordered separately.**
- A control key is required to install and remove construction cores. **Control keys must be ordered separately.** If a control key is not ordered, one will be supplied at a charge of \$16.30.
- Construction cores may be returned for credit. Contact your Schlage representative for return authorization. Credit is issued upon receipt of cores at our factory.



Full Size Construction Core Program

Part Number	Description	Specify	Price Each
23-030-ICX	Construction core	New jobs: Specify "ICX" Existing jobs: Specify "ICA", "ICB" or "ICC".	\$73.00
48-101-ICX	Cut key for construction phase (order separately)		8.20
48-056-ICX	Cut control key (order separately)		16.30
50-231	Non-refundable handling charge (per core)		10.40
Notes:	To order mortise and rim cylinders with full size construction cores for a new job, suffix ICX to non-Primus cylinder number. Example: 30-008 ICX. For existing construction core combinations, specify ICA, ICB, or ICC . Construction cores for a given project are keyed alike to one of a limited number of combinations nationwide. Other Schlage projects in the same area using the same or different contractors may use the same key. Where a higher degree of security is desired, order a set of Standard or Primus® cores in 606 or 626 finish keyed alike to a random combination. Specify "KA Group 1". Such cores would not be assessed the handling fee and are not returnable to Schlage.		

Example:

Example for construction core charges and credits. distributor XYZ ordered 150 construction cores with 20 keys and one control key. The following charges apply to this order:

1. 23-030-ICX construction cores (150 units).
2. 48-101-ICX cut keys (20 units).
3. 48-056-ICX cut control key (1 unit).
4. 50-231 Non-refundable handling charge (150 units-one per core ordered).

Upon return of the cores to the factory the distributor will be credited for the following:

1. 23-030-ICX construction cores (150 units).

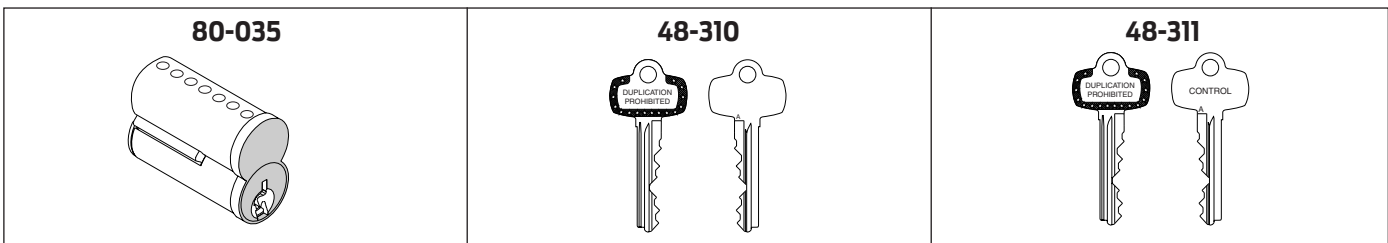
There is no credit for the keys or handling fee.

Small Format Construction Core Program

Temporary construction cores may be ordered with small format interchangeable core locks, mortise cylinders and rim cylinders. These cores may also be ordered separately. All construction cores are assessed a non-refundable handling charge (50-231). See **Terms & Conditions** for more information.

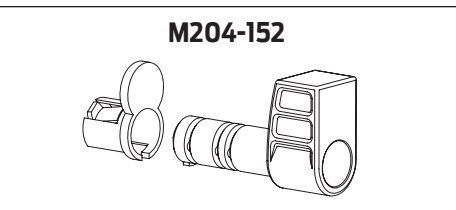
Features:

- Best® A keyway
- Construction cores have a green or brown face. Each color is keyed alike to its own operating and control key.
- Construction cores are furnished with no keys (NCK). **Cut keys must be ordered separately. If construction operating keys are not ordered, one 48-310 cut key will be provided per order at a charge of \$8.70 unless specifically stated to not include.**
- A control key is required to install and remove construction cores. **Control keys must be ordered separately. If a control key is not ordered, one will be supplied at a charge of \$16.30.**
- Construction cores may be returned for credit. Contact your Schlage representative for return authorization. Credit is issued upon receipt of cores at our factory.
- Small format disposable cores may not be returned for credit.



Small Format Construction Cores

Part Number	Description	Specify	Price Each
48-310	Cut key for construction phase (order separately)	Schlage assigns the color for each order at random. If a specific color is required, specify "GRN" for green and "BRN" for brown cores.	\$8.70
48-311	Cut control key (order separately)		16.30
80-035	Construction core		44.00
50-231	Non-refundable handling charge (per core)		10.40



Small Format Disposable Cores

Part Number	Description	Price Each
M204-152	Disposable plastic construction core	\$6.10

Example:

Example for construction core charges and credits. distributor XYZ ordered 150 construction cores with 20 keys and one control key. The following charges apply to this order:

1. 80-035 construction cores (150 units).
2. 48-310 cut keys (20 units).
3. 48-311 cut control key (1 unit).
4. 50-231 Non-refundable handling charge (150 units-one per core ordered).

Upon return of the cores to the factory the distributor will be credited for the following:

1. 80-035 construction cores (150 units).

There is no credit for the keys or handling fee.

Contract Master Keying		
Part Number	Description	Price Each
50-210	Cylinder Master keyed (MK), grand master keyed (GMK), Emergency Master keyed (EMK), and Single keyed (SKD) groups (charge does not apply to interchangeable core)	\$20.10
—	Interchangeable core Master keyed (MK), grand master keyed (GMK), and Single keyed (SKD) groups	N/C
Note:	The Schlage Master Key Department determines and makes the final decision in the selection and use of key sections. 100% Expansion is allowed for new master key systems unless.	

Contract Construction Keying (CK)/Split Key Construction Keying		
Part Number	Description	Price Each
50-211	Cylinder Construction keyed (CK)	\$11.80
Notes:	<p>Construction keyed cylinder charges are in addition to master keying charges.</p> <p>Pack Keys Individual (PKI) 60-000 packing is included at no extra charge.</p> <p>Construction keying not available with Primus cylinders or interchangeable cores. Construction cores may be ordered for Interchangeable core locks, mortise cylinders or rim cylinders for use during construction. See Construction Core Program).</p> <p>Split Key construction keying requires 6 pin cylinders.</p> <p>Construction master keys must be ordered separately</p> <p>Extractor tool (35-057) will be added to all split key construction key orders unless specifically notes to exclude. Charge for 35-057 is \$21.80.</p>	

Other Keying (Non-Master Keyed)		
Part Number	Description	Price Each
—	Cylinder keyed different (KD) or keyed alike to a Schlage selected combination (KA) in sets of 2 or more, include FSIC.	N/C
—	Cylinder 0-bitted or 1-bitted, as applicable*	N/C
50-001	Standard and Primus cylinder keyed to a specified combination	\$10.00
*	<p>Standard non-IC cylinders: Available 0-Bitted. 1-Bitted is not available and if specified, 0-bitted will be furnished. Standard IC cylinders: Furnished 1-bitted. 0-Bitted is not available and if specified, 1-bitted will be furnished.</p> <p>Primus cylinders: All Furnished 0-bitted. 1 bitted is not available and if specified, 0-bitted is furnished.</p>	

When ordered with a lock or cylinder, 50-XXX charges will be added as an option to the product when applicable. Stand alone 50-XXX Charges will be separate lines and priced separately.

Residential Master Keying (RMK) and/or Residential Construction Keying (RCK)

Qualifications:

- Residential projects.
- RMK and/or RCK must be specified on the order.
- Systems are available in 5-Pin C keyway only.
- Systems cannot be combined with Contract Master Key systems.
- Two levels of keying maximum (Change Key and Master Key levels only).
- Maison keying allowed.
- Door detailing and labeling allowable as listed below.

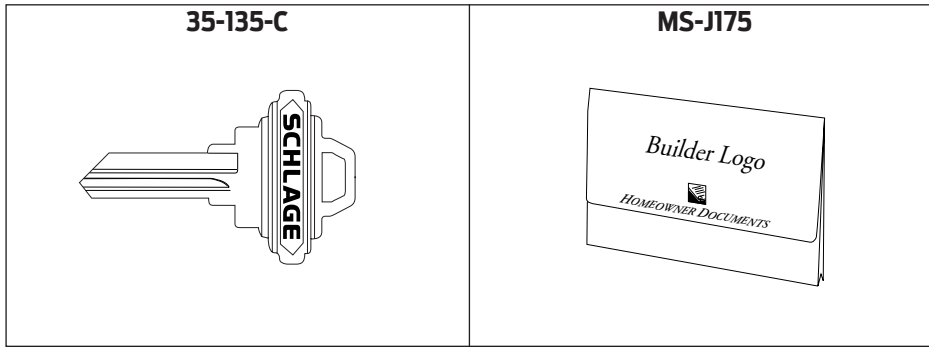
Residential Master Keying (RMK)

Part Number	Description	Price Each
50-223	Cylinder Residential Master keyed (RMK)	\$2.60
49-100	Residential Master Key - Not offered for commercial products	10.80

Residential Construction Keying (RCK)/Lost Ball Construction Keying

Part Number	Description	Price Each
50-224*	Cylinder Residential Construction keyed (RCK)	\$2.60
48-100	Residential Construction Master Key	6.20
Notes:	Lost ball construction device is triggered by the highest level permanent key unless otherwise specified.	
	Change keys packed in envelopes and packed in lock box. PKI packing available at no additional charge.	
	Residential Construction keying charges are in addition to Residential Master keying charges.	

When ordered with a lock or cylinder, 50-XXX charges will be added as an option to the product when applicable. Stand alone 50-XXX Charges will be separate lines and priced separately.



Custom Presentation Keys

Part Number	Description	Price Each
35-135-C*	Large bow custom logo key (minimum order quantity: 400 keys)	\$3.00
50-230	Die charge for key customization (one time charge on initial order)	252.00 net
*	<i>Send Building Partnerships orders to address given at bottom of page.</i>	
Notes:	Large bow custom logo keys are available as key blanks only. Cut keys are not available.	
	Customized presentation keys require high-resolution logo file in "tiff" or "eps" format.	

Homeowners Document Folders

Part Number	Description	Price Each
MS-J175*	Document folder, plain	\$6.30
MS-J175*	Document folder, customized (minimum customized order quantity: 100 folders)	10.50
*	<i>Send Building Partnerships orders to address given at bottom of page.</i>	
	Customized presentation keys require high-resolution logo file in "tiff" or "eps" format.	

Send Building Partnerships orders to:

Trade Marketing
Schlage Lock Company
Residential Customer Service
2119 E. Kansas City Rd.
Olathe, KS 66061
FAX: (800) 366-5625
email: res_contact_center@allegion.com

Bitting Lists (Transcripts)		
Part Number	Description	Price Each
50-123	Bitting list for factory master keyed products (requires written authorization from end-user).	\$233.00*
50-120	Establish new master key system for field master keying (one-time charge). Each bitting is assessed a 50-121 or 50-122 charge below.	34.80
50-121	New master key bitting for cylinders keyed in the field. 50-120 charge assessed if this bitting establishes a new system.	4.50
50-122	New change key bitting for cylinders keyed in the field.	3.50
*	<i>Can be used for SiteMaster download (keying and bitting details) if ordered as such. Please specify SiteMaster download file if applicable in the details column. Information reequired: is Structure or original order number, end user name, city and state (used to verify the structure number). Also required is an email address for the end user, include their full name to address the email and a "Letter Of Authorization".</i>	

KSC Generic Key Charts		
Part Number	Description	Price Each
50-600	6-Pin system with 4,096 change combinations furnished	\$1,292.00
50-700	7-Pin system with 16,384 change combinations furnished	\$1,674.00
Notes:	KSC systems are for dealer or end-user maintained master key systems. KSC systems cannot be converted or tied to factory established or factory maintained systems.	
	KSC systems are furnished with instruction manual and binder.	
	Number of valid/ usable change combinations provided in 50-600 is not guaranteed due to system constraints. 4,096 is the theoretical number possible, actual number of valid/ usable changes will vary.	

When ordered with a lock or cylinder, 50-XXX charges will be added as an option to the product when applicable. Stand alone 50-XXX Charges will be separate lines and priced separately.

Keys Ordered with Locks or Cylinders (2 std bow keys provided with keyed locks or cylinders)		
Part Number	Description	Price Each
50-214	Extra cut Primus keys ordered with lock or cylinder.	\$11.20
50-215	Extra cut standard bow Classic or Everest C or Everest 29 S Family keys ordered with lock or cylinder	4.30
50-227	Extra cut large bow or access bow keys ordered with lock or cylinder	6.70
50-228	Cut large bow or access bow keys substituted for standard bow Classic keys	3.10
50-232	Extra cut Classic restricted families, Everest B Family, Everest D, Everest 29 R and Everest 29 T family keys ordered with lock or cylinder.	8.20

Pack Change Keys Independently (PKI)		
Part Number	Description	Price Each
60-000	Pack change keys independently (PKI) for split key construction keying	N/C
60-001	Pack change keys independently (PKI)	\$0.60

When ordered with a lock or cylinder, 50-XXX charges will be added as an option to the product when applicable. Stand alone 50-XXX Charges will be separate lines and priced separately.



SITEMASTER 200®

Key System Management Software

Description	Part Number	Price Each
Windows Full Version on CD	SM01-391	\$2598.00
Windows Full Version with Lockshop Enhancement	SM01-392	2,873.00
Notes:	SiteMaster manuals have been replaced by an extensive help menu on the CD	
	SiteMaster comes without any information loaded. The download file needs to be ordered (see Part Number 50-123 Page 347 ordering instructions) and Schlage is not responsible to load personnel information, etc.	

Forms

Description	Part Number	Price Each
Key Record Form (order in multiples of 50)	SM01-210	\$0.48

**Download Free Demonstration Software
at allegion.com/us**



DISTRICT 10

**End User
Letterhead - REQUIRED**

District 10 Schools
555 Main Street
End User City, State 55555
(555) 555-5555

May 1, 2003

Date - REQUIRED

To: Schlage Dealer
100 East Avenue
Dealer City, State 11111

**Dealer Name -
RECOMMENDED**

**Include Registry
Number & Facility
Code (stamped on
keys) for existing
key systems**

RE: District 10, Jones Elementary School

Facility Name - REQUIRED

Please consider this authorization to ship product for the above-referenced project.

Jones Elementary School is to be keyed using a new Everest D Restricted Key System. For security reasons, we would like to have all keys for this facility shipped to a location other than the job site. Master keyed products, however, can be shipped directly to the site. This letter authorizes Schlage to ship our restricted products to the following addresses:

Master Keyed Products, Construction Keys, Locks Less
Cylinders, and Locks with Construction Cores

Attn: Building Project Manager
District 10 Schools
555 Main Street
End User City, State 55555

Master Keys, Change Keys, Control Keys, and Key Blanks

Attn: Locksmith
District 10 Lockshop
1201 Fifth Avenue
End User City, State 55555

**Authorized Ship-
To Addresses -
REQUIRED**

These two addresses above serve as our only authorized shipment addresses for all orders placed for our facility. We understand that this letter will be kept on file and referenced for our future orders and that a new letter is only required to add, remove, or change authorized shipping locations.

Sincerely,

End User Representative
Facilities Manager

**End User
Representative
Signature -
REQUIRED**

**Letter may be mailed or faxed to Schlage
Schlage Restricted Order Processing
3899 Hancock Expressway
Colorado Springs, CO 80911**

PRIMUS AND EVEREST PRIMUS ORDERING CHECKLIST

TO FACILITATE ORDER ENTRY FOR KEYS, CYLINDERS, AND CARDS

IMPORTANT NOTES

To expedite processing of all Primus orders, it is highly recommended that Primus products be ordered separately

For Level One Plus and 7, All Cylinder Orders Will Be Supplied LESS KEYBLANKS Unless Otherwise Specified

For All Other Levels, All Cylinder Orders Will Be Supplied WITH KEYBLANKS Unless Otherwise Specified

Cylinders

KEYS-30

CL-Series

PRIMUS	EVEREST PRIMUS
<p><u>FOR LEVEL ONE</u></p> <ul style="list-style-type: none"> ✓ The Distributor's Primus number <u>MUST</u> be provided ✓ The Sequence number <u>MUST</u> be provided <p><u>FOR LEVEL ONE PLUS</u></p> <ul style="list-style-type: none"> ✓ The Distributor's Primus number <u>MUST</u> be provided ✓ The Sequence number <u>MUST</u> be provided ✓ The Locksmith number <u>MUST</u> be provided <p><u>FOR LEVEL TWO</u></p> <ul style="list-style-type: none"> ✓ The Dealer's Primus number <u>MUST</u> be provided ✓ The Sequence number and/or Section <u>MUST</u> be Provided <p><u>FOR LEVELS THREE & FOUR</u></p> <ul style="list-style-type: none"> ✓ Orders Originating a System <u>MUST</u> include both an Original Facesheet and a Signature Card ✓ An Original Facesheet <u>MUST</u> accompany all succeeding orders ✓ The Primus number <u>MUST</u> be indicated on the Facesheet ✓ ALL fields on the Facesheet <u>MUST</u> be completed where applicable 	<p><u>FOR LEVEL SEVEN</u></p> <ul style="list-style-type: none"> ✓ The Distributor's Primus number <u>MUST</u> be provided ✓ The Locksmith's Facility code <u>MUST</u> be provided ✓ The Keyway <u>MUST</u> be provided <p><u>FOR LEVEL EIGHT</u></p> <ul style="list-style-type: none"> ✓ The Distributor's Primus number <u>MUST</u> be provided ✓ The Keyway <u>MUST</u> be provided <p><u>FOR LEVEL NINE</u></p> <ul style="list-style-type: none"> ✓ Orders Originating a System <u>MUST</u> include both an Original Facesheet and a Signature Card ✓ An Original Primus Facesheet <u>MUST</u> accompany all succeeding orders ✓ The Primus number <u>MUST</u> be indicated on the Facesheet ✓ ALL fields on the Facesheet <u>MUST</u> be completed where applicable

All Primus Orders & Supporting Documentation Should be Sent To:

Schlage
 Attn: Primus Order Processing
 3899 Hancock Expressway
 Colorado Springs, CO 80911



MASTER KEY SYSTEM SUMMARY

This form must be attached to the **Master Key Order form and P.O.** Please provide as complete and accurate as possible so we can provide what you need for your Key System.

Job Name
Address
City / State
Country

Account No.
P.O.#

For detailed instructions on how to complete this form please refer to pages 4 & 5

System Overview

- New
 - Existing (provide info below)
 - Attached Dealer Specified Combinations
- Registry # _____
- Structure or
Factory Order # _____

1. Select System

Schlage

- Classic
- Classic Primus *

Everest®

- B (Small Format IC, Restricted *)
- C (Open)
 - Primus**
- D (Restricted *)
 - Primus**

Everest 29™

- R (Small Format IC, Restricted *)
- S (Open)
 - Primus**
- T (Restricted *)
 - Primus**

Falcon

- Standard
- Schlage C
- Restricted *
- Interchangeable Core A2
- Interchangeable Core A4

Everest 29 key sections are backwards compatible to Everest keyways and have the following relationships:

R family sections > B family keyways
S family sections > C family keyways
T family sections > D family keyways

Type

- 5-pin
 - 6-pin
 - 7-pin
- See compatibility chart on page 5

Keyway _____
Specified **: _____

** = The Commercial Master Key Department makes the final decision in the selection of key sections

Construction Keyed Yes No

Full Size Construction Cores ICA ICB ICC
(Schlage Only)

Small Format Construction Cores Brown Green

Construction Keyed Type

- Falcon
- CK (BOK)
- Lost Ball
- Schlage
- CK (Split)
- RCK (5-Pin C only)

2. Select Keys & Key Stamping

Change Keys

No. Of Keys per Symbol _____

No. Of Keys per Cylinder _____

Type

Standard Bow

Standard Bow
(Unembossed)

Access Bow
(Schlage Only)

Large Bow

Key Stamp Details

Keyset Symbol

Do Not Duplicate
(DND)

With Custom Die
(Specify) _____

Non-standard Code (Specify) _____

Change Key Packaging and Shipping Instructions

Pack Keys Independently (PKI) of Lock or Cylinder ***

*** = *Furnished standard at no charge with
Split-Key construction keying*

Yes No

If PKI, ship change keys to:

Dealer

Other _____

See Primus Facesheet

3. Select Cylinder Stamping

Cylinder Stamp Details

With Industry Standard Key Symbol

Non-Standard Code (Specify)

Cylinder Stamping Location

Plug Face (N/A in Primus) - VKC

Concealed (N/A in Falcon STD) - CKC

4. Select Key Quantities

Level	Qty. Per	Master Key Symbol (s)	Total Quantity
GGM _____	_____	_____	_____
GM _____	_____	_____	_____
MK or RMK _____	_____	_____	_____
Control _____	_____	_____	_____
Emergency _____	_____	_____	_____
Others _____	_____	_____	_____

Ship Master Keys To:

Dealer
 See Primus Facesheet
 Other _____

Special Function	Qty. Per		Qty. Per
RCK (Lost Ball) ****	_____	Full Size Construction Core Keys (Schlage Only)	_____
CK (Split Key) ****	_____	Full Size Construction Core Control Keys (Schlage Only)	_____
Extractor Tools ****	_____	Small Format Construction Core Keys	_____
		Small Format Construction Core Control Keys	_____

**** = Use with Construction Keying

5. Master Key Future Expansion

List Future MK Symbols	Approx. # of Change Key Symbols Under Each Future MK
------------------------	--

Example:
 MK..... BJ, BK _____ 40 each _____

GGM_ <input type="checkbox"/>	_____	_____
GM_ <input type="checkbox"/>	_____	_____
MK_ <input type="checkbox"/>	_____	_____
MK_ <input type="checkbox"/>	_____	_____
MK_ <input type="checkbox"/>	_____	_____
MK_ <input type="checkbox"/>	_____	_____
Others_ <input type="checkbox"/>	_____	_____

6. Operating Instructions

(Unless otherwise specified, all hierarchical master keys will operate cross-keyed cylinders)

Cross Keyed Cylinder	is operated by these change keys	Cross Keyed Cylinder	is operated by these change keys
X _____	_____	X _____	_____
X _____	_____	X _____	_____
X _____	_____	X _____	_____
X _____	_____	X _____	_____

7. Instructions and Compatibility

General Information

If you do not know the registry number (R#), structure number or the original factory order number for an existing system, contact Customer Service prior to placing the order:

Tel. 1-877-671-7011
Fax 1-800-452-0663

- Only one structure may be ordered on the same purchase order
- Classic refers to Obverse, Numbered (Paracentric), Quad, and Reverse key section families
- Classic Primus refers to Primus Obverse and Primus Quad key section families

Section 1: Select System

Full Size Construction Cores

- Schlage only

Small Format Construction Cores

- 7-pin only for Schlage
- 6- and 7-pin for Falcon

CK (Split)

- 6-pin for Schlage and Falcon
- Split key construction keying is not available for Classic Primus or Everest 29 Primus

RCK (Lost Ball)

- 5-pin (C keyway) only for Schlage
- 5-, 6-, and 7-pin for Falcon

System Selection

- Refer to the compatibility chart

Section 2: Select Keys and Key Stamping

Stamp Details

- Unless otherwise specified, industry standard key symbols are stamped on Everest 29™ and Primus® keys
- For custom die, attach RFQ approval for Schlage

Section 3: Select Cylinder Stamping

Type

- For cylinder type refer to the compatibility chart

Keyway (specify)

- Schlage Commercial's default key section for new Master Key Systems is Everest™ S145

Section 4: Key Quantities

Level

- Unless otherwise specified, the control key has the same cut as the highest-level key in the system (Except SFIC systems)

Special Function

- Construction keys are not furnished unless specified

Change Keys

- Unless otherwise specified 2 change keys are furnished per lock or cylinder

Section 5: Master Key Future Expansion

- Do not use the letters “I”, “O”, “CK”, “KA, or “KD” for any master key symbols

Section 6: Operating Instructions

- Cross keying reduces the security and expansion of key systems
- Unless otherwise specified, all hierarchical master keys will operate cross-keyed cylinders

Compatibility Chart

	5 Pin	6 Pin	7 Pin	Split Key	Block O-Key	Lost Ball	Tempe Core	A2	A4	0.025	0.018
Schlage											
Classic	X	X		X		X	X				
Everest 29 S		X		X			X				
Everest 29 T		X		X			X				
Everest 29 R			X				X	X			
Classic Primus (XP)		X					X				
Everest 29 Primus (XP)		X					X				
Falcon											
Open	X	X	X		X	X					X
Restricted		X	X		X	X				X	
Schlage C		X		X							
SFIC Open		X	X				X	X	X		
SFIC Restricted		X	X				X	X	X		

Primus Face Sheet

Level 3, 4, and 9 Order Authorization

**THIS ORIGINAL FORM MUST BE MAILED TO SCHLAGE COMMERCIAL DIVISION WITH YOUR ORDER
- FAXED COPIES NOT ACCEPTABLE -**

DISTRIBUTOR INFORMATION ONLY:

DISTRIBUTOR NAME _____ DATE _____

ACCOUNT # _____ DISTRIBUTOR PO# _____

IF SOLD TO ANY ENTITY/INDIVIDUAL OTHER THAN END-USER SPECIFY NAME: _____

PRIMUS SECURITYLEVEL:

<input type="checkbox"/> 3U (no exclusivity)	<input type="checkbox"/> 4Z (time zone exclusivity)	<input type="checkbox"/> 9U (no exclusivity)	<input type="checkbox"/> 9Z (time zone exclusivity)
<input type="checkbox"/> 3G (2-digit zip exclusivity)	<input type="checkbox"/> 4N (nationwide exclusivity)	<input type="checkbox"/> 9G (2-digit zip exclusivity)	<input type="checkbox"/> 9N (nationwide exclusivity)
Classic Keyways		Everest 29 Keyways	

NEW If new, complete project information and attach Primus' Signature Card (Schlage form MS-E130).

Project Name (please print or type) _____

Street (no P.O. Box) _____ City _____ State _____ Zip _____

EXISTING If existing please indicate Primus # _____ (From Primus I.D. Card)

Name and phone # of individual who is knowledgeable about this project, should any clarification be necessary:
()
Name _____ Phone _____

SHIPPING INSTRUCTIONS:

It is the policy of Schlage Commercial to ship Level 3, 4, and 9 products directly to the end user / owner to maximize control and security of your Primus cylinders and keys. Be sure that the shipping address provided below includes the name of the specific individual in your organization to whom Primus cylinders and keys should be shipped. Schlage will ship to alternate locations, if so instructed, with the understanding that the undersigned assumes full responsibility for the security and care of the material to be so shipped. **Unless otherwise specified below, Level 3, 4, and 9 products will be shipped to the original end user / owner address on file.**

Masterkeys may be shipped to a separate location if desired, at no extra charge. If all keys are to be packed and shipped separately, there is an additional charge in accordance with Schlage PKI (Pack Keys Independently) pricing as listed in Schlage's current price book.

ORDER SHIPPING ADDRESS:

Location Name _____

Attention _____

Street (no P.O. Box) _____

City _____ State _____ Zip _____

CHANGE KEY ONLY SHIPPING ADDRESS:

Location Name _____

Attention _____

Street (no P.O. Box) _____

City _____ State _____ Zip _____

MASTER KEY ONLY SHIPPING ADDRESS:

Location Name _____

Attention _____

Street (no P.O. Box) _____

City _____ State _____ Zip _____

ALL KEYS SHIPPING ADDRESS:

Location Name _____

Attention _____

Street (no P.O. Box) _____

City _____ State _____ Zip _____

SIGNATURE BLOCK:

I hereby authorize the above Schlage distributor to order material for the Primus system specified above and I certify that I am the owner, or authorized agent of the owner of the Primus High Security Cylinder System specified above and I am authorized to place this order.

AUTHORIZED SIGNATURE

DATE

Allegion

Schlage

Attn.: Primus Order Processing

3899 Hancock Expressway

Security, CO. 80911

THE PRIMUS FACESHEET MUST BE COMPLETED AND ATTACHED TO YOUR ORDER FORM.
AN INCOMPLETE PRIMUS FACESHEET WILL CAUSE UNNECESSARY DELAYS IN ORDER PROCESSING.

- FAXED COPIES NOT ACCEPTABLE -

Signature Card

For Internal Use Only

Primus# _____ Order# _____

G/Z/E S/M

Level 3, 4, and 9 Order Authorization

THIS SIGNATURE CARD ESTABLISHES AUTHORIZATION TO PURCHASE ADDITIONAL PRIMUS HIGH SECURITY PRODUCT FOR THE SECURITY SYSTEM INSTALLED AT THE ADDRESS BELOW.

**THIS ORIGINAL FORM MUST BE MAILED TO SCHLAGE COMMERCIAL DIVISION WITH YOUR ORDER
– FAXED COPIES NOT ACCEPTABLE –**

PRIMUS SECURITY LEVEL:

<p>3U (no exclusivity) 4Z (time exclusivity)</p> <p>3G (2-digit zip exclusivity) 4N (nationwide exclusivity)</p> <p style="text-align: center;">C l a s s i c K e y w a y s</p>	<p>9U (no exclusivity) 9Z (time exclusivity)</p> <p>9G (2-digit zip exclusivity) 9N (nationwide exclusivity)</p> <p style="text-align: center;">E v e r e s t 2 9 K e y w a y s</p>
---	---

PROJECT INFORMATION

Project Name (please print or type) _____

Street Address (no P.O. Box) _____

City _____ State _____ Zip Code _____

AUTHORIZED OWNER SIGNATURE(S):

If restrictions are not indicated and in multiple signature cases, the first signature will be regarded as the primary authority able to control other signers on this form.

1.

Name (please print or type)	Street (no P.O. Box)
Title or Position	City _____ State _____ Zip Code _____
Signature _____ Date _____	Phone Number _____

2.

Name (please print or type)	Street (no P.O. Box)
Title or Position	City _____ State _____ Zip Code _____
Signature _____ Date _____	Phone Number _____

3.

Name (please print or type)	Street (no P.O. Box)
Title or Position	City _____ State _____ Zip Code _____
Signature _____ Date _____	Phone Number _____

4.

Name (please print or type)	Street (no P.O. Box)
Title or Position	City _____ State _____ Zip Code _____
Signature _____ Date _____	Phone Number _____

5.

Name (please print or type)	Street (no P.O. Box)
Title or Position	City _____ State _____ Zip Code _____
Signature _____ Date _____	Phone Number _____

DEALER OR LOCKSMITH AUTHORIZATION (OPTIONAL WITH OWNER AUTHORIZATION/SIGNATURE)

_____ Dealer or Locksmith Account #		_____ Primus #	_____ Address (no P.O. Box)	
_____ Dealer or Locksmith Company Name			_____ City	_____ State
_____ Phone Number		_____ Fax Number	_____ Contact 2 (Please print or type)	
_____ Contact 1 (Please print or type)			_____ Contact 2 Signature	
_____ Contact 1 Signature				
Effective From: _____		to _____		
Date		Date		
_____ Owners Authorization By (Please print or type)				
_____ Owners Authorization Signature			_____ Date	

SPECIAL NOTE: In the case where the end user / owner has assigned the Dealer or Primus Locksmith Signature authorization (as noted above), the Dealer or Primus Locksmith agrees to take full responsibility for validating the owner's signature as identified on the Primus Signature Card before ordering the material.

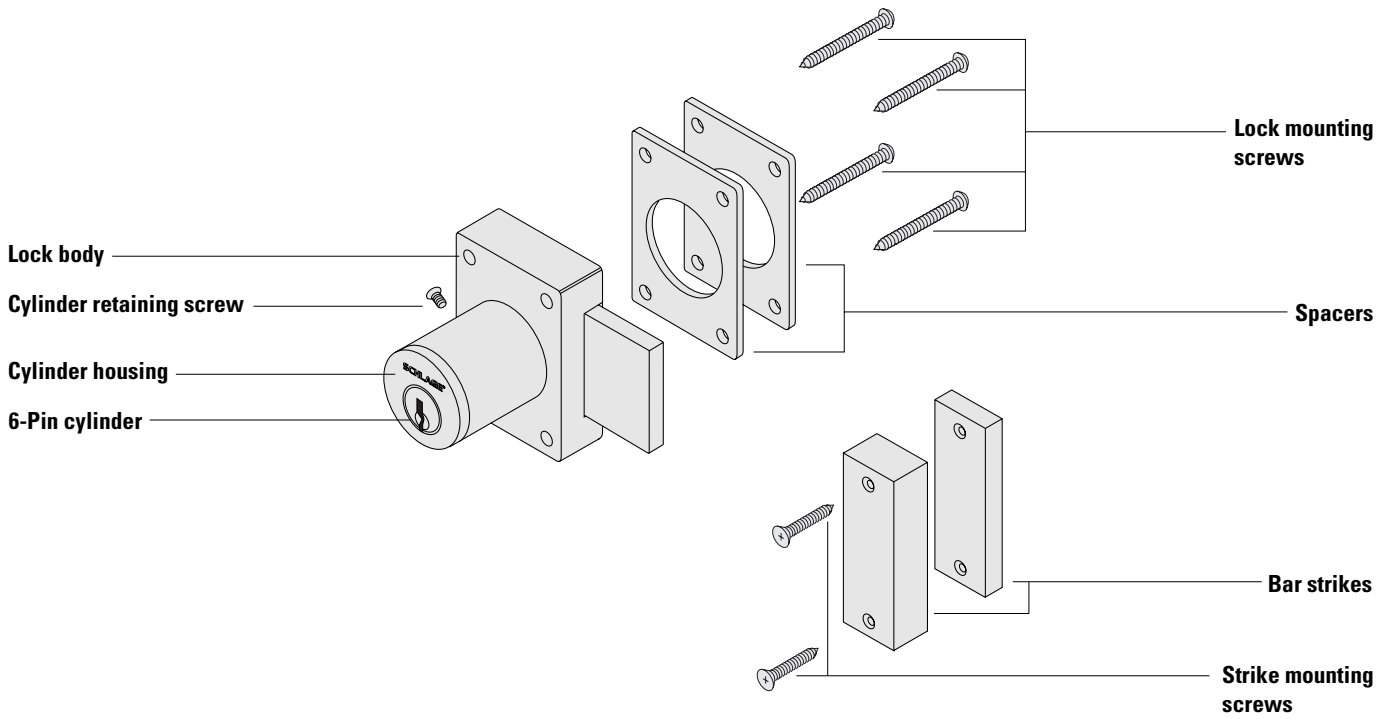
SPECIAL INSTRUCTIONS: Please indicate any restrictions to authorized individuals listed on this form when purchasing additional Primus product or duplicating keys.

Please fill out a new Primus Signature Card in the event of changes, additions or deletions in authorized signatures and send with letter requesting changes to Schlage at the address below . Primus Signature Cards are available from authorized Schlage Primus distributors and Schlage Commercial upon request. We suggest that you make a copy of this completed form for your records. A photo copy or fax of this card will not be accepted.

Please mail the original copy to:

Schlage
Attn: Key Control Department
3899 Hancock Expressway
Colorado Springs, CO 80911





Cylinders

Keys

CL-1



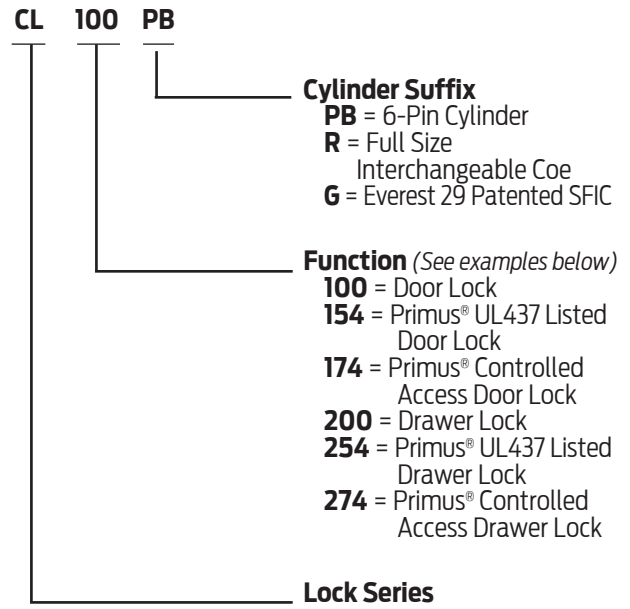
Common Pricing Information	
1.	Locks are furnished with standard features unless otherwise specified.
2.	Door thickness is 1-3/4" unless otherwise specified.
3.	Split finishes and designs will be priced at the highest list price of the design and/or finish.
4.	Engineering specials are denoted by a part number beginning with "X".
5.	 denotes a lock or part that requires an extended lead time.
6.	 denotes a handed product and requires handing to be specified.
7.	For all restricted keyways (Everest D, Everest 29 T, Quad, Numbered, Reversed) add \$17.50. This does not apply to Primus cylinders. See Terms and Conditions for ordering information and requirements.
8.	Locks, keys and cylinders containing restricted keyways require additional documentation to order. Please see Terms and Conditions for the specific requirements.
9.	Keyway must be specified for keyed functions and cylinders. If not specified, default keyway will be S123 for KA, KD and 0-bitted product and S145 for Factory managed masterkey systems.
10.	Multiple keying options are available. Locks and cylinders are furnished KD unless otherwise specified or excepted by notation.
11.	Control Keys for permanent and construction cores are not included with the lock or cylinder and must be ordered separately.
12.	Locks specified C keyway and KD will receive 6 pin cylinders keyed 5 pin with 5 pin keys. Locks specified 0-bitted will receive 6 pin cylinders with 6 pin keys.
13.	Full Size Interchangeable Cores (FSIC) are furnished 1-bitted unless otherwise specified. If 0-bitted is selected, the order will be entered as 1-bitted. This does not apply to FSIC Primus® cores.
14.	Standard pinned cylinders, Primus cylinders (conventional and FSIC) can be supplied 0-bitted. If 1-bitted is selected, the order will be entered as 0-bitted.
15.	Available plug face finishes are 606 and 626. For brass or bronze finish colors, the plug face finish is 606. For chrome, nickel or stainless steel finish colors, the plug face finish is 626.
16.	Locks and cylinders will be furnished with 2 keys each as standard. Additional keys will be charge at the additional cut keys charge appropriate for the cylinder/key type

Table of Contents

Complete Locks	CL-4
CL-Series: Conventional Offering	CL-4
CL-Series: Full Size	
Interchangeable Core Offering	CL-5
CL-Series: Small Format	
Interchangeable Core Offering	CL-6
Options	CL-7
Strikes	CL-7
Non-Standard Door Thickness	CL-7
Special Locks	CL-7
Parts	CL-8
Trim Collars	CL-8
Strikes	CL-8
Adapters	CL-8
Screws	CL-8
Drivers and Accessories	CL-8
Cam Options	CL-8
Ratchet Lock Accessories	CL-8
Trim Collar Options	CL-8
Complete Cylinders	See Cylinders Section
How To Order	Forms & Examples

Product Identification

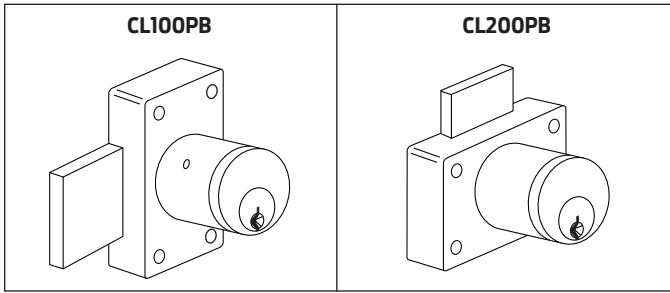


Finish Codes and Descriptions

Code		Description
605	(US 3)	Bright Brass
626	(US 26D)	Satin Chromium Plated

Standard Features


Certification	ANSI A156.11, 1996, Series 4000, Grade 2
Bar	CL100-Series 1" throw; CL200-Series 3/4" throw
Strike	1/2" Bar strike and 1/4" bar strike
Cylinder	6-Pin solid brass, keyed 6-pin, S123 keyway, keyed different (KD)
Door Range	Spacers and strikes will accommodate doors 7/8", 1", and 1 1/8" thick
Keys	Two nickel silver cut keys per lock, 6-pin, S123 section**



CL-Series			
Function	Description	Finishes	
		605	626
Keyed			
		Open	Restricted
CL100PB	Door cabinet lock, 6-pin cylinder, 1" bolt throw	\$148.00	\$165.50
CL200PB	Drawer cabinet lock, 6-pin cylinder, 3/4" bolt throw		

CL-Series: Primus XP/ Primus Controlled Access			
Primus cylinders are offered for sale through specific channels of distribution based on security levels See Terms & Conditions for more information			
Function	Description	Finishes	
		605	626
Keyed			
		\$174.00	
CL174PB	Door cabinet lock, 6-pin cylinder, 1" bolt throw		
CL174PB-XP	Door cabinet lock, 6-pin cylinder, 1" bolt throw		
CL274PB	Drawer cabinet lock, 6-pin cylinder, 3/4" bolt throw		
CL274PB-XP	Drawer cabinet lock, 6-pin cylinder, 3/4" bolt throw		

CL-Series: Primus XP/ Primus High Security UL 437			
Primus cylinders are offered for sale through specific channels of distribution based on security levels. See Terms & Conditions for more information.			
Function	Description	Finishes	
		605	626
Keyed			
		\$201.00	
CL154PB	Door cabinet lock, 6-pin cylinder, 1" bolt throw		
CL154PB-XP	Door cabinet lock, 6-pin cylinder, 1" bolt throw		
CL254PB	Drawer cabinet lock, 6-pin cylinder, 3/4" bolt throw		
CL254PB-XP	Drawer cabinet lock, 6-pin cylinder, 3/4" bolt throw		
Notes:	Keying options: see Keys & Keying .		
	For all restricted keyways (Everest D, Everest 29 T, Quad, Numbered, Reversed) add \$17.50 . This does not apply to Primus families. See Terms & Conditions for more information.		
	Primus locks are furnished 0-bitted, with two 6-pin keys entered as a separate line item, unless otherwise specified.		
	Specify LKB if 0-bitted Primus cylinders are required "Less Key Blanks." Deduct \$16.80 per cylinder.		

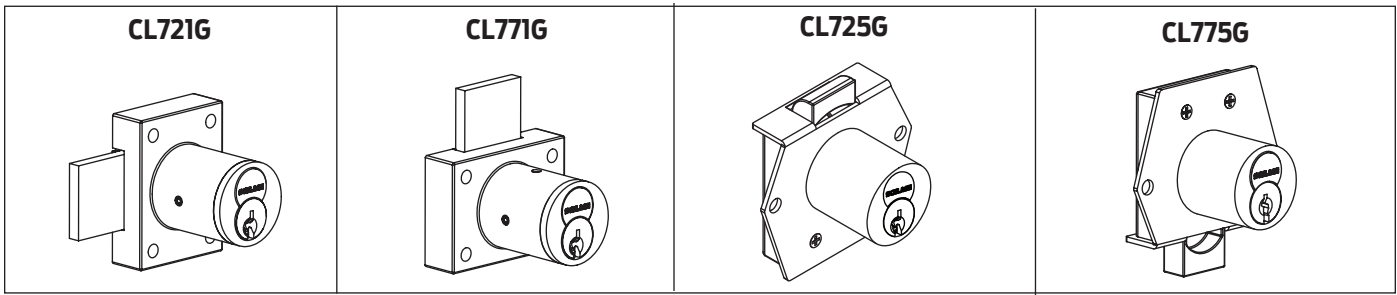


CL-Series: Full-Size Interchangeable Core			
Function	Description	Finishes	
		605	626
Keyed			
		Open	Restricted
CL777R	Door cabinet lock, FSIC, 1" bolt throw	\$182.00	\$199.50
CL888R	Drawer cabinet lock, FSIC, 3/4" bolt throw		
CL920R	FSIC Cam Lock	139.00	156.50

CL-Series: Full-Size Interchangeable Core Primus XP/ Primus Controlled Access			
Function	Description	Finishes	
		605	626
Keyed			
CL774R	Door cabinet lock, FSIC, 1" bolt throw	\$212.00	
CL774R-XP	Door cabinet lock, FSIC, 1" bolt throw		
CL874R	Drawer cabinet lock, FSIC, 3/4" bolt throw		
CL874R-XP	Drawer cabinet lock, FSIC, 3/4" bolt throw		
CL974R	FSIC Cam Lock	184.00	
CL974R-XP	FSIC Cam Lock		

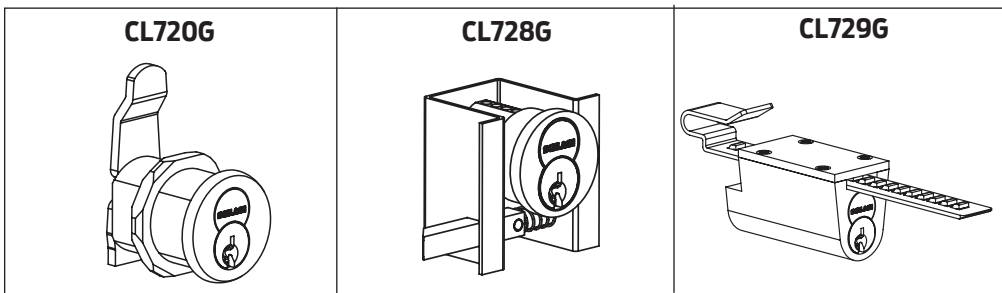
CL-Series: Full Size Interchangeable Core Ratchet Lock			
Function	Description	Finishes	
		605	626
Keyed			
		Open	Restricted
CL929R	Ratchet Lock, FSIC	\$180.00	\$197.50

Full Size Interchangeable Core Option		
Description	Specify	Price
Full Size Construction Core *	T suffix Example:	N/C
Less Full Size Core	J suffix Example:	Deduct \$35.00 from lock price
	* Locks are assessed a non-refundable handling charge (50-231) per core. See Keys & Keying .	
Notes:	Keying options: see Keys & Keying.	
	For all restricted keyways (Everest D, Everest 29 T, Quad, Numbered, Reversed) add \$17.50 . This does not apply to Primus families. See Terms & Conditions for more information.	
	Specify LKB if 0-bitted Primus cylinders are required "Less Key Blanks." Deduct \$16.80 per cylinder.	



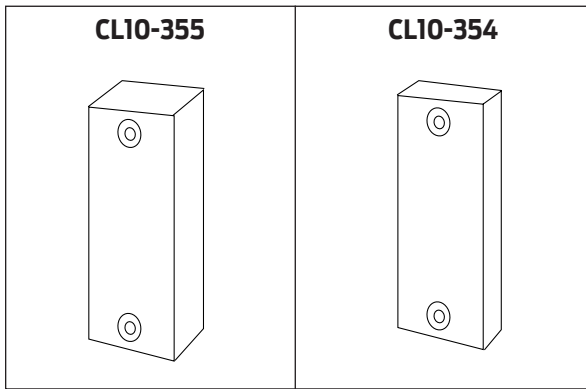
CL-Series: Everest Restricted Small Format Interchangeable Core

Function	Description	Finishes
		626
Keyed		
		Open
CL721G	Door cabinet lock, SFIC, 1" bolt throw	\$145.00
CL771G	Drawer cabinet lock, SFIC, 3/4" bolt throw	
CL725G	Everest Patented SFIC Rim Latch Lock	
CL775G	Everest Patented SFIC Rim Deadbolt Lock	



CL-Series: Everest Restricted Small Format Interchangeable Core

Function	Description	Finishes
		626
Keyed		
		Open
CL720G	Everest Patented SFIC Cam Lock	\$137.00
CL728G	Everest Patented SFIC Mail Box Lock	113.00
CL729G	Everest Patented SFIC Ratchet Lock	174.00
Notes:	For small format construction core, specify suffix HD. Example: B560HD. Available at no additional charge. Locks are assessed one non-refundable handling charge (50-231) per core. See Keys & Keying for details. Please refer to Everest small format interchangeable core key control policies, under the Terms & Condition Section.	



Strikes		
Description	Specify	Add to Lock Price
Bar strike, 3/4" x 1 31/32" x 1/2", standard	CL10-355	N/C
Bar strike, 3/4" x 1 31/32" x 1/4", standard	CL10-354	

Non-Standard Door Thickness		
Description	Specify	Add to Lock Price
Lock for 1 3/8" door	1 3/8" door thickness - for CL door and drawer locks	\$3.20

Special Locks		
⚠ Extended Factory Lead Time		
Function	Description	Price Each
XB03-232	Cabinet Lock for doors 1/8" to 3/4" thick	\$594.00
XB03-232P	Primus Cabinet Lock for doors 1/8" to 3/4" thick	594.00
XB06-530	Cabinet Lock for doors over 7/8" to 2" thick	716.00
XB06-530P	Primus Cabinet Lock for doors over 7/8" to 2" thick	716.00
Notes::	For slotted strike (CL10-352), see CL Parts: Strikes, Page CL-6 . Locking provided by swinging cam. Attached to door with hex nut. Keying options: see Keys & Keying . If you are unable to find your required hardware solution in this price book, please refer to our Custom Product Request Process on page iv. For all restricted keyways (Everest D, Everest 29 T, Quad, Numbered, Reversed) add \$17.50 . This does not apply to Primus families. See Terms & Conditions for more information. Specify door hand and door thickness.	

Shaded items are standard components and are furnished with locks unless otherwise specified.

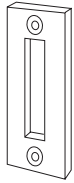
36-031



Trim Collars

Part Number	Finish	Description	Price Each
36-031	.	1 3/16" diameter x 5/8" depth	\$11.10

CL10-352



CL10-354



CL10-355



Strikes

Part Number	Description	Price Each
CL10-352	Slotted strike	\$3.00
CL10-354	Bar strike, 3/4" x 1 31/32" x 1/4", standard	
CL10-355	Bar strike, 3/4" x 1 31/32" x 1/2", standard	

Adapters

Part Number	Description	Price Each
CL10-350	Spacer	\$3.00

Screws

Part Number	Description	Price Each
CL10-301	Retaining screw	\$0.46

Drivers and Accessories for CL100/200/ 725/721/ 777/888 Series

Part Number	Description	Price Each
CL10-360	Universal Driver bar for CL100/ 200	\$2.70
CL10-361	Driver bar for CL100/ 200PB	2.70
CL10-362	Driver bar for CL100/ 200PB 1 3/8" long	2.70
CL7788-PA-D	Actuator for FSIC CL locks	2.30
CL725-1	Spacer for 6 pins SFIC	2.10
CL-ETS1	External trim plate spacer	2.90
CLTR78	Trim rings 626 or 605	3.10

CL-720G Cam

Part Number	Description	Price Each
CL720-3-1	CL720 short cam inverted hand	\$3.00
CL720-3-2	CL720 long inbent cam, vertical hand	3.00
CL720-3-3	CL720 long offset cam, inverted hand	2.90
CL720-3-4	CL720 long straight cam, vertical hand	3.20
CL720-3-5	CL720 long shall offset cam, inverted hand 2.40	2.10
CL775-SP	Strike pack for CL775 (Latch lock)	3.00
CL725-SP	Strike pack for CL725 (Deadbolt lock)	2.90

CL729-Ratchet Locks Accessories

Part Number	Description	Price Each
CL729S-2	Optional strap for 3/8" material thickness	\$9.40
CL729S-3	Optional strap for 5/8" material thickness	13.40


CL720/920 Trim Collars

Part Number	Description	Price Each
TR201	Trim collar for CL720/ 920, 1/8" (626,605) \$3.30	\$3.00
TR202	Trim collar for CL720/ 920, 1/4" (626,605)	5.00
TR203	Trim collar for CL720/ 920, 3/8" (626,605)	5.40
TR200A	Trim collar package for CL720/ 920, includes all three	14.90



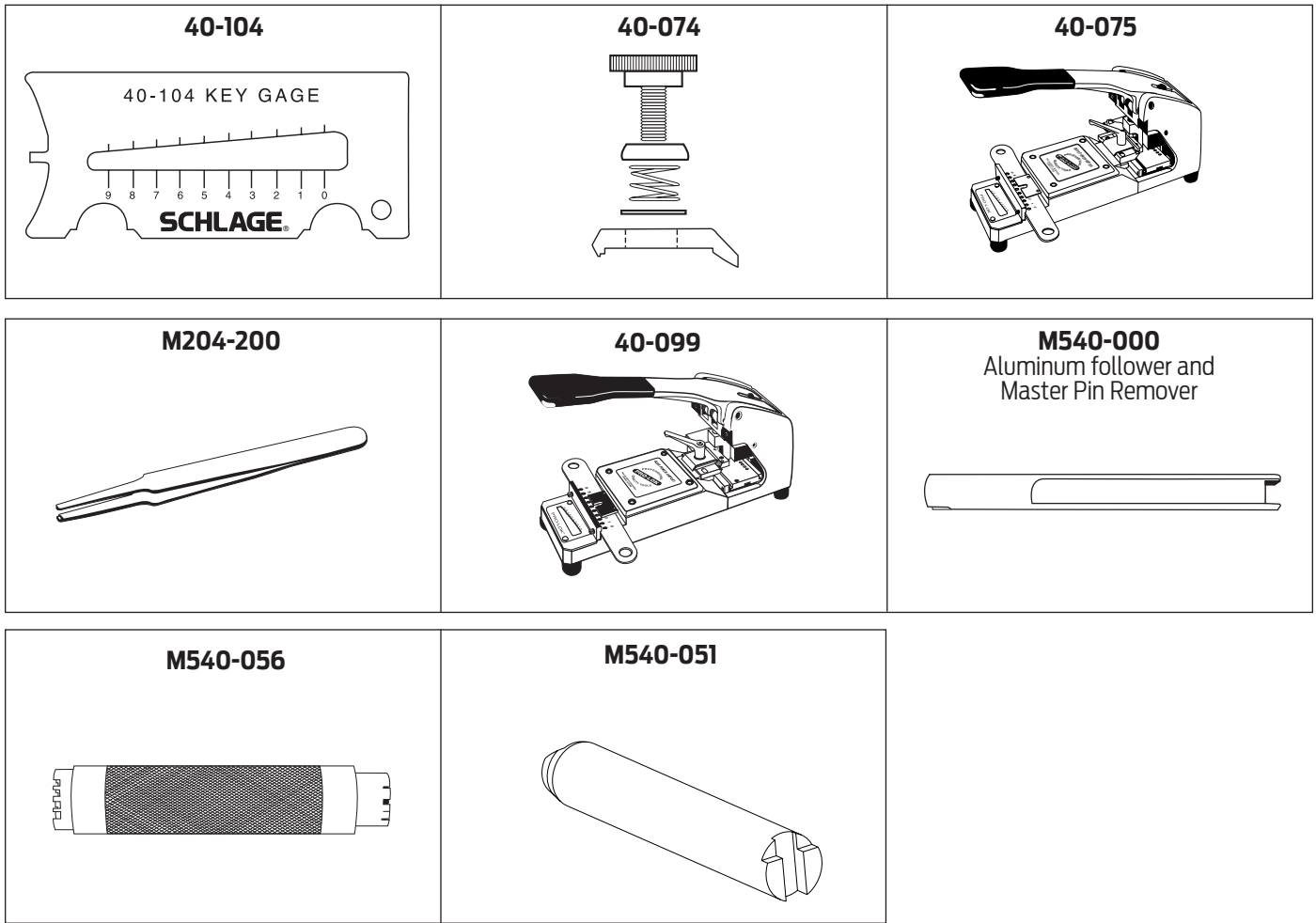
Table of Contents

Keying Tools & Kits	Tools-2
Full Size Pin Kits	Tools-2
Full Size Keying Tools	Tools-3
Small Format Interchangeable Core Pin Kits	Tools-4
Small Format Interchangeable	
Core Service Equipment	Tools-4
Competitive Keying Kits	Tools-5
Competitive Keying Tools	Tools-5
Tools	Tools-6
Installation Templates	Tools-6
Installation Tools	Tools-7
Torx® Tools	Tools-7
Kits	Tools-8
Portable Security Repair Kit	Tools-8
Home Secure RCK Accessories	Tools-8
Maintenance Kits (Replacement Parts Assortments) ..	Tools-8
Installation JIG	Tools-9
Mortise JIG (wood)	Tools-10
How To Order	Forms & Examples



Full Size Pin Kits					
Part Number	Description	Contents			Price Each
40-070	Primus pin kit Sidebars	Finger pins Finger pin springs	Sidebar springs Plug holder		\$508.00
40-119	Pin kit, seal-tight metal box	Bottom pins Master pins Top pins Pin springs Retainer caps	Retainer cap pins Retainer cap pin springs Shim stock Tweezers Follower bar	Cylinder Cap Removal Tool	433.00
40-132	Retail Keying Kit, seal-tight metal box	Bottom pins Top pins Pin springs Cylinder caps Cap spring and pins	B-Series cylinder bars Key gage Follower bar Cap-removal tool Retaining Rings	T-Pin Spring T-Pin Removable Cap	236.00
40-133	Home Secure™ Pin kit	Bottom pins Top pins Master pins Follower bar Removal tool Key gage Cylinder springs	Tweezers Retaining rings Retainer caps Retainer cap pin springs B-Series cylinder bars B-Series drivers Shim stock	Construction balls Retainer cap pins T-Pin Spring T-Pin Removable Cap	407.00
40-134	Pin kit, snap-tight plastic box	Bottom pins Top pins Pin springs Retainer cap pins	Key gage Follower bar T-Pins Spring T-Pin	Removable Cap	117.00

Note: 1) For replacement pins and springs, see **Cylinders**.



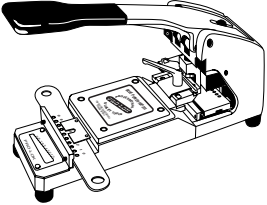
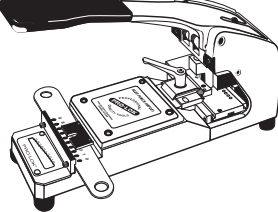
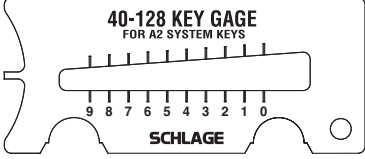
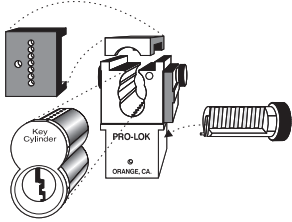

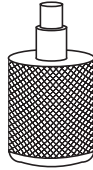
Full Size Keying Tools		
Part Number	Description	Price Each
40-066	Primus® plug holder	\$132.00
40-074*	Everest vise jaw upgrade kit	93.70
40-075**	Key biting punch for Everest C Family, Everest 29 S and Obverse keyway families	3,157.00
40-104	Key gage (All Schlage keys except SFIC)	14.80
40-099	Key biting punch for Everest D and Everest 29 T Families	3,784.00
M204-168	Lubriplate	9.30
M204-200	Tweezers	40.60
M204-201	Shim (pack of 25)	31.70
M540-051	Follower	3.30
M540-056	Cylinder cap removal tool	57.50
M540-000	Aluminum Follower and Master Pin Remover	59.40
M504-548	Follower for Modular Cylinder	19.60

* Adds Everest C and Everest 29 S Family capability to Blue Punch key machines (designed for Obverse keys) with serial numbers below 990358, manufactured before July 1999.

** For all Standard and Primus keys with Obverse, Everest C and Everest 29 S Family sections only.

Small Format Interchangeable Core Pin Kits			
Part Number	Description	Contents	Price Each
40-129	A2 System pin kit	Blocking pin springs Blocking pins Bottom pins Caps Master/build-up/top pins Tumbler spring	Plug retainers Capping block Capping tool Ejector tool Key gage Tweezers
			\$845.00

Note: 1) For pin kit refills, see **Cylinders**.

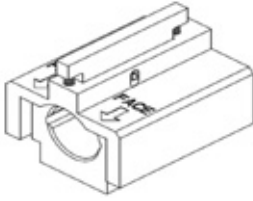
<p>40-071 Everest B and Everest 29 R Family Key Bitting Punch</p> 	<p>40-181 Falcon/Best® SFIC Key Bitting Punch</p> 	<p>40-128 SFIC Key Gage</p> 
<p>40-171 IC Decode, Dump Tool</p> 	<p>40-172 Ejector Pin</p> 	<p>40-173 Staking Tool</p> 

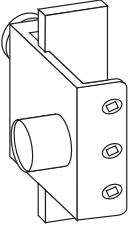
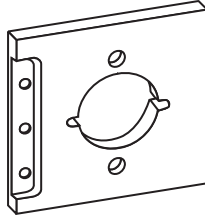
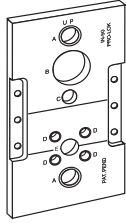
Small Format Interchangeable Core Service Equipment		
Part Number	Description	Price Each
40-071*	Key bitting punch, Everest B and Everest 29 R Family keys only	\$3,972.00
40-128	Key gage, A2 system	18.00
40-181	Key bitting punch, Falcon/Best®	3741.00
40-171	IC decode, rekey, dump tool	268.00
40-172	Ejector Tool	50.50
40-173	Staking Tool	50.50


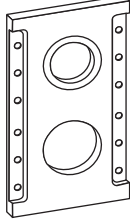
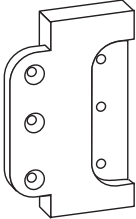
* For service of this key machine, contact:
Pro-Lok
655 North Hariton St.
Orange, CA 92668
(714) 633-0681
FAX (714) 633-0471

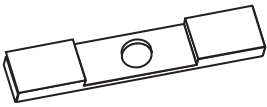

SL Cylinder 7 pin A2 Pinning Kit			
Part Number	Description	Contents	Price Each
40-247	SL A2 Pin Kit	L Pins, Single Cut (25 each) L Pins, Master pins (25 each) L Pin Springs Locking Side Bar Locking Side Bar Springs SL Plug Clip SL Plug Cover SL End Cap	SL End Cap Pin SL End Cap Pin Spring Everest SFIC Check Pin Everest SFIC Check Pin Spring A2 Key System Key Gage Plug Holder Crimp Tool Tweezers
			\$1,343.00

SL Cylinder Plug Holder and Crimp Tool		
Part Number	Description	Price Each
40-296	SL Plug Holder Crimp Tool	\$141.00

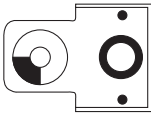
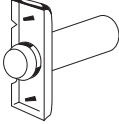


<p>40-286 Universal Clamp</p> 	<p>40-226 AL & ND Template</p> 	<p>40-227 L-Series Template (front side)</p> 
--	---	---

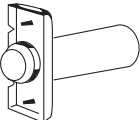
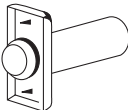
<p>40-152 1 3/8" Thick Door Adapter x 2 3/8" Backset</p> 	<p>40-228 H-Series Template</p> 	<p>40-153 5" Backset Adapter</p> 
---	--	---

<p>40-158 Mortise Pocket Filler (edge)</p> 	<p>40-026 1 1/2" Bushing (old style)</p> 
--	--

Strike Marking Chisels

<p>40-029</p> 	<p>40-030</p> 
--	--

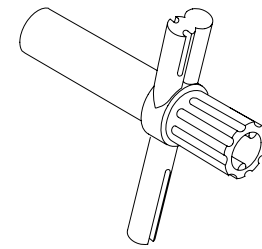
Latch Marking Chisels

<p>40-031 1" Front</p> 	<p>40-032 1 1/8" Front</p> 
---	---

Installation Tools		
Part Number	Description	Price Each
40-017	AL and D-Series Lever castle nut wrench	\$14.10
40-026	Bushing, 1 1/2", for 40-012 jig	53.50
40-029	Strike marking chisel - full lip strikes	85.40
40-030	Strike marking chisel - 1 1/8" x 2 3/4"	94.50
40-031	Latch marking chisel - 1" x 2 1/4"	81.50
40-032	Latch marking chisel - 1 1/8" x 2 1/4"	81.50
40-049	Tool box, for 40-006 kit	301.00
40-112	Circular strike bit for machine equipment	930.00
40-152	Backset Adapter for 1-3/8" doors and/or 2-3/8" Backset	240.00
40-153	Backset Adapter for 5" Backset	164.00
40-158	L-Series mortise pocket filler (edge)	174.00
40-035	Strike locator - 7/8"	55.00
40-015	7/8" Boring bit	206.00
40-179	Strike locator - 1"	55.30
40-175	1" Boring bit	106.00
40-176	2-1/8" Multi-spur bit	268.00
40-177	1-1/2" Multi-spur bit	232.00
24002693	ND & L Lever removal tool	23.40
24341471	ND & L Lever removal tool - 20 pack	428.00
M204-198	Boring jig - ND and AL series locks	16.80
M504-271	Tool to remove AL and D-Series levers	1.60
M504-306	Circular faceplate wrench	2.70
021415	Spanner wrench, D-Series Knobs and L-Series	4.30
M504-347	Socket screw key, for 40-012 jig	3.60
M504-413	Installation tool, interchangeable core	17.90
N523-108	Tool to remove AL and D-Series levers	1.80
40-226	Installation template - AL, ND, NDE series	342.00
40-227	Installation template - L series	450.00
40-228	Installation template - H series	414.00
40-286	Universal Clamp	462.00



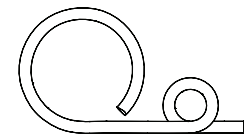
021415



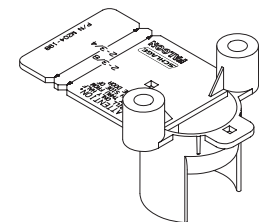
M504-413



M504-271



N523-108



M204-198

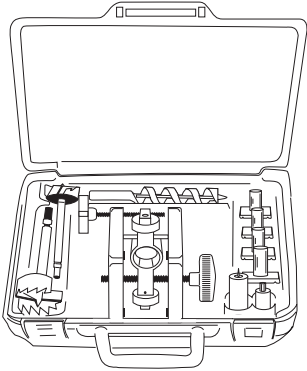
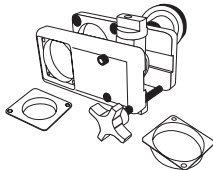


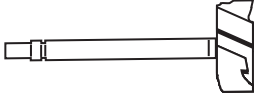



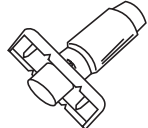
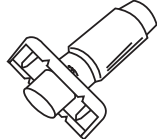
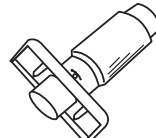
Torx® Tools		
Part Number	Description	Price Each
M504-424	Tool T-8	\$43.30
M504-425	Tool T-15	41.70
M504-426	Tool T-20	
M504-427	Tool T-30	
M504-428	Tool T-10	

Home Secure RCK Accessories		
Part Number	Description	Price Each
P513-024	Home Secure Construction Key Envelopes	0.44
P513-023	Home Secure Owner Key Envelopes	0.44
34-401	Home Secure Replacement Construction Balls (pack of 1,000 construction balls)	32.00

Maintenance Kits (Replacement Parts Assortments)		
Part Number	Description	Price Each
40-054	L-Series maintenance kit	\$964.00
40-097	ND-Series lever maintenance kit	668.00
40-223	Modular Cylinder Service Kit	1,036.00



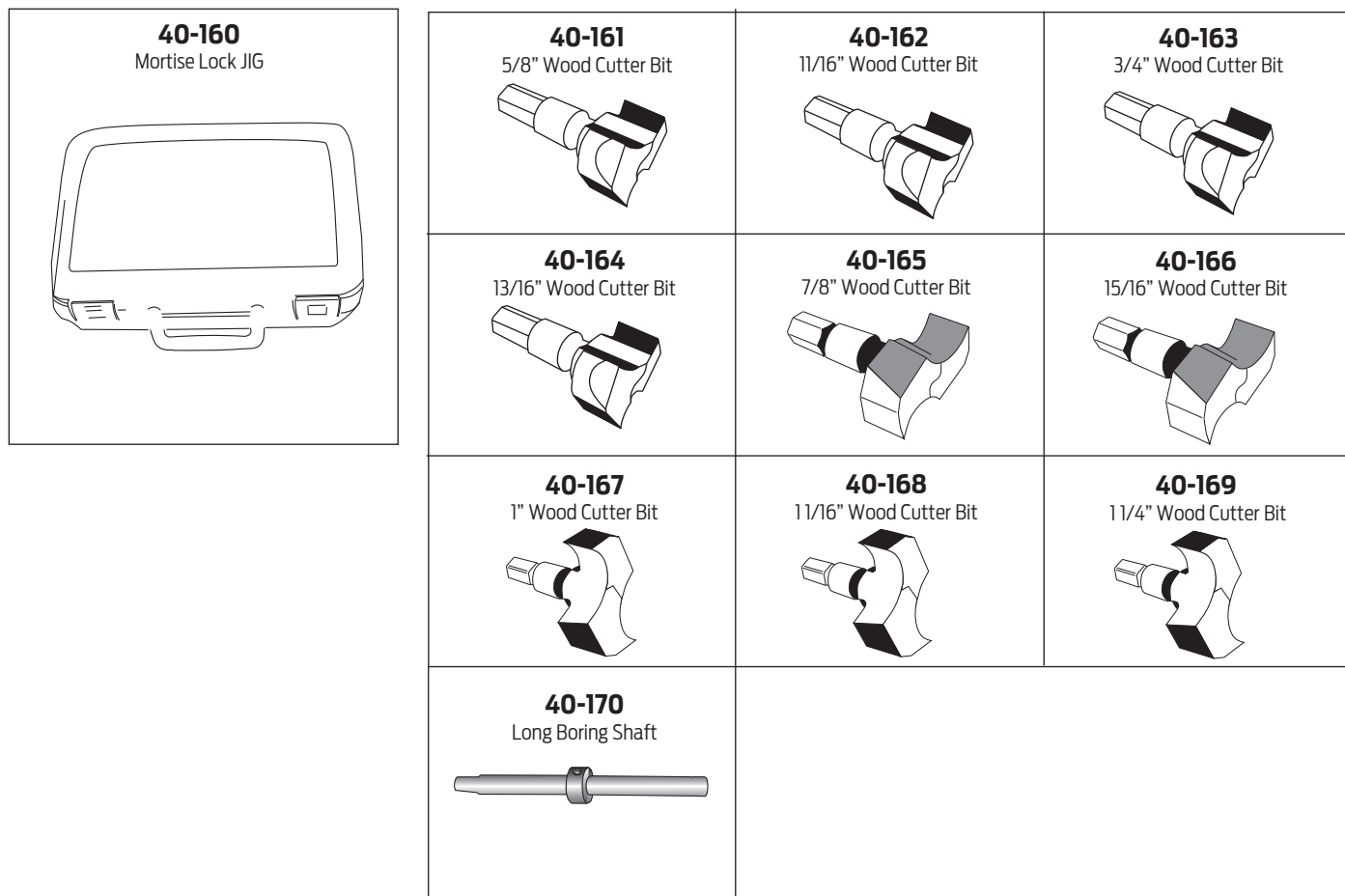
Portable Security Repair Kits		
Part Number	Description	Price Each
KZ390AL	Portable Security Repair Kit supports all Portable Security Commercial Padlocks and Locking Cables, SFIC and KNK. See PS-9 for additional details.	\$468.00

<p>40-147 Complete Installation Kit</p> 	<p>40-148 Installation JIG</p> 	<p>M504-497 Case Only</p> 	<p>40-176 2 1/8" Multi Spur Bit</p> 
<p>40-177 1 1/2" Multi Spur Kit</p> 	<p>40-175 1" Bit 40-015 7/8" Bit</p> 	<p>40-179 1" Strike Locator 40-035 7/8" Strike Locator</p> 	
<p>40-029 Full Lip Strike Chisel</p> 	<p>40-030 1 1/8" x 2 3/4" Strike Chisel</p> 		
<p>40-031 1" x 2 1/4" Latch Chisel</p> 	<p>40-032 1 1/8" x 2 1/4" Latch Chisel</p> 		

Installation Kits

Part Number	Description	Contents		Price Each
40-147	Installation Kit for Locksets & Deadbolts Kit includes JIG, Case, (2) Multi-spur bits, (4) latch/strike chisels, (2) Bushing Plates, 1" Auger bit & strike locator	40-148 M504-497 40-176 40-177 40-030	40-175 40-179 40-029 40-031 40-032	\$2,527.00
M504-497	Case Only	—		224.00
40-148	Installation JIG only	—		1,914.00

- Notes:**
- 1) For F-Series installation, 40-015 and 40-035 (Page Tool-7) is required.
 - 2) For 40-147, doors requiring thru-bolt holes and/or 7/8" edge bores, bits sold separately. Reference Tool-7.



TOOLS AND KITS

Tools-9

Merchandising Aids

Installation Kits			
Part Number	Description	Contents	Price Each
40-160	Installation kit for mortise lock Kit includes: Jig, Case (3 wood cutter bits and long boring shaft)	40-160 40-169 40-165 40-170 40-167	\$1,329.00

Installation Tools		
Part Number	Description	Price Each
40-161	5/8" Woodcutter Bit	\$125.00
40-162	11/16" Woodcutter Bit	125.00
40-163	3/4" Woodcutter Bit	125.00
40-164	13/16" Woodcutter Bit	125.00
40-165	7/8" Woodcutter Bit	136.00
40-166	15/16" Woodcutter Bit	136.00
40-167	1" Woodcutter Bit	136.00
40-168	1-1/16" Woodcutter Bit	136.00
40-169	1-1/4" Woodcutter Bit	166.00
40-170	Long boring shaft for locks up to 6"	260.00

TOOLS AND KITS

Tools-10



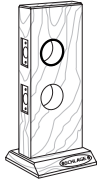
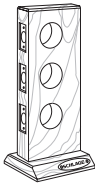
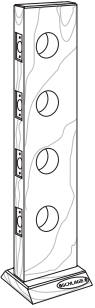
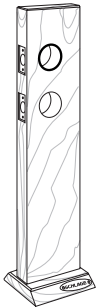
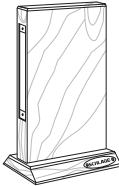
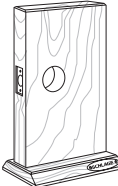
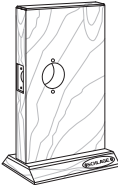
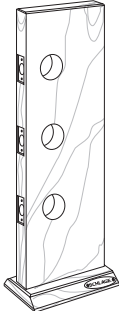
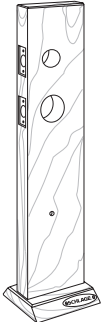
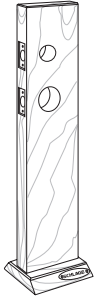
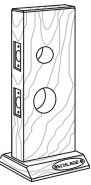
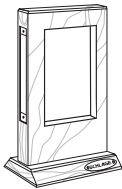

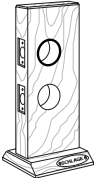
Merchandising Aids

Table of Contents

Display Mounts Merch-3
Solid Oak Mounts Merch-3
Special Parts Merch-3
Miscellaneous Merch-4
Finish Selector Kit Merch-4
Plastic Lock Case Cover Merch-4
Promotional Items Merch-4

How To Order Forms & Examples

Product literature is available, contact Customer Service.

Solid Oak Mounts			
<p>44-104</p> 	<p>44-105</p> 	<p>44-106*</p> 	<p>44-107</p> 
<p>44-108</p> 	<p>44-109*</p> 	<p>44-110</p> 	<p>44-111</p> 
<p>44-112</p> 	<p>44-113</p> 	<p>44-119*</p> 	<p>44-120*</p> 
<p>44-121</p> 	<p>XL11-806</p> 	<p>44-161</p> 	<p>44-162</p> 

* Top and bottom holes are 4" center to center.

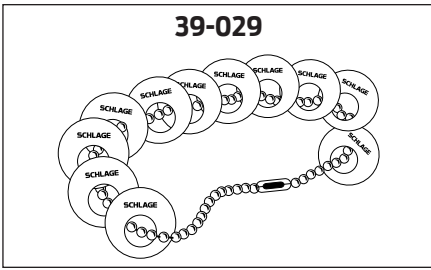
Display Mounts						
Part Number	Description	Dimensions				Price Each
		A	B	C	Overall	
44-104	B (except BR260 & B260E)	2 3/8"	1 1/2"	1 1/8"	6" x 9 1/2"	\$102.00
44-105	A, F, B (single) and BE	2 3/8"	2 1/8"	1"	6" x 9 1/2"	102.00
44-106	A with B, F, FE, and H (double)	2 3/8"	2 1/8"	1"	6" x 14"	122.00
44-107	A, F, B (triple)	2 3/8"	2 1/8"	1"	6" x 14"	130.00
44-108	A, F, B (quadruple)	2 3/8"	2 1/8"	1"	6" x 24 1/2"	163.00
44-109	F, FE300	2 3/8"	2 1/8"	1"	6" x 24 1/2"	134.00
44-212	L9000	2 3/4"	—	—	8 1/2" x 14"	140.00
44-111	A, B600/700/800, D Knob, S (single)	2 3/4"	2 1/8"	1 1/8"	8 1/2" x 14"	152.00
44-112	D Lever, AL (single), ND Lever	2 3/4"	2 1/8"	1 1/8"	8 1/2" x 14"	186.00
44-113	A, S, D Knob (triple)	2 3/4"	2 1/8"	1 1/8"	8 1/2" x 24 1/2"	216.00
44-115	Clear plastic mount ring	—	2 1/8"	—	2 1/2" x 1"	43.20
44-119	F300 BOW	2 3/8"	1 1/2" (top) 2 1/8" (bottom)	1"	6" x 24 1/2"	141.00
44-120	F300 CEN	2 3/8"	1 1/2" (top) 2 1/8" (bottom)	1"	6" x 24 1/2"	130.00
44-121	S200, H	2 3/8"	1 1/2" (top) 2 1/8" (bottom)	1"	6" x 14"	146.00
44-161	FE & BE Keypad Lock Mount	2 3/8"	2 1/8"	1"	6" x 14"	96.50
44-162	FE & BE Keypad Lock & Keypad Deadbolt Mount	2 3/8"	1 1/2" (top) 2 1/8" (bottom)	1"	6" x 19"	124.00
44-165	CS200, FE400, H200 5 1/2" mount	2 3/8"	2 1/8"	1"	6" x 19"	133.00
44-166	CS200, FE400, H200 4" mount	2 3/8"	2 1/8"	1"	6" x 19"	133.00

* For special L lock mount, see **Special Parts**.

- Notes:** 1) Price does not include lock.
 2) L400-Series mounts are not available.

Special Parts		
⌚ Extended Factory Lead Time		
Part Number	Description	Price Each
XL11-806	Modified 44-110 display mount with see-through window	\$507.00

Note: 1) If you are unable to find your required hardware solution in this price book, please use the Schlage Innovation Center Process in the forms and example section.



Finish Selector Kit		
Part Number	Description	Price Each
39-029	Finish selector kit Finishes: 505, 605, 606, 609, 612, 613, 619, 620, 622, 625, 626, 629, 630, 716, 643e	\$38.40

Plastic Lock Case Cover		
Part Number	Description	Price Each
39-042	Plastic lock case cover (for display), L-Series	\$78.30

Modular Cylinder Sales Kit		
Part Number	Description	Price Each
40-224	Contents: FSIC Classic, SFIC Everest 29 R, Primus XP Classic, Everest 29 S, Everest 29 S Primus XP, Mortise Modular Cylinder, Rim Modular Cylinder	\$868.00

Part Number	Page Number	Part Number	Page Number	Part Number	Page Number
01-001.....	65	09-157.....	192	09-611.....	188
01-002.....	65	09-158.....	192	09-632.....	183, 213
01-008.....	65	09-159.....	192	09-633.....	183, 213
01-009.....	65	09-189.....	192	09-634.....	183, 213
01-018.....	65	09-195.....	310	09-635.....	183, 213
01-026.....	65	09-196.....	310	09-636.....	183, 213
01-053.....	65	09-197.....	310	09-637.....	183, 213
01-055.....	67	09-198.....	310	09-638.....	183, 213
01-056.....	67	09-199.....	310	09-639.....	183, 213
01-057.....	67	09-200.....	310	09-640.....	213
01-058.....	67	09-401.....	183, 213	09-641.....	213
01-060.....	67	09-402.....	183, 213	09-655.....	184, 214
01-063.....	67	09-403.....	183, 213	09-661.....	185
02-037.....	324	09-403 xx.....	263	09-662.....	185
03-000.....	110	09-404.....	183, 213	09-663.....	185
03-030.....	110	09-409.....	307	09-664.....	185
03-031.....	110	09-410.....	307	09-665.....	185
03-032.....	110	09-411.....	307	09-666.....	185
03-042.....	112	09-412.....	307	09-667.....	185
03-200.....	110	09-416.....	310	09-668.....	185
03-230.....	110	09-417.....	310	09-669.....	185
03-231.....	110	09-418.....	310	09-670.....	185
03-232.....	110	09-446.....	180	09-671.....	185
03-233.....	110	09-447.....	180	09-672.....	185
03-234.....	110	09-449.....	180	09-713.....	185
03-235.....	110	09-451.....	180	09-717.....	185
03-236.....	110	09-454.....	180	09-718.....	185
03-237.....	110	09-455.....	180	09-751.....	307
03-244.....	110	09-456.....	180	09-752.....	307
03-255.....	110	09-459.....	263	09-753.....	307
03-266.....	110	09-473.....	181	09-754.....	307
03-277.....	110	09-474.....	181	09-756.....	310
04-001.....	92	09-475.....	181	09-757.....	310
04-002.....	92	09-477.....	181	09-764.....	307
04-006.....	92	09-483 134.....	182	09-765.....	307
04-007.....	92	09-483 138.....	182	09-766.....	307
04-020.....	93	09-483 200.....	182	09-767.....	307
04-021.....	93	09-483 212.....	182	09-774.....	113, 346
04-022.....	93	09-483 214.....	182	09-833.....	307
04-023.....	93	09-484 114.....	181	09-834.....	307
04-025.....	93	09-484 118.....	181	09-835.....	307
04-026.....	93	09-484 138.....	181	09-836.....	307
04-030.....	92	09-485 114.....	181	09-900 xx.....	186, 215
04-031.....	92	09-485 118.....	181	09-904 xx.....	186, 215
04-033.....	92	09-485 138.....	181	09-905.....	186, 215
04-034.....	92	09-486.....	263	09-907.....	215
04-060.....	79	09-487 xx.....	186, 215	09-992.....	360
06-242.....	230	09-488 134.....	182	09-993.....	360
08-000.....	254	09-488 138.....	182	09-994.....	360
08-020.....	252	09-488 200.....	182	09-995.....	360
08-020 xxx.....	272	09-488 212.....	182	09-996.....	360
08-021.....	272	09-488 214.....	182	09-997.....	360
08-027.....	252	09-493.....	182	09-998.....	360
08-027 xxx.....	272	09-494.....	181	10-001.....	123, 228, 229, 253, 263, 272
08-029.....	230	09-494 112.....	181	10-001 100.....	66, 80
08-030.....	252	09-494 1316.....	181	10-001 112.....	66, 80
08-030 xxx.....	272	09-502.....	263	10-001 114.....	66, 80
08-032.....	252	09-506.....	184, 214	10-001 118.....	66, 80
08-034.....	252	09-508.....	183, 213	10-001 134.....	66, 80
08-035.....	252	09-509 027.....	186, 215	10-001 200.....	66, 80
09-019.....	310	09-509 033.....	186, 215	10-001 xx.....	123, 263, 272
09-060.....	113	09-509 040.....	186, 215	10-004.....	66, 80, 123, 263, 272
09-061.....	113	09-509 047.....	186, 215	10-013-112.....	93, 112
09-062.....	113	09-550.....	184, 214	10-013-118.....	93, 112
09-063.....	113	09-551.....	184, 214	10-016.....	93, 112
09-138.....	192	09-552.....	184, 214	10-025 112.....	66, 80
09-139.....	192	09-553.....	184, 214	10-025-112.....	93, 112
09-155.....	192	09-554.....	214	10-025 138.....	66, 80, 272
09-156.....	192	09-555.....	214		

INDEX

Part Number	Page Number	Part Number	Page Number	Part Number	Page Number
10-025-138	93, 112	12-340	229	20-191-XP	137, 320
10-025 1316	66, 80, 123, 263, 272	12-617	147	20-200	311
10-025-1316	93, 112	12-618	147	20-201	311
10-025 xx	123, 263	12-625	147	20-202	311
10-026	66, 80, 228, 229, 253, 263, 272	12-626	134, 147	20-203	311
10-027	66, 80, 228, 229, 253, 263, 272	12-627	146	20-204	311
10-058	66, 80, 253	12-628	146	20-205	311
10-064	134, 146, 253	12-630	146	20-206	311
10-072 1316	185	12-631	146	20-207	311
10-072 xx	185	12-632	146	20-208	311
10-073	185	12-633	134, 146, 229, 252	20-209	311
10-075	185	12-640	146	20-210	311
10-078	185	12-641	146	20-211	311
10-079	185	12-642	146	20-212	311
10-087	134, 146	12-643	146	20-213	311
10-091	185	12-650	146	20-214	311
10-092	134, 146, 228, 229, 253	12-651	146	20-215	311
10-094	134, 146, 228, 229, 253	12-652	146	20-216	311
10-095	134, 146, 228, 229, 253	12-653	146	20-217	311
10-103	134, 146	13-247	92, 112	20-218	311
10-104	134, 146	13-248	92, 112	20-219	311
10-108	134	14-010	92, 112	20-220	311
10-109	228, 229, 253	14-028	92, 112	20-221	311
10-110	253	14-042	92, 112	20-222	311
10-111	253	14-047	92, 112	20-223	311
10-112	134, 146, 253	14-048	92, 112	20-224	311
10-116	228, 229	16-132	229, 253, 272	20-225	311
10-121	228, 229	16-203	272	20-226	311
10-122	228, 229	16-204	253, 272	20-227	311
10-123	228, 229	16-228	229, 253	20-228	311
10-124	228, 229	16-260	229	20-229	311
10-140	113	16-480	253	20-500	195, 330
10-141	113	16-481	253	20-500-XP	195, 330
10-142	113	16-482	253	20-501	195, 330
10-143	113	16-483	229, 253	20-501-XP	195, 330
10-251	253	16-484	229, 253	20-505	349
10-253	253	20-001	195, 330, 339	20-505-XP	349
10-256	253	20-001-118	352	20-506	331
10-257	253	20-002	330	20-506-XP	331
10-258	253	20-009	349	20-508	331
10-259	253	20-013	331	20-508-XP	331
11-068	65, 80	20-021	343	20-509	343
11-069	65, 80	20-022	343	20-509-XP	343
11-085	65, 80	20-030	352	20-510	343
11-088	65, 80	20-033	352	20-510-XP	343
11-091	65, 80	20-057	344	20-515	195, 330
11-092	65, 80	20-059	335	20-515-XP	195, 330
11-096	65, 80	20-060	336	20-516	343
11-103	65, 80	20-061	335	20-516-XP	343
11-104	65, 80	20-062	336	20-517	195, 219, 330
11-105	65, 80	20-066	352	20-517-XP	195, 219, 330
11-110	65, 80	20-067	352	20-518	331
11-111	65, 80	20-069	352	20-518-XP	331
11-112	65, 80	20-071	320	20-519	347
11-113	65	20-071-XP	320	20-519-XP	347
11-116	65, 80	20-072	320	20-520	347
11-118	65, 80	20-072-XP	320	20-520-XP	347
12-100	123	20-079	344	20-523	348
12-103	123	20-090	336	20-523-XP	348
12-287	134	20-091	336	20-524	69, 95, 312, 314
12-288	134, 252	20-172	317	20-524-122	69, 312
12-289	134, 252	20-174	317	20-524-122-XP	312
12-290	134	20-188	137, 320	20-524-XP	69, 95, 312, 314
12-291	134, 229, 252	20-188-XP	137, 320	20-524-XP-122	69
12-297	146	20-189	137, 320	20-526	347
12-317	146	20-189-XP	137, 320	20-526-XP	347
12-339	229	20-190	137, 320	20-527	347
		20-190-XP	137, 320	20-527-XP	347
		20-191	137, 320	20-528	83, 314, 342

Part Number	Page Number	Part Number	Page Number	Part Number	Page Number
20-528-XP	83, 314, 342	20-722	336	20-789-XP	333
20-529	125, 322	20-722-XP	336	20-793	195, 219, 330
20-529-XP	125, 322	20-723	348	20-793-XP	195, 219, 330
20-530	322	20-723-XP	348	20-798	335
20-530-XP	322	20-724	69, 95, 312, 314	20-798-XP	335
20-531	322	20-724-122	69, 312	20-854	313
20-531-XP	322	20-724-122-XP	312	20-854-XP	313
20-539	342, 347	20-724-XP	69, 95, 312, 314	21-000	113
20-539-XP	347	20-726	347	21-002	69, 95, 312, 314
20-542	150, 327	20-726-XP	347	21-002-122	69, 312
20-542-XP	150, 327	20-727	347	21-003	69, 312
20-543	150, 327	20-727-XP	347	21-003-098	314
20-543-XP	150, 327	20-728	83, 314, 342	21-003-168	69, 312
20-544	150, 327	20-728-XP	83, 314, 342	21-020	83, 314, 342
20-544-XP	150, 327	20-729	125, 322	21-021	83, 314
20-545	137, 150, 320, 327	20-729-XP	125	21-059	254, 274, 316
20-545-XP	137, 150, 320, 327	20-730	322	22-001	125, 322
20-546	137, 150, 320, 327	20-730-XP	322	22-002	125, 322
20-546-XP	137, 150, 320, 327	20-731	322	22-003	137, 320
20-547	348	20-731-XP	322	22-004	137, 320
20-547-XP	348	20-739	342, 347	22-017	322
20-548	95, 314	20-739-XP	347	22-018	322
20-548-XP	95, 314	20-740	270, 345	22-019	322
20-550	313, 315, 342	20-740-XP	345	22-020	322
20-550-XP	313, 315, 342	20-741	345	22-061	323
20-552	254, 274, 316	20-741-XP	345	22-062	323
20-552-XP	254, 274, 316	20-742	150, 326	22-069	320
20-554	313	20-742-XP	150, 326	22-081	254, 322
20-554-XP	313	20-743	150, 326	22-082	322
20-562	347	20-743-XP	150, 326	22-085	150, 326
20-562-XP	347	20-744	150, 326	22-086	150, 326
20-565	113, 315	20-744-XP	150, 326	22-093	230, 322
20-565-XP	113, 315	20-745	137, 150, 320, 326	22-642	150, 326
20-572	317	20-745-XP	137, 150, 320, 326	22-643	150, 326
20-572-XP	317	20-746	137, 150, 320, 326	22-644	150, 326
20-574	317	20-746-XP	137, 150, 320, 326	22-645	137, 320
20-574-XP	317	20-747	348	22-646	137, 320
20-587	195, 219, 330	20-747-XP	348	23-000	315
20-587-XP	195, 219, 330	20-748	95, 314	23-001	95, 314
20-589	333	20-748-XP	95, 314	23-003	95, 314
20-589-XP	333	20-750	313, 315, 342	23-003-098	95
20-593	195, 219, 330	20-750-XP	313, 315, 342	23-013	313, 315, 342
20-593-XP	195, 219, 330	20-752	254, 270, 274, 316	23-014	315
20-700	195, 330	20-752-XP	254, 274, 316	23-030	345
20-700-XP	195, 330	20-757	344	23-030-ICX	381
20-701	195, 330	20-757-XP	344	23-031	345
20-701-XP	195, 330	20-762	347	23-065	113, 315
20-705	349	20-762-XP	347	23-118	313
20-705-XP	349	20-763	335	24-022	347
20-706	331	20-763-XP	335	24-031	342
20-706-XP	331	20-765	113, 315	24-032	342
20-708	331	20-765-XP	113, 315	24-033	342
20-708-XP	331	20-766	336	24-034	342
20-709	343	20-766-XP	336	24-035	342
20-709-XP	343	20-771	335	24-119	347
20-710	343	20-771-XP	335	24-120	347
20-710-XP	343	20-772	317	24-123	348
20-715	195, 330	20-772-XP	317	24-126	347
20-715-XP	195, 330	20-774	317	24-127	347
20-716	343	20-774-XP	317	24-139	342, 347
20-716-XP	343	20-776	335	24-147	348
20-717	195, 219, 330	20-776-XP	335	24-561	342
20-717-XP	195, 219, 330	20-782	335	24-561-XP	342
20-718	331	20-782-XP	335	24-562	342
20-718-XP	331	20-783	335	24-562-XP	342
20-719	347	20-783-XP	335	24-563	342
20-719-XP	347	20-787	195, 219, 330	24-563-XP	342
20-720	347	20-787-XP	195, 219, 330	24-564	342
20-720-XP	347	20-789	333	24-564-XP	342

INDEX

Part Number	Page Number	Part Number	Page Number	Part Number	Page Number
24-565.....	342	33-154.....	312, 313, 314, 315, 316, 317, 320, 327, 342, 347, 358	34-904.....	355
24-565-XP.....	342	33-160.....	358	34-905.....	355
24-567.....	333	33-162.....	347, 348, 358	34-906.....	355
24-567-XP.....	333	33-163.....	347, 348, 358	34-907.....	355
24-569.....	254, 322	33-167.....	326, 358	34-908.....	355
24-569-XP.....	254, 322	33-186.....	326, 358	34-909.....	355
24-570.....	322	33-213.....	312, 313, 314, 315, 316, 317, 320, 326, 347, 358, 359	34-910.....	355
24-570-XP.....	322	33-214.....	312, 313, 314, 315, 316, 317, 320, 326, 347, 358, 359	34-911.....	355
24-761.....	342	33-216.....	312, 314, 315, 358	34-912.....	355
24-761-XP.....	342	33-219.....	347, 348	34-913.....	355
24-762.....	342	33-221.....	312, 313, 314, 315, 316, 317, 320, 327, 342, 347, 358	34-914.....	355
24-762-XP.....	342	33-222.....	347, 358	34-915.....	355
24-763.....	342	33-223.....	347, 358	34-916.....	355
24-763-XP.....	342	33-224.....	347, 348, 358	34-917.....	355
24-764.....	342	33-225.....	347, 348, 358	34-918.....	355
24-764-XP.....	342	33-231.....	347, 348, 358	34-919.....	355
24-765.....	342	33-232.....	347, 358	34-950.....	355
24-765-XP.....	342	33-233.....	352, 358	34-952.....	355
24-767.....	333	33-234.....	352, 358	35-002.....	366
24-767-XP.....	333	33-235.....	312, 314, 315, 358	35-003.....	366
24-769.....	254, 322	33-236.....	358	35-004.....	372
24-769-XP.....	254, 322	33-616.....	352, 358	35-004-XP.....	373
24-770.....	322	33-806.....	352, 358	35-005.....	372
24-770-XP.....	322	34-001.....	354	35-005-XP.....	373
26-021.....	195, 330, 339	34-002.....	354	35-006.....	372
26-023.....	333, 339	34-003.....	354	35-006-XP.....	373
26-064.....	335	34-004.....	354	35-007.....	366
26-072.....	331	34-005.....	354	35-008.....	377
26-073.....	331	34-006.....	354	35-009.....	366
26-091.....	335	34-007.....	354	35-012.....	372
26-094.....	335	34-058.....	354	35-012-XP.....	373
26-098.....	336	34-101.....	354	35-013.....	372
30-001.....	195, 219, 330, 339	34-102.....	354	35-013-XP.....	373
30-002.....	195, 330, 339	34-103.....	354	35-015.....	366
30-004.....	333, 339	34-202.....	354	35-016.....	366
30-005.....	333, 339	34-203.....	354	35-019.....	372
30-007.....	335	34-204.....	354	35-019-XP.....	373
30-008.....	335	34-205.....	354	35-021.....	367
30-010.....	335	34-206.....	354	35-039.....	377
30-016.....	335	34-207.....	354	35-052.....	370
30-021.....	195, 219, 330, 339	34-208.....	354	35-052-XP.....	371
30-022.....	195, 330, 339	34-209.....	354	35-053.....	370
30-030.....	335	34-300.....	354	35-053-XP.....	371
30-032.....	335	34-301.....	354	35-056.....	364
30-120.....	345	34-302.....	354	35-057.....	377
30-121.....	345	34-303.....	354	35-076.....	364
30-137.....	335	34-304.....	354	35-077.....	364
30-138.....	335	34-305.....	354	35-079.....	364
30-140.....	335	34-306.....	354	35-097.....	377
33-005.....	358	34-307.....	354	35-100.....	364
33-007.....	347, 348, 358	34-308.....	354	35-101.....	364
33-058.....	358	34-309.....	354	35-102.....	364
33-059.....	358	34-401.....	354, 423	35-104.....	377
33-059-149.....	358	34-800.....	355	35-110.....	377
33-060.....	347, 358	34-801.....	355	35-111.....	377
33-065.....	358	34-802.....	355	35-115.....	370
33-080.....	347, 358	34-803.....	355	35-115-XP.....	371
33-081.....	347, 358	34-804.....	355	35-116.....	370
33-119.....	312, 314, 315, 316, 317, 320, 326, 342, 347, 358	34-805.....	355	35-116-XP.....	371
33-133.....	358	34-806.....	355	35-130.....	364
33-134.....	313	34-807.....	355	35-131.....	364
33-136.....	312, 313, 314, 315, 316, 317, 320, 326, 342, 347, 358	34-808.....	355	35-135-C.....	385
33-137.....	312, 313, 314, 315, 316, 317, 320, 342, 347, 352, 358	34-809.....	355	35-138.....	374
33-138.....	312, 313, 314, 315, 316, 317, 320, 342, 347, 352, 358	34-902.....	355	35-138-XP.....	375
33-139.....	358	34-903.....	355	35-140.....	364
				35-141.....	364
				35-143.....	364
				35-144.....	364
				35-157.....	370

Part Number	Page Number	Part Number	Page Number	Part Number	Page Number
35-157-XP	371	38-090	193	40-223	423
35-158	370	38-091	193	40-224	430
35-158-XP	371	38-092	193	40-225	368
35-159	370	38-093	193	40-226	422
35-159-XP	371	38-094	193	40-227	422
35-171	370	38-095	193	40-228	422
35-172-XP	370, 371	39-029	430	40-247	420
35-199	374	39-030	65, 80, 92, 112, 123, 134, 146, 252, 253, 272	40-286	422
35-199-XP	375	39-034	193	40-296	420
35-215	374	39-042	191, 430	40-400	111
35-215-XP	375	39-234	193	40-600	111
35-216	374	40-015	422	41-005	65
35-216-XP	375	40-017	422	43-005	80, 92, 112
35-218	374	40-026	422	44-104	429
35-218-XP	375	40-029	422	44-105	429
35-223	378	40-030	422	44-106	429
35-224	378	40-031	422	44-107	429
35-227	378	40-032	422	44-108	429
35-228	378	40-035	422	44-109	429
35-229	378	40-049	422	44-111	429
35-231	377	40-054	423	44-112	429
35-250	377	40-060	372, 374	44-113	429
35-251	377	40-060-XP	373, 375	44-115	429
35-264	369	40-061	370	44-119	429
35-267	368	40-061-XP	371	44-120	429
35-268	368	40-062	370	44-121	429
35-269	368	40-062-XP	371	44-161	429
35-270	368	40-065	370	44-162	429
35-271	368	40-065-XP	371	44-165	429
35-272	368	40-066	419	44-166	429
35-273	374	40-070	418	44-212	429
35-273-XP	375	40-071	420	47-413	317
35-289	377	40-074	419	47-414	317
35-310	367	40-075	419	47-542	317
35-400	369	40-097	423	47-542-XP	317
35-401	367	40-099	419	47-543	317
35-421-XP	376	40-104	419	47-743	317
35-422-XP	376	40-112	422	47-743-XP	317
35-423-XP	376	40-119	418	47-744	317
35-424-XP	376	40-128	420	47-744-XP	317
35-425	367	40-129	420	48-002	366
35-427-XP	376	40-132	418	48-003	366
35-429	369	40-133	418	48-004	372
35-430	369	40-134	418	48-004-XP	373
35-431-XP	376	40-147	424	48-005	372
36-066	324, 344	40-148	424	48-005-XP	373
36-067	324	40-152	422	48-006	372
36-068	324	40-153	422	48-006-XP	373
36-069	324	40-158	422	48-007	366
36-070	324	40-160	425	48-008	377
36-071	324	40-161	425	48-009	366
36-072	324	40-162	425	48-012	372
36-079	340	40-163	425	48-012-XP	373
36-080	191	40-164	425	48-013	366
36-082	340	40-165	425	48-014	374
36-083	340	40-166	425	48-014-XP	375
36-085	324	40-167	425	48-015	366
36-086	321, 323, 324	40-168	425	48-016	366
37-001	67, 81, 93, 115	40-169	425	48-019	372
37-015	185	40-170	425	48-019-XP	373
37-016	134, 135, 146, 147, 229	40-171	420	48-020	372
38-016	123	40-172	420	48-020-XP	373
38-017	123	40-173	420	48-021	367
38-018	68, 94, 273	40-175	422	48-034	368
38-031	123, 135	40-176	422	48-039	377
38-032	123	40-177	422	48-052	370
38-033	349	40-179	422	48-052-XP	371
38-034	134, 147	40-181	420	48-053	370
38-070	334			48-053-XP	371

INDEX

PARTS INDEX

Part Number	Page Number
48-056	365
48-056-ICX	381
48-076	365
48-077	365
48-079	365
48-097	377
48-100	365, 384
48-101	365
48-101-ICX	381
48-102	365
48-104	377
48-113	377
48-114	377
48-115	370
48-115-XP	371
48-116	370
48-116-XP	371
48-130	365
48-131	365
48-140	365
48-141	365
48-143	365
48-144	365
48-157	370
48-157-XP	371
48-158	370
48-158-XP	371
48-159	370
48-159-XP	371
48-171	370
48-171-XP	371
48-172	370
48-172-XP	371
48-199	374
48-199-XP	375
48-215	374
48-215-XP	375
48-216	374
48-216-XP	375
48-218	374
48-218-XP	375
48-223	378
48-224	378
48-227	378
48-228	378
48-229	378
48-264	369
48-267	368
48-268	368
48-269	368
48-270	368
48-271	368
48-272	368
48-273	374
48-273-XP	375
48-289	377
48-310	382
48-311	382
48-400	369
48-401	367
48-421-XP	376
48-422-XP	376
48-423-XP	376
48-424-XP	376
48-425	367
48-426	367
48-429	369
48-430	369
48-431-XP	376

Part Number	Page Number
48-432-XP	376
49-000	369
49-002	366
49-003	366
49-004	372
49-004-XP	373
49-005	372
49-005-XP	373
49-007	366
49-009	366
49-012	372
49-012-XP	373
49-015	366
49-016	366
49-020	372
49-020-XP	373
49-021	367
49-022	367
49-023	374
49-023-XP	375
49-052	370
49-052-XP	371
49-053	370
49-053-XP	371
49-056	365
49-076	365
49-077	365
49-079	365
49-100	365, 384
49-101	365
49-102	365
49-115	370
49-115-XP	371
49-116	370
49-116-XP	371
49-130	365
49-131	365
49-140	365
49-141	365
49-143	365
49-144	365
49-157	370
49-157-XP	371
49-158	370
49-158-XP	371
49-171	370
49-171-XP	371
49-172	370
49-172-XP	371
49-199	374
49-199-XP	375
49-215	374
49-215-XP	375
49-223	378
49-224	378
49-227	378
49-228	378
49-229	378
49-264	369
49-267	368
49-268	368
49-269	368
49-270	368
49-271	368
49-272	368
49-273	374
49-273-XP	375
49-355	369
49-356	367

Part Number	Page Number
49-400	369
49-401	367
49-421-XP	376
49-422-XP	376
49-423-XP	376
49-424-XP	376
49-425	367
49-426	367
49-429	369
49-430	369
49-431-XP	376
49-432-XP	376
50-001	383
50-002	380
50-003	379
50-120	386
50-121	386
50-122	386
50-123	386
50-210	383
50-211	383
50-214	387
50-215	387
50-216	380
50-217	379
50-219	379
50-220	379
50-221	379
50-223	384
50-224	384
50-227	387
50-228	387
50-229	379
50-230	385
50-231	381, 382
50-232	387
50-233	379
50-600	386
50-700	386
51-021	79
51-022	79
51-023	79
51-024	79
51-025	79
51-026	79
51-037	81
51-038	81
51-039	81
51-040	81
51-041	81
60-000	387
60-001	387
61-500	137
61-501	137
61-502	137
61-503	137
61-504	137
61-505	137
61-506	137
61-507	137
61-509	135, 377
61-510	135, 377
68-001	252
68-001 xxx	272
68-002 xxx	272
68-003	252, 272
68-004	252, 272
68-011 xxx	272
68-012 xxx	272

Part Number	Page Number	Part Number	Page Number	Part Number	Page Number
68-013 xxx	272	90-202-6	356	91-195	310
80-033	346	90-202-6-8	356	91-196	310
80-035	382	90-202-8	356	91-197	310
80-036	346	90-203	356	91-198	310
80-037	346	90-203-5	356	91-199	310
80-043	346	90-203-5-7	356	91-200	308
80-101	337	90-203-5-7-9	356	91-451	309
80-102	337	90-203-5-9	356	91-453	309
80-103	338	90-203-7	356	91-500	308
80-104	337	90-203-7-9	356	91-504-XP	69
80-105	338	90-203-9	356	91-505-XP	69
80-108	337	90-204	356	91-551	309
80-109	337	90-204-6	356	91-552	309
80-110	337	90-204-6-8	356	91-553	309
80-111	338	90-204-8	356	91-700	308
80-112	337	90-205	356	91-701-XP	320
80-113	338	90-205-7	356	91-702-XP	320
80-115	337	90-205-7-9	356	91-703-XP	320
80-116	344	90-205-9	356	91-704-XP	69, 95, 312, 314
80-129	344	90-206	356	91-705-XP	69, 312
80-131	337	90-206-8	356	91-706-XP	83, 314
80-132	337	90-207	356	91-707-XP	125
80-133	338	90-207-9	356	91-708-XP	347
80-134	337	90-208	356	91-709-XP	150, 326
80-135	338	90-209	356	91-710-XP	150, 326
80-138	337	91-001	317	91-711-XP	150, 326
80-159	344	91-002	317	91-712-XP	150, 320, 326
80-301	337	91-004	69, 95, 312, 314	91-713-XP	150, 320, 326
80-302	337	91-005	69, 312	91-714-XP	95, 314
80-303	338	91-006	83, 314	91-715-XP	313, 315
80-304	337	91-007	254, 274, 316	91-718-XP	113, 315
80-305	338	91-008	125	91-719-XP	317
80-308	337	91-009	320	91-720-XP	317, 347
80-329	344	91-010	320	91-721-XP	313
90-200	356	91-011	320	91-722-XP	254, 274
90-200-2	356	91-014	320	91-729-XP	254
90-200-2-4	356	91-015	320	91-742-XP	347
90-200-2-4-6	356	91-016	95, 314	91-743-XP	347
90-200-2-4-6-8	356	91-017	313, 315	91-744-XP	348
90-200-2-4-8	356	91-018	113, 315	91-745-XP	347
90-200-2-6	356	91-019	313	91-746-XP	348
90-200-2-6-8	356	91-020	347	91-751-XP	195, 330
90-200-2-8	356	91-027	347	91-757-XP	195, 330
90-200-4	356	91-028	150, 326	91-758-XP	332
90-200-4-6	356	91-029	150, 326	91-759-XP	195, 332
90-200-4-8	356	91-030	150, 326	91-772-XP	316
90-200-6	356	91-031	150, 326	91-774-XP	343
90-200-6-8	356	91-032	150, 326	91-775-XP	343
90-200-8	356	91-042	347	91-874-XP	336
90-201	356	91-043	347	021415	422
90-201-3	356	91-044	348	030730-001	342
90-201-3-5	356	91-045	347	030730-002	342
90-201-3-5-7	356	91-046	348	820406	301
90-201-3-5-7-9	356	91-051	195, 330	829632-26	286
90-201-3-5-9	356	91-059	195	840088-00	286
90-201-3-7	356	91-060	332	840613-00	286
90-201-3-9	356	91-061	332	840956-04	285
90-201-5	356	91-062	195, 330	840956-25	285
90-201-5-7	356	91-074	343	840956-26	285
90-201-5-7-9	356	91-075	343	840956-32	285
90-201-5-9	356	91-163	335	840957-04	285
90-201-7	356	91-165	335	840957-25	285
90-201-7-9	356	91-169	335	840957-26	285
90-201-9	356	91-172	336	840957-32	285
90-202	356	91-173	335	840964-03	285
90-202-4	356	91-174	336	840964-04	285
90-202-4-6	356	91-175	336	840964-13	285
90-202-4-6-8	356	91-175-XP	336	840964-25	285
90-202-4-8	356	91-194	310	840964-26	285

INDEX

Part Number	Page Number
840965-31.....	285
840965-32.....	285
840967-64.....	285
850410.....	300
855101.....	299
855118.....	299
855125.....	299
855156.....	300
994800.....	301
994848.....	299
994862.....	301
999201.....	301
999218.....	301
999225.....	301
999232.....	300
999249.....	301
999256.....	301
999263.....	301
999270.....	301
999461.....	291, 301
999478.....	291, 301
23446339.....	345
23446347.....	346
23538077.....	318
23538085.....	313, 318
24002693.....	422
24085037.....	114
24085060.....	114
24088544.....	114
24088551.....	114
24302960.....	218
24341471.....	422
24353625.....	193
24358830.....	193
24457715.....	193
24457723.....	193
24483760.....	115
24511081.....	218
24594970.....	214
24616914.....	217
24616922.....	218
24616930.....	218
24624892.....	218
24625642.....	218
24625667.....	218
24625717.....	218
24641714.....	218
24647265.....	217
24653917.....	218
24653925.....	218
24664997.....	217
24665002.....	217
24683542.....	218
24691750.....	217
24691768.....	217
24691776.....	217
24691784.....	217
24721714.....	217
24721722.....	217
24750408.....	217
24756504.....	217
24759599.....	217
24759623.....	217
24759656.....	217
24759664.....	217
24792558.....	217
24865057.....	218
24869893.....	218
24869901.....	218

Part Number	Page Number
46929456.....	346
48968887.....	217
49001704.....	218
840964725.....	285

A

A100-045.....	347, 360
A100-046.....	347, 360
A100-047.....	347, 360
A100-048.....	347, 360
A100-049.....	347, 360
A100-050.....	347, 348, 360
A100-051.....	352, 360
A100-052.....	347
A100-053.....	82
A100-054.....	82
A201-330.....	68
A201-370.....	68, 82
A201-377.....	68
A201-399.....	68
A201-406.....	68
A201-558.....	65
A201-683.....	347, 348
A201-684.....	68
A201-688.....	68
A201-690.....	347, 360
A201-691.....	360
A201-811.....	69
A201-812.....	69
A201-814.....	69
A201-848.....	360
A201-849.....	347, 348
A201-934.....	318
A301-043.....	348
A301-337.....	312, 314, 318
A301-338.....	312, 318, 347, 348
A301-339.....	312, 318
A301-386.....	68
A301-387.....	68
A301-391.....	68
A301-402.....	68, 82
A301-403.....	68
A301-404.....	68
A301-405.....	68
A301-406.....	68
A301-409.....	68
A301-410.....	68
A500-00.....	68
A500-002.....	68
A501-161.....	69
A501-167.....	68, 82, 94
A501-171.....	83, 95, 115
A501-305.....	68, 82
A501-311.....	82
A501-498.....	68
A501-499.....	68
A501-565.....	67, 81, 93, 115, 123, 135, 147
A501-566.....	67, 81, 93, 115, 123, 135, 147
A501-567.....	67, 81, 93, 115
A501-615.....	68, 82
A501-633.....	68
A501-693.....	312, 318
A501-710.....	68
A501-721.....	68, 82
A501-746.....	83, 95
A501-766.....	65
A501-767.....	68
A501-768.....	68

Part Number	Page Number
A501-769.....	69
A501-770.....	69
A501-783.....	348
A501-791.....	68, 82
A501-818.....	69
A501-874.....	68, 82
A501-878.....	67, 81, 93, 135, 273
A501-901.....	68, 82
A501-941.....	65
A501-945.....	230
A501-991.....	312, 318
A508-399.....	68
A508-597.....	68, 82
A508-598.....	68
A508-600.....	68
A508-605.....	68
A508-606.....	318
A508-614.....	318
A508-640.....	68
A508-641.....	68
A508-649.....	69
A508-650.....	69
A508-652.....	342
A508-653.....	312, 313, 314, 315, 316, 317, 320, 326, 347, 352, 359, 360
A508-655.....	312, 313, 314, 315, 316, 317, 320, 326, 327, 342, 347, 359, 360
A508-660.....	312, 313, 314, 315, 316, 317, 320, 326, 347, 348
A508-661.....	312, 313, 314, 315, 316, 317, 320, 326, 347
A508-662.....	347
A590-158.....	68, 82
A590-159.....	68, 82
A590-180.....	68, 82
A590-181.....	68, 82
A700-003.....	82
A700-004.....	82
A700-014.....	82
A700-015.....	82
A700-016.....	82
A700-017.....	68, 82
A700-021.....	79
A700-023.....	314, 318
A700-028.....	81
A700-029.....	81
A700-030.....	81
A700-031.....	314, 318, 342
A700-032.....	83
A700-033.....	81
A700-034.....	81
A700-036.....	82
A700-039.....	79
A700-041.....	79
A700-043.....	81
A700-044.....	79
A700-045.....	79
A700-046.....	82
A700-047.....	79, 82
A700-048.....	81
A700-049.....	81
A700-050.....	81
A700-051.....	81
A700-052.....	79
A700-056.....	82
A700-057.....	82
A710-001.....	82

Part Number	Page Number	Part Number	Page Number	Part Number	Page Number
A710-004.....	82	B520-236.....	324, 325	B520-782.....	351
A710-007.....	82	B520-237.....	324, 325	B520-783.....	351
A710-008.....	82	B520-240.....	323, 329	B520-784.....	351
A710-020.....	82	B520-242.....	324, 325	B520-785.....	351
B		B520-243.....	324, 325	B520-786.....	351
B202-269.....	324, 325	B520-253.....	350	B520-787.....	351
B202-328.....	344	B520-254.....	334, 341	B520-788.....	332
B202-339.....	349	B520-256.....	350	B520-789.....	332
B202-369.....	324, 325	B520-267.....	124	B530-254.....	350
B202-370.....	324, 325, 329	B520-268.....	124	B590-295.....	334
B202-453.....	324, 325, 329	B520-269.....	124	B590-298.....	359
B202-509.....	125	B520-271.....	124	B590-299.....	359
B202-517.....	83, 95, 115, 125, 264	B520-295.....	341	B590-443.....	324
B202-557.....	324, 329	B520-296.....	350	B600-017.....	147
B202-558.....	324, 325	B520-298.....	136, 322, 328	B600-018.....	134, 147
B202-560.....	125	B520-309.....	350	B600-029.....	321, 323, 329
B202-578.....	230	B520-329.....	350	B600-032.....	323
B202-580.....	321, 324, 325	B520-360.....	350	B600-040.....	321
B202-671.....	123	B520-361.....	344	B600-041.....	321, 323
B202-672.....	123	B520-366.....	350	B600-045.....	321
B202-824.....	322	B520-367.....	350	B600-046.....	321
B202-825.....	322	B520-375.....	324	B600-047.....	136
B202-957.....	321, 324	B520-378.....	336, 338	B600-048.....	136
B220-001.....	344	B520-407.....	348	B600-053.....	136
B220-006.....	360	B520-408.....	348	B600-066.....	136
B220-032.....	324, 329	B520-409.....	348	B600-070.....	328
B220-036.....	324	B520-483.....	338	B600-071.....	321, 323
B220-043.....	125	B520-484.....	338	B600-078.....	136
B220-050.....	338	B520-541.....	321, 323, 324	B600-085.....	321
B220-117.....	360	B520-648.....	321	B600-086.....	321
B220-280.....	360	B520-649.....	135	B600-089.....	328, 329
B220-282.....	360	B520-650.....	135	B600-090.....	328
B220-284.....	360	B520-651.....	321	B600-092.....	321, 328
B250PD.....	121	B520-652.....	321	B600-100.....	136
B300-057.....	230	B520-653.....	321	B600-101.....	136
B300-058.....	230	B520-662.....	136	B600-106.....	321, 329
B300-108.....	321	B520-663.....	136	B600-107.....	321, 329, 344
B302-041.....	134	B520-667.....	321	B600-108.....	321, 329
B302-043.....	321	B520-685.....	323	B610-014.....	321, 329
B302-045.....	134	B520-690.....	334, 359	B610-024.....	328
B502-191.....	333, 334, 341, 350	B520-691.....	334, 359	B610-025.....	328
B502-200.....	344	B520-692.....	334, 359	B610-028.....	321, 329
B502-209.....	344	B520-693.....	334, 359	B610-031.....	321, 329
B502-292.....	334	B520-698.....	336, 341	B610-032.....	321, 329
B502-310-604.....	344	B520-721.....	359	B610-035.....	147
B502-380.....	334	B520-722.....	359	B610-040.....	321, 329
B502-468.....	334, 352	B520-723.....	359	B610-041.....	321, 328, 329
B502-486.....	349	B520-724.....	359	B610-042.....	328
B502-815.....	123	B520-725.....	359	B610-043.....	328
B502-873.....	230	B520-726.....	359	B610-044.....	328
B502-899.....	344	B520-727.....	359	B610-045.....	328
B502-907.....	341	B520-728.....	349	B610-046.....	328
B502-942.....	334, 352	B520-729.....	349	B610-049.....	148
B502-943.....	334	B520-730.....	350	B610-050.....	148
B502-944.....	334	B520-731.....	350	B610-051.....	148
B502-945.....	334	B520-732.....	350	B610-053.....	148
B502-946.....	349	B520-733.....	350	B610-054.....	148
B502-948.....	333, 334, 341, 350	B520-734.....	350	B610-055.....	148
B502-949.....	324	B520-735.....	350	B610-056.....	148
B502-998.....	254	B520-736.....	350	B610-059.....	149
B502-999.....	324, 325	B520-737.....	350	B610-061.....	149
B520-086.....	124	B520-738.....	341	B610-062.....	149
B520-087.....	124	B520-739.....	341	B610-063.....	149
B520-153.....	344	B520-740.....	341	B610-064.....	149
B520-223.....	350	B520-741.....	341	B610-065.....	149
B520-233.....	350	B520-743.....	331, 334	B610-066.....	148, 149
B520-235.....	323	B520-744.....	331, 334	B610-071.....	328
		B520-780.....	351	B610-082.....	326, 327, 328
		B520-781.....	351	B610-083.....	326, 327, 328

INDEX

Part Number	Page Number
B610-084.....	326, 327, 328
B610-085.....	326, 327, 328
B610-086.....	326, 327, 328
B610-203.....	321, 329
B610-204.....	321, 329
B610-205.....	321, 329
B610-281.....	321, 329

C	
C100-059.....	94
C100-062.....	94
C102-522.....	93
C102-524.....	93
C102-540.....	94
C102-541.....	93
C102-542.....	93
C102-570.....	93
C102-572.....	93
C102-837.....	94
C102-840.....	94
C203-034.....	94
C203-311.....	69, 83, 95, 115, 125, 149, 254, 273
C203-312.....	69, 83, 95, 115, 125, 149, 273
C203-376.....	94
C203-390.....	94
C203-391.....	94
C203-411.....	94
C203-726.....	352, 360
C203-733.....	94
C203-736.....	83, 95, 115, 194
C203-858.....	94
C203-947.....	94
C203-948.....	94
C303-006.....	94
C303-007.....	95
C303-028.....	95
C303-029.....	83
C303-400.....	94
C303-421.....	83
C303-437.....	347, 348
C303-438.....	83
C303-439.....	94
C503-008.....	68, 94
C503-019.....	94, 114
C503-113.....	354
C503-115.....	345, 354
C503-116.....	354
C503-118.....	345, 354
C503-308.....	82, 94
C503-314.....	94
C503-324.....	94
C503-331.....	114
C503-334.....	94
C503-335.....	94
C503-339.....	94
C503-346.....	352
C503-359.....	94
C503-360.....	94
C503-361.....	94
C503-362.....	94
C503-368.....	94
C503-371.....	94
C503-400.....	94
C503-403.....	92
C503-524.....	318
C503-746.....	92

Part Number	Page Number
C503-767.....	312, 314, 315, 318
C503-768.....	94
C503-775.....	92
C503-940.....	92
C503-965.....	94
C504-114.....	355
C504-116.....	355
C603-098.....	328
C603-195.....	318
C603-256.....	69, 83, 95, 115, 124, 148, 273
C603-262.....	92
C603-500.....	94
C603-524.....	314, 318
C603-569.....	92
C603-623.....	123, 263
C603-827.....	345, 354
C603-897.....	69, 83, 95, 115, 124, 136, 148, 254, 273
C603-936.....	355
C603-950.....	354
C603-951.....	354
C603-952.....	354
C603-956.....	345
C603-964.....	345
C603-967.....	345
C604-050.....	352
C604-051.....	352
C604-052.....	352
C604-053.....	352
C604-088.....	352
C604-089.....	352
C604-106.....	314, 318
C604-107.....	318
C604-144.....	318
C604-187.....	94, 114
C604-188.....	94, 114
C604-191.....	94, 114
C604-204.....	94
C604-205.....	94
C604-226.....	352
C604-234.....	352
C604-243.....	313, 315, 318, 342, 347, 348
C604-268.....	352
C604-269.....	352
C604-271.....	352
C604-273.....	82, 94
C604-307.....	65
C604-312.....	94
C604-333.....	92
C604-334.....	336
C604-348.....	315, 318
C604-354.....	82
C604-362.....	318
C604-368.....	318
C604-369.....	318
C604-371.....	318
C604-372.....	318
C604-381.....	79
C604-395.....	83
C604-400.....	82
C604-402.....	79
C604-419.....	352
C607-062.....	348
CL10-301.....	319, 416
CL10-350.....	416
CL10-352.....	416
CL10-354.....	416

Part Number	Page Number
CL10-355.....	416
CL10-360.....	317, 319, 416
CL10-361.....	319, 416
CL10-362.....	319, 416
CL100PB.....	412
CL154PB.....	412
CL154PB-XP.....	412
CL174PB.....	412
CL174PB-XP.....	412
CL200PB.....	412
CL254PB.....	412
CL254PB-XP.....	412
CL274PB.....	412
CL274PB-XP.....	412
CL720-3-1.....	416
CL720-3-2.....	416
CL720-3-3.....	416
CL720-3-4.....	416
CL720-3-5.....	416
CL720G.....	414
CL721G.....	414
CL725-1.....	416
CL725G.....	414
CL725-SP.....	416
CL728G.....	414
CL729G.....	414
CL729S-2.....	416
CL729S-3.....	416
CL771G.....	414
CL774R.....	413
CL774R-XP.....	413
CL775G.....	414
CL775-SP.....	416
CL777R.....	413
CL874R.....	413
CL874R-XP.....	413
CL888R.....	413
CL920R.....	413
CL929R.....	413
CL974R.....	413
CL974R-XP.....	413
CL7788-PA-D.....	416
CL-ETSI.....	416
CLTR78.....	416
CON-6.....	116, 196, 220
CON-6P.....	116, 196, 220
CON-6W.....	116, 196, 220
CON-12.....	116, 196, 220
CON-12P.....	116, 196, 220
CON-26.....	116, 196, 220
CON-26P.....	116, 196, 220
CON-32.....	116, 196, 220
CON-32P.....	116, 196, 220
CON-38.....	116, 196, 220
CON-38P.....	116, 196, 220
CON-44.....	116, 196, 220
CON-44P.....	116, 196, 220
CON-50.....	116, 196, 220
CON-50P.....	116, 196, 220
CON-192.....	116, 196, 220
CON-192P.....	116, 196, 220
CON-KIT.....	116, 196, 220
CS210-B500.....	227

D	
D500-000.....	79, 113

Part Number	Page Number	Part Number	Page Number	Part Number	Page Number
E					
E205-204.....	324, 325	HANDLE.10231.....	285	HLPART.10060.....	286
F					
F206-493.....	230	HANDLE.10236.....	285	HLPART.10061.....	286
F206-494.....	230	HANDLE.10238.....	284	HLPART.10062.....	286
F206-496.....	230	HANDLE.10243.....	285	HLPART.10063.....	286
F506-237.....	273	HANDLE.10248.....	283	HLPART.10064.....	286
F506-278.....	273	HANDLE.10254.....	284	HLPART.10065.....	286
F506-359.....	136	HANDLE.10261.....	284	HLPART.10066.....	286
F506-455.....	264	HANDLE.10262.....	284	HLPART.10067.....	286
F506-864.....	230	HANDLE.10264.....	284	HLPART.10068.....	286
F506-867.....	230, 254	HANDLE.10266.....	284	HLPART.10069.....	286
F506-878.....	230	HANDLE.10267.....	284	HLPART.10070.....	286
F605-038.....	319	HANDLE.10268.....	284	HLPART.10071.....	286
G					
G506-815.....	67, 81, 93, 254, 273	HANDLE.10269.....	284	HLPART.10072.....	286
G570-232.....	68	HANDLE.10270.....	284	HLPART.10073.....	286
H					
HANDLE.10155.....	283	HANDLE.10271.....	284	HLPART.10074.....	286
HANDLE.10156.....	283	HANDLE.10272.....	284	HLPART.10075.....	286
HANDLE.10157.....	283	HANDLE.10273.....	284	HLPART.10076.....	286
HANDLE.10158.....	283	HANDLE.10275.....	283	HLPART.10077.....	286
HANDLE.10159.....	283	HANDLE.10277.....	284	HLPART.10078.....	286
HANDLE.10160.....	283	HANDLE.10278.....	284	HLPART.10079.....	286
HANDLE.10161.....	283	HANDLE.10279.....	284	HLPART.10080.....	286
HANDLE.10162.....	283	HANDLE.10280.....	284	HLPART.10081.....	286
HANDLE.10168.....	283	HANDLE.10281.....	285	HLPART.10082.....	286
HANDLE.10170.....	283	HANDLE.10282.....	285	HLPART.10083.....	286
HANDLE.10176.....	283	HANDLE.10285.....	285	HLPART.10153.....	286
HANDLE.10178.....	283	HANDLE.10286.....	285	HLPART.10154.....	286
HANDLE.10179.....	283	HANDLE.10289.....	284	HLPART.10155.....	286
HANDLE.10180.....	283	HANDLE.10290.....	285	HLPART.10156.....	286
HANDLE.10181.....	283	HANDLE.10291.....	285	HLPART.10158.....	286
HANDLE.10182.....	283	HANDLE.10296.....	284	HLPART.10159.....	286
HANDLE.10183.....	283	HANDLE.10297.....	284	J	
HANDLE.10184.....	283	HANDLE.10298.....	285	J250-028.....	136
HANDLE.10185.....	283	HANDLE.10306.....	283	K	
HANDLE.10186.....	283	HANDLE.10308.....	283	K110-020.....	194
HANDLE.10192.....	283	HANDLE.10317.....	284	K110-020 xx.....	214
HANDLE.10194.....	283	HANDLE.10318.....	284	K110-480 316.....	359
HANDLE.10200.....	283	HANDLE.10325.....	285	K110-480 605.....	359
HANDLE.10202.....	283	HANDLE.10326.....	285	K110-480 606.....	359
HANDLE.10203.....	284	HL6-2.....	280	K110-480 609.....	359
HANDLE.10205.....	284	HL6-3.....	280	K110-480 612.....	359
HANDLE.10206.....	284	HL6-5.....	280	K110-480 613.....	359
HANDLE.10207.....	284	HL6-7.....	280	K110-480 619.....	359
HANDLE.10208.....	284	HL6-9000RK.....	281	K110-480 625.....	359
HANDLE.10209.....	284	HL6-9010.....	281	K110-480 626.....	359
HANDLE.10211.....	284	HL6-9040.....	281	K110-480 629.....	359
HANDLE.10212.....	284	HL6-9050.....	281	K110-480 630.....	359
HANDLE.10213.....	284	HL6-9060.....	281	K110-550.....	191
HANDLE.10215.....	283	HL6-9070.....	281	K110-947.....	194
HANDLE.10217.....	284	HL6-9080.....	281	K510-045.....	354
HANDLE.10218.....	284	HL6-9082.....	281	K510-053.....	185
HANDLE.10219.....	284	HL6-9092EL/EU.....	281	K510-066.....	66, 80, 93, 112, 123, 146, 185, 263, 272
HANDLE.10220.....	284	HL6-9095EL/EU.....	281	K510-320.....	191
HANDLE.10221.....	285	HL6-9453.....	281	K510-330.....	186, 215
HANDLE.10222.....	285	HL6-9456.....	281	K510-389.....	188, 216
HANDLE.10225.....	283	HL6-9465.....	281	K510-390.....	188, 216
HANDLE.10226.....	285	HL6-9466.....	281	K510-434.....	354
HANDLE.10229.....	284	HL6-9473.....	281	K510-474.....	336
HANDLE.10230.....	285	HL6-9485.....	281	K510-680.....	335, 336, 337, 338, 341
		HL6-9486.....	281	K510-711.....	336, 338
		HLPART.10040.....	285	K510-730.....	335, 336, 337, 338, 341, 350
		HLPART.10041.....	285	K510-842.....	191
		HLPART.10042.....	285	KC215A130.....	293
		HLPART.10043.....	285	KC215B130.....	293
		HLPART.10044.....	285		
		HLPART.10045.....	285		
		HLPART.10047.....	285		
		HLPART.10048.....	285		
		HLPART.10049.....	285		
		HLPART.10051.....	285		

INDEX

Part Number	Page Number	Part Number	Page Number	Part Number	Page Number
KC215E220.....	291	L283-056 43.....	186, 215	L283-412.....	182
KS11D1200.....	293	L283-056 48.....	186, 215	L283-413.....	187
KS11F1200.....	293	L283-057.....	191	L283-414.....	187
KS21D1200.....	293	L283-060.....	188, 216	L283-415.....	187
KS21F1200.....	293	L283-061.....	188, 216	L283-416.....	187
KS23D2200.....	290, 292	L283-062.....	189	L283-417.....	187
KS23D2300.....	291	L283-064.....	188, 216	L283-418.....	187
KS23F2200.....	290, 292	L283-065.....	188, 216	L283-419.....	187
KS23F2300.....	291	L283-075.....	191	L283-420.....	187
KS41D1200.....	293	L283-099.....	189	L283-421.....	187
KS41F1200.....	293	L283-100.....	194	L283-422.....	187
KS43D2200.....	290, 292	L283-101.....	194	L283-423.....	187
KS43D2300.....	291	L283-112.....	191	L283-424.....	187
KS43D3200.....	290, 294	L283-121.....	194	L283-425.....	187
KS43F2200.....	290, 292	L283-122.....	194	L283-426.....	187
KS43F2300.....	291	L283-123.....	194	L283-427.....	187
KS43F3200.....	290, 294	L283-124 19.....	186, 215	L283-428.....	187
KS72F2300.....	291	L283-124 23.....	186, 215	L283-429.....	187
KZ11A10.....	297	L283-124 25.....	186, 215	L283-430.....	187
KZ11D10.....	297	L283-124 31.....	186, 215	L283-431.....	187
KZ11D20.....	297	L283-124 37.....	186, 215	L283-432.....	187
KZ11F10.....	297	L283-124 43.....	186, 215	L283-433.....	187
KZ11F40.....	297	L283-124 48.....	186, 215	L283-434.....	187
KZ11G10.....	297	L283-126.....	189	L283-435.....	187
KZ11G20.....	297	L283-127.....	191	L283-436.....	187
KZ11G40.....	297	L283-128.....	191	L283-438.....	187
KZ12D10.....	297	L283-131.....	189	L283-439.....	187
KZ12D20.....	297	L283-132.....	189	L283-440.....	187
KZ12D40.....	297	L283-133.....	189	L283-441.....	187
KZ12G10.....	297	L283-134.....	189	L283-442.....	187
KZ12G20.....	297	L283-137.....	189	L283-443.....	187
KZ12G40.....	297	L283-138.....	189	L283-444.....	187
KZ13D10.....	297	L283-139.....	189	L283-445.....	187
KZ13D20.....	297	L283-140.....	189	L283-446.....	187
KZ13D40.....	297	L283-141.....	189	L283-447.....	187
KZ13F10.....	297	L283-144.....	189	L283-448.....	187
KZ13F20.....	297	L283-145.....	189	L283-450.....	182
KZ13F40.....	297	L283-146.....	189	L283-452.....	191
KZ32BBO.....	319	L283-150.....	191, 218	L283-467.....	190
KZ32DAO.....	317, 319	L283-154 xx.....	194	L283-468.....	190
KZ33DCO.....	319	L283-170.....	189	L283-469.....	190
KZ34CAO.....	319	L283-171.....	189	L283-470.....	190
KZ34DAO.....	317, 319	L283-172.....	189	L283-471.....	190
KZ34EDO.....	319	L283-173.....	189	L283-472.....	190
KZ38BA1.....	319	L283-176.....	189	L283-473.....	190
KZ38BA2.....	319	L283-177.....	189	L283-474.....	190
KZ39OAL.....	423	L283-178.....	189	L283-475.....	190
		L283-180.....	189	L283-476.....	190
		L283-181.....	189	L283-479.....	190
		L283-182.....	189	L283-480.....	190
		L283-198.....	188, 216	L283-481.....	190
		L283-199.....	188, 216	L283-482.....	190
		L283-310.....	189	L283-483.....	190
		L283-311.....	189	L283-484.....	190
		L283-314.....	189	L283-680.....	218
		L283-316.....	189	L283-736.....	187
		L283-317.....	189	L283-750.....	189
		L283-340.....	264	L460P.....	171
		L283-341.....	264	L462P.....	171
		L283-344.....	218	L463P.....	171
		L283-347.....	190	L464P.....	171
		L283-378.....	264	L480.....	171
		L283-392.....	190	L496P.....	171
		L283-393.....	190	L583-004.....	191
		L283-394.....	190	L583-015.....	191, 218
		L283-395.....	190	L583-019.....	218
		L283-396.....	190	L583-020.....	191, 218
		L283-397.....	190	L583-021.....	191, 218
		L283-398.....	190	L583-022.....	191, 218

L

L0170.....	163, 165, 167, 169
L0172.....	163, 165, 167, 169
L283-003.....	191
L283-004.....	191
L283-006.....	191
L283-008.....	191
L283-010.....	191
L283-029.....	191
L283-030.....	191, 218
L283-031.....	191, 218, 264
L283-039.....	189
L283-040.....	191, 218
L283-049.....	191
L283-055.....	191, 218
L283-056 19.....	186, 215
L283-056 23.....	186, 215
L283-056 25.....	186, 215
L283-056 31.....	186, 215
L283-056 37.....	186, 215

Part Number	Page Number
L583-023	191, 218
L583-024	191, 218
L583-025	191, 218
L583-026	191
L583-027	191
L583-028	191
L583-029	191, 218
L583-030	191
L583-031	191
L583-035	191
L583-038	191
L583-043	191
L583-044	191
L583-045	191, 218
L583-047	191
L583-048	191, 218
L583-049	191
L583-050	191, 218
L583-051	191
L583-053	191
L583-056	191
L583-057	191
L583-058	191
L583-063	191
L583-064	191
L583-065	192
L583-066	192, 218
L583-119	188, 216
L583-120	188, 216
L583-121	188, 216
L583-122	188, 216
L583-123	188, 216
L583-133	83, 115, 188, 216
L583-153	333, 334, 341
L583-156	192
L583-174	192
L583-187	183, 213
L583-192	192
L583-195	340
L583-196	192
L583-197	334
L583-198	334
L583-200	336
L583-211	188, 216
L583-212	188, 216
L583-213	188, 216
L583-214	188, 216
L583-215	188, 216
L583-216	188, 216
L583-217	188, 216
L583-218	188, 216
L583-219	188, 216
L583-233	186, 215
L583-233-458	377
L583-245	188
L583-254	333, 334, 341
L583-255	335, 336, 337, 338, 341
L583-286	192
L583-287	188, 216
L583-290	192
L583-291	192
L583-321	192
L583-322	192
L583-363	186, 187, 215
L583-375	188
L583-426	192
L583-427	192
L583-446	331, 334
L583-447	331, 334

Part Number	Page Number
L583-454	115, 192, 218
L583-468	192
L583-474	330, 334, 341
L583-475	330, 334, 341
L583-476	330, 334, 341, 352
L583-477	330, 334, 341
L583-481	192
L583-485	192, 218
L583-490	192, 218
L583-492	192
L583-494	192
L583-496	192
L583-497	188, 216
L583-498	188, 216
L583-499	188, 216
L583-500	188, 216
L583-501	188, 216
L583-502	188, 216
L583-503	188, 216
L583-504	188, 216
L583-579	187
L583-584	264
L583-585	194
L583-638	341
L583-639	341
L583-682	264
L583-684	264
L583-685	264
L583-705	187
L583-708	264
L583-709	187
L583-710	187
L583-711	187
L583-712	187
L583-717	187
L583-739	187
L583-748	191
L583-752	187
L583-757	187
L583-760	192
L583-761	192
L583-773	332
L583-774	332
L583-800	330
L583-801	330
L583-802	330, 351
L583-803	330, 351
L9010	163, 165, 167, 169
L9010B	179
L9025	163, 165, 167, 169
L9026P	163, 165, 167, 169
L9040	163, 165, 167, 169
L9040B	179
L9044	163, 167
L9050LB	179
L9050P	163, 165, 167, 169
L9056LB	179
L9056P	163, 165, 167, 169
L9060P	163, 165, 167, 169
L9070LB	179
L9070P	163, 165, 167, 169
L9071P	163, 165, 167, 169
L9076P	163, 165, 167, 169
L9077P	163, 165, 167, 169
L9080LB	179
L9080P	163, 165, 167, 169
L9082LB	179
L9082P	163, 165, 167, 169
L9090	163, 165, 167, 169

Part Number	Page Number
L9090LB	179
L9091LB	179
L9092P	163, 165, 167, 169
L9094P	163, 165, 167, 169
L9175	163, 165, 167, 169
L9176	163, 165, 167, 169
L9440	163, 165, 167, 169
L9444	163, 167
L9453LB	179
L9453P	163, 165, 167, 169
L9456LB	179
L9456P	163, 165, 167, 169
L9457P	163, 165, 167, 169
L9458P	163, 165, 167, 169
L9460P	171
L9462P	171
L9463P	171
L9464P	171
L9465LB	179
L9465P	163, 165, 167, 169
L9466P	163, 165, 167, 169
L9473LB	179
L9473P	163, 165, 167, 169
L9480LB	179
L9480P	163, 165, 167, 169
L9485LB	179
L9485P	163, 165, 167, 169
L9486P	163, 167
L9492P	163, 165, 167, 169
L9494P	163, 165, 167, 169
L9496P	163, 167
LM9210	203, 205, 207, 209
LM9210F	203, 205, 207, 209
LM9210M	203, 205, 207, 209
LM9225	203, 207
LM9225F	203, 207
LM9225M	203, 207
LM9250FP	203, 205, 207, 209
LM9250MP	203, 205, 207, 209
LM9250P	203, 205, 207, 209
LM9256FP	203, 205, 207, 209
LM9256MP	203, 205, 207, 209
LM9256P	203, 205, 207, 209
LM9270FP	203, 205, 207, 209
LM9270MP	203, 205, 207, 209
LM9270P	203, 205, 207, 209
LM9271	203
LM9271FP	205, 207, 209
LM9271MP	203, 205, 207, 209
LM9271P	205, 207, 209
LM9280FP	203, 205, 207, 209
LM9280MP	203, 205, 207, 209
LM9280P	203, 205, 207, 209
LM9290EL or EU	203, 205, 207, 209
LM9290FEL or EU	203, 205, 207, 209
LM9290MEL or EU	203, 205, 207, 209
LM9291EL or EU	203, 205, 207, 209
LM9291FEL or EU	203, 205, 207, 209
LM9291MEL or EU	203, 205, 207, 209
LM9292ELP or EUP	203, 205, 207, 209
LM9292FELP or EUP	203, 205, 207, 209
LM9292MELP or EUP	203, 205, 207, 209
LM9293ELP or EUP	203, 205, 207, 209
LM9293FELP or EUP	203, 205, 207, 209
LM9293MELP or EUP	203, 205, 207, 209
LM9294MELP or EUP	203, 205, 207, 209
LM9295ELP or EUP	205, 207, 209
LM9295FELP or EUP	205, 207, 209
LM9295MELP or EUP	203, 205, 207, 209

INDEX

Part Number	Page Number
LM9310	165, 167, 169
LM9325	163, 167
LM9350P	165, 167, 169
LM9370P	165, 167, 169
LM9371P	165, 167, 169
LM9380P	165, 167, 169
LT10	258, 260
LT10F	258, 260
LT40	258, 260
LT40F	258, 260
LT170	258, 260
LT172	258, 260
LV9040	165, 167, 169
LV9040B	179
LV9044	165, 167, 169
LV9050LB	179
LV9050P	165, 167, 169
LV9056LB	179
LV9056P	165, 167, 169
LV9060P	165, 167, 169
LV9070LB	179
LV9070P	165, 167, 169
LV9071P	165, 167, 169
LV9076P	165, 167, 169
LV9077P	165, 167, 169
LV9080LB	179
LV9080P	165, 167, 169
LV9082LB	179
LV9082P	165, 167, 169
LV9440	165, 167, 169
LV9444	165, 167, 169
LV9453LB	179
LV9453P	165, 167, 169
LV9456LB	179
LV9456P	165, 167, 169
LV9457P	165, 167, 169
LV9458P	165, 167, 169
LV9480LB	179
LV9480P	165, 167, 169
LV9485LB	179
LV9485P	165, 167, 169
LV9496P	167

M

M204-152	382
M204-168	419
M204-198	422
M204-200	419
M204-201	419
M504-271	377, 422
M504-306	422
M504-347	422
M504-413	422
M504-424	422
M504-425	422
M504-426	422
M504-427	422
M504-428	422
M504-497	424
M504-548	419
M540-000	419
M540-051	419
M540-056	419
MS-J175	385

N

N123-007	113
----------	-----

Part Number	Page Number
N123-008	113
N123-010	113
N123-011	113
N123-012	113
N123-013	113
N123-020	115
N123-021	111
N123-022	111
N123-032	111
N123-034	112
N123-035	112
N123-040	115
N123-043	111
N123-045	113
N123-055	113
N123-056	111
N123-057	111
N123-059	113
N123-062	114
N123-076	113
N123-085	112
N123-086	112
N123-087	112
N123-097	113
N123-098	113
N223-062	114
N223-063	114
N223-066	113
N523-000	112
N523-001	112
N523-002	112
N523-013	114
N523-019	114
N523-020	114
N523-021	115
N523-022	315, 318, 347
N523-023	318
N523-025	114
N523-041	114
N523-054	114
N523-055	114
N523-063	114
N523-064	114
N523-065	113
N523-066	113
N523-067	114
N523-069	114
N523-091	113, 346
N523-092	115
N523-105	114
N523-108	422
N523-123	315, 318
N523-124	112
N523-127	113
N523-131	114
N523-135	115
N523-149	114
N523-177	114
N523-194	114
N523-209	112
N523-210	112
N523-211	112
N523-218	111
N523-221	111
N523-222	111
N523-223	111
N523-224	111
N523-225	111
N523-240	115

Part Number	Page Number
N623-017	114
N623-030	115

P

P513-023	423
P513-024	423
PL7-2	280
PL7-3	280
PL7-5	280
PL7-7	280
PL8-2	280
PL8-3	280
PL8-5	280
PL8-8	280
PL1001J	290
PL1002J	290
PL1003J	290
PL2001J	290
PL2002J	290
PL2003J	290
PL3001J	290
PL3002J	290
PL4001J	290
PL4002J	290
PL4003J	290

Q

Q330-165	342
Q330-252	342

R

R525-256	136
----------	-----

S

S10D	270
S40D	270
S51PD	270
S70PD	270
S80PD	270
S170	270
S206-501	230
S206-502	230
S206-504	230
S206-515	230
S206-516	230
S206-517	230
S206-518	230
S206-523	230
S210-B60	227
S210PD	250
S251PD	250
S270PD	250
S280PD	250
S290	250
S306-135	323
S306-151	254
S306-180	273
S306-182	273
S306-183	273
S605-192	316, 319
S605-194	252, 272
S605-228	318, 319
S605-231	316, 318
S605-241	252, 272

Part Number	Page Number
S605-242.....	252, 272
S605-289.....	254
S605-297.....	254
SM01-210.....	388
SM01-391.....	388
SM01-392.....	388

T	
THP-021.....	264
THP-022.....	264
THP-8201-CH.....	263
THP-8201-F-CH.....	263
THP-8219-CH.....	263
THP-8219-F-CH.....	263
THP-8301-CH.....	263
THP-8301-F-CH.....	263
THP-8319-CH.....	263
THP-8319-F-CH.....	263
THP-S88806-IR.....	264
TR200A.....	416
TR201.....	416
TR202.....	416
TR203.....	416

Part Number	Page Number
X	
XA10-594.....	319
XB03-418.....	353
XB04-618.....	353
XB09-195.....	353
XB09-795.....	353
XB11-475.....	353
XB11-638.....	353
XB11-720.....	194
XB11-789.....	353
XB11-790.....	353
XB11-825.....	349
XB11-916.....	149
XB11-917.....	149
XB11-918.....	149
XB11-919.....	149
XB11-920.....	149
XB11-921.....	149
XB11-922.....	149
XB11-958.....	353
XB11-979.....	343
XB12-046.....	341
XC03-069.....	94, 114
XK10-992.....	194
XL11-422.....	194
XL11-515.....	194

Part Number	Page Number
XL11-634.....	194
XL11-636.....	194
XL11-743.....	194
XL11-806.....	429
XL11-820.....	194
XL11-821.....	194
XL11-848.....	194
XL11-895.....	334
XL11-986.....	188
XN12-012.....	114
XN12-035.....	112
XN12-045.....	112
XN12-292.....	113
XN13-052.....	114
XN13-053.....	114
XN13-054.....	114
XQ02-309.....	94, 114
XQ03-493 xx.....	125
XQ03-494.....	94, 114
XQ06-878.....	379
XQ07-351.....	82, 94, 114, 273
XQ07-351 xx.....	125
XQ07-351 xxx.....	273
XQ11-804.....	353
XQ11-935.....	334

About Allegion

Allegion (NYSE: ALLE) creates peace of mind by pioneering safety and security. As a \$2 billion provider of security solutions for homes and businesses, Allegion employs more than 7,800 people and sells products in more than 120 countries across the world. Allegion comprises 23 global brands, including strategic brands CISA®, Interflex®, LCN®, Schlage® and Von Duprin®.

For more, visit www.allegion.com

KRYPTONITE ■ LCN ■  ■ STEELCRAFT ■ VON DUPRIN