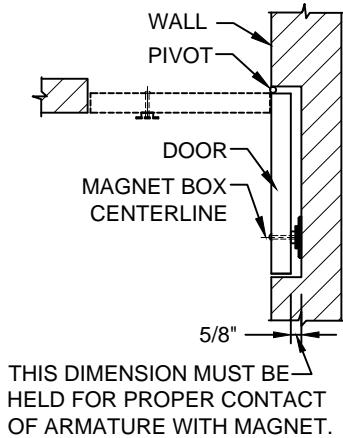
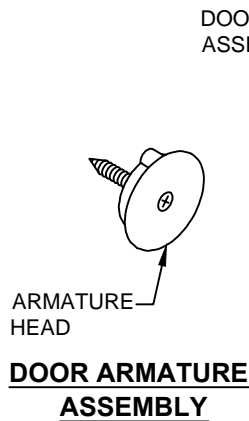


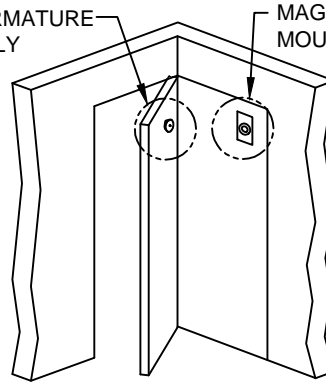
2400LS ELECTROMAGNETIC DOOR HOLDER, FLUSH WALL MOUNT WITH FLUSH MOUNT ARMATURE



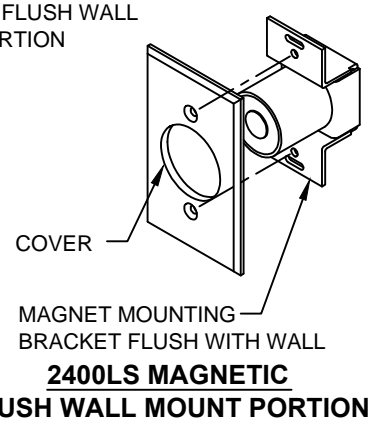
TOP VIEW



DOOR ARMATURE ASSEMBLY



FRONT VIEW

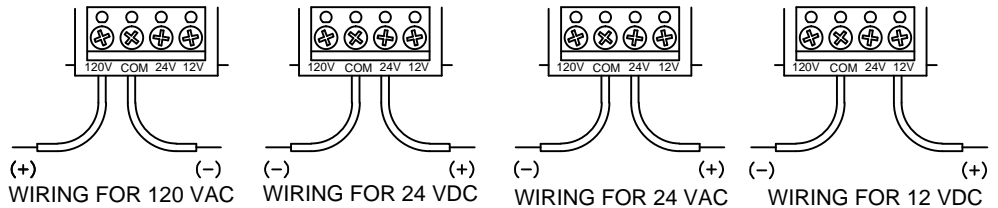
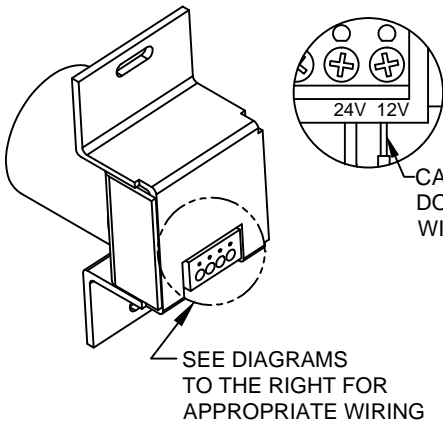


2400LS MAGNETIC FLUSH WALL MOUNT PORTION

ELECTRICAL DATA:

THIS PRODUCT IS AN ELECTROMAGNETIC HOLDING DEVICE, INTENDED FOR USE IN FIRE DOOR APPLICATIONS, BUT CAN BE USED FOR OTHER MAGNETIC APPLICATIONS. WIRE INTO PROPER TERMINALS AS NOTED BELOW:

SERIES	VOLTAGE	DC/mA	DC/VA	AC/mA	AC/VA	TERMINALS
2400LS	12 DC	60	.72			Com & 12 v
	24 AC/DC	30	.72	30	.72	Com & 24 v
	120 AC			30	3.60	Com & 120 v

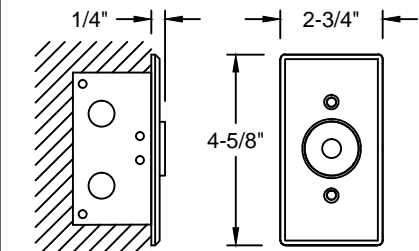


WALL PORTION & DOOR ARMATURE INSTALLATION:

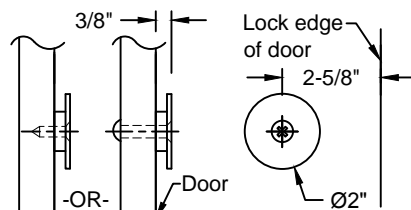
1. Suggested vertical location of magnetic wall portion is on top rail approx. 5" from top of the door.
2. Proper electrical wire routing must be done before installing magnet box.
3. The 4" x 2-1/8" x 2" outlet box (supplied by customer) should be installed with reinforcement to withstand 50 lb. pull.
4. Before installing magnetic wall portion, consult " ELECTRICAL DATA".

IMPORTANT: Check that power voltage equals one of the voltages labeled on back of magnet.

5. Place and center the door armature on the surface of the magnet and gently close the door.
6. While keeping slight pressure on the door, mark location of door armature through the base hole. The mark on the center line of the door armature should be approximately 2-5/8" from the lock edge of the door.
7. Drill through the door where the mark is located with 5/16" drill. Fasten with the (1) 10-32 machine screw & sex bolt OR (1) 10-32 flat head SMS provided.
8. Horizontal and vertical centerlines of the Armature to match centerlines of magnet.
9. There is no Armature adjustment with this Model.



SIDE VIEW MOUNTED COVER FRONT VIEW MOUNTED COVER



SIDE VIEW ARMATURE FRONT VIEW ARMATURE

SCREW DETAIL		
	QTY	SCREW
MAGNETIC WALL PORTION	2	6-32 x 1" OVAL HEAD MACHINE SCREW
MAGNETIC COVER	2	6-32 x 1" FLAT HEAD MACHINE SCREW
DOOR ARMATURE	1	10-32 x 1" PAN HEAD MACHINE SCREW & 10-32 x 1-1/4" SNB -OR- 10 x 1" FLAT HEAD SMS



www.abhmfg.com
E-mail: abhinfo@abhmfg.com
Architectural Builders Hardware Mfg., Inc.
1222 Ardmore Ave., Itasca, IL 60143
630.875.9900; FAX 800.9FAXABH (932.9224)

ABH is a minority owned and operated manufacturing company.

2400LS-1-01.DWG

2400 LS

©2015 ABH Mfg., Inc. printed in USA

PAGE 1 OF 1
REVISED 07-10-15