

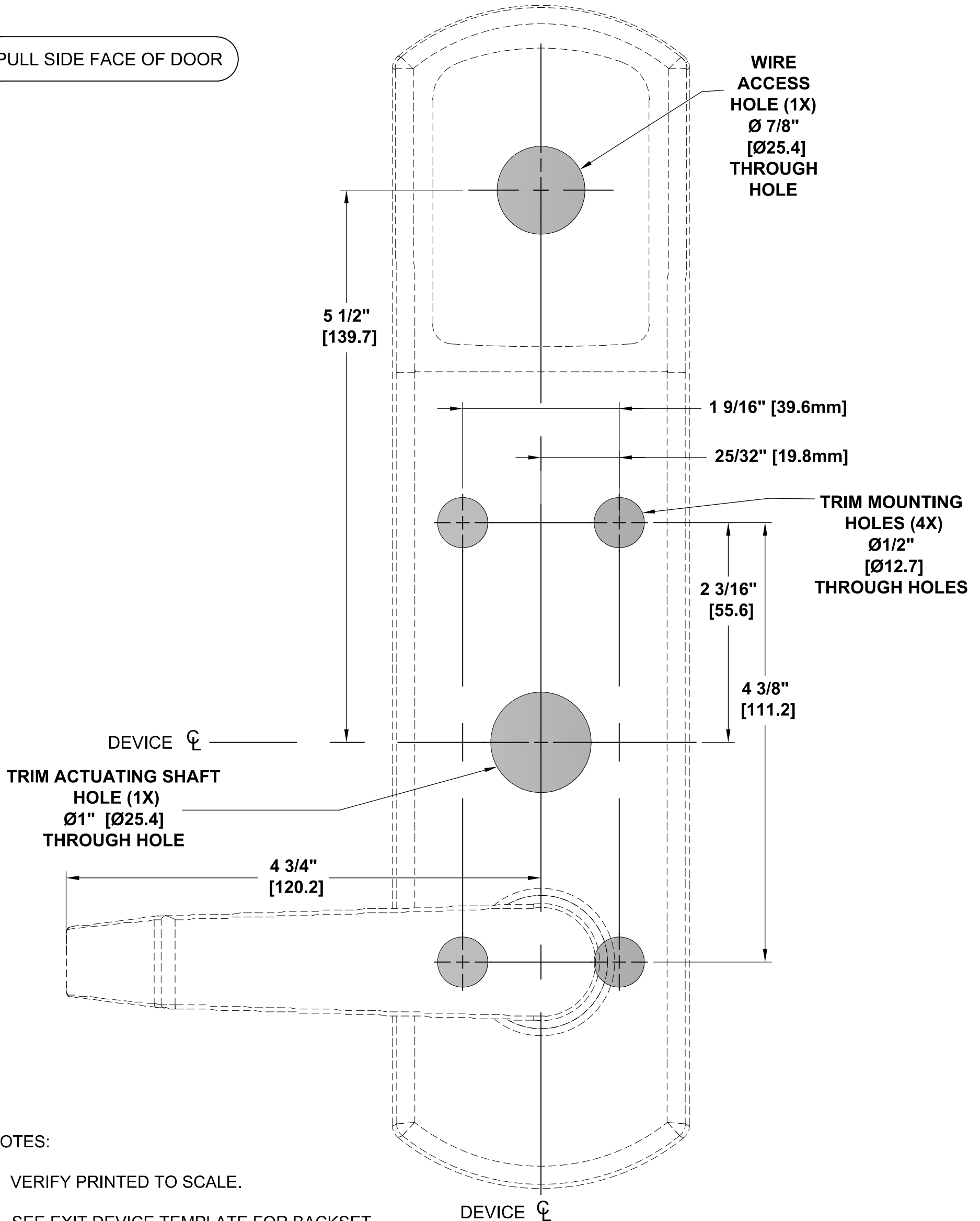
# 6EWS ESCUTCHEON TRIM

ALL 6EWS

FOR PDQ 6200R / 6200V SERIES EXIT DEVICES

TEMPLATE: 629321  
REV. 2 2-18-2020

PULL SIDE FACE OF DOOR



## NOTES:

1. VERIFY PRINTED TO SCALE.
2. SEE EXIT DEVICE TEMPLATE FOR BACKSET DIMENSIONS AND REFERENCE POINTS.
3. DIMENSIONS IN INCHES[mm].
4. HEIGHT OF ESCUTCHEON =  $11 \frac{25}{32}''$  [ $299.2$ ].
5. WIDTH OF ESCUTCHEON =  $2 \frac{31}{32}''$  [ $75$ ].
6. PROJECTION OF ESCUTCHEON =  $1 \frac{15}{16}''$  [ $23.8$ ] (EXCLUDING LEVER & CYLINDER COLLAR).
7. TOTAL TRIM PROJECTION =  $3 \frac{1}{8}''$  [ $79.4$ ].

PAGE 1 OF 2



PDQ Manufacturing  
2230 Embassy Dr.  
Lancaster, PA 17603  
866-874-3662  
www.pdqlocks.com

# 6EWS ESCUTCHEON TRIM

ALL 6EWS  
FOR PDQ 6200R / 6200V SERIES EXIT DEVICES

TEMPLATE: 629321  
REV. 2 2-18-2020

## BATTERY BOX PREP FOR 6200 RIM DEVICE TRIM

## BATTERY BOX PREP FOR 6200 SURFACE VERTICAL ROD DEVICE TRIM

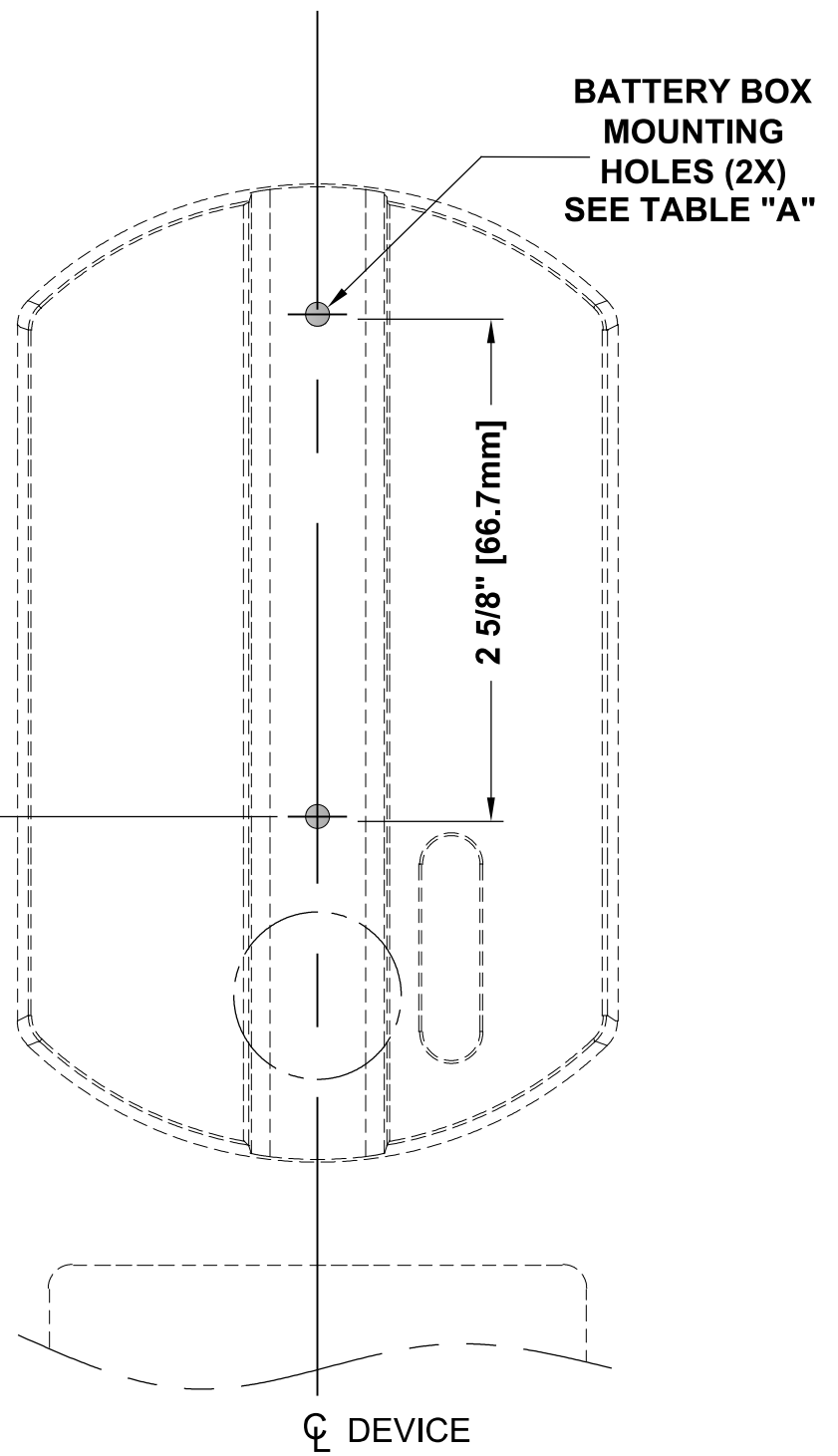
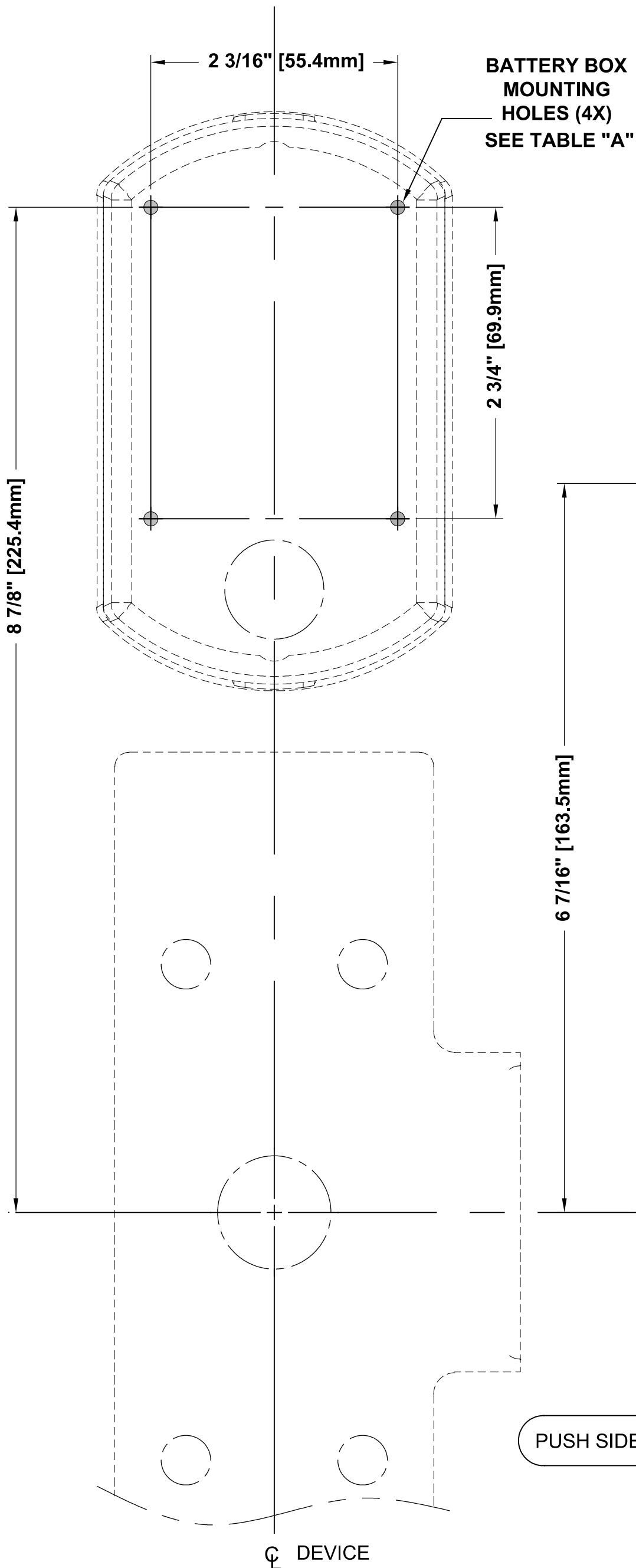


TABLE "A"
METAL DOORS: USE 7/64" [2.8] PILOT DRILL
WOOD DOORS: USE 1/8" [3.2] PILOT DRILL

**PAGE 2 OF 2**



PDQ Manufacturing  
2230 Embassy Dr.  
Lancaster, PA 17603  
866-874-3662  
www.pdqlocks.com