



## ADJUSTABLE SPRING POWER - SURFACE GRADE 1 CLOSER



# 9000-TP SERIES

GRADE 1 • ADA HANDICAP



**5 YEAR WARRANTY**

[Click Here For Info.](#)

### FEATURES

- **Model 9001-TP:** Adjustable spring power (1-6) Opening Force with adjustable back check and delayed action controlled by a separate regulating valve.
- ADA (Handicap) multi-sized closer with adjustable Spring Power for a range of sizes adjustable after installation.
- Two Speed Control Valves: Closing and Latching speeds controlled by separate regulating valves, adjustable after installation.
- Universal Application: Non handed for standard, top jamb or parallel arm installation (parallel arm bracket included).
- Rack and pinion mechanism contained in a high tensile precision cast aluminum housing.
- Stable hydraulic door check fluid for any climatic operation and constant lubrication.
- Furnished with a high impact molded PVC Dress Cover (door closer body casting is finished for use without the dress cover).
- Optional hold-open arms available.
- Hold-open arms are adjustable for holding from 90° to 180°



5 YEAR WARRANTY

- Adjustment Valves

### FINISHES

- AL - Aluminum
- DU - Storefront Bronze

### TECHNICAL DIMENSIONS

Description	NO DRESS COVER	
	9001-TP	
A. Length of Closer Body	11 <sup>7</sup> / <sub>8</sub> "	
B. Horizontal Mounting Holes	11 <sup>1</sup> / <sub>8</sub> "	
C. Vertical Mounting Holes	<sup>3</sup> / <sub>4</sub> "	
D. Overall Height	4 <sup>9</sup> / <sub>16</sub> "	
E. Top of Door to Bottom of Closer	3 <sup>5</sup> / <sub>16</sub> "	
F. Closer Body Height	2 <sup>13</sup> / <sub>16</sub> "	
G. Projection from Door	2 <sup>9</sup> / <sub>16</sub> "	

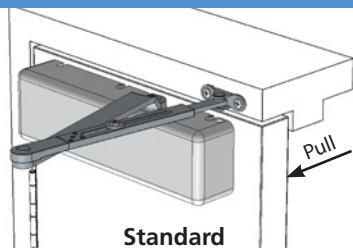
**International Door Closers, Inc.**

COPYRIGHT 2021 INTERNATIONAL DOOR CLOSERS, INC

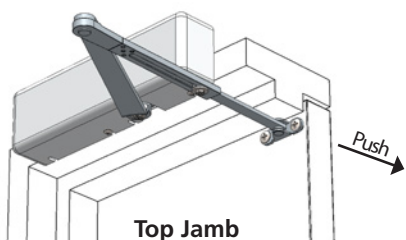
**West: 800-544-4422 • East: 800-225-6737**

**www.intldoorclosers.com**

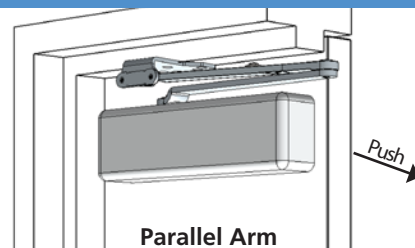
## INSTALLATION TYPES



Standard



Top Jamb











Parallel Arm

## SELECTION CHART

TYPICAL INSTALLATIONS (REGULAR ARMS SHOWN) Hold-Open Arms are similar

MODEL NO.	TYPE
Back-Check / Delayed Action	
9001-TP	Regular Arm

## PARTS AND ACCESSORIES - 9001-TP (PAINTED FINISH ONLY)

Parts	Description	Part #
	Complete Arm Assembly	901
	Hold-Open Forearm	522
	Top Jamb Forearm Extender	514
	Parallel Bracket for Regular Arm	525
	Flat Drop Bracket	9007
	Top Jamb Bracket	TJB-9000
	Thru Bolt & Grommet Nut (Set of 4)	TBGN-50
	Sex Nuts & Bolts	18-SN

## Comparison Chart 9000 Series

International® Series 9000	Norton 8500	Yale 3000	Dorma 6600 & 7600	Dor-O-Matic/ LCN SC80 1460	Global TC400 TC500	Cal Royal 900	Sargent 1230 1430	Jackson600	Parker 900

International Door Closers, Inc.

COPYRIGHT 2021 INTERNATIONAL DOOR CLOSERS, INC

West: 800-544-4422 • East: 800-225-6737

[www.intldoorclosers.com](http://www.intldoorclosers.com)