




# School Security Solutions

## Exit Devices

Today, school administrators and facility managers are responsible not only for their students' education, but also with providing a safe and secure learning environment. Unauthorized individuals must be kept out of the building while students and staff can move freely about. While there are many factors that contribute to a safe learning environment, appropriate door hardware is key.



### Keeping Exits Secure

On top of the responsibility of creating an atmosphere for learning, today's school administrators and facility managers must also provide a safe and secure environment. Keeping unauthorized individuals out while allowing students and staff to move freely is key.

Selecting the right door hardware begins with an evaluation of each school and each opening. Needs must be weighed against the benefits and challenges of each solution. Fire and life safety codes, and compliance with ADA must be considered. Doors with exit devices or "panic bars" are of special concern. Typically used on the perimeter, these doors tend to take the most abuse and are also the first line of defense against intruders.

#### Typical scenarios include:

- Door remains locked throughout the day
- Door remains unlocked **EXCEPT** in an emergency situation
- Door locks are controlled by a central location
- Door is monitored and alarms if opened

### Yale: Dependability and Safety


As each school makes its determination about what classroom security means, you can rest assured that Yale has at least one solution to get the job done. There is a multitude of functionality available for exit devices. Many Yale products were developed specifically for school settings and | safe and mot



ASSA ABLOY is transitioning the Yale Commercial brand to ACCENTRA. This affects only the brand name; the products and product numbers will remain unchanged. Prior to May 20, 2024, products may be shipped either as Yale Commercial brand or ACCENTRA brand. Products shipping after May 20, 2024, will be branded ACCENTRA.


**Yale manufactures a full line of affordable exit devices** providing the best combination of simplicity, strength, durability, aesthetics and innovation.

**The Yale 7000 Series Exit Device** is an excellent choice for schools with its proven durability and strength. And, it provides the additional security options needed to keep students and staff safe.



### SquareBolt® Security Deadbolt

The patented SquareBolt® security deadbolt (Pat. no. 5,605,362) is designed for maximum holding power and provides an improved physical barrier over standard rim latchbolts. Door rattling and shaking are resisted, therefore significantly reducing the threat of unauthorized entry.



### Door Position Switch

Yale offers an integrated door position switch to provide assurance that the door is secure. Available with electrified exit devices, this switch sends a notification to the monitoring system when the door is out of position.



### Lumi-Lite® Photoluminescent Option

The Lumi-Lite® illuminated exit device increases the visibility of exit locations in dark or smoke filled passages, supplementing existing codes for egress lighting.



### Double Cylinder Function

Yale offers a double cylinder function for mortise and rim 7000 Series exit devices. This function allows the outside trim to be locked from the inside cylinder. Available as a cylinder on the inside chassis, this function provides a quick, easy way to lock the outside trim without opening the door. The latch will also retract when using a key on the outside trim (Nightlatch / O3 Function).

## Other Exit Device Security Options

### Latchbolt Monitor Switch (S)

The latch monitor provides true, tamper resistant latchbolt monitoring. The monitor switch is activated when the rail is depressed or for any reason that the latch moves.

### Alarmed Exit (A)

The Alarmed Exit option is designed for areas requiring a stand-alone alarm on outswinging doors. This option sounds immediately upon exit and discourages unauthorized use.

### Lever Monitoring (O)

Yale offers monitoring for outside levers as well. Available as an option for our electrified devices, the lever monitoring option sends a signal when the outside lever is rotated for entry.

#### U.S.A. Yale Locks & Hardware

Address: 225 Episcopal Road, Berlin, CT 06037-4004  
Tel: 1-800-438-1951 • Fax: 1-800-338-0965 • [www.yalelocks.com](http://www.yalelocks.com)

#### Canada: ASSA ABLOY Door Security Solutions Canada

Address: 160 Four Valley Drive, Vaughan, Ontario L4K 4T9  
Tel: 1-800-461-3007 • Fax: 1-800-461-8989 • [www.assaabloy.ca](http://www.assaabloy.ca)

#### International: ASSA ABLOY Americas International

Tel: 1-905-821-7775 • Fax: 1-905-821-1429 • [www.assaabloyai.com](http://www.assaabloyai.com)

*YALE, with its unique global reach and range of products, is the world's favorite lock.*

*ASSA ABLOY is the global leader in door opening solutions, dedicated to satisfying end-user needs for security, safety and convenience.*

An ASSA ABLOY Group brand



Yale Locks & Hardware is a division of Yale Security Inc., an ASSA ABLOY Group company.

Yale® is a registered trademark of Yale Security Inc., an ASSA ABLOY Group company. Other products' brand names may be trademarks or registered trademarks of their respective owners and are mentioned for reference purposes only. These materials are protected under U.S. copyright laws. All contents current at time of publication. Yale Security Inc. reserves the right to change availability of any item in this catalog, its design, construction, and/or its materials. Copyright © 2013, 2014, Yale Security Inc., an ASSA ABLOY Group company. All rights reserved. Reproduction in whole or in part without the express written permission of the Yale Security Inc., an ASSA ABLOY Group company, is prohibited. 42852-7/14R

**ASSA ABLOY**