



# 4600YC Series

ANSI/BHMA Grade 2 Certified Cylindrical Locks



**ACCENTRA**

---

**ASSA ABLOY**

ASSA ABLOY is transitioning the Yale Commercial brand to ACCENTRA. This affects only the brand name; the products and product numbers will remain unchanged. Prior to May 20, 2024, products may be shipped either as Yale Commercial brand or ACCENTRA brand. Products shipping after May 20, 2024, will be branded ACCENTRA.

# Table of Contents



## Contents

Benefits & Features.....	3
How to Order .....	4
Finishes .....	5
Trim Designs.....	6
Functions.....	7
Cylinders/Keying .....	8
Latchbolts .....	9
Strikes.....	10

## 4600YC Cylindrical Locks

Yale® 4600YC cylindrical locks are the ideal choice for a wide variety of commercial applications where consistent quality, ease of use and installation are required at an economical price. The 4600YC Series is certified to ANSI/BHMA Grade 2 standards and is UL fire-listed for all functions, ensuring reliability and peace of mind.

To make your building work better with your budget, Yale Works for You<sup>SM</sup>.



# Benefits & Features

## Benefits

- **Versatile:** Field reversible handing and other product options offer flexibility in many commercial applications
- **Economical:** Priced affordably to suit projects of all budgets
- **Secure:** Quality security from a trusted brand for over 170 years
- **Strong & Reliable:** ANSI/BHMA Grade 2 certified for long life and reliability

## Features

- Field reversible handing for easy installation
- Range of functions and options for a wide variety of commercial applications
- Available in one knob and five finishes



## Specifications

<b>Door Prep</b>	ANSI/BHMA A156.115
<b>Door Thickness</b>	Adjustable for doors 1-3/8" to 1-3/4" (35mm to 44mm)
<b>Backset</b>	2-3/4" (70mm) standard, 2-3/8" (60mm) optional
<b>Handing</b>	Non-handed, field reversible
<b>Latchbolt</b>	2-3/4" (70mm) backset, 1/2" (13mm) throw latchbolt plain or deadlocking. See page 9 for additional options.
<b>Strike</b>	ANSI strike 4-7/8" x 1-1/4" x 1-1/4" (124mm x 32mm x 32mm) lip to center. See page 10 for additional options.
<b>ANSI/BHMA</b>	Certified Grade 2, ANSI/BHMA A156.2, Series 4000
<b>UL/cUL</b>	Listed for 3 hour fire doors
<b>Warranty:</b>	3 years



# How To Order



Design	Function	Hand	Latch	Strike	Cylinder	Door Thickness	Keying	Finish
CA - Carolina	4601YC - Passage or Closet Latch 4602YC - Privacy, Bedroom or Bath Lock 4605YC - Storeroom or Closet Lock 4607YC - Entry Lock 4608YC - Classroom Lock 4655YC - Single Dummy Trim	Specify RH LH	See page 9 for options.	371 T-strike standard. See page 10 for additional options.	1805 6-pin cylinder standard; see page 8 for additional options.	Adjustable between 1-3/8" to 1-3/4"; factory preset for 1-3/4".	KR (keyed random) standard, see page 8 for additional details/options.	605 - Bright Brass, Clear Coated 606 - Satin Brass, Clear Coated 613E - Dark Oxidized Satin Bronze - equivalent 629 - Bright Stainless Steel 630 - Satin Stainless Steel

## Ordering Example

Design	Function	Hand	Latch	Strike	Cylinder	Door Thickness	Keying	Finish
CA	4607YC	RH	MCD234	371	1805	1-3/4"	KR	630

# Finishes



ANSI/BHMA Code Finish Description		
<b>605</b> Bright Brass, Clear Coated	<b>606</b> Satin Brass, Clear Coated	<b>613E</b> Dark Oxidized Satin Bronze - equivalent
		
<b>629</b> Bright Stainless Steel	<b>630</b> Satin Stainless Steel	
		

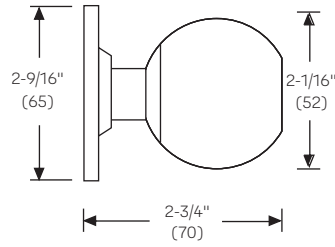
# Trim Designs



## Carolina CA

Knob: Stainless Steel or Wrought Brass

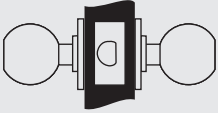
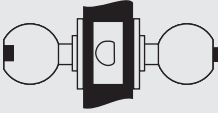
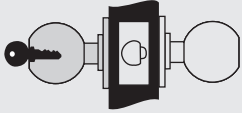
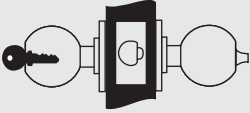
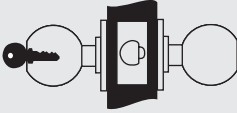
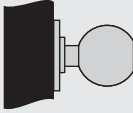
Rose: Stainless Steel or Wrought Brass



 Knob available with small format interchangeable core. See page 8 for details.

Dimensions shown are in inches/mm.



4601YC (F75)	4602YC (F76A)	4605YC (F86)
 <p><b>Passage or Closet Latch</b></p> <ul style="list-style-type: none"> <li>• For doors that do not require locking.</li> <li>• Either knob operates latchbolt at all times.</li> </ul>	 <p><b>Privacy, Bedroom or Bath Lock</b></p> <ul style="list-style-type: none"> <li>• For lavatory or other privacy doors.</li> <li>• Either knob operates latchbolt unless outside knob is locked by pushbutton inside.</li> <li>• Button automatically releases when inside knob is turned or door is closed.</li> <li>• Emergency release in outside knob.</li> <li>• Inside knob always active.</li> </ul>	 <p><b>Storeroom or Closet Lock</b></p> <ul style="list-style-type: none"> <li>• For use on storeroom, utility, exit doors.</li> <li>• Deadlocking latchbolt.</li> <li>• Latchbolt operated by knob inside, key in outside knob.</li> <li>• Outside knob always rigid.</li> <li>• Inside knob always active.</li> </ul>
4607YC (F109)	4608YC (F84)	4655YC
 <p><b>Entry Lock</b></p> <ul style="list-style-type: none"> <li>• For entrance, general home or office doors.</li> <li>• Deadlocking latchbolt.</li> <li>• Either knob operates latchbolt (except when outside knob is locked from inside).</li> <li>• Pushing turn button in inside knob locks outside knob. (Automatically releases when inside knob is turned or key is rotated in locked outside knob.)</li> <li>• Outside knob may be retained in locked position by pushing and rotating turn button 90° clockwise to a horizontal position; not released until turn button is manually returned to the vertical position.</li> <li>• Latchbolt is operated by key in outside knob or by rotating inside knob.</li> <li>• Inside knob always active.</li> </ul>	 <p><b>Classroom Lock</b></p> <ul style="list-style-type: none"> <li>• For classroom or utility room doors.</li> <li>• Deadlocking latchbolt.</li> <li>• Either knob operates latchbolt (except when outside knob is locked by key).</li> <li>• Inside knob always active.</li> <li>• Key releases outside knob.</li> </ul>	 <p><b>Single Dummy Trim</b></p> <ul style="list-style-type: none"> <li>• For non-operational levers used for decorative trim.</li> <li>• Rigid knob.</li> </ul>

# Cylinders/Keying



Illustration	Type	Model Number	Number of Pins
	Key-in-Knob Cylinder	1805	6

Large format interchangeable core not available.


## Keying:

All cylinders furnished standard 6-pin, keyed random in Yale® PARA keyway, pinned to Yale .019" specification. Each cylinder furnished with two nickel silver keys. Optional Yale keyways available upon request, extended lead times may apply.


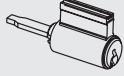
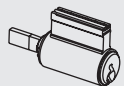
## Options:

Cylinders available 0-bitted, keyed alike, master keyed or construction master keyed upon request. Cylinders provided in 605 and 626 finishes only.

## Levers/Knobs Accepting Small Format Interchangeable Cores

	Cylinder Type	Prefix	Ordering Example
	SFIC (Accepts all Small Format Interchangeable Cores) 6- or 7-pin.	B (i.e. B-CA)	B-CA-4607YC x 630

## Other Manufacturers Keyway Cylinders/Cores

Illustration	Type	Model Number	Number of Pins
	Best® Keyway Core. Available keyed random, master keyed or uncombined. Specify keyway A, B, C, D, E, F, G, H, J, K, L or M.	A600	6 or 7 (Specify)
	Schlage® C Keyway Cylinder. Available 0-bitted or keyed random.	2805 x C	6
	Corbin Russwin L4 Keyway Cylinder. Available keyed random.	3806 x L4	6
	Corbin 60 Keyway Cylinder. Available keyed random.	3806 x 60	6
	Russwin D1 Keyway Cylinder. Available keyed random.	3806 x D1	6
	Sargent® LA Keyway Cylinder. Available keyed random.	3806 x LA	6
	Schlage® E Keyway Cylinder. Available keyed random.	3806 x E	6

Note: 2805 and 3806 cylinders are supplied with applicable tailpieces that are needed to operate 4600YC locksets. These cylinders are not ANSI/BHMA certified.

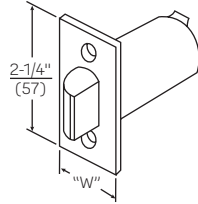




# Latchbolts

## Plain Latchbolts

Model No. MCP234 supplied standard with all 4600YC series locksets without locking function. Model No. MCP234 latchbolt has a 2-1/4" x 1-1/8" front with a 2-3/4" backset and a 1/2" bolt throw. Optional latchbolts available to special order.

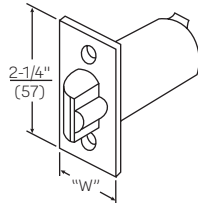


Model Number	Front	Backset	Throw	"W" Front Width	Latch Diameter*
MCP238	Square	2-3/8" (60mm)	1/2" (13mm)	1" (25mm)	7/8" (22mm)
MCP238R	Round	2-3/8" (60mm)	1/2" (13mm)	1" (25mm)	7/8" (22mm)
MCP234	Square	2-3/4" (70mm)	1/2" (13mm)	1-1/8" (29mm)	7/8" (22mm)

\*1/8" sleeve (P/N 14-0378-9001) supplied with all latchbolts to accommodate 1" preps.

## Deadlocking Latchbolts

Model No. MCD234 supplied standard with all 4600YC series locksets with locking function. Model No. MCD234 latchbolt has a 2-1/4" x 1-1/8" front with a 2-3/4" backset and a 1/2" bolt throw. Optional latchbolts available to special order.



Model Number	Front	Backset	Throw	"W" Front Width	Latch Diameter*
MCD238	Square	2-3/8" (60mm)	1/2" (13mm)	1" (25mm)	7/8" (22mm)
MCD238R	Round	2-3/8" (60mm)	1/2" (13mm)	1" (25mm)	7/8" (22mm)
MCD234	Square	2-3/4" (70mm)	1/2" (13mm)	1-1/8" (29mm)	7/8" (22mm)

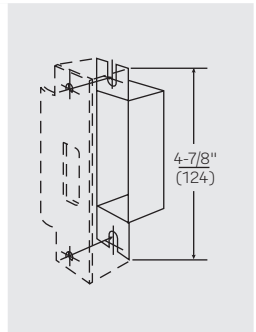
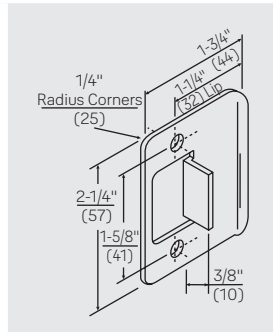
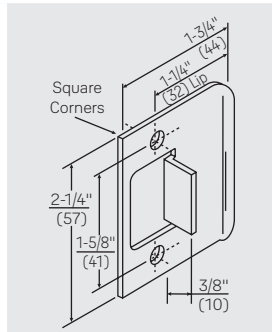
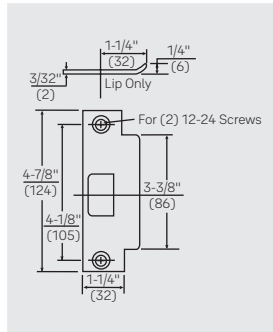
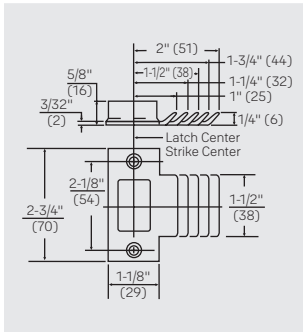
\*1/8" sleeve (P/N 14-0378-9001) supplied with all latchbolts to accommodate 1" preps.

Note: Locksets ordered with 2-3/8" backset square or round latchbolts will automatically include the corresponding 70S or 71S full lip strike as standard. Order must specify if alternate strike required.

# Strikes



Yale® 4600YC locks are available with a variety of strike options. All strikes are located on the same vertical and horizontal center lines as the latchbolt. Some strikes are available in a variety of lip lengths to accommodate varying thickness of doors and frames. To determine the proper length of the lip, measure from the center line of the strike to the edge of the jamb, accounting for any interfering trim (i.e. wood molding) and then add 1/4" (6mm) for curved lip. All strikes are reversible. Strikes are fabricated of either brass, bronze or stainless steel, depending on the lockset trim finish. When ordering strikes separately, specify the finish required.



## Model No. 371 T-Strike (Standard)

2-3/4" x 1-1/8" x 1-1/4" (70mm x 29mm x 32mm) lip to center supplied standard for knob. 1", 1-1/2", 1-3/4" and 2" curved lip lengths available by special order. Wrought strike box supplied.

## Model No. 497 ANSI Strike (Optional)

For door and frames with ANSI/BHMA A156.115 preparations. 4-7/8" x 1-1/4" x 1-1/4" (124mm x 32mm x 32mm) lip to center supplied standard for lever. 1-1/8", 1-1/2", and 1-3/4" lip lengths available by special order. Available with optional 202 Strike Box. Specify 497 x 202.

## Model No. 70S Full Lip Strike (Optional)

2-1/4" x 1-3/4" x 1-1/4" (57mm x 44mm x 32mm) lip to center with full lip anti-rattle tab.

## Model No. 71S Full Lip Strike (Optional)

1/4" radius. Similar in dimensions and function to the 70S Strike but with radius corners for easy mortising by power tools. Anti-rattle tab.

## Model No. 202 Strike Box

Available to special order. Specify 497 x 202.

## Attaching Screws

### For Model Nos. 371, 70S, and 71S

#8-32 x 3/4" (19mm) Phillips flat head combination wood and machine screws.

### For Model No. 497

#12-24 x 1" (25mm) Phillips flat head combination wood and machine screws.





**Trusted every day**

**Phone**

1-855-557-5078

**Customer Service Email**

customerservice.yale@assaabloy.com

**Technical Product Support Email**

techsupport.yale@assaabloy.com

**Order Entry Email**

orders.yaleus@assaabloy.com

**Fax**

1-800-338-0965

**Website**

www.yalecommercial.com

## Contact Us

**U.S.A.**

**Yale Locks & Hardware**

Address: 225 Episcopal Road

Berlin, CT 06037-4004

Tel: 1-800-438-1951

Fax: 1-800-338-0965

yalecommercial.com

**Canada:**

**ASSA ABLOY Door Security Solutions Canada**

Address: 160 Four Valley Drive

Vaughan, Ontario L4K 4T9

Tel: 1-800-461-3007

Fax: 1-800-461-8989

assaabloydss.ca

**International:**

**ASSA ABLOY Americas International**

Tel: 1-905-821-7775

Fax: 1-905-821-1429

assaabloyai.com

**THE YALE BRAND**, with its unparalleled global reach and range of products, reassures more people in more countries than any other consumer locking solution.

**THE ASSA ABLOY GROUP** is the world's leading manufacturer and supplier of locking solutions, dedicated to satisfying end-user needs for security, safety and convenience.

Yale Commercial is a business associated with ASSA ABLOY Access and Egress Hardware Group, Inc., an ASSA ABLOY Group company. Copyright © 2023, ASSA ABLOY Access and Egress Hardware Group, Inc. All rights reserved. Reproduction in whole or in part without the express written permission of ASSA ABLOY Access and Egress Hardware Group, Inc. is prohibited. Patent pending and/or patent [www.assaabloydss.com/patents](http://www.assaabloydss.com/patents).