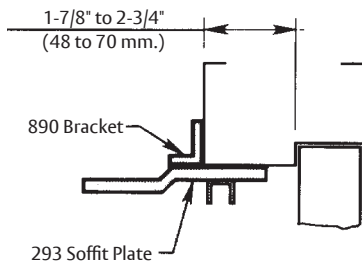
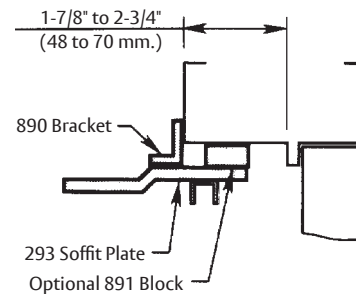


Hinge or Pivot



Single Rabbetted Frame



Blade Stop Frame

Hold Open	Stop	Opening		
		Dim. A	Dim. B	Dim. C
85°	90°	11-1/8	9-1/8	10-1/8
90°	95°	10-3/8	8-3/8	9-3/8
95°	100°	9-5/8	7-5/8	8-5/8
100°	105°	9	7	8
105°	110°	8-3/8	6-3/8	7-3/8
110°	115°	7-3/4	5-3/4	6-3/4

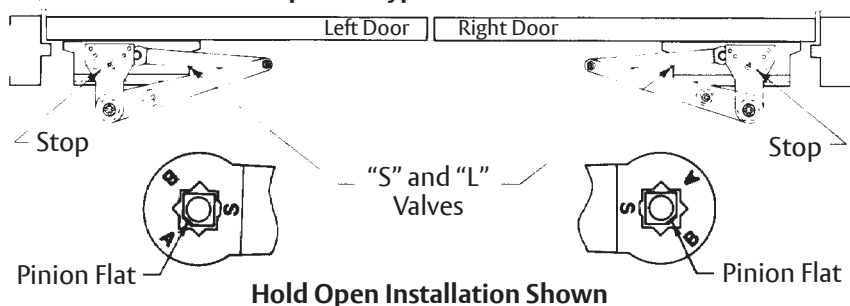
Notes:

1. Do not scale drawing
2. Left hand door shown.
3. Dimensions shown in inches. See conversion chart for metric dimensions.
4. Units with a "T" suffix have a hold-open arm and cannot be installed on fire doors.
5. Door swing may be limited by door, frame, wall or hardware conditions.
6. Hollow metal doors require channel or box type reinforcement when thru-bolt mount is specified for closers.
7. Sex bolts and bolts required to mount closer on steel covered composite type, sheet metal type or hollow metal type fire doors provided without reinforcements.
8. Minimum thickness recommended for reinforcements is hollow metal doors and frame: .1046" (2.66 mm.) unless otherwise noted.

Metric Conversion

inches	mm.	inches	mm.	inches	mm.	inches	mm.
3/8"	9.5	2"	50.8	7-3/8"	187	9-1/16"	230.2
7/16"	11.1	2-3/4"	69.9	7-5/8"	194	9-1/8"	232
1/2"	12.7	4"	101.6	7-3/4"	197	9-3/8"	238
3/4"	19.1	5-3/4"	146	8"	203	9-5/8"	244
1"	25	6-3/8"	162	8-3/8"	213	10-1/8"	257
1-1/4"	38.8	6-3/4"	171	8-5/8"	219	10-3/8"	264
1-1/2"	38.1	7"	177.8	9"	229	11-1/8"	283
1-5/8"	41						

Top View Typical Installation



Preparation for Fasteners

Fasteners	Frame	Door	Drill
#14 type "A" Sheet Metal Screw	Wood	None	7/32" (5.5 mm.)
1/4-20 machine screw	Metal	None	#7 (.201" dia.) or 5.10 mm. drill 1/4-20 tap
SNB	None	Hollow Metal	9/32" (7.00 mm.) thru; 3/8" (9.50 mm.) door face opposite to closer
		Aluminum or Wood	3/8" (9.50 mm.) thru

Experience a safer and more open world

Copyright © 2001, 2023, ASSA ABLOY Access and Egress Hardware Group, Inc. All rights reserved. Reproduction in whole or in part without the express written permission of ASSA ABLOY Access and Egress Hardware Group, Inc. is prohibited.

5120 or 5120T Series HolderStop Door Closers
Parallel Arm Application with 890 Reinforcing Bracket
and with or without 891 Spacer Block and/or 214 Drop Plate
Stop Only or stop with Hold Open (Hold Open indicated by a "T" Suffix)
Closer Sizes 1, 1BF, 2, 3, 4, 5, or 6

Template Number:
7350-1304
Sheet: 1 of 1
Date: 12/23

ASSA ABLOY

1-800-438-1951
www.assaabloy.com