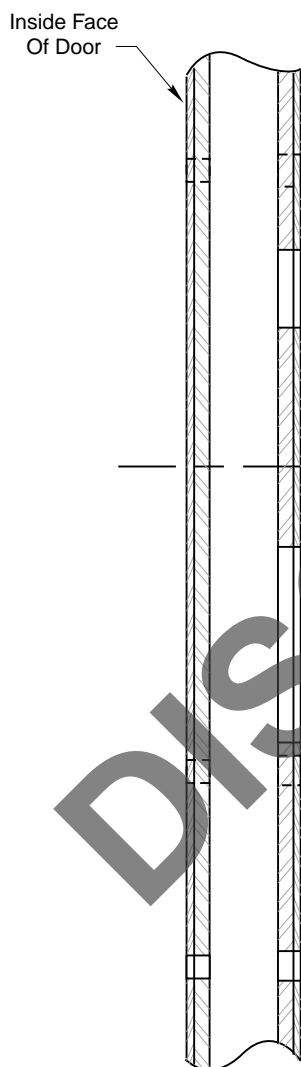
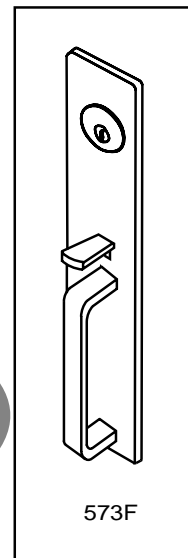
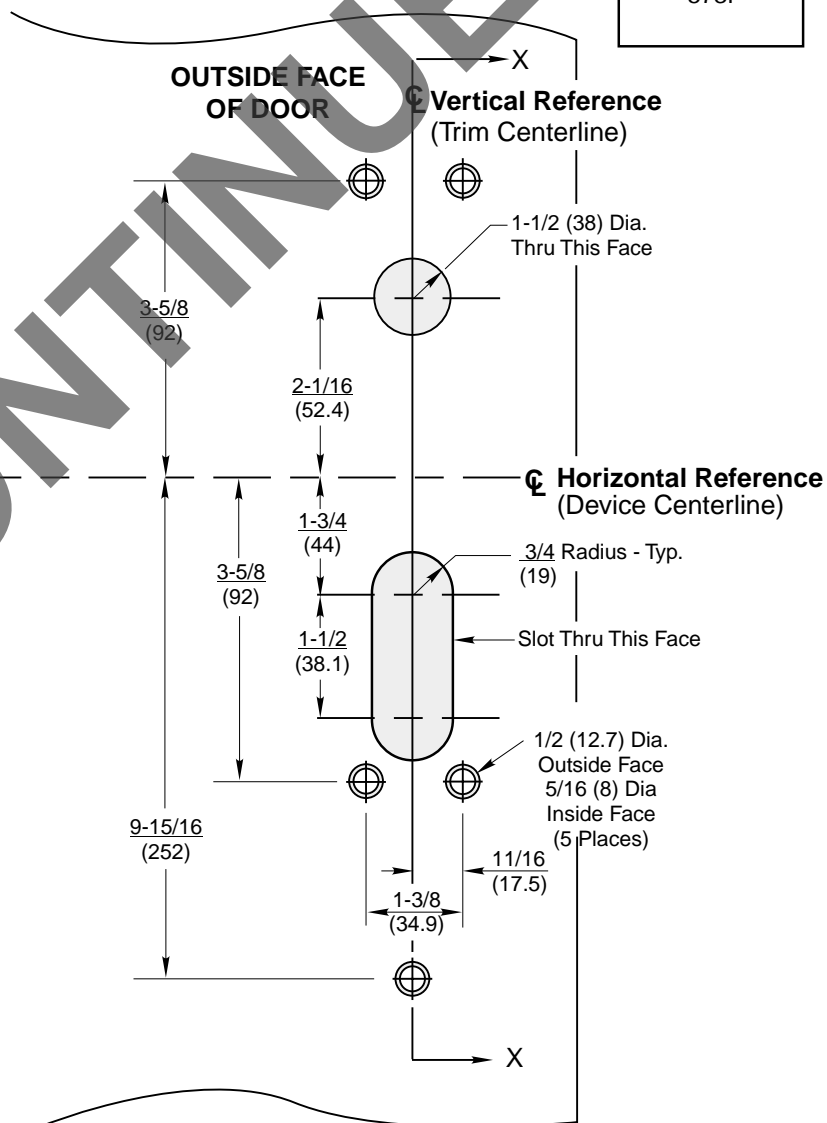


**Notes:**

1. This template is an addition to the device template. Locate centerlines using horizontal and vertical references on device template.
2. Do not scale drawing.
3. Dimensions are in inches (mm).
4. LHR door shown. Preparation is typical for both door hands.
5. For door reinforcement see template 7400-0000.
6. Provide adequate internal support to prevent door deformation from bolting trim to the device.



Section X - X



**573F Trim**  
 With 1530(F) or 7130(F) Series Mortise Exit Devices  
**Metal Door Preparation**



**Yale Commercial Locks and Hardware**

www.yalecommercial.com

TEMPLATE NUMBER

**7400-0573**

DATE

**9-06**