

4576 Flushbolt

with ICU Lever



The 4576 Flushbolt with ICU Lever specifically addresses the easy access needed for swinging doors in hospital ICU wards. The device latches to header allowing both paired out-swinging narrow stile door leaves to remain active.

Function

Designed for use instead of conventional flip-lever operated flushbolts, the 4576 Flushbolt with Lever latches to the header allowing both door leaves to be “active”. There is no need to pin one door with cylinder operated flushbolts or other devices. The lever is a modified version of the ergonomically-designed 4570 Latch Operator and the concealed vertical rod mechanism is similar to the one used in Adams Rite’s 4781 Two-Point Deadlatch with Paddle. Note, however, that the 4576 Flushbolt with Lever is not intended to substitute for an exit device, which must have a door-spanning bar.

Operation

The ergonomically-designed handle activates the U-shaped top bolt, which wraps around the strike post to deadlock position. This flushbolt can be operated from the out-swing side only.

Features

Header Strike

A flanged post installed on the header has generous location adjustment to allow for door misalignment, sag, bumpers, etc. Designed to prevent forced entry by bowing the door.

Handle

The handle is positioned parallel with the stile to provide faster latching and unlatching of the door. Doors can be opened swiftly and easily with one natural motion. Rugged construction ensures dependable performance, with a high-wear spring to return the handle to position after use.

Escutcheon

1" x 4" x 1/2" escutcheon, designed to match the clean lines of a narrow stile door.

Door Size

Standard unit will fit doors up to 66" above the handle height (110" door if handle is at max 44" height). For taller doors, order 8655 Tall Door Kit, which allows up to 97" above handle.

Standard Package

Individually boxed with mounting hardware.

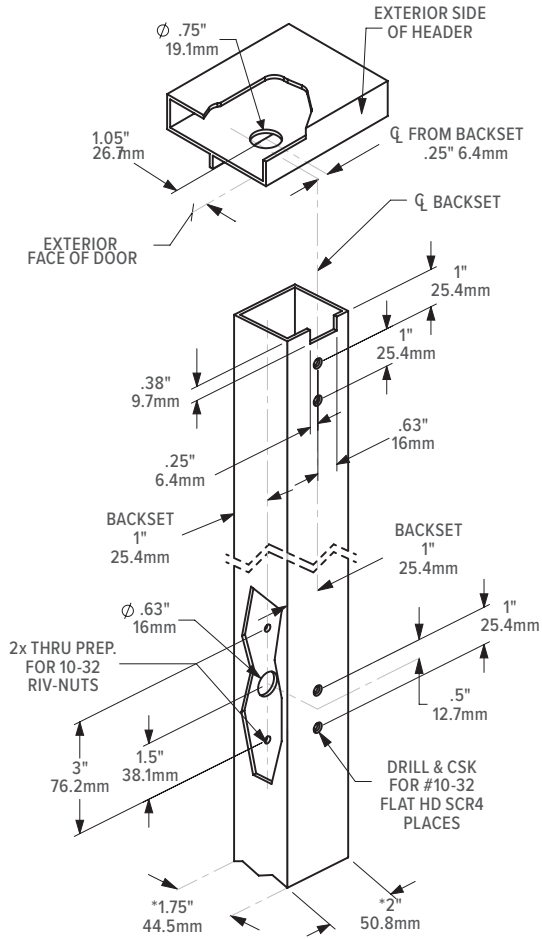
Shipping Weight

4 lb.

Options

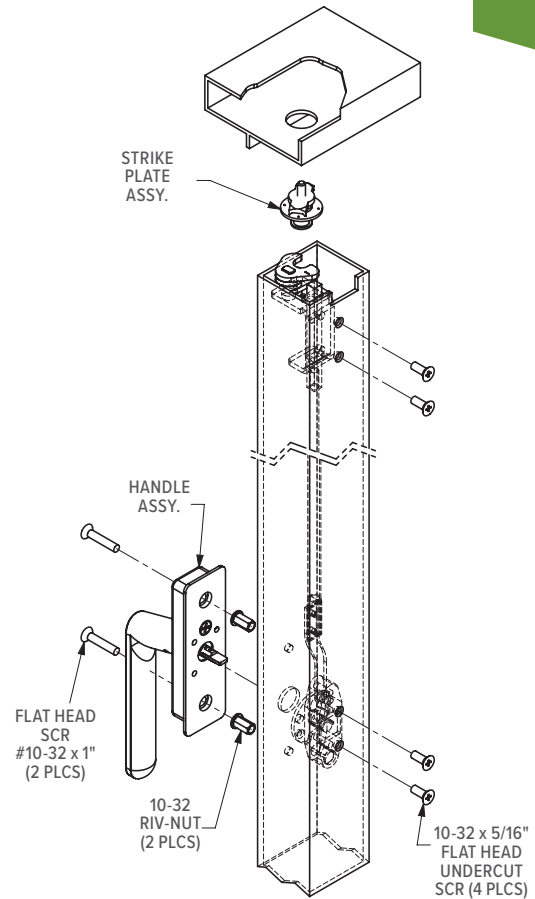
- Lever handles and escutcheon available in 130 Satin Aluminum. Unit must be specified left hand (LH) or right hand (RH).

Dimensions

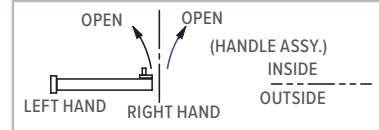


* Preparation and installation of 4576 devices are based on 1.75" x 2" stile external dimensions. Doors with a thickness other than 1.75" will require modification to the 4576 device.

Installation



HANDING CONVENTION AS APPLIED TO 4576



How to Order & Compatible Products

4576 ICU Latch Operator: Specify quantity and the following information. Order related products separately.

MODEL	HANDING	FINISH
4576	-601	-130
	501 Left Hand	130 To match 628 Clear Anodized
	601 Right Hand	

RELATED PRODUCTS

When purchasing this product, please consider the following related products, available separately.

ACCESSORIES
8655 Tall Door Kit