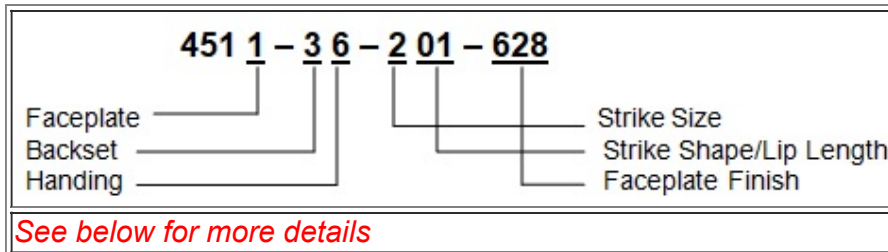






Adams Rite Deadlatch Selection Guide


How to Order



Deadlatch Type	Body Size	Faceplate	Weatherstrip	Link to Part #
Standard Duty 	6-7/8"	Flat	No	4510
		Radius	No	4511
		Radius	Yes	4511W
		Bevel	No	4512
Standard Duty 	7-13/32"	Flat	No	4530
		Radius	No	4531
		Bevel	No	4532

Deadlatch Type	Body Size	Faceplate	Weatherstrip	Link to Part #
Heavy Duty 	8"	Flat	No	4920AN
Heavy Duty 	6-7/8"	Standard	No	4900
		Radius	Yes	4911W

Deadlatch Type	Body Size	Faceplate	Monitored	Link to Part #
Electrified 	6-13/16"	Flat and Radius	No	4300
		Flat and Radius	Yes	4300-M

Deadlatch Type	Link to Part #
<p style="text-align: center;">Two-Point</p> 	4781

How to Order

4510 Standard Duty Deadlatch

MODEL	FACEPLATE	BACKSET	HANDING	STRIKE SIZE	STRIKE SHAPE/LIP LENGTH	FACEPLATE FINISH
451	1	-3	6	-2	01	-628
	0 = Flat	1 = 7/8"	5 = LH or RHR	1 = Mortised (4901) 4-5/8"	01 = Flat/Standard Jamb	313 = Dark Bronze Anodized
	1 = Radius	2 = 31/32"	6 = RH or LHR	2 = Mortised (4902) 2-5/8"	02 = Radius/Standard Stiles	335 = Black Anodized
	1W = Radius with Weatherstrip	3 = 1-1/8"			17 = Flat/Center Hung 4" Jamb	628 = Clear Anodized
	2 = Bevel	4 = 1-1/2"			21 = Flat/Center Hung 4-1/2" Jamb	
	3 = Without faceplate without strike plate					

4530 Standard Duty Deadlatch

MODEL	FACEPLATE	BACKSET	HANDING	STRIKE SIZE	STRIKE SHAPE/LIP LENGTH	FACEPLATE FINISH
453	1	-3	6	-1	01	-628
	0 = Flat	1 = 7/8"	5 = LH or RHR	1 = Mortised (4901) 4-5/8"	01 = Flat/Standard Jamb	313 = Dark Bronze Anodized
	1 = Radius	2 = 31/32"	6 = RH or LHR	2 = Mortised (4902) 2-5/8"	02 = Radius/Standard Stiles	335 = Black Anodized
	2 = Bevel	3 = 1-1/8"			17 = Flat/Center Hung 4" Jamb	628 = Clear Anodized
	3 = Without faceplate without strike plate				21 = Flat/Center Hung 4-1/2" Jamb	

4920AN Heavy Duty Deadlatch (ANSI Size)

MODEL	FACEPLATE	BACKSET	HANDING	STRIKE	FACEPLATE FINISH
492	0AN	4	6	-602	-313
	0AN = Flat	4 = 1-1/2"	5 = LH or RHR	000 = Less Strike	313 = Dark Bronze Anodized
	3AN = Without faceplate, without strike plate	5 = 2-3/4"	6 = RH or LHR	602 = 4506 Strike	335 = Black Anodized
					628 = Clear Anodized

4900 Heavy Duty Deadlatch

MODEL	FACEPLATE	BACKSET	HANDING	STRIKE SIZE	STRIKE SHAPE/LIP LENGTH	FACEPLATE FINISH
49	00	-3	5	-2	01	-628
	00 = Standard	2 = 31/32"	5 = LH or RHR	1 = Mortised (4901) 4-5/8"	01 = Flat/Standard Jamb	313 = Dark Bronze Anodized
	11W = Radius with Weatherstrip	3 = 1-1/8"	6 = RH or LHR	2 = Mortised (4902) 2-5/8"	02 = Radius/Standard Stiles	335 = Black Anodized
	13 = Without faceplate without strike plate	4 = 1-1/2"			17 = Flat/Center Hung 4" Jamb	628 = Clear Anodized
					21 = Flat/Center Hung 4-1/2" Jamb	

Steel Hawk 4300 Electrified Deadlatch

MODEL	BACKSET	MONITORING	STRIKE	STRIKE SHAPE/LIP LENGTH	FACEPLATE FINISH
4300	-3	M	-2	01	-628
	2 = 31/32"	0 = None	1 = Surface Mount (4304)	01 = Flat/Standard Jamb	313 = Dark Bronze Anodized
	3 = 1-1/8"	M = Monitored	2 = Mortised (4901) 4-5/8"	02 = Radius/Standard Stiles	335 = Black Anodized
	4 = 1-1/2"			17 = Flat/Center Hung 4" Jamb	628 = Clear Anodized
				21 = Flat/Center Hung 4-1/2" Jamb	

4781 Two-Point Deadlatch with Paddle

MODEL	ROD TYPE	OPERATION	PADDLE FINISH
4781	T	-021	-628
	T = Top Rod Only	021 = Push to Left	313 = Dark Bronze Anodized
	- Standard Rod	041 = Push to Right	335 = Black Anodized
			628 = Clear Anodized
			US26D = Satin Chrome