




IMPORTANT



Templates must be printed without size modifications and verified for dimensional accuracy.

- Before printing, select the printing options necessary to ensure that copies are produced without size adjustments.
- After printing, measure the dimensions indicated on the template to ensure correct scale.

FOR OTHER DOOR THICKNESS, TEAR OFF AND PLACE ON CENTER LINE OF DOOR EDGE

THRU-BOLT HOLES
3/8" DIA.
BOTH SIDES

TECH SUPPORT: 1-800-ALA-LOCK

TOP

7 31/32"

3/4" DIA. WIRE HOLE (BOTH SIDES)
FOR NON-FIRE RATED DOORS ONLY

WIRE HOLE
3/4" DIA.
BOTH SIDES
FOR FIRE RATED DOORS

6 19/32"

1 3/4"

5 23/32"

THRU-BOLT HOLES
3/8" DIA.
BOTH SIDES

4 45/64"

CYLINDER HOLE
1 1/4" DIA.
OUTSIDE ONLY

2 3/4"
BACKSET

3 23/32"

FOR DB MODELS ONLY
TURNPIECE HOLE
1/2" DIA.
INSIDE ONLY

CENTER LINE OF LOCK

2 7/16"

clearance
for latch
3/4" deep

1 5/8"

THRU-BOLT HOLES
3/8" DIA.
BOTH SIDES

27/32"

HORIZONTAL CENTER LINE OF LEVER

LEVER HOLE
1 1/4" DIA.
BOTH SIDES

27/32"

THRU-BOLT HOLES
3/8" DIA.
BOTH SIDES

BOTTOM

VERTICAL CENTER LINE OF BACKSET

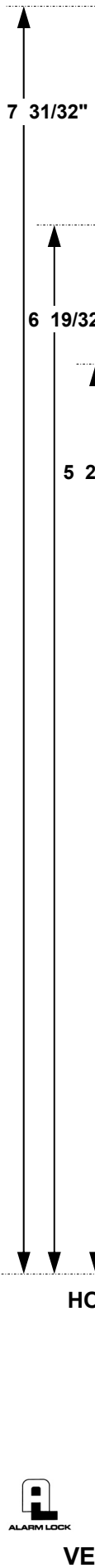
DRILL 15/16" TO
1" DIAM.
4 1/4" DEEP

USA MORTISE DOOR TEMPLATE

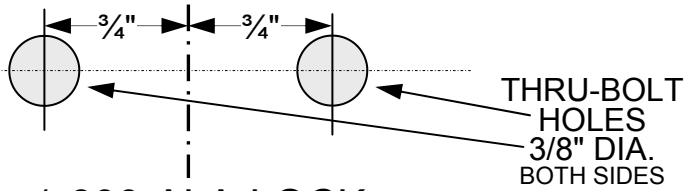
© 2008 ALARM LOCK
W11003C 8/08



TOP



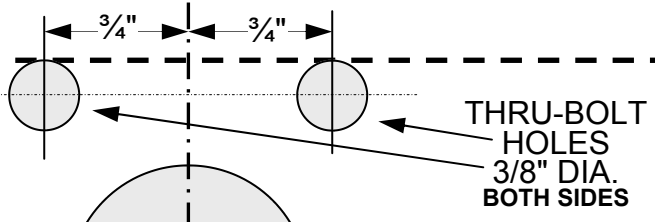
TECH SUPPORT: 1-800-ALA-LOCK



FOR OTHER DOOR THICKNESS, TEAR OFF AND PLACE ON CENTER LINE OF DOOR EDGE

3/4" DIA. WIRE HOLE (BOTH SIDES) FOR NON-FIRE RATED DOORS ONLY

WIRE HOLE 3/4" DIA. BOTH SIDES FOR FIRE RATED DOORS



2 3/4" BACKSET

FOR DB MODELS ONLY TURNPIECE HOLE 1/2" DIA. INSIDE ONLY

CENTER LINE OF LOCK

2 7/16"

1 5/8"

THRU-BOLT HOLES 3/8" DIA. BOTH SIDES

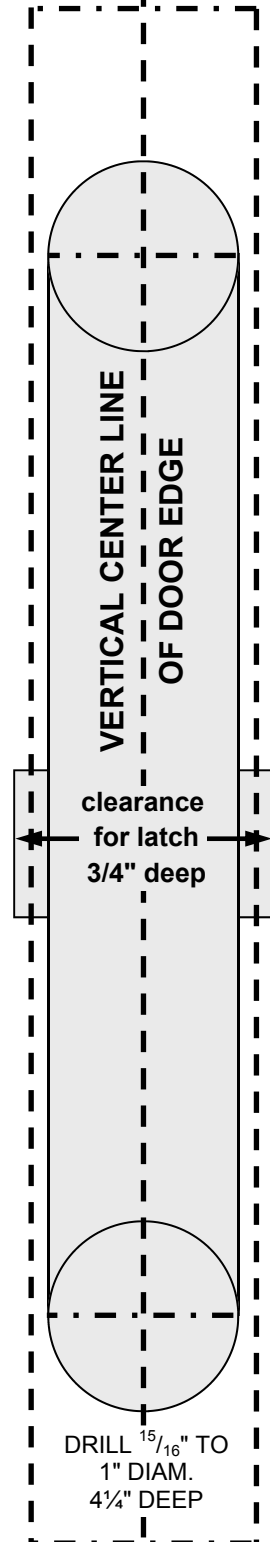
HORIZONTAL CENTER LINE OF LEVER

LEVER HOLE 1 1/4" DIA. BOTH SIDES

BOTTOM

THRU-BOLT HOLES 3/8" DIA. BOTH SIDES

VERTICAL CENTER LINE OF BACKSET



USA MORTISE DOOR TEMPLATE