




  	Upload/Download PC Data
   	Print Clock Settings
   	Print User Code List
   	Print Audit Trail
    	Timed Passage Mode XXXX Hours

Quick Function List



PDL5300



DL & PDL5300

Quick-Reference Guide to Programming Codes and Functions



DL5300

This is only a summary of Programming Codes and Functions. Refer to Programming instructions WI1622 & WI1672 for more information.

Quick Function List

Entering Program Mode



Master Code

Change Master



New Master Code

Confirm New Master Code

Add/Delete User



User Number

New User Code

Add Prox Card(s)



User Number

Present Prox Card(s) within 10 seconds

Disable User



User Number

Enable User



User Number

Fold on Line

Set Date



Date, MM DD YY

Set Time



Time, HH MM 24 Hour Format

Set Day



Day (1 - 7), Sun =1

Enable Passage Mode



Disable Passage Mode



Exit Program Mode

Hold down any key for 5 seconds