

Classroom security conversion kits

There are many factors to consider when choosing the best solution for securing classrooms. Many schools use the traditional classroom lock function. This function was created at a time when there was not a need to lock classroom doors during the school day. However, recent events have led to new recommendations that classrooms be able to lock from inside the room in cases of emergency. The traditional classroom lock function does not meet this need, as it requires teachers to step into the hall to lock the door from the outside.

Key components of the ideal classroom security solution include:

- Ability to quickly secure the door from inside the room.
- Solutions that meet ADA and fire and life safety codes, including single motion egress to exit the room.
- Ability to quickly and easily gain entry from outside the room by school personnel or first responders with keys or credentials.

Recommended lock functions for classroom security:

Classroom Security Function

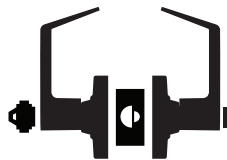


Door can be locked with key from inside the room.

Pro: Keeps unauthorized people from locking the door

Con: Key must be accessible at all times for emergency lockdown

Entrance/Office Function

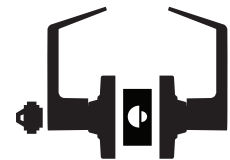


Door can be locked with a turn or push button from inside the room.

Pro: Key does not have to be present to lock the door.

Con: Anyone can easily lock the door, creating opportunity for student-led violence or mischief.

Storeroom Function



Door is always locked from inside the room.

Pro: When door is shut it is always locked. No need for action in an emergency.

Con: Persons seeking to enter the room must be let in and staff must carry keys at all times.

*Note: all of these recommended functions allow for free egress at all times.

Security indicators

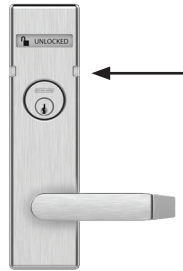
In a lockdown emergency, quick visual reference of the door can save precious seconds. Whether it's a classroom, cafeteria, gymnasium, or other assembly area, security indicators can let staff and students quickly know if the door is locked.

Schlage mortise L series indicators



Shows symbols and color coding in red and white for distinction by individuals with color blindness

Large display with 180° visibility for easy identification of lock status



Trim mounts to the inside surface of the door and works seamlessly with lock, providing convenient and familiar ease of use.


Schlage cylindrical ND series turn indicator

Indicates key rotation direction for rapid lockdown.



Von Duprin security indicators

Different exit device options provide indication of whether the exit device is dogged or undogged, or if the outside trim is locked or unlocked.



Schlage classroom conversion kits

The design of the L and ND locks allow for the functionality to be changed without replacing the entire lock, providing a low cost option for upgrading classroom security.

L Series mortise lock conversion kits

Convert to inside cylinder classroom security functions with or without lock status indication

Convert from	Convert to classroom security			Add lock status indication	
	Cylinder/core format	L9071 with sectional trim	L9071 with escutcheon	Sectional trim	Escutcheon trim
L9070 or LV9070 (Vandgard) Traditional classroom function	Conventional 6-pin	38-090	38-093	L283-413	L283-433
	FSIC	38-091	38-094		
	SFIC	38-092	38-095		
Convert from	Convert to classroom security holdback			Add lock status indication	
	Cylinder/core format	L9077 with sectional trim	L9077 with escutcheon	Sectional trim	Escutcheon trim
L9076 or LV9076 (Vandgard) Traditional classroom holdback lock function	Conventional 6-pin	38-090	38-093	L283-413	L283-433
	FSIC	38-091	38-094		
	SFIC	38-092	38-095		

Ordering instructions: Specify part number and finish. (example: 38-090 626 + L283-413)
 Note: Cylinder not included. Retrofit kits utilize existing inside lever trim.

Convert standard trims to lock status indicator trims

Convert from	Convert to lock status trim		Add ADA thumbturn Thumbturn only
	Sectional trim	Escutcheon trim	
Standard trim with inside thumbturn functions	L283-417	L283-437	L583-363
Standard trim with inside cylinder functions	L283-413	L283-433	N/A

Ordering instructions: Specify part number and finish. (example: L283-413 626 or L283-417 626 + L583-363)
 Note: Compatible with L Series functions L/LV9070 classroom, 9050 office/entry, and 9071 classroom security plus many additional L Series functions.



Inside thumbturn with indicator



Inside cylinder with indicator

Keeping the door locked and closed at all times is recommended to secure the classroom. While it is inconvenient, it provides the best security for students and teachers.

Door magnets, wood wedges, and kick down stops are not recommended, as they too may require teachers to open the door or step outside the classroom. Additionally, if the building does not have fire protection sprinkler systems, these devices do not meet fire code.

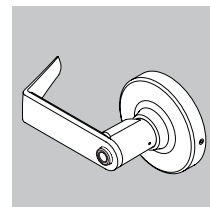
Conversion kits are a code compliant, economical solution for upgrading classroom security to ensure that doors can be locked from inside the room.

ND Series cylindrical lock conversion kits

Convert to inside push button entrance/office functions

Convert from	Convert to entrance/office	
	ND50	ND91 with Vandlgard
ND70 Traditional classroom	40-325	40-332
ND94 Traditional classroom with Vandlgard		
ND75 Classroom security	40-326	40-330
ND95 Classroom security with Vandlgard		

Ordering instructions: Specify part number, lever design, and finish. (example: 40-325 RHO 626)



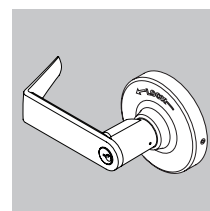
Inside push button

Convert to inside cylinder classroom security functions with locking indication rose

Convert from	Convert to classroom security		
	Cylinder/core format	ND75	ND95 with Vandlgard
ND70 Traditional classroom	KIL	40-301	40-310
ND94 Traditional classroom with Vandlgard			
ND70 Traditional classroom	FSIC ¹	40-302	40-311
ND94 Traditional classroom with Vandlgard			
ND70 Traditional classroom	SFIC	40-303	40-312
ND94 Traditional classroom with Vandlgard			
ND60 Vestibule			
ND93 Vestibule with Vandlgard			

Ordering instructions: Specify part number, lever design, and finish. (example: 40-301 SPA 605)

¹ Competitive FSIC conversion kits are available to support Sargent, Corbin Russwin and Yale cores. See price book for details.

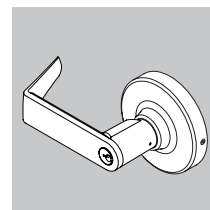


Inside cylinder with lock indicator rose

Convert to storeroom function with outside lever always locked

Convert from	Convert to storeroom ND80
ND70 Traditional classroom	40-327
ND94 Traditional classroom with Vandlgard	
ND75 Classroom security	40-329
ND95 Classroom security with Vandlgard	

Ordering instructions: Specify part number, lever design, and finish. (example: 40-327 RHO 626)



Outside lever always locked; retracted by key

Schlage's Vandlgard option prevents damage to internal lock components caused by excessive force from hitting or standing on the lever to gain access, making it a great option for schools.

Supported lever designs



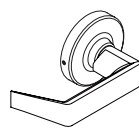
Athens (ATH)



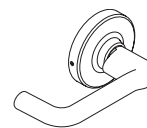
Omega (OME)



Sparta (SPA)




Rhodes (RHO)



Tubular (TLR)

Von Duprin Conversion Kits

Lockdown is also needed in assembly areas. Von Duprin provides security indicator conversion options for the 98/99 Series and 33A/35A Series exit devices.



2SI double cylinder with security indicator

- Lock/unlock labels provide direction of rotation
- Available for 98/99 Series rim devices

CDSI/HDSI dogging indicator

- Indication of whether the exit device is dogged or undogged
- Available for 98/99 & 33A/35A Series panic devices

-2SI Security Indicator		NEW DEVICES
Options	Device	How to order
Classroom security double cylinder with Security Indicator	98/99 Rim only	Suffix = -2SI double cylinder with Security Indicator
Above applications available with L, TP, or K functions only. Specify handing. Rim cylinder (3216) sold separately. Rim cylinder with T-Turn available from Schlage, order part number XB 11-979		

CDSI/HDSI dogging indicator		NEW DEVICES
Options	Device	How to order
Cylinder dogging Security Indicator	Panic devices: 33A/35A Series 98/99 Series	Prefix = CDSI
Hex dogging Security Indicator	Panic devices: 33A/35A Series 98/99 Series	Prefix = HDSI
Above options can not be used with fire-rated devices and are recommended for use in combination with the following trim functions - DT, K-DT, L-DT, EO, NL, K-NL, L-NL, NL-OP		

-2SI Security Indicator: conversion options		CONVERSION KITS
Part number	Description	
051883	98/99-2SI Conversion Kit RHR	
051884	98/99-2SI Conversion Kit LHR	
050884	98/99-F-2SI Conversion Kit RHR	
050883	98/99-F-2SI Conversion Kit LHR	
090599	XP98/99-2SI Conversion Kit RHR	
090600	XP98/99-2SI Conversion Kit LHR	
090794	XP98/99-F-2SI Conversion Kit RHR	
090795	XP98/99-F-2SI Conversion Kit LHR	
971220-00	Lock/unlock label only	

Dogging indicator: conversion options*		CONVERSION KITS
Part number	Description	
040070 / 040071	33A CDSI Conversion Kit 3' / 4'	
040072 / 040073	33A HDSI Conversion Kit 3' / 4'	
040074 / 040075	35A CDSI Conversion Kit 3' / 4'	
040076 / 040077	35A HDSI Conversion Kit 3' / 4'	
040078 / 040079	98 CDSI Conversion Kit 3' / 4'	
040080 / 040081	98 HDSI Conversion Kit 3' / 4'	
040082 / 040083	99 CDSI Conversion Kit 3' / 4'	
040084 / 040085	99 HDSI Conversion Kit 3' / 4'	

* For devices manufactured after 9/1997.

About Allegion

Allegion (NYSE: ALLE) is a global pioneer in seamless access, with leading brands like CISA®, Interflex®, LCN®, Schlage®, SimonsVoss® and Von Duprin®. Focusing on security around the door and adjacent areas, Allegion secures people and assets with a range of solutions for homes, businesses, schools and institutions. Allegion had \$2.7 billion in revenue in 2018, and sells products in almost 130 countries. For more, visit www.allegion.com.



ALLEGION™

KRYPTONITE ■ LCN ■ **SCHLAGE** ■ STEELCRAFT ■ VON DUPRIN

© 2020 Allegion
010898, Rev. 03/20
www.allegion.com/us