



SFIC Management Control Deadbolt

Premier Product

The Arrow Management Control Deadbolt gives facility managers control on deadbolt installation and removal with our concealed mounting screws technology. The Arrow Management Control Deadbolt requires an operational control key in order to access the deadbolt attachment screws as illustrated below.

This product is ideal for use in multifamily housing applications including apartments, dormitories and military.


No Interior Screws!



D62IC Grade 1
Double Cylinder



D71IC Grade 1
Single Cylinder




E62IC Grade 2
Double Cylinder




E71IC Grade 2
Single Cylinder


How to Remove the Deadbolt



Step 1 – Use the Control Key and Rotate the Cylinder.



Step 2 – Remove the SFIC Cylinder.



Step 3 – Using the end of the Cylinder rotate the face plate 90 Degrees.



Step 4 – Remove the Screw, Rotate the Plate 180 Degrees and Remove the other Screw. You may now remove the deadbolt.