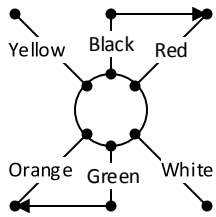
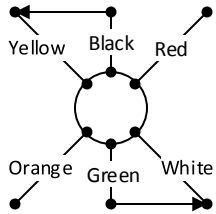


CONTACT ARRANGEMENT



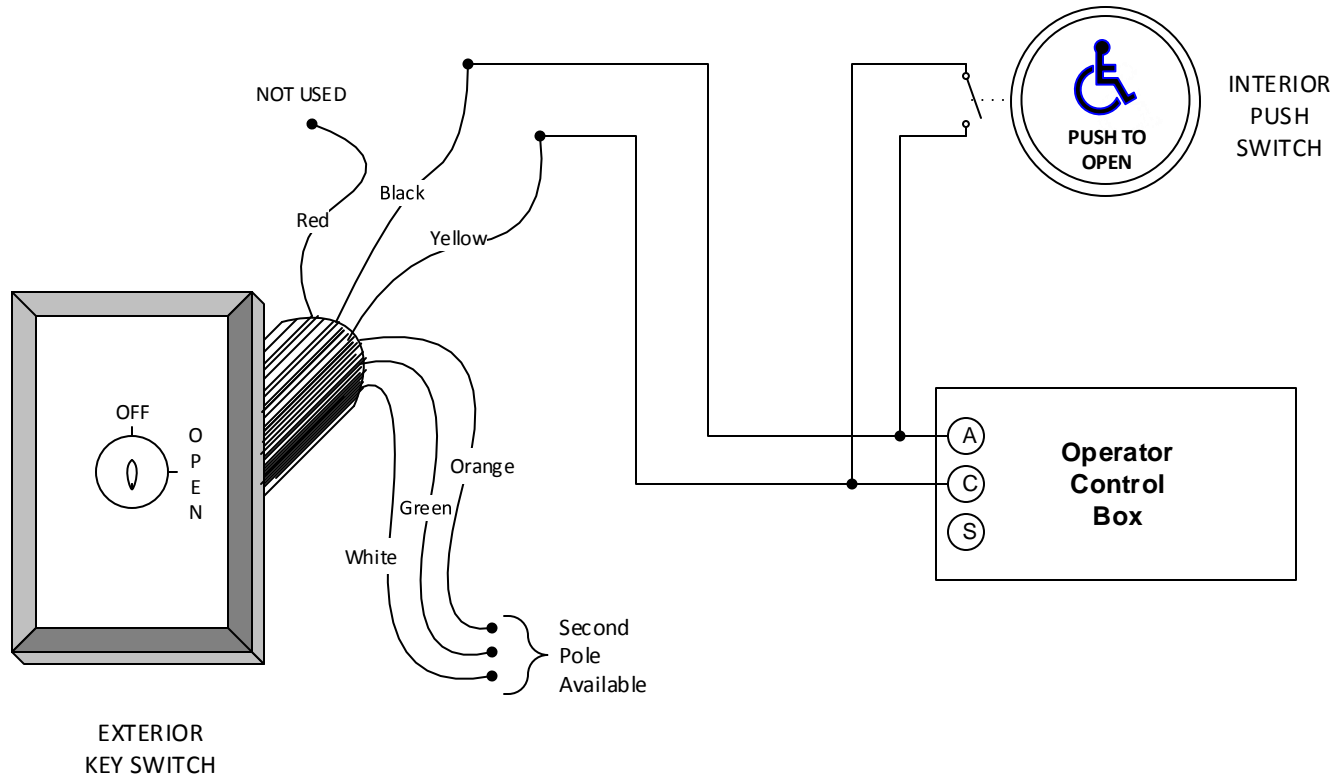
Pos 1
OFF



Pos 2
OPEN



ARROW INDICATES
CONTACT CLOSURE



TYPICAL WIRING DIAGRAM

AUTOMATIC SWING DOOR

SPECIFICATIONS

- Contact Rating : 4 amps @ 125VAC
- 4 Tumbler Lock
- All locks keyed alike
- Key removable in OFF only
- Switch Depth: 1 1/4"
- Frame hole diameter: 1 1/8" min.



Camden Door Controls

5502 Timberlea Blvd.
Mississauga, ON
L4W 2T7

SCALE: NONE

DRAWN BY: DGW

DATE: 05/16/03

REVISED: 10/06/14

Two Position Momentary Keyswitch (CM-160/170/180 -20)

DRAWING No: 40-82B031

FILENAME: CM_160_20.vsd