

CX-ED1309 Series 'Universal' Electric Strike for Narrow Stile Aluminum Door Frames



Camden's Electric Strikes offer unsurpassed flexibility and performance.

CX-ED1309 Series Grade 1 ANSI electric strikes feature 'Universal' field selection of 12/24V, AC or DC and fail safe or fail secure operation.

Specifically designed for narrow stile aluminum door frames and maximizes latch protection in store front retail commercial door applications.



BEST VALUE



BEST QUALITY


CX-ED1309 Electric Strike Body may be purchased with a separate ANSI square, ANSI round, hollow metal or wood door faceplate, with either a brushed aluminum or dark bronze finish.

CX-ED1379 packages the Strike Body with (2) ANSI round faceplates; one with brushed aluminum finish and one with dark bronze finish.

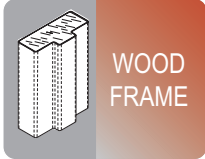
Features

- Ideal for cylindrical or spring latch locksets in wood, hollow metal or aluminum frames
- CX-ED1379 includes two ANSI round faceplates
- Selectable Fail Safe/Fail Secure
- Selectable 12/24V, AC/DC
- 1/2" to 5/8" Latch Projection
- Easy Fit Connectors and Mounting Tabs Included
- A wide selection of aluminum and dark bronze faceplates
- 5 Year Warranty

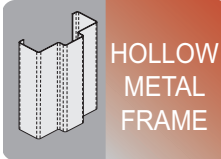
DOOR FRAME TYPES



ALUMINUM
FRAME



WOOD
FRAME



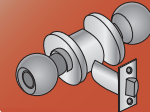
HOLLOW
METAL
FRAME

COMPATIBLE LOCKSETS

SPRING
LATCH
LOCKSET



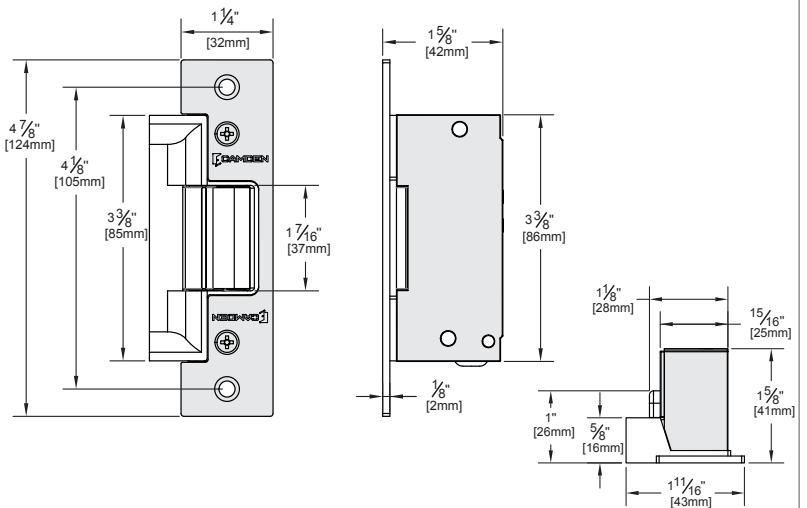
CYLINDRICAL
LOCKSET



SPECIFICATIONS

VOLTAGE: 12/24V AC/DC
 CURRENT DRAW: 260mA @ 12V DC
 150mA @ 24V DC
 FACEPLATES: CX-ED1379: Brushed Aluminum (BHMA 628)
 Dark Bronze (BHMA 710)
 STATIC STRENGTH: 1,500 Lbs.
 DYNAMIC STRENGTH: 70 Ft-Lbs.
 ENDURANCE: 1,000,000 Cycles (Factory Test),
 250,000 Cycles (UL Verified)
 OPERATION: AC-Buzz, DC-Silent
 DUTY: Continuous
 DIMENSIONS: Body: 4 7/8" H x 1 11/16" W x 1 5/8" D
 (124mm x 43mm x 42mm)

DIMENSIONS



ORDERING INFORMATION

Electric Strike with Faceplates



CX-ED1379

Grade 1 'Universal' Electric Strike, 12/24V AC/DC, fail safe/fail secure operation with
 (1) CX-ESF-2 ANSI Round Faceplate - Brushed Aluminum finish
 (1) CX-ESF-2BZ ANSI Round Faceplate - Dark Bronze finish

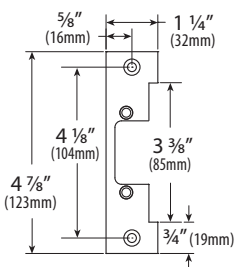


CX-ED1309

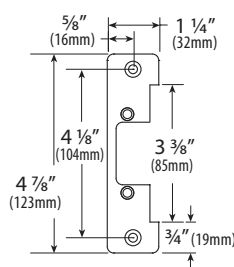
Grade 1 'Universal' Electric Strike Body, 12/24V AC/DC, fail safe/fail secure operation. Order faceplate separately.

FACEPLATES OPTIONS

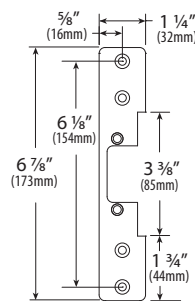
Brushed Aluminum Finish (BHMA 628) / Dark Bronze Finish (BHMA 710)



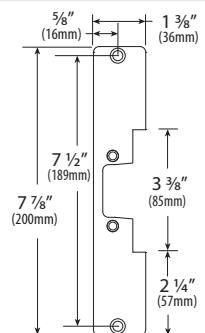
CX-ESF-1: Aluminum Finish
 CX-ESF-1BZ: Dark Bronze Finish
 ANSI Square



CX-ESF-2: Aluminum Finish
 CX-ESF-2BZ: Dark Bronze Finish
 ANSI Round



CX-ESF-3: Aluminum Finish
 CX-ESF-3BZ: Dark Bronze Finish
 Hollow Metal Frame



CX-ESF-4: Aluminum Finish
 CX-ESF-4BZ: Dark Bronze Finish
 Wood Frame



Opening New Doors to
 Innovation, Quality and Support!

5502 Timberlea Blvd. Mississauga, ON Canada L4W 2T7 • Toll Free: 1 877 226-3369 (CAMDEN9)
 Tel: (905) 366-3377 • Fax: (905) 366-3378 • E-mail: info@camdencontrols.com • www.camdencontrols.com



Part #: MKTG-LIT-SP-ED1309