



Access
800® | 

Stand-Alone Access Control

Product Catalog

Experience a safer
and more open world

Applications



Index

Applications..... 2
 Overview 3-4
 Features..... 5
 100 User Mode (M800) Features..... 6
 2000 User Mode Features..... 7-8

ML20800 Mortise Locks

Features..... 9
 Functions..... 10
 Escutcheons & Cylinders 11
 Options & Accessories..... 12
 Available Trim Options 13-14
 How to Order 15-16
 Quick Codes 17

CL33800 Cylindrical Locks

Features..... 18
 Features & Functions..... 19
 Options & Accessories..... 20
 Available Trim Options &
 How to Order 21
 Quick Codes 22

ED5000 Series Exit Devices

Features..... 23-24
 Functions..... 25
 Options & Accessories..... 26
 Available Trim Options 27-28
 How to Order 29-30
 Quick Codes 30-31

WM800 Reader/Controller

Features..... 32

 SoloPlus™ Software 33
 ASSA ABLOY Data Transfer Device... 33
 Options & Accessories..... 34-36
 Architectural Specifications 37
 Quick Code Index 38-39

The Access 800 AC2 series of stand-alone access control products provides the user with a broad selection of technologies, features and mechanical locking means housed in a sleek, architecturally pleasing design. From the basic keypad-programmed M800 option to the full-featured M806, programmed via data transfer device (DTD) or a PDA, all units utilize a battery-powered micro-processor-based controller with non-volatile memory to preserve user coding. All technology features are supported by the physical security of a Corbin Russwin ANSI/BHMA Grade 1 mechanical locking device: mortise, cylindrical or exit device.

These locking devices allow for electronic control over the optimum mechanical lock and are UL Listed for use on fire doors*. Trims and finishes along with the various technology offerings combine for a cost effective continuity of design.

The keypad option features user codes that can vary from 1 to 6 digits and utilizes a master code to program the lock in a variety of modes. These modes allow the operation of the lock to be tailored to the opening and individual user. Typical modes include panic, adjustable momentary unlock and passage.

SoloPlus software allows you to meet your facility's needs while maintaining a stand-alone, single door electronic access control system.

* Any retrofit or other field modification to a fire rated opening can potentially impact the fire rating of the opening, and Corbin Russwin, Inc. makes no representations or warranties concerning what such impact may be in any specific situation. When retrofitting any portion of an existing fire rated opening, or specifying and installing a new fire-rated opening, please consult with a code specialist or local code official (Authority Having Jurisdiction) to ensure compliance with all applicable codes and ratings.

Applications

- Remote locations
- Building perimeter
- High security areas
- Restricted access
- Retrofit applications where hardwiring is not practical

Advantages

- Bundled unit
- Economic (low cost) versus hard wired magnetic lock/stand-alone reader
- Backwards compatibility and audit trail capable
- Similar features to online systems such as programmable time zones, holidays
- User groups (2000 users) & access level oriented format

Access 800® AC2 - Features

Corbin Russwin Access 800 AC2 Series' product enhancements help to further distinguish it as the right choice for a wide range of applications.

- **Forced Master Code Change** – from factory default for added security
- **Enrollment Station** enrolls 125 kHz Wiegand-format HID prox cards into SoloPlus™ software.
- **Force/Propped Door Alarm** provides an audible alarm if the door is held open for an extended period of time or forced open without the use of valid credentials.
- **Dorm Room Function for Mortise Option** prevents students from locking themselves out of their dorm room.
- **Temporary User Codes** allows temporary codes by number of uses, start and stop dates or total days after first use.

Overview



Cylindrical Lock - CL33800



Exit Device - ED5000 x 9800



Mortise Lock - ML20800

100 user keypad only Stand-alone access control products are designed for areas that require authorized entry, such as stairwell doors, meeting rooms, company health clubs, etc. Microprocessor based technology with non-volatile solid state memory ensures that codes will not be lost even if the batteries stop functioning. The controller will hold a total of 100 different user codes and these codes can vary in length from one to six digits. All programming is done through the keypad.

2000 user keypad only The M801 is ideal for dormitories, assisted living facilities, hospitals, retailers, apartments and office complexes. Programming is accomplished through the keypad for most basic functions or via SoloPlus™ software.

2000 user proximity only The M802 provides a higher level of security. All programming must be handled through the *SoloPlus* software. It is ideal for high traffic applications where keypad usage is not desirable: universities, laboratories or hospitals. A “master” Comm Enable proximity card or fob is required to initiate programming of the lock.

2000 user proximity/keypad The M803 stand-alone access control products offer the highest level of security and flexibility. These products can be programmed via keypad or *SoloPlus* requiring both a code (1-6 digits) and proximity card/key/tag presentation to gain entry. It can also be programmed for keypad or proximity presentation only.

2000 user keypad and RF technology The M804 offers the convenience of the keypad along with the RF technology which allows for remote unlocking and locking of the unit. This configuration is ideal where security is a concern (offices and medical clinics).

2000 user proximity and RF technology The M805 offers the additional security of eliminating the keypad with the convenience of remote unlocking and locking through the RF technology.

2000 user keypad, proximity and RF technology The M806 offers all three technologies allowing the lock to be programmed to respond to any of the technologies as needed.

Features



Access	M800	M801	M802	M803	M804	M805	M806
Stand-alone Unit	Yes	Yes	Yes	Yes	Yes	Yes	Yes
Keypad	Yes	Yes	-	Yes	Yes	-	Yes
Proximity	-	-	Yes	Yes	-	Yes	Yes
RF Technology	-	-	-	-	Yes	Yes	Yes
Programming	Keypad	DTD or a PDA/Keypad	DTD or a PDA	DTD or a PDA/Keypad	DTD or a PDA/Keypad	DTD or a PDA	DTD or a PDA/Keypad
Supports all HID Proximity Bit Format	No	-	Yes	Yes	-	-	Yes
DTD or a PDA	-	Yes	Required	Yes	Yes	Required	Yes
Directly Supports 26, 33 & 34 bit 125kHz HID Wiegand Formats ¹	No	-	Yes	Yes	-	Yes	Yes
Supports all 125kHz HID Wiegand (up to 40) Bit Formats with Enrollment Station	No	-	Yes	Yes	-	Yes	Yes
Non-volatile Memory	Yes	Yes	Yes	Yes	Yes	Yes	Yes
Power Requirements							
Battery Life (Estimate)	80,000 cycles	80,000 cycles	80,000 cycles	80,000 cycles	4-1/2 Mo.	4-1/2 Mo.	4-1/2 Mo.
Batteries	6 AA	6 AA	6 AA	6 AA	6 AA	6 AA	6 AA
Low Battery Indication	Yes	Yes	Yes	Yes	Yes	Yes	Yes
Hard Power Available	Yes	Yes	Yes	Yes	Yes	Yes	Yes
Users & Codes							
Users Supported per Lock	100	2,000	2,000	2,000	2,000	2,000	2,000
Users Supported by Database	-	20,000	20,000	20,000	20,000	20,000	20,000
Audit Trail	1,000	2,000	2,000	2,000	2,000	2,000	2,000
Code: Number of Digits	1 to 6 Digits	1 to 6 Digits	-	1 to 6 Digits	1 to 6 Digits	-	1 to 6 Digits
Master, Emergency & Supervisory Codes	Yes	Yes	Yes	Yes	Yes	Yes	Yes
Standard, Extended Passage Codes	Yes	Yes	Yes	Yes	Yes	Yes	Yes
Panic, Lockout Codes	No	Yes	Yes	Yes	Yes	Yes	Yes
Comm Unlock, Relock Codes	No	Yes	Yes	Yes	Yes	Yes	Yes
Temporary User Codes	No	Yes	Yes	Yes	Yes	Yes	Yes
Features							
Real Time Clock with Date & Time	No	Yes	Yes	Yes	Yes	Yes	Yes
Up to 8 Time Zones per Lock	No	Yes	Yes	Yes	Yes	Yes	Yes
Holidays (16 Single & 16 Blocked)	No	Yes	Yes	Yes	Yes	Yes	Yes
Daylight Saving Time	No	Yes	Yes	Yes	Yes	Yes	Yes
Auto Unlock	No	Yes	Yes	Yes	Yes	Yes	Yes
Auto Unlock with First In	No	Yes	Yes	Yes	Yes	Yes	Yes
Unlock Time Adjustability	1-255 Sec	1-255 Sec	1-255 Sec	1-255 Sec	1-255 Sec	1-255 Sec	1-255 Sec
Audible Keystroke Beep Available	Yes	Yes	-	Yes	Yes	-	Yes
Remote Unlocking	Yes	Yes	Yes	Yes	Yes	Yes	Yes
UL Listed for Fire Doors ²	Yes	Yes	Yes	Yes	Yes	Yes	Yes

Note: Dash (-) Means either Not Available or Not Applicable

1. Directly supports credential formats with special requirements. Consult factory.

2. Any retrofit or other field modification to a fire rated opening can potentially impact the fire rating of the opening, and Corbin Russwin, Inc. makes no representations or warranties concerning what such impact may be in any specific situation. When retrofitting any portion of an existing fire rated opening, or specifying and installing a new fire-rated opening, please consult with a code specialist or local code official (Authority Having Jurisdiction) to ensure compliance with all applicable codes and ratings.

100 User Mode (M800) Features



Mortise shown

Quick Code Option M800 Keypad Operated Products

The Corbin Russwin 100 user, keypad-only stand-alone access control products are designed for areas that require authorized entry, such as stairwell doors, meeting rooms, company health clubs, etc. Microprocessor based technology with non-volatile solid state memory ensures that codes will not be lost even if the batteries stop functioning. The controller will hold a total of 100 different user codes and these codes can vary in length from one to six digits. All programming is done through the keypad.

Credential Quick Codes

Description	Specify
Credential for 100 User	
Keypad Only	M800

Access	M800
Stand-alone Unit	Yes
Keypad	Yes
Proximity	-
RF Technology	-
Programming	Keypad
Supports HID Proximity Bit Format	-
DTD or a PDA	-
Supports 26, 33 & 34 bit 125kHz HID Wiegand Formats ¹	-
Non-volatile Memory	Yes
Power Requirements	
Battery Life (Estimate)	80,000 cycles
Batteries	6 AA
Low Battery Indication	Yes
Hard Power Available	Yes
Users & Codes	
Users Supported per Lock	100
Audit Trail	1,000
Code: Number of Digits	1 to 6 Digits
Master, Emergency & Supervisory Codes	Yes
Standard, Extended Passage Codes	Yes
Panic, Lockout Codes	-
Comm Unlock, Relock Codes	-
Temporary User Codes	-
Features	
Real Time Clock with Date & Time	-
Up to 8 Time Zones per Lock	-
Holidays (16 Single & 16 Blocked)	-
Daylight Saving Time	-
Auto Unlock	-
Auto Unlock with First In	-
Unlock Time Adjustability	1-99 Sec
Audible Keystroke Beep Available	Yes
Remote Unlocking	Yes
UL Listed for Fire Doors ²	Yes

1. Directly supports credential with special requirements. Consult factory.
2. Any retrofit or other field modification to a fire rated opening can potentially impact the fire rating of the opening, and Corbin Russwin, Inc. makes no representations or warranties concerning what such impact may be in any specific situation. When retrofitting any portion of an existing fire rated opening, or specifying and installing a new fire-rated opening, please consult with a code specialist or local code official (Authority Having Jurisdiction) to ensure compliance with all applicable codes and ratings.

2000 User Mode Features

Standard Features

- Audit Trail provides parameters such as access granted in, access denied, entry into programming mode, date, time, user and door information
- Low battery indication – four chirps after code entry. Master and emergency code will operate lock after the low battery indication period has passed and user codes no longer operate the lock
- Moisture resistant coating on electronics
- Entry of three wrong user codes in succession disables all codes for ten seconds
- UL Listed to U.S. and Canadian safety standards
- Forced and propped door option
- Weatherseal gaskets and conduit provided for use on exterior doors
- Remote power and request to enter available – requires wire harness and hard wiring
- One master code – forced master code change from factory default. Assigns emergency, supervisory and user codes and allows entry when deadbolt is thrown (mortise locks)
- Multiple supervisory codes – allow temporary lockout of selected users, change unlock time duration, request audit log and add user codes

- Emergency code – allows entry when deadbolt is thrown (mortise locks). Unlocks after the low battery indication period has passed and user codes no longer operate lock
- Temporary codes by number of uses (1-500), start and stop dates or total days after first use (24 hour specific)
- Maintained (passage) code – unlocks

Keypad Features

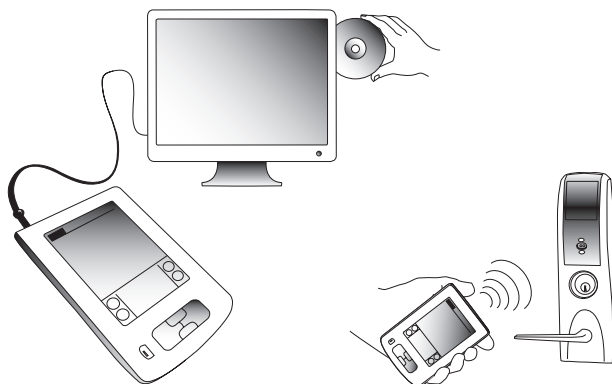
- LEDs on unit indicate status – green indicates unlocked; yellow indicates programming mode

Proximity Features

- Supports all HID 125 KHz Wiegand formats (up to 40 bit) by keypad presentation or when using proximity enrollment station with SoloPlus™ software
- Supports 26, 34 & Corporate 1000 (35 bit) HID formats with *SoloPlus* software programming

Credential Quick Codes

Description	Specify
Credential for 2000 User	
Keypad Only	M801
Prox Only	M802
Keypad/Prox	M803
Keypad/RF	M804
Prox/RF	M805
Keypad/Prox/RF	M806



2000 User Mode Features



Software Features

SoloPlus™ Software

SoloPlus Software allows simple programming and interrogation of the *Access 800* access control products. This software provides the means for fast, convenient assignment of access levels, doors, users, time zones and management of multiple doors with full audit trail capability. Communication between the computer and lock controller is via DTD or a PDA that allows for quick and efficient program transfer and audit trail retrieval. For more information see page 33.



RF Fob

RF Fob

RF technology offers stand-alone access control enhancement by allowing the user to remotely control the lock by means of a hand-held transmitter (RF fob).



Outside Escutcheon
cylindrical shown

The *Access 800* lock is easily programmed for three primary RF actuation modes: Passage, Standard or Panic. RF technology is an additional means of operating the lock to direct keypad code entry or proximity credential presentation.

Three Primary Modes of RF Technology

Passage: Remotely toggle (lock/unlock) the unit which remains locked/unlocked until the RF Fob is pressed again. **Convenient applications:** To unlock doors for extended periods of time; employee entrances, office suites, etc.

Unlock/Relock: Remotely unlock for a defined period of time (1 to 255 seconds) and then automatically relock at the end of that time period. **Typical applications:** Security entrances, guard stations, anywhere an electric strike is not feasible and/or an audit trail is desired.

Panic: An RF fob set as a "Panic User" can be used to quickly and easily remotely lock entry doors during emergency situations to prevent entry by intruders. Remains locked until reset by Master code.



Inside Escutcheon



RF Actuation
Indicator

Features

- Available with keypad, keypad/proximity and proximity only models
- C-UL US Listed for fire doors¹
- Typical operating distance of 35 to 75 feet on inside of door; 10 to 25 feet on outside of door²
- Ideal for retrofit applications: Minimal door prep with no frame prep, wiring or external power supply needed
- Multiple RF Fobs may be programmed into a single lock
- LED indicator on inside escutcheon shows when RF lock is actuated
- Cylindrical, Mortise Lock and Exit Device versions
- Supported by *SoloPlus* software
- All user types, features for *Access 800* supported

1. Any retrofit or other field modification to a fire rated opening can potentially impact the fire rating of the opening, and Corbin Russwin, Inc. makes no representations or warranties concerning what such impact may be in any specific situation. When retrofitting any portion of an existing fire rated opening, or specifying and installing a new fire-rated opening, please consult with a code specialist or local code official (Authority Having Jurisdiction) to ensure compliance with all applicable codes and ratings.
2. Operating distance may vary depending on building construction

Credential Quick Codes

Description	Specify
Credentials for 2000 User	
Keypad Only	M801
Prox Only	M802
Keypad/Prox	M803
Keypad/RF	M804
Prox/RF	M805
Keypad/Prox/RF	M806

Features



ML20800 AC2 Mortise Lock



Mortise Lock
ML20800

The one-piece escutcheon of the motorized mortise lock product has a clean, crisp design and is available with a variety of lever designs and hardware finishes. ML20800 mortise locks are ideal for business and facility entrances, computer room areas, telephone rooms, health clubs, and child care facilities. Ecoflex® technology offers improved battery life.

Features

Handing

Handed; quick reversibility. The lockset can be re-handed without disassembling the lock body

Door Thickness

1-3/4" (44mm) standard.
Optional 2" (50mm) to 2-1/4" (57mm).

Backset

2-3/4" (70mm).

Lockcase

Heavy-gauge chrome plated steel,
5-7/8" (149mm) x 4" (102mm) x 15/16" (24mm).

Front

Heavy-gauge steel, 8" (203mm) x 1-1/4" (32mm) x 3/32" (2mm). Accommodates non-beveled and beveled doors 1/8" (3mm) in 2" (51mm).

Armored Front

Wrought brass, bronze or stainless steel attached by machine screws to lockcase front.

Latch

Patented, quick, reversible 2-piece mechanical with anti-friction insert 5/8" (16mm) x 1" (25mm) x 3/4" (19mm).

Auxiliary Latchbolt

9/16" (14mm) effective throw and 3/8" (10mm) effective auxiliary latch deadlocking.

Deadbolt

One-piece stainless steel, 19/32" (15mm) x 1-1/4" (32mm) x 1" (25mm) throw.

Lever Trim

Free floating, to fit doors 1-3/4" (44mm) to 2-1/4" (57mm).

Hub

Steel, 5/16" (8mm).

Strike

Wrought brass or stainless steel ANSI straight lip standard, 4-7/8" (124mm) x 1-1/4" (32mm) x 1-1/8" (29mm) lip to center. Optional strikes, lip lengths and ANSI wrought strike box available.

Cylinder

CR1000-138-A01, 6-pin, L4, keyed random, furnished standard for 1-3/4" (44mm) door. Optional cylinders available.

Batteries

Operates with 6 AA batteries (included).

Operations

Typical 80,000 per set of batteries. RF technology will limit battery life to approximately 4-1/2 months.

Optional Power Supply

9VDC output. Operates 2 each Access 800 locks. Specify 784 when ordering.

Warranty

10-year limited mechanical.
2-year limited electrical.

Certification/Compliance

ANSI/BHMA


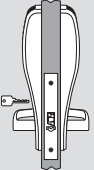

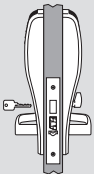
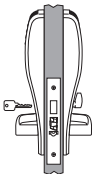
Meets A156.13, Grade 1 requirements.
Meets A117.1 Accessibility Code.
Meets A156.25 requirements.

Credential Quick Codes

Description	Specify
Credential for 100 User	
Keypad Only	M800
Credentials for 2000 User	
Keypad Only	M801
Prox Only	M802
Keypad/Prox	M803
Keypad/RF	M804
Prox/RF	M805
Keypad/Prox/RF	M806

Functions

ML20800 AC2 Mortise Lock

Outside	Inside	Series/Function	Type	Function Description
		ML20833 Without Cylinder or Deadbolt	Entry	<ul style="list-style-type: none"> • Deadlocking latch • Latch retracted by inside lever at all times • Outside lever rigid except when in "passage" mode or valid user code entered
		ML20834 With Cylinder Without Deadbolt	Entry	<ul style="list-style-type: none"> • Deadlocking latch • Latch retracted by inside lever at all times • Outside lever rigid except when in "passage" mode or valid user code entered • Key outside retracts latch • No deadbolt function
		ML20835 Without Cylinder With Deadbolt	Entry	<ul style="list-style-type: none"> • Deadlocking latch • Latch and deadbolt retracted by inside lever at all times • Outside lever rigid except when in "passage" mode or valid user code entered • When deadbolt thrown, outside lever operable only with emergency code or master code
		ML20836 With Cylinder and Deadbolt	Entry	<ul style="list-style-type: none"> • Deadlocking latch • Latch and deadbolt retracted by inside lever and deadbolt at all times • Outside lever rigid except when in "passage" mode or valid user code entered • Key outside projects or retracts deadbolt and retracts latch • When deadbolt projected, outside lever operable only with emergency code, master code, or key (key retracts deadbolt and latch)
		ML20837 With Deadbolt and Inside	Dormitory Entry	<ul style="list-style-type: none"> • Deadlocking latch • Dorm room application for students using proximity cards • Prevents students from locking themselves out of dorm rooms • Controller to be configured at factory for dorm room application • Available with M802 and M803 Quick Codes • Latch and deadbolt retracted by inside lever, placing lock in passage mode; must present valid user code to secure door upon exit

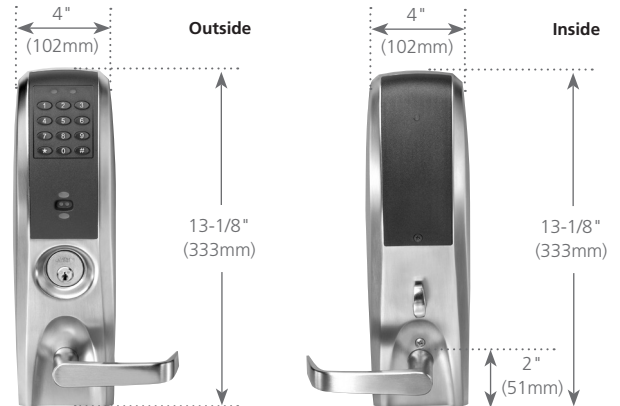
Escutcheons & Cylinders

ML20800 AC2 Mortise Lock



Escutcheons

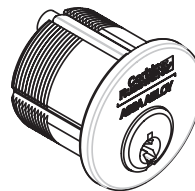
- Zinc die cast
- Lowest projection 11/16" (17mm) less lever
- Highest projection 1-5/8" (41mm)
- Tactile keypad
- Operating temperature -40°F (-40°C) to 135°F (57°C)
- LEDs indicate valid/invalid entries
- Keys/buttons with double shot mold construction prevents wear



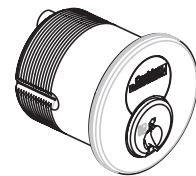
Cylinders

- Conventional (standard for ML2000)
- Security
- Pyramid
- Interchangeable Core (IC)
- 2 nickel silver keys
- Finishes: See Key Systems catalog

Conventional
(Fixed Core)



Interchangeable Core
(IC)



Pyramid
Shown

Cylinder Quick Codes

Mortise Cylinder Type	Keyed Functions for 1-3/4" Door
Pyramid High Security Interchangeable Core (PCHS)	CR1030-138-A01
Pyramid Security IC (PCS)	CR1037-138-A01
Conventional 6-pin	CR1000-138-A01
7-pin (7P)	CR1000-138-A01-7
6-pin IC (C6)	CR1080-138-A01
Security IC (CHS)	CR1090-138-A01
Security (HS)	CR1010-138-A01

Pyramid IC should be used in place of Pyramid FC.

For complete Pyramid information and options refer to Pyramid catalog.

To order optional cylinder with lockset, see Quick Codes, page 17.

To order cylinder separately, specify Part No. x Keyway x Finish (e.g., CR1000-138-A01 x L4 x 626).

Options & Accessories

ML20800 AC2 Mortise Lock



Strikes

ANSI Straight Lip (standard)

Brass, Bronze or Stainless Steel
 Non-handed
 4-7/8" (124mm) x 1-1/4" (32mm) x 1-1/8" (29mm) lip to center
 Optional lip lengths: 7/8" (22mm), 1-1/4" (32mm), 1-3/8" (35mm), 1-1/2" (38mm), 1-3/4" (44mm), 2" (51mm), 2-1/4" (57mm), 2-1/2" (64mm), 2-3/4" (70mm), 3" (76mm)

ANSI Curved Lip

Brass, Bronze or Stainless Steel
 Handed 4-7/8" (124mm) x 1-1/4" (32mm) x 1-1/4" (32mm) lip to center
 Optional lip lengths: 1-3/8" (35mm), 1-1/2" (38mm), 1-3/4" (44mm), 2" (51mm), 2-1/4" (57mm), 2-1/2" (64mm), 2-3/4" (70mm), 3" (76mm)



ANSI Wrought Strike Box

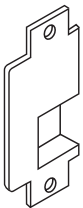
To order with lockset; see Quick Codes, page 17. To order separately, specify 120F768.

	Part No.	Description
	236L72	Straight Lip
	340L60	Curved Lip for RH, LHR
	340L61	Curved Lip for LH, RHR

Latchbolt X Deadbolt

To order strike with lockset, see Quick Codes, page 17. To order strike separately, specify Part No. x Lip Length x Finish (e.g., 340L60 x 1-1/2" x 626).

Open Back Size: 5-1/4" (133mm) x 1-1/4" (32mm)

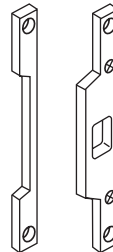


Hand	Door Thickness	Part
LHL	1-3/4" (44mm)	411L63016
	2" (51mm)	411L63018
	2-1/4" (57mm)	411L63020
RHR	1-3/4" (44mm)	411L62016
	2" (51mm)	411L62018
	2-1/4" (57mm)	411L62020

To order with lockset; see Quick Codes, pg. 17.
 To order separately, specify Part No. x Door Thickness x Finish (e.g., 411L62 x 2" x 626).

Rabbeted Front and Strike

Brass or bronze. For 1/2" (13mm) rabbet.
 No optional lip lengths.



	Part No.	Hand
Latchbolt x deadbolt	318F66	RH/LHR
	318F69	LH/RHR
Latchbolt only	318F64	RH/LHR
	318F67	LH/RHR














































To order with lockset; see Quick Codes, page 17.
 To order separately, specify Part No. x Finish (e.g., 318F66 x 626).

Available Trim Options

ML20800 AC2 Mortise Locks



Standard

ML20800							
Armstrong	ASZ						
Newport	NSZ						
Princeton	PSZ	Armstrong	Citation	Dirke	Essex ¹		
Citation	CSZ						
Dirke	DSZ						
Essex	ESZ	Lustra ¹	Newport ¹	Princeton ¹	Regis		
Lustra	LSZ						
Regis	RSZ						
Vineyard™							
Frascati	FSZ						
Merlot	MSZ	Frascati	Merlot	Zinfandel			
Zinfandel	ZSZ						
Muséo®							
GEORGIA							
102	102Z						
103	103Z						
104	104Z	102	103	104 ²	124 ¹	125 ¹	
124	124Z						
125	125Z						
SALVADOR							
106	106Z						
107	107Z						
108	108Z	106	107	108	109*		
109	109Z						
110	110Z						
123	123Z	110	123 ¹	128 ¹	129 ¹		
128	128Z						
129	129Z						
MARC							
111	111Z						
112	112Z						
113	113Z	111 ²	112 ²	113 ²	114 ²	115 ²	
114	114Z						
115	115Z						
116	116Z						
130	130Z	116 ²	130 ^{1,2}	131 ^{1,2}	132 ^{1,2}		
131	131Z						
132	132Z						
PABLO							
117	117Z						
126	126Z	117 ²	126 ^{1,2}				
JACKSON							
119	119Z						
121	121Z						
122	122Z	119 ²	121 ²	122 ²	127 ^{1,2}		
127	127Z						
PIET							
21G	21GZ						
21L	21LZ						
21M	21MZ	21G	21L	21M	21S	23M	27M
21S	21SZ						
23M	23MZ						
25M	25MZ						
27M	27MZ						

1. Complies with codes requiring lever to return to within 1/2" (13mm) of door face.
2. Not available in 629 or 630 finish.

Available Trim Options

ML20800 AC2 Mortise Locks

Muséo® Piet Lever Collection Trim and Finish Options



Leather Insert
21L



Santoprene™ Insert
21S




Plain
25M




Plain with Two Grooves
27M

Trim	Lever Finish Options					
Lever Style	Shank Finish	Specify	Insert Finish	Specify	Grip Finish*	Specify
21L	629 or 630	29 or 30	Black or Brown	BK or BN	629 or 630	29 or 30
21S	629 or 630	29 or 30	Black	BK	629 or 630	29 or 30
25M	629 or 630	29 or 30	N/A	00	629 or 630	29 or 30
27M	629 or 630	29 or 30	N/A	00	629 or 630	29 or 30



Grooved Insert
21G



Polished with Satin Insert
21M



With Raised Band
23M

Trim	Lever Finish Options					
Lever Style	Shank Finish	Specify	Insert Finish	Specify	Grip Finish	Specify
21G	629 or 630	29 or 30	N/A	00	629 or 630	29 or 30
21M	629	29	630	30	629	29
23M	629 or 630	29 or 30	N/A	00	629 or 630	29 or 30

* Escutcheons (lock finish) are plated to match polished stainless steel (629) and satin stainless steel (630) finishes.

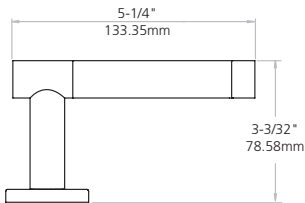
** Grip finish must match shank finish

How to Order

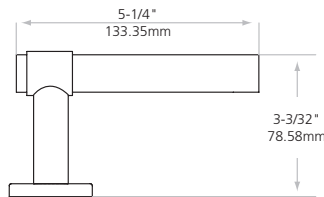
ML20800 AC2 Mortise Locks



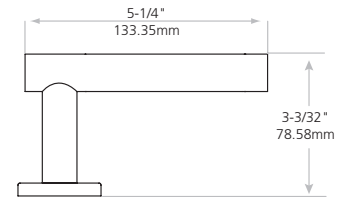
How to Order the Muséo® Piet Lever Collection



21G, 21L, 21M, 21S



23M



25M, 27M

Stock Order

Quantity	Series/ Function	Technology Code	Trim	Lever Finish	Lock Finish*	Hand	Credential Quick Code
2	ML20834	TCAC2	21MZ	293029	625	RHR	M803

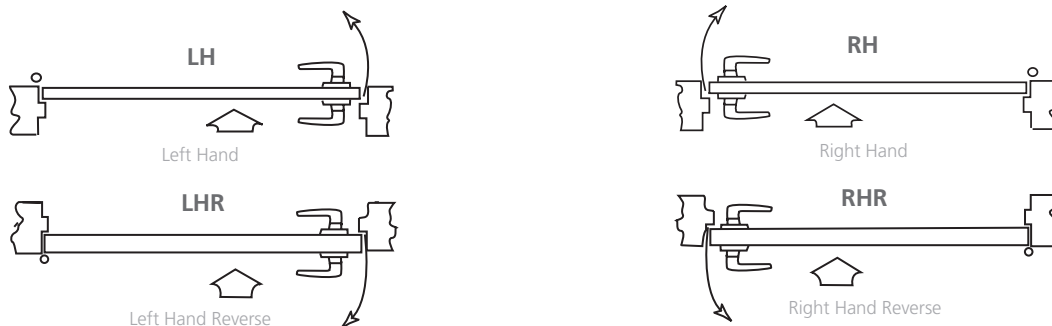
- › Muséo® Piet Lever 21M - Polished with Satin Insert
- › 293029 Lever Finish
Polished with satin stainless steel insert (630), polished stainless steel (629) shank and polished stainless steel (629) grip
- › 625 Lock Finish

Stock Order

Quantity	Series/ Function	Technology Code	Trim	Lever Finish	Lock Finish*	Hand	Credential Quick Code
2	ML20834	TCAC2	21MZ	29BH29	625	RHR	M803

- › 29BH29 Lever Finish
Wood insert with polished stainless steel (629) shank and polished stainless steel (629) grip
- › 625 Lock Finish
- * Escutcheons (lock finish) are plated to match polished stainless steel (629) and satin stainless steel (630) finishes.

Handing



Note: Arrow indicates secure side of door.

How To Order

ML20800 AC2 Mortise Lock



Ordering Examples

Stock Order

Quantity	Series/Function	Technology Code	Trim	Finish	Hand	Credential Quick Code
24	ML20834	TCAC2	LSZ	626	RHR	M803

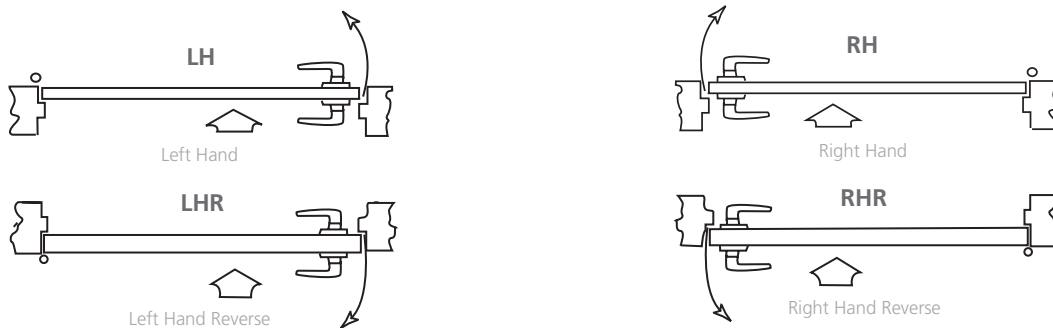
Split Trim/Finish Order

Quantity	Series/Function	Technology Code	Trim		Finish		Hand	Credential Quick Code
			Outside	Inside	Outside	Inside		
24	ML20834	TCAC2	LSZ	CSZ	626	606	RHR	M803

Contract/Detailed Order

Quantity	Keyset	Series/Function	Technology Code	Trim	Finish	Hand	Door Thickness	Optional Strike	Credential Quick Code	Optional Cylinder	Keying
24	AA1	ML20834	TCAC2	LSZ	626	RHR	D214	SA200	M803	C7	VKC3

Handing



Note: Arrow indicates secure side of door.

Quick Codes

ML20800 AC2 Mortise Lock



Cylinders and Keying

Description	Specify
Conventional 6-pin	(standard)
Conventional 7-pin	7P
Less Cylinder(s)	LC
IC 6-pin	C6
IC 6-pin with Temporary Construction Core	
Red	CT6R
Blue	CT6B
Green	CT6G
Cl 6-pin Less Core	CL6
SFIC 6-pin with Less Core	CLS6
SFIC 6-pin with SFIC disposable temporary core	CT6SD
IC 7-pin	C7 ¹
IC 7-pin with Temporary Construction Core	
Red	CT7R ¹
Blue	CT7B ¹
Green	CT7G ¹
IC 7-pin Less Core	CL7 ¹
SFIC 7-pin with Less Core	CLS7
SFIC 7-pin with SFIC disposable temporary core	CT7SD
Security	HS
Security IC	CHS
Pyramid Fixed Core	PHS ¹
Pyramid IC	PCHS
Pyramid IC Less Core	CLP
Pyramid with Temporary Construction Core	CTP
Pyramid Security	PS ¹
Pyramid Security IC	PCS
Pyramid Disposable Core	CTPD
6-pin Disposable Core	CT6D
7-pin Disposable Core	CT7D ¹
Keyed Random (Standard)	KR
Construction Master Eyed (not available for Pyramid)	CMK
Visual Key Control	
- No Keying Data Stamped on Key or Cylinder	VKC0
- Keys Only	VKC1
- Cylinders and Keys (not for HS, CHS, PHS or PCHS)	VKC2
- Cylinders Only (not for HS, CHS, PHS or PCHS)	VKC3

¹ Access 800 cannot use the C7, CT7R, CT7B, CT7G, CL7, CT7D, PS, PHS cylinders for 1-3/4" doors.

Cylinders and Keying (Cont.)

Description	Specify
Concealed Key Control (CKC)	
- CKC Cylinders with VKC Keys	CKC2
- CKC Cylinders Only (not for PHS, PCHS)	CKC3
2 Keys per Lock	(standard)
	KY#
More than 2 Keys	(e.g., KY6)

Finish

Description	Specify
Polished Brass, Clear Coated	605
Satin Brass, Clear Coated	606
Polished Bronze, Clear Coated	611
Satin Bronze, Clear Coated	612
Dark Oxidized Satin Bronze, Oil Rubbed	613
Dark Oxidized Satin Bronze - Equivalent	613E
Dark Oxidized Satin Bronze, Clear Coated	613L
Polished Nickel	618
Satin Nickel	619
Polished Chrome	625
Satin Chrome	626
Satin Chrome with MicroShield®	626C
Black Oxidized Bronze, Oil Rubbed	722
Black Suede Powder Coat	BSP
White Suede Powder Coat	WSP

Miscellaneous Options

Description	Specify
Torx® head screws	M04
ANSI wrought strike box	M17
Knurling outside and inside ¹	M20 ³
Knurling outside only ¹	M21 ³
Knurling inside only	M22 ³
Abrasive coat outside and inside ¹	M23
Abrasive coat inside only ¹	M24
Abrasive coat outside only	M25
Power/Remote Unlocking Harness	M35
Forced/Propped Door ²	M861

¹ Not available with Vineyard or Museo levers.
² Not compatible with M800
³ All levers provided in a powder coat finish will be supplied with an abrasive coating

Door Thickness

Door Thickness	Specify
1-3/4" (44mm)	(standard)
2" (51mm)	D200
2-1/4" (57mm)	D214

Credential Quick Codes

Description	Specify
Credential for 100 User	
Keypad Only	M800
Credentials for 2000 User	
Keypad Only	M801
Prox Only	M802
Keypad/Prox	M803
Keypad/RF	M804
Prox/RF	M805
Keypad/Prox/RF	M806

Strikes

ANSI Lip to Center	ANSI Straight Lip Specify	Curved Lip Specify
7/8" (22mm)	SS078	N/A
1-1/8" (29mm)	SS118 (std)	N/A
1-1/4" (32mm)	SS114	SA114
1-3/8" (35mm)	SS138	SA138
1-1/2" (38mm)	SS112	SA112
1-3/4" (44mm)	SS134	SA134
2" (51mm)	SS200	SA200
2-1/4" (57mm)	SS214	SA214
2-1/2" (64mm)	SS212	SA212
2-3/4" (70mm)	SS234	SA234
3" (76mm)	SS300	SA300
Open Back Strike	Door Thickness	Specify
	1-3/4" (44mm)	SB134
	2" (51mm)	SB200
	2-1/4" (57mm)	SB214
Rabbeted front and strike - Specify		SR118

Handing

Hand	Specify
Right Hand	RH
Left Hand	LH
Right Hand Reverse	RHR
Left Hand Reverse	LHR

Features

CL33800 AC2 Cylindrical Lock

The motorized Access 800 CL33800 design provides uniformity when used with other Corbin Russwin CL3300 locks at a facility. Access 800 products offer access control solutions for meeting rooms, country club locker rooms and assisted living facilities. The product features four different lever designs, fourteen hardware finishes and cylinder override.



Features

Non-handed

Door Thickness

1-3/4" (44mm) to 2" (50mm) standard,
2" (50mm) to 2-1/4" (57mm) optional

Lock Chassis

Steel, zinc dichromated for corrosion
resistance.

Backset

2-3/4" (70mm) standard.
Optional: 3-3/4" (95mm) and 5" (127mm).

Latchbolt

Stainless steel, 1/2" (13mm) throw.
Optional: 3/4" (19mm) throw deadlocking fire
latch for pair of doors.

Auxiliary Latchbolt

Deadlocking latchbolt prevents manipulation
when door is closed.

Front

Wrought brass or stainless steel,
2-1/4" (57mm) x 1-1/8" (29mm).
Accommodates non-beveled and beveled
doors 1/8" (3mm) in 2" (51mm).
Optional: rounded corners.

Strike

Wrought brass or stainless steel ANSI curved lip
standard, 4-7/8" (124mm) x 1-1/4" (32mm) x
1-1/4" (32mm) lip to center.
Optional strikes, lip lengths and ANSI wrought
strike box available

Cylinder

Brass, 6-pin, L4 keyway, 0-bitted standard.

Keying Features Available

Master Keying
Construction master keying
Visual key control
Concealed key control
Interchangeable core (IC)
Security
Security IC
Pyramid
Pyramid IC
Pyramid Security
Pyramid Security IC

Batteries

Operates with 6 "AA" batteries (included)

Operations

Typical 80,000 per set of batteries. RF
technology will limit battery life to
approximately 4-1/2 months.

Keys

Two nickel silver standard.

Key Override

Standard not available without key override.

Optional Power Supply

9VDC output. Operates 2 each Access 800
locks. Specify 784 when ordering.

Warranty

7-year limited mechanical;
2-year limited electrical.

Features & Functions

CL33800 AC2 Cylindrical Lock



Certification/Compliance

ANSI/BHMA

Meets A156.2 Grade 1 requirements.

California State Reference Code

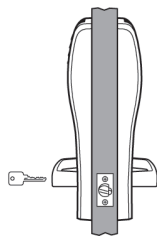
(Formerly Title 19, California State Fire Marshal Standard) All levers with returns comply; levers return to within 1/2" (13mm) of door face.

C-UL US

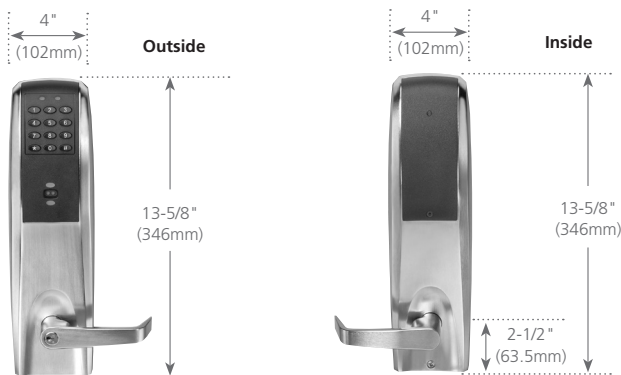
All locks with 1/2" (13mm) throw latchbolt listed for A label and lesser class 4' x 10' single doors. All locks with 3/4" (19mm) throw latchbolt listed for A label and lesser class 8' x 10' pairs of doors. Letter F and UL symbol on latch front indicate listing.

Credential Quick Codes

Description	Specify
Credential for 100 User	
Keypad Only	M800
Credentials for 2000 User	
Keypad Only	M801
Prox Only	M802
Keypad/Prox	M803
Keypad/RF	M804
Prox/RF	M805
Keypad/Prox/RF	M806

Outside	Inside	Series/Function	Type	Function Description
		CL33834 With Cylinder	Entry	<ul style="list-style-type: none"> Latch retracted by inside lever at all times. Key outside retracts latch. Outside lever locked (freewheeling) except when in "passage" mode or valid user code entered.

Escutcheons

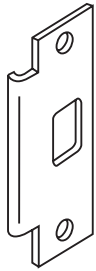


- Zinc die cast
- Lowest projection 11/16" (17mm) less lever
- Highest projection 1-5/8" (41mm)
- Tactile keypad
- Operating temperature -40°F (-40°C) to 135°F (57°C)
- LEDs indicate valid/invalid entries
- Keys/buttons with double shot mold construction prevents wear
- Freewheeling outside lever when locked

Options & Accessories

CL33800 AC2 Cylindrical Lock

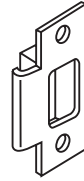
Strikes



ANSI Curved Lip (standard)

Brass or stainless steel,
4-7/8" (124mm) x 1-1/4" (32mm) x
1-1/4" (32mm) lip to center.
Optional lip lengths: 1" (25mm),
1-1/8" (29mm), 1-3/8" (35mm), 1-1/2" (38mm),
1-3/4" (44mm), 2" (51mm), 2-1/4" (57mm),
2-1/2" (64mm), 2-3/4" (70mm), 3" (76mm).

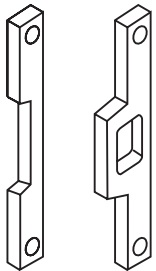
To order with lockset, see Quick Codes on page 22.
To order separately, specify 217L13 x
Lip Length x Finish.



Curved Lip Box

Brass, 2-3/4" (70mm) x 1-1/8" (29mm)
x 1-1/4" (32mm) lip to center.
Optional lip lengths: 1" (25mm), 1-1/8" (29mm),
1-3/8" (35mm), 1-1/2" (38mm), 1-3/4" (44mm),
2" (51mm), 2-1/4" (57mm), 2-1/2" (64mm),
2-3/4" (70mm), 3" (76mm).

To order with lockset, see Quick Codes on page 22.
To order separately, specify 586L19 x
Lip Length x Finish.



Rabbeted Front and Strike

Brass, 4" (102mm) x 5/8"
(16mm) for 1/2" (13mm) rabbet.
No optional lip lengths.

To order with lockset, see Quick Codes
on page 22.
To order separately, specify 601F28
x Finish.



ANSI Wrought Strike Box

To order with lockset, see Quick Codes on page 22.
To order separately, specify 120F768.

Electrified Accessories





Description	Specify
Power Supply, 9VDC Output Operates 2 each Access 800 locks	784

Available Trim Options and How to Order



CL33800 AC2 Cylindrical Lock

Standard

Standard		CL33800		
Armstrong	AZZ			
Newport	NZZ			
Princeton	PZZ	Armstrong	Newport*	Princeton*
Vineyard™				
Frascati	FZZ			
		Frascati		

Ordering Examples

Stock Order

Quantity	Series/ Function	Technology Code	Trim	Finish	Hand	Credential Quick Code
100	CL33834	TCAC2	NZZ	626	RHR	M803

Split Trim/Finish Order

Quantity	Series/ Function	Technology Code	Trim		Finish		Hand	Credential Quick Code
			Outside	Inside	Outside	Inside		
12	CL33834	TCAC2	NZZ	AZZ	626	625	LH	M803

Contract/Detailed Order

Quantity	Keypad	Series/ Function	Technology Code	Trim	Finish	Hand	Door Thickness	Backset	Optional Strike	Credential Quick Code	Optional Cylinder	Keying
24	AA1	CL33834	TCAC2	NZZ	626	RHR	D214	B334	SC114	M802	C6	VKC3

Quick Codes

CL33800 AC2 Cylindrical Lock

Cylinders and Keying

Description	Specify
Conventional 6-pin	(standard)
Conventional 7-pin	7P
Less Cylinder(s)	LC
Security	HS
Security IC	CHS
Pyramid Security	PS ³
Pyramid Security IC	PCS
Pyramid High Security Fixed Core	PHS ³
Pyramid High Security IC	PCHS
Pyramid with Temporary Construction Core	CTP
Pyramid Less Core	CLP
IC 6-pin	C6
IC 6-pin with Temporary Construction Core	
Red	CT6R
Blue	CT6B
Green	CT6G
IC 6-pin Less Core	CL6
IC 7-pin	C7 ³
IC 7-pin with Temporary Construction Core	
Red	CT7R ³
Blue	CT7B ³
Green	CT7G ³
IC 7-pin Less Core	CL7 ³
Pyramid Disposable Core	CTPD
6-pin Disposable Core	CT6D
7-pin Disposable Core	CT7D
SFIC 6- or 7-pin Small Format Disposable Core	CTSD
0-Bitted with 2 Blank Keys	(standard)
Keyed Random	KR
Construction Master Keyed	CMK
Visual Key Control (VKC)	
- No Bitting or Keyset Stamping on Keys	VKC0
- Keys Only	VKC1
- Cylinders and Keys (not for HS, CHS, PHS or PCHS)	VKC2
- Cylinders Only (not for HS, CHS, PHS or PCHS)	VKC3
Concealed Key Control (CKC)	
- CKC Cylinders with VKC Keys	CKC2
- CKC Cylinders Only (not for PHS, PCHS)	CKC3
2 Keys per Lock	(standard)
More than 2 Keys	KY# (e.g., KY6)
Schlage® C Keyway cylinder ¹	C
Schlage® LA Keyway cylinder ²	LA

1 Available 0-bitted & keyed random (KR) only

2 Available 0-bitted only

3 Access 800 cannot use the C7, CT7R, CT7B, CT7G, CL7, CT7D, PS, PHS cylinders for 1-3/4" doors.

Finish

Description	Specify
Polished Brass, Clear Coated	605
Satin Brass, Clear Coated	606
Polished Bronze, Clear Coated	611
Satin Bronze, Clear Coated	612
Dark Oxidized Satin Bronze, Oil Rubbed	613
Dark Oxidized Satin Bronze - Equivalent	613E
Dark Oxidized Satin Bronze, Clear Coated	613L
Polished Nickel	618
Satin Nickel	619
Polished Chrome	625
Satin Chrome	626
Black Oxidized Bronze, Oil Rubbed	722
Satin Chrome with MicroShield®	626C
Black Suede Powder Coat	BSP
White Suede Powder Coat	WSP

Strikes

Lip to Center	ANSI Curved Lip Specify	Curved Lip Box Specify
1" (25mm)	SA100	SC100
1-1/8" (29mm)	SA118	SC118
1-1/4" (32mm)	SA114 (std)	SC114
1-3/8" (35mm)	SA138	SC138
1-1/2" (38mm)	SA112	SC112
1-3/4" (44mm)	SA134	SC134
2" (51mm)	SA200	SC200
2-1/4" (57mm)	SA214	SC214
2-1/2" (64mm)	SA212	SC212
2-3/4" (70mm)	SA234	SC234
3" (76mm)	SA300	SC300

Rabbeted front and strike Specify SR118

Door Thickness

Door Thickness	Specify
1-3/4" (44mm) - 2" (51mm)	(standard)
2" (51mm) - 2-1/4" (57mm)	D214

Backset

Description	Specify
2-3/4" (70mm)	(standard)
3-3/4" (95mm)	B334
5" (127mm)	B500

Miscellaneous Options

Description	Specify
Torx® head screws	M04
Less cylinder, with tailpiece for Schlage® cylinder	M06
Lever to accept 6 or 7-pin SFIC (all designs)	M08
Lever to accept Sargent® cylinder (NZZ & PZZ design only)	M09
Rounded corners on latch front	M13
3/4" (19mm) throw fire latch	M16
ANSI wrought strike box	M17
Knurling outside and inside	M20 ²
Knurling outside only	M21 ²
Knurling inside only	M22 ²
Abrasive coat outside and inside	M23
Abrasive coat inside only	M24
Abrasive coat outside only	M25
Power/Remote Unlocking Harness	M35
Lever to accept Schlage® interchangeable core (NZZ & PZZ design only)	M69
Forced door/propped door ¹	M861

1 Not compatible M800

2 All levers provided in a powder coat finish will be supplied with an abrasive coating

Credential Quick Codes

Description	Specify
Credential for 100 User	
Keypad Only	M800
Credentials for 2000 User	
Keypad Only	M801
Prox Only	M802
Keypad/Prox	M803
Keypad/RF	M804
Prox/RF	M805
Keypad/Prox/RF	M806



ED5000 x 9800/9M800 AC2 Exit Device

Access 800 products for Corbin Russwin's ED5000 Series rim, SecureBolt® and mortise exits provide access control in areas where life safety is a concern. This includes stairwell areas or tenant occupied facilities where stand-alone access control is required. Corbin Russwin Access 800 exit devices are available with a variety of lever design styles and hardware finishes. Ecoflex™ technology offers improved battery life.



Features

Handing

Rim device is non-handed. Lever trim is handed. Mortise device is handed.

Bar Length

Easily field cut to size.

Standard: 36" (914mm) bar fits 30" (762mm) to 36" (914mm) door.

Optional: 24" (610mm) bar fits 24" (610mm) door; specify W024.

Optional: 48" (1219mm) bar fits 36" (914mm) to 48" (1219mm) door; specify W048.

Door Thickness

1-3/4" (44mm) standard.

Optional: 2" (51mm); specify D200.

Optional: 2-1/4" (57mm); specify D214.

Stile

Minimum width 4-1/2" (114mm).

Latchbolt

3/4" (19mm) throw, stainless steel pullman-type with stainless steel deadlocking latch.

Latchbolt - for ED5200S(A) SecureBolt

Full 3/4" (19mm) projection, 1" (25mm) strike engagement, positive deadlocking by auxiliary bolt.

Projection

3-1/4" (83mm) active, 2-3/4" (70mm) dogged.

Dogging

Standard on panic-rated devices; single-point 1/4 turn hex key dogging.

Optional: less dogging, specify M51.

Optional: cylinder dogging; specify M52.

Optional: electric dogging; specify M97.

Mechanical dogging not available on fire-rated devices.

Fasteners

Standard on panic devices: machine screws and wood door fasteners.

Standard on fire-rated devices: sex nuts and bolts.

Optional on panic devices: sex nuts and bolts for use on wood, composite or unreinforced metal doors; specify M54.

Optional wood screws for use on approved fire-rated solid wood or wood core doors. Specify M64.

Strike

Surface-mounted 3/8" (10mm) diameter roller strike, complete with positive locking plate and shims, assuring low friction relocking for a long, trouble-free life.

Functions and Trims

Through-bolted lever trim available with wide range of functions; see Trim, pages 27-28.

Cylinders

Cylinder not included unless specified.

Shim Kit

Optional for mounting device over raised vision light molding; specify M58.

Key Override

Standard. Available with non-key override.

Batteries

Operates with 6 AA batteries (included).

Operations

Typical 80,000 per set of batteries. RF technology will limit battery life to approximately 4-1/2 months.

Optional Power Supply

9VDC output. Operates 2 each Access 800 locks. Specify 784 when ordering.


Warranty

5-year limited mechanical.

2-year limited electrical.


Features

ED5000 x 9800/9M800 AC2 Exit Device



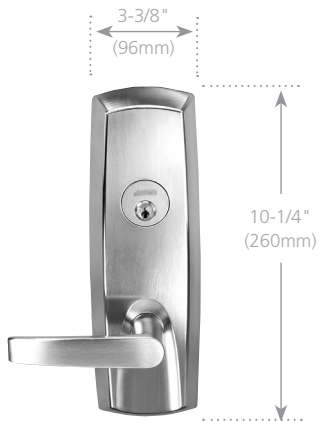
Escutcheons

- Zinc die cast
- Projection at top 1-5/8" (41mm)
- Tactile Keypad
- Operating temperature - 40°F (-40°C) to 135°F (57°C)
- LEDs indicate valid/invalid entries
- Keys/buttons with double shot mold construction prevents wear



Outside Lever Control

- Cast lever
- Forged escutcheon
- Free wheeling lever when locked (9833 and 9834 only)



Certification/Compliance

ANSI/BHMA

Meets A156.3, Type 1 & 3, Grade 1.
Meets A117.1 Accessibility Code.

C-UL US

All devices listed for safety as panic hardware; devices comply with UL 305 standards for panic hardware. Three-hour fire-rated* devices listed as fire exit hardware for A label and lesser class 4' x 8' single or 8' x 8' double doors; UL symbol on active case cover indicates listing.

California State Reference Code

This product has been approved by the California State Fire Marshal pursuant to section 13144.1 of the California Health and Safety Code.

NFPA

All exit devices comply with NFPA 101 Life Safety Code. All fire-rated devices comply with NFPA 80 Fire Doors* and Windows.

ADA

Exit devices, lever trims and pulls comply with Americans with Disabilities Act.

* Any retrofit or other field modification to a fire rated opening can potentially impact the fire rating of the opening, and Corbin Russwin, Inc. makes no representations or warranties concerning what such impact may be in any specific situation. When retrofitting any portion of an existing fire rated opening, or specifying and installing a new fire-rated opening, please consult with a code specialist or local code official (Authority Having Jurisdiction) to ensure compliance with all applicable codes and ratings.

Credential Quick Codes

Description	Specify
Credential for 100 User	
Keypad Only	M800
Credentials for 2000 User	
Keypad Only	M801
Prox Only	M802
Keypad/Prox	M803
Keypad/RF	M804
Prox/RF	M805
Keypad/Prox/RF	M806

Functions



ED5000 x 9800/9M800 AC2 Exit Device

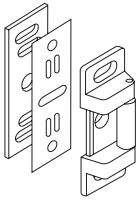
Outside	Inside	Series/Function	Type	Function Description
		ED5200(A) & ED5200S(A) *9833 Without Cylinder	Entry	<ul style="list-style-type: none"> • Latch retracted by inside push pad at all times • Outside lever locked (freewheeling) except when in passage mode or valid user code entered
		ED5200(A) & ED5200S(A) *9834 With Cylinder	Entry	<ul style="list-style-type: none"> • Latch retracted by inside push pad at all times • Outside lever locked (freewheeling) except when in passage mode or valid user code entered • Outside cylinder override allows lever to retract latch
		ED5633(A)L *9M833 Without Cylinder	Entry	<ul style="list-style-type: none"> • Latch retracted by inside push pad at all times • Outside lever rigid except when in passage mode or valid user code entered
		ED5634(A)L *9M834 With Cylinder	Entry	<ul style="list-style-type: none"> • Latch retracted by inside push pad at all times • Outside lever rigid except when in passage mode or valid user code entered • Outside cylinder override retracts latch

*Lever Design (prefix)

Note: 9M833 and 9M834 cannot be retrofitted to an existing ED5600 Series mortise device. When ordered as "Trim Only", 9M833 and 9M834 will be furnished with the appropriate mortise lock. If a "Trim Only" order is intended for retrofitting an exit device with a M91 Bolt Monitor or M93 Trim Monitor function, that function must be specified with the trim order to ensure the correct lock is furnished.

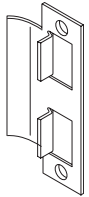
Option & Accessories

ED5000 x 9800/9M800 AC2 Exit Device



SecureBolt® and Fire-Rated Rim Strike and Rim Strike

Standard on ED5200S, ED5200SA, ED5200A and ED5200 devices. Supplied with locking plate and two 1/16" (1.6mm) shims. For doors with 1/2" (13mm) or 5/8" (16mm) stop. Adjustable to compensate for shrinkage and swelling of door. 3-1/2" x 1-1/4" (99mm x 32mm). Black finish only. To order separately specify 650F30-8.



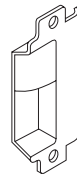
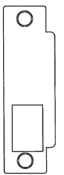
Mortise Strikes

Mortise Strike

Standard on ED5600(A) Series. Non-handed, ANSI curved lip, 4-7/8" x 1-1/4" x 1-1/4" (124mm x 32mm x 32mm) lip to center. To order separately, specify 650L657020.

Mortise Strike for Pairs of Doors with Astragal

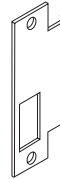
Optional for use with ED5600(A) Series devices where an astragal is to be installed. Non-handed, ANSI straight lip, 4-7/8" x 1-1/4" x 7/8" (124mm x 32mm x 22mm) lip to center. To order with exit device, specify SS078. To order separately, specify 653L157014.



Open Back Strike


Optional for use with ED5600 x vertical rod devices on a pair of doors. Non-handed, 4-7/8" x 1-1/4" (124mm x 32mm). To order with exit device, specify SB134 for 1-3/4" doors, SB214 for 2-1/4" doors. To order separately, specify Part No. listed below.

Door Thickness	Type	Part No.
1-3/4" (44mm)	Curved lip	653L183016
	Straight lip	653L163016
2-1/4" (57mm)	Curved lip	653L183020
	Straight lip	653L163020



Mortise Strike

Standard on ED5600 and ED5600(A) devices on 2" (51mm) (D200) and 2-1/4" (57mm) (D214) thick doors. Handed ANSI curved lip, 4-7/8" x 1-1/4" x 1-1/2" (124mm x 32mm x 38mm) lip to center. To order separately, specify 656L677024 for RH, 656L687024 for LH.



ANSI Wrought Strike Box

Optional for use with ED5600 and ED5600A devices. To order with exit device, specify M17. To order separately, specify 120F76-8.



Filler Plates

Optional for use on stock metal doors when required. To order, specify 334F99-8 600.



Optional for use on stock metal doors when required. To order, specify 236L708018 x Fin.











Optional for use on stock metal doors when required. To order, specify 077F19-8 600.

Available Trim Options







ED5000 x 9800/9M800 AC2 Exit Device

Standard






	ED5200N	ED5600N				
Armstrong	A9800	A9M800				
Newport	N9800	N9M800				
Princeton	PR9800	PR9M800	Armstrong	Citation	Dirke	Essex ¹
Citation	C9800	C9M800				
Dirke	D9800	D9M800				
Essex	E9800	E9M800				
Lustra	L9800	L9M800	Lustra ¹	Newport ¹	Princeton ¹	Regis
Regis	R9800	R9M800				

Vineyard™




Frascati	F9800	F9M800				
Merlot	M9800	M9M800				
Tuscany	TS9800	TS9M800	Frascati	Merlot	Tuscany ¹	Zinfandel
Zinfandel	Z9800	Z9M800				

Muséo®

GEORGIA

102	1029800	1029M800					
103	1039800	1039M800					
104	1049800	1049M800					
124	1249800	1249M800	102	103	104 ²	124 ¹	125 ¹
125	1259800	1259M800					



SALVADOR

106	1069800	1069M800					
107	1079800	1079M800					
108	1089800	1089M800	106	107	108	109 ¹	
109	1099800	1099M800					
110	1109800	1109M800					
123	1239800	1239M800	110	123 ¹	128 ¹	129 ¹	
128	1289800	1289M800					
129	1299800	1299M800					

MARC

111	1119800	1119M800					
112	1129800	1129M800					
113	1139800	1139M800	111 ²	112 ²	113 ²	114 ²	115 ²
114	1149800	1149M800					
115	1159800	1159M800					
116	1169800	1169M800					
130	1309800	1309M800	116 ²	130 ^{1,2}	131 ^{1,2}	132 ^{1,2}	
131	1319800	1319M800					
132	1329800	1329M800					


PABLO

117	1179800	1179M800					
126	1269800	1269M800	117 ²	126 ^{1,2}			

JACKSON

119	1199800	1199M800					
121	1219800	1219M800					
122	1229800	1229M800	119 ²	121 ²	122 ²	127 ^{1,2}	
127	1279800	1279M800					

PIET

21G	21G9800	21G9M800					
21L	21L9800	21L9M800					
21M	21M9800	21M9M800	21G	21L	21M	21S	23M
21S	21S9800	21S9M800					
23M	23M9800	23M9M800					
25M	25M9800	25M9M800					
27M	27M9800	27M9M800					

1. Complies with codes requiring lever to return to within 1/2" (13mm) of door face.
2. Not available in 629 or 630 finish.

Available Trim Options

ED5000 x 9800/9M800 AC2 Exit Device

Muséo® Piet Lever Collection Trim and Finish Options



Leather Insert
21L



Santoprene™ Insert
21S




Plain
25M




Plain with Two Grooves
27M


Trim	Lever Finish Options					
Lever Style	Shank Finish	Specify	Insert Finish	Specify	Grip Finish*	Specify
21L	629 or 630	29 or 30	Black or Brown	BK or BN	629 or 630	29 or 30
21S	629 or 630	29 or 30	Black	BK	629 or 630	29 or 30
25M	629 or 630	29 or 30	N/A	00	629 or 630	29 or 30
27M	629 or 630	29 or 30	N/A	00	629 or 630	29 or 30



Grooved Insert
21G



Polished with Satin Insert
21M



With Raised Band
23M

Trim	Lever Finish Options					
Lever Style	Shank Finish	Specify	Insert Finish	Specify	Grip Finish	Specify
21G	629 or 630	29 or 30	N/A	00	629 or 630	29 or 30
21M	629	29	630	30	629	29
23M	629 or 630	29 or 30	N/A	00	629 or 630	29 or 30

* Escutcheons (lock finish) are plated to match polished stainless steel (629) and satin stainless steel (630) finishes.

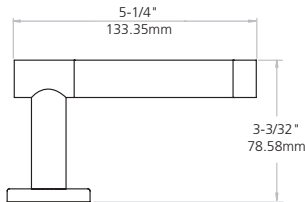
** Grip finish must match shank finish

How to Order

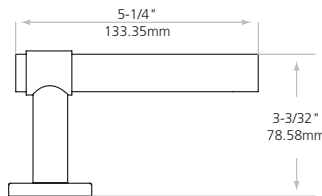


ED5000 x 9800/9M800 AC2 Exit Device

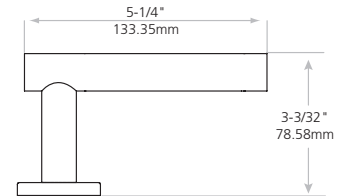
How to Order the Muséo® Piet Lever Collection



21G, 21L, 21M, 21S



23M



25M, 27M

Trim Only

Quantity	Trim/Function	Technology Code	Lever Finish	Lock Finish*	Hand	Credential Quick Code
2	21M9833	TCAC2	293029	625	RHR	M803

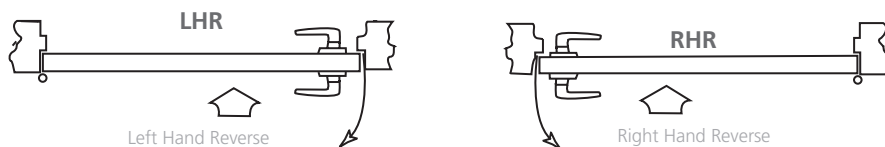
- › Muséo® Piet Lever 21M - Polished with Satin Insert
- › 293029 Lever Finish
Polished with satin stainless steel insert (630), polished stainless steel (629) shank and polished stainless steel (629) grip
- › 625 Lock Finish

Exit Device with Trim

Quantity	Exit Device	Trim/Function	Technology Code	Lever Finish	Lock Finish*	Hand	Cylinder Option	Door Thickness	Optional Strike	Door Width	Credential Quick Code
2	ED5634L	21M9M834	TCAC2	29BH29	625	LHR	6P	D200	SB134	W048	M803

- › 29BH29 Lever Finish
Polished with stainless steel insert (630), polished stainless steel (629) shank and polished stainless steel (629) grip
- › 625 Lock Finish
- * Escutcheons (lock finish) are plated to match polished stainless steel (629) and satin stainless steel (630) finishes.

Handing



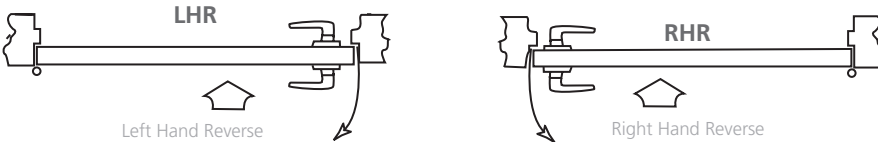
Note: Arrow indicates secure side of door

How To Order & Quick Codes

ED5000 x 9800/9M800 AC2 Exit Device

Ordering Examples

Handing



Note: Arrow indicates secure side of door

Trim Only

Quantity	Trim/Function	Technology Code	Finish	Hand	Credential Quick Code
24	N9833	TCAC2	625	RHR	M803

Exit Device with Trim

Quantity	Exit Device	Trim/Function	Technology Code	Finish	Hand	Cylinder Option	Door Thickness	Optional Strike	Door Width	Misc. Options	Credential Quick Code
65	ED5634L	N9M834	TCAC2	605	LHR	6P	D200	SB134	W048	M51-M54	M802

Contract/Detailed Order - Rim Exit Device with Trim

Quantity	Keypad	Exit Device	Trim/Function	Technology Code	Finish	Hand	Door Width	Credential Quick Code	Cylinder Option
36	AA1	ED5200	C9834	TCAC2	626	LHR	W048	M804	7P

Electrified Accessories - specify part number

Description	Specify
Controller (Required for Electric Latch Pullback)	781N
Power Supply 9VDC Output	784
Power Supply 1.0 Amp @ 24 VDC Output	BPS-24-1
Power Supply 2 Amp @ 24 VDC Output	BPS-24-2
SPDT Maintained Switch (includes LED)	MKA, MKAN
SPDT Momentary Switch (includes LED)	MK
SPDT Momentary Switch (illuminated)	PB3
SPDT Maintained (Alt. Action) Switch	PB3EA
Sonalert 90lbs. @ 2ft. 12-24VDC mounted on one gang stainless steel plate	PZ1
Alarm Kit (cylinder is not included)*	ED50AK
Concealed transfer for over 120° swing doors	EPTL

*Alarm Kit cannot be installed in the field to surface vertical rod device. Any attempt to do so voids all warranties.

Electrified Options for Exit Devices

Description	Specify
Exit Alarm Device (cylinder not included)	M61
Bolt Position Monitoring	M91
Touchbar Monitoring or Signaling	M92*
Outside Trim Monitoring or Signaling	M93
Electric Latch Pullback	M94
Electric Dogging	M97

*M92 is included with M861 option.

Delayed Egress Options

Description	Specify
Delayed Egress (15-second delay)	D
- 30-second delay (may be accepted by local jurisdiction)	M88
- BOCA 15-second delay	M89
- BOCA 30-second delay	M90

Quick Codes



ED5000 x 9800/9M800 AC2 Exit Device

Cylinders and Keying

Description	Specify
Conventional 6-pin	6P
Conventional 7-pin	7P
Less Cylinder(s)	standard
IC 6-pin	C6
IC 6-pin with Temporary Construction Core	
Red	CT6R
Blue	CT6B
Green	CT6G
IC 6-pin Less Core	CL6
SFIC 6-pin with Less Core	CLS6
SFIC 6-pin with SFIC disposable temporary core	CT6SD
IC 7-pin	C7 ¹
IC 7-pin with Temporary Construction Core	
Red	CT7R ¹
Blue	CT7B ¹
Green	CT7G ¹
IC 7-pin Less Core	CL7 ¹
SFIC 7-pin with Less Core	CLS7
SFIC 7-pin with SFIC disposable temporary core	CT7SD
Security	HS
Security IC	CHS
Pyramid Security	PS ¹
Pyramid Security IC	PCS
Pyramid High Security Fixed Core	PHS ¹
Pyramid High Security IC	PCHS
Pyramid with Temporary Construction Core	CTP
Pyramid IC Less Core	CLP
Pyramid Disposable Core	CTPD
6-pin Disposable Core	CT6D
7-pin Disposable Core	CT7D ¹
0-bitted with 2 Blank Keys	Standard with Cylinder
Keyed random	KR
Construction Master Keyed (not available for Pyramid)	CMK
Visual Key Control	
- No Keying Data Stamped on Key or Cylinder	VKC0
- Keys Only	VKC1
- Cylinders and Keys (not for HS, CHS, PHS or PCHS)	VKC2
- Cylinders Only (not for HS, CHS, PHS or PCHS)	VKC3
Concealed Key Control (CKC)	
- CKC Cylinders with VKC Keys	CKC2
- CKC Cylinders Only (not for PHS, PCHS)	CKC3
2 Keys per Cylinder	standard
Other than 2 Keys	KY# (e.g., KY6)

¹ Access 800 cannot use the C7, CT7R, CT7B, CT7G, CL7, CT7D, PS, PHS cylinders for 1-3/4" doors.

Finishes

Description	Specify
Polished Brass, Clear Coated	605
Satin Brass, Clear Coated	606
Polished Bronze, Clear Coated	611
Satin Bronze, Clear Coated	612
Dark Oxidized Satin Bronze, Oil Rubbed	613
Dark Oxidized Satin Bronze - Equivalent	613E
Dark Oxidized Satin Bronze, Clear Coated	613L
Polished Nickel	618
Satin Nickel	619
Polished Chrome	625
Satin Chrome	626
Satin Chrome with MicroShield®	626C
Polished Stainless Steel*	629
Satin Stainless Steel*	630
Satin Stainless Steel with MicroShield*	630C
Black Oxidized Bronze, Oil Rubbed	722

*Lever only. Escutcheons plated to match.

Door Thickness

Door Thickness	Specify
1-3/4" (44mm)	standard
2" (51mm)	D200
2-1/4" (57mm)	D214

Door Width

Door Width	Specify
24" (610mm)	W024
36" (914mm)	standard
48" (1219mm)	W048

Credential Quick Codes

Description	Specify
Credential for 100 User	
Keypad Only	M800
Credentials for 2000 User	
Keypad Only	M801
Prox Only	M802
Keypad/Prox	M803
Keypad/RF	M804
Prox/RF	M805
Keypad/Prox/RF	M806

Strikes

Description	Specify
Mortise ANSI strike for pairs of doors with astragal	SS078
Open back strike for 1-3/4" doors	SB134
Open back strike for 2-1/4" doors	SB214

Handing

Hand	Specify
Right Hand Reverse	RHR
Left Hand Reverse	LHR

Miscellaneous Options

Description	Specify
Torx® Head Screws	M04
ANSI wrought strike box (mortise)	M17
Knurling outside & inside (embossed touchbar - device side) ¹	M20 ³
Knurling outside only (trim side) ¹	M21 ³
Knurling inside only (embossed touchbar - device side)	M22 ³
Abrasive coat outside and inside (trim and device) ¹	M23
Abrasive coat inside only (device side)	M24
Abrasive coat outside only (trim side) ¹	M25
Power/Remote Unlocking Harness	M35
Less dogging	M51
Cylinder dogging	M52
Sex nuts and bolts (SNBs)	M54
Shim kit (for vision light)	M58
Wood screws for use on fire-rated solid wood or wood core doors	M64
Forced/Propped Door ²	M861

¹ Not available with Vineyard or Museo levers.

² Not compatible M800

³ All levers provided in a powder coat finish will be supplied with an abrasive coating

Features

WM800 Wall Proximity Reader/Controller



The WM800 is a self-contained hardwired access control system for use with controlled locking devices on single door openings. The unit can be mounted on any flat wall surface including glass (with included glass mounting kit). The proximity reader can be remotely mounted up to 10 feet away from the keypad/controller on the unsecured side of an opening, providing a higher level of security and access control.

Features

Integrated Reader and Controller

Keypad and Proximity

Hardwired

12 or 24 volts DC

Audit Trail

Reports on the last 2000 events

2000 Users

Per each reader/controller

Programming Flexibility

8 time zones

32 holidays: 16 single & 16 block

Weather Resistant

Weather resistant electronics

Weather gasket included

HID Technology

Supports all HID formats

Door Monitoring Capability

Audio alert for propped and forced door

Request To Exit (REX) Capability

Can be mounted on secure side of door with internal Request to Exit switch capability

Main Relay

Switch up to 2 amps

Auxiliary Relay Switch

2 amp relay to signal alarm shunt, propped door or forced door (must use separate door status switch)

3 Different Mounting Options

- 1) One-piece stand-alone
- 2) Two-piece stand-alone (HID antenna remotely mounted)
- 3) One-piece glass mounted (secure electronics, card presented through glass door or window)

Specifications

Voltage

12/24 VDC

Current

60mA @ 12VDC or 69mA @24VDC

Inputs

1 REX

Relays

2 each; voltage 2 amps @ 12-24VAC/DC

LEDs

Bi-color (Red/Green)

Yellow

Dimensions

2.75" W x 5.27" H x 1.60" D

Ordering Example

Quantity	Series	Part No.
24	WM800	708F969

ASSA ABLOY Data Transfer Device (DTD) and SoloPlus™ Software



Data Transfer Device

SoloPlus Features

- Updated user interface and improved access level management
- iUpdate feature to check for software updates
- Replacement for Infrared Portable Printers with a printer application to retrieve audit trails - Access 800 AC2 (M800 - 100 user version only)
- Password protected
- 20,000 user name database
- Supports 2,000 users per lock
- Allows customized access levels managed at PC
- User name import from an external database
- Easy to follow data entry
- Real-time clock with date and time
- Eight different time zones per lock
- Holidays (16 single days; and 16 blocks of days)
- Daylight saving time
- Auto Unlock with or without "first in" authorization
- Forced door/propped door¹
- Forced change to master code
- Temporary user codes
- 2,000 event transaction history – audit trail to include user entry, date, time, user number, access denied, passage on, passage off, auto unlock, time zone denied, print, audit trail release, program mode, program mode denied, etc.

ASSA ABLOY Data Transfer Device (DTD) and SoloPlus™ Software

The ASSA ABLOY Data Transfer Device (DTD) is a handheld device that allows users to upload programming and configuration files to the lock and download audit trails. Communication between the DTD and the lock is accomplished through infrared technology. The device is capable of programming and auditing up to 250 doors, and programming up to 2000 users. The DTD can also be used with the Access 800® AC2 (M800 - 100 user version only) to retrieve audit trails.

ASSA ABLOY *SoloPlus* software is included with the DTD for use with PCs and for storing information received from audit trails. *SoloPlus* software is compatible with either the DTD or PDAs currently being used with *Accessware* v2.0 software. *SoloPlus* offers an updated user interface, a conversion utility from older *Accessware* databases, and the ability to choose whether to use a DTD or PDA for programming by site.

- Master code entry at keypad or presentation of "Master" or "Comm Enable" proximity credential at lock initiates PC download programming
- Designed for operation with data transfer device (DTD) or a PDA
- The DTD or PDA provides convenient (wireless) means of transferring door information to and from lock using *SoloPlus* software
- Capable of up/downloading door information for 250 doors
- User-friendly help feature
- Extensive report generating feature
- Directly supports HID 26, 33 and 34 bit formats and 35 bit Corporate 1000 format

The DTD package includes: handheld DTD, SoloPlus software CD, USB cable, four (4) AA batteries, instructions and lanyard.

A Personal Digital Assistant (PDA) can also be used with SoloPlus. Compatible PDAs are listed below.

1. Specify M861 to order the Forced door/propped door option with the Access 800® AC2. Not compatible with the Access 800 AC2 M800 (100 user version).

2. Palm PDAs are only compatible with Windows XP

SoloPlus™ Software	Order Part Number
SoloPlus™	790F139

System Requirements

- Operating System:
Windows XP Home
Windows XP Professional
Windows Vista Home Premium
Windows Vista Business
Windows 7 Home Premium
Windows 7 Professional
Windows Server 2003
Windows Server 2008
- CD-ROM drive
- Data Transfer Device (DTD) or a PDA*

Data Transfer Device (DTD)	Order Part Number
DTD	790F109

* DTD required for Windows Vista and later.

PDA Manufacturer	Model
Aceeca	Meazura
Handspring	Visor
Kyocera	7135 Smart Phone
Palm ²	IIIc
Palm ²	IIIx
Palm ²	IIIxe
Palm ²	m105
Palm ²	m125
Palm ²	m130
Palm ²	m500
Palm ²	m505
Palm ²	m515
Palm ²	V
Palm ²	Vx
Palm ²	VIIx
Palm ²	Tungsten C
Palm ²	Tungsten E
Palm ²	Tungsten E2
Palm ²	Tungsten T
Palm ²	Tungsten W
Palm ²	TX
Palm ²	Zire
Palm ²	Zire 21
Palm ²	Zire 31
Palm ²	Zire 71
Palm ²	Zire 72
Sony	Clie S120

Options & Accessories



The access credentials below are only compatible with the M802 (125 kHz reader) option. Other credentials (125 kHz proximity and 13.56 MHz iCLASS®, 26-39 bit formats) can be purchased from HID®.

HID

Credential Features

- Allows integration into existing facilities with HID-based technology
- Standard credentials available with 26 bit Wiegand format and Corbin Russwin assigned site code
- *HID* credentials available with 26 bit and 33 bit format and customer assigned site code. For a higher level of security, custom cards, fobs or tags with unique site codes are available; consult factory.



Corbin Russwin *HID* ProxCard® II

- 26 bit format
- Blank (white) card or Corbin Russwin logo card
- 25/pkg.
- Dimensions: 2-1/8" x 3-3/8" (54mm x 85.7mm)
- Thickness: .070" nom. (1.8mm)

794F349	C/R 26 bit <i>ProxCard</i> II blank
794F339	C/R 26 bit <i>ProxCard</i> II with logo
794F379	<i>HID</i> 26 bit <i>ProxCard</i> II with logo
794F389	<i>HID</i> 26 bit <i>ProxCard</i> II without logo



ISOProx® II Card

- 26 bit format
- Blank (white) card or Corbin Russwin logo card
- Blank card can be printed with customer's text and graphics – by others
- 25/pkg.
- Dimensions: 2-1/8" x 3-3/8" (54mm x 85.7mm)
- Thickness: .033" nom. (.84mm)

794F329	C/R 26 bit <i>ISOProx</i> II Card blank
794F319	C/R 26 bit <i>ISOProx</i> II Card with logo
794F359	<i>HID</i> 26 bit <i>ISOProx</i> II Card with logo
794F369	<i>HID</i> 26 bit <i>ISOProx</i> II Card without logo



DuoProx® II Card

- Multiple Technology Proximity Cards *DuoProx* – dual technology, proximity and magnetic stripe technology. Enables integration into systems with existing magnetic swipe card readers
- Minimum order quantity: 100 each
- Custom cards or fobs with unique site codes for higher level of security

794F399	C/R <i>DuoProx</i> II -prox and magstripe with logo
794F409	C/R <i>DuoProx</i> II - prox and magstripe w/o logo
794F419	<i>HID</i> 26 bit <i>DuoProx</i> II - prox and magstripe

Note 1: Access 800® will support all *HID* bit formats when proximity credentials are programmed directly into keypad (Presentation Method).



MicroProx® Tag

- 26 bit format with Corbin Russwin site code or customer site code
- Sequence numbers marked on each tag
- Gray color with *HID* Logo
- 10/pkg. (100 minimum order quantity)
- Dimensions: 1.285" x 0.070" (32.6mm x 1.78mm)
- For *MicroProx* Tag with customer site code, consult factory for minimum quantities



ProxKey® II

- 26-bit format
- 794F69: Site code controlled by Corbin Russwin 794F479: Customer requested site code or range of fob numbers
- 10/pkg.
- Dimensions: 1.9" x .09" x .05" (43mm x 22.9mm x 14mm)

794F469	C/R 26 bit <i>ProxKey</i> II
794F479	<i>HID</i> 26 bit <i>ProxKey</i> II

Options & Accessories

Access
800 | AC2



RF Fob

- Used with RF Technology (M804, M805, M806)
- Operating frequency: 418MHz
- Operating distance: 35-75 ft inside door
10-25 ft outside door
- Sold separately. To order specify 708F999



Enrollment Station

Enrolls 125kHz Wiegand Format HID proximity cards, up to 40 bit format, into SoloPlus™ software. Specify 712F089.



784 Power Supply

- Provides a filtered and regulated 9 VDC remote power for Access 800 locks
 - Each unit can supply power to 2 Access 800 products
 - Requires raceway through the door*
 - Optional 12 VDC gel cell battery
- Includes:*
- Plug-In Wall Transformer with approximately 12' (3.6m) of shielded wire that provides input power to the power supply
 - Includes 12' (3.6m) of shielded wire for connection between power transfer and power supply
 - To order separately, specify 793F039

* Recommended for new opening. Retrofit application may require surface mounted wire mold and transfer loop by others.



Power Supply Replacement Parts

Plug-In Wall Transformer

- Provides input power to 784 power supply module
- Output 16.5 VAC, 2.4 amps
- C-UL US listed
- To order, specify 793F049

Cable Assembly

- 12' (3.6m) shielded cable from the power supply to the power transfer
- To order, specify 793F059

Power Supply Circuit Board

- Replacement circuit board assembly
- 9 VDC, 700 ma
- To order, specify 794F309

Gel Cell Battery

- Optional for use with 784 power supply
- Provides continuous operation of Access 800 in the event of a power failure (Strongly recommended for applications without cylinder override to prevent lock-out)
- 12 VDC 1.2 A/Hr rating
- 10,000 cycles typical in the event of power failure
- To order, specify 793F089



Options & Accessories



Power/Remote Unlocking Harness

- Wire harness for remote power and remote unlocking of lock
- Requires raceway through the door
- Requires power transfer*
- If ordering with Access 800® specify M35 Quick Code. If ordering separately, specify 711F989

Application	ElectroLynx® Door	*Non-Electrolynx Door
M861	QC4A	CC4
M35	QC8	CC4
M861 X M35	QC12	CC6

* Non- Electrolynx door applications require raceway with wire harness through door and power transfer

Forced/Propped Door Alarm - M861

- Sounds audible local alarm if door is held open for extended period of time or door is forced open without use of valid credentials.
- Programmable through SoloPlus™.
- Alarm is shunted during egress by internal REX switch.
- Internal REX switch, external door position switch and internal wire harness included.
- If ordering with Access 800 specify M861 Quick Code.

Forced/Propped Door Harness - M861

- Packed with lock assembly
- When ordering harness only, use 712F119
- Door status switch included

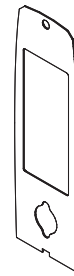
Application	ElectroLynx Door	*Non-Electrolynx Door
M861	QC4A	CC4
M35	QC8	CC4
M861 X M35	QC12	CC6

* Non- Electrolynx door applications require raceway with wire harness through door and power transfer

Weatherseal Gasketing Kit

- Includes rubber gasket(s) and durable ABS Conduit
- Gaskets provide sealing between escutcheons and door for exterior applications
- Conduit provides weather protection inside of door
- Gasketing and conduit for use on non-fire rated exterior applications only
- To order separately, specify kit part number

Access 800 Product	Kit Part Number
ML20800 Series Mortise Lock	794F929
CL33800 Series Cylindrical Lock	794F919
9800/9M800 Series Exit Trim	794F909



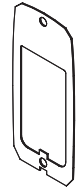
Mortise Escutcheon



Cylindrical Escutcheon



Exit Trim Escutcheon



Exit Keypad Escutcheon



Conduit

Readers:

Keypad/Proximity



Proximity no keypad



Controller:



Keypad/Prox/RF Assemblies

Assembly	Products	Keypad	Keypad	Prox	Keypad Prox	Keypad RF	Prox RF	Keypad Prox, RF
		M800*	M801*	M802*	M803*	M804*	M805*	M806*
Controller	Cylindrical	708F819	712F009	712F019	712F019	712F029	712F039	712F039
	Mortise	708F829	712F049	712F059	712F059	712F069	712F079	712F079
	Mortise x Dorm	N/A	N/A	794F199	794F199	N/A	N/A	N/A
	Exit	708F829	712F049	712F059	712F059	712F069	712F079	712F079
Reader	All	708F809	708F089	708F099	708F089	708F089	708F099	708F089

* Assemblies include circuit board and housing. Batteries not included.

Architectural Specifications



ML20800 Series Mortise Locks

Access Control Mortise Locks

- Access control mortise locks shall be ML20800 Series as manufactured by Corbin Russwin Architectural Hardware of Berlin, CT.
- Provide access control mortise lock series, type and functions where specified in hardware groups, with the provisions below.
 - Cylinders: Refer to 2.04 KEYING, keying requirements.
 - Backsets: 2-3/4 inches.
 - Strikes: Provide wrought boxes and strikes with proper lip length to protect trim but not to project more than 1/8 inch beyond trim, frame or inactive leaf. Where required, provide open back strike and protected to allow practical and secure operation
- Provide access control products with non-volatile memory.
- Provide keypad-operated products with a maximum of 100 user codes (M800) or 2,000 user codes (M801).
- Provide keypad/proximity (M803) and proximity only (M802) products with a maximum of 2,000 user codes and the ability to audit the last 2,000 transactions.
- In addition to user codes, provide a Master Code as standard. The Master Code assigns emergency, supervisory, and user codes.
- Provide SoloPlus™ Software (M801, M803), capable of working with Microsoft Windows based operating systems, required to program time zone periods, blocked holidays, automatic unlock with or without first entry, and listing 2,000 event transaction history – unlock, egress activation, entry into programming mode, date, time, user number, and door number.
- Locking and unlocking of the lever handle shall be done by a motor-driven battery powered unit (solenoids not acceptable) contained completely within the body of the mortise lock. The inside lever is always free for egress. Provide lever design to match lock levers.
- Locks shall have the option to be remotely controlled via handheld radio frequency (RF) transmitter, allowing lock/unlock capabilities from up to 75 feet away from the lock.
- Locks shall have LEDs to indicate status – unlocked and programming mode.
- Provide twenty-five (25) HID Prox Card II for keypad/proximity (M803) and proximity only (M802) products.
- Doors to stairs (other than exit stairs), loading platforms, boiler rooms, stages and doors serving other hazardous locations shall have knurled or other similar approved marking of door lever handles or cross bars in accordance with local building codes.

CL33800 Cylindrical Locks

Access Control Cylindrical Locks

- Access control cylindrical locks shall be CL33800 Series as manufactured by Corbin Russwin Architectural Hardware of Berlin, CT.
- Provide cylindrical lock series and functions where specified in hardware groups, with the provisions below.
 - Cylinders: Refer to 2.04 KEYING, keying requirements.
 - Backsets: 2-3/4 inches.
 - Strikes: Provide wrought boxes and strikes with proper lip length to protect trim but not to project more than 1/8 inch beyond trim, frame or inactive leaf. Where required, provide open back strike and protected to allow practical and secure operation.
- Provide access control products with non-volatile memory.
- Provide keypad-operated products with a maximum of 100 user codes (M800) or 2,000 user codes (M801).
- Provide keypad/proximity (M803) and proximity only (M802) products with a maximum of 2,000 user codes and the ability to audit the last 2,000 transactions.
- In addition to user codes, provide a Master Code as standard. The Master Code assigns emergency, supervisory, and user codes.
- Provide SoloPlus™ Software (M801, M802, M803), capable of working with Microsoft Windows based operating systems, required to program time zone periods, blocked holidays, automatic unlock with or without first entry, and listing 2,000 event transaction history – unlock, egress activation, entry into programming mode, date, time, user number, and door number.
- Locking and unlocking of the lever handle shall be done by a motor-driven battery powered unit (solenoids not acceptable) contained completely within the body of the cylindrical lock. The inside lever is always free for egress. Provide lever design to match lock levers.
- Locks shall have the option to be remotely controlled via handheld radio frequency (RF) transmitter, allowing lock/unlock capabilities from up to 75 feet away from the lock.
- Locks shall have LEDs to indicate status – unlocked and programming mode.
- Provide twenty-five (25) HID Prox Card II for keypad/proximity (M803) and proximity only (M802) products.
- Doors to stairs (other than exit stairs), loading platforms, boiler rooms, stages and doors serving other hazardous locations shall have knurled or other similar approved marking of door lever handles or crossbars in accordance with local building codes.

ED5000 Series Exit Devices with 9800/9M800 Series Access Control Trim

Access Control Exit Devices and Trim

- Access control exit devices shall be ED5000 Series as manufactured by Corbin Russwin Architectural Hardware of Berlin, CT.
- Provide access control exit device series, type, and functions where specified in hardware groups. Corbin Russwin product numbers are referenced in the Hardware Groups.
- All exit devices shall be UL listed for panic. Exit devices for labeled doors shall be UL listed as "Fire Exit Hardware".
- Provide access control products with non-volatile memory.
- Provide keypad-operated products with a maximum of 100 user codes (M800) or 2,000 user codes (M801).
- Provide keypad/proximity (M803) and proximity only (M802) products with a maximum of 2,000 user codes and the ability to audit the last 2,000 transactions.
- In addition to user codes, provide a Master Code as standard. The Master Code assigns emergency, supervisory, and user codes.
- Provide SoloPlus™ Software (M801, M802, M803), capable of working with Microsoft Windows based operating systems, required to program time zone periods, blocked holidays, automatic unlock with or without first entry, and listing 2,000 event transaction history – unlock, egress activation, entry into programming mode, date, time, user number, and door number.
- Locking and unlocking of the lever handle shall be done by a motor-driven battery powered unit (solenoids not acceptable) contained completely within the body of the outside trim. Egress from the inside at all times. Provide lever design to match lock levers.
- Access control exit devices shall have the option to be remotely controlled via hand-held radio frequency (RF) transmitter, allowing lock/unlock capabilities from up to 75 feet away from the exit device.
- Locks shall have LEDs to indicate status – unlocked and programming mode.
- Provide twenty-five (25) HID Prox Card II for keypad/proximity (M803) and proximity only (M802) products.
- Provide cylinder-dogging feature for non-rated exit devices.
- Provide keyed removable mullions, as specified in the Hardware Groups.
- Provide clear powder coating at exit devices used in full exterior application, highly corrosive areas, and where noted in the hardware groups.
- Provide cylinders for exit devices with cylinder override and cylinder dogging.
 - Cylinders: Refer to 2.04 KEYING, keying requirements.

Quick Code Index



Controllers - Mortise

Part No./ Quick Code	Description
708F829	ML20800 x M800 (100 User)
712F049	ML20800 x M801 (2000 User)
712F059	ML20800 x M802 (2000 User)
712F059	ML20800 x M803 (2000 User)
712F069	ML20800 x M804 (2000 User)
712F079	ML20800 x M805 (2000 User)
712F079	ML20800 x M806 (2000 User)

Controllers - Dorm

794F199	ML20837 x M802 Dorm room function (2000 User)
794F199	ML20837 x M803 Dorm room function (2000 User)

Controllers - Cylindrical

708F819	CL33800 x M800 (100 User)
712F009	CL33800 x M801 (2000 User)
712F019	CL33800 x M802 (2000 User)
712F019	CL33800 x M803 (2000 User)
712F029	CL33800 x M804 (2000 User)
712F039	CL33800 x M805 (2000 User)
712F039	CL33800 x M806 (2000 User)

Controllers - Exit Devices

708F829	9800/9M800 x M800 (100 User)
712F049	9800/9M800 x M801 (2000 User)
712F059	9800/9M800 x M802 (2000 User)
712F059	9800/9M800 x M803 (2000 User)
712F069	9800/9M800 x M804 (2000 User)
712F079	9800/9M800 x M805 (2000 User)
712F079	9800/9M800 x M806 (2000 User)

Gaskets

794F509	Gaskets Exit device - Reader
794F519	Gaskets Exit device trim
794F529	Gaskets Cylindrical lock
794F539	Gaskets Mortise lock

Data Transfer Device (DTD)

790F109	DTD
---------	-----

Software

790F139	SoloPlus™
---------	-----------

Readers - Mortise

Part No./ Quick Code	Description
708F809	ML20800 x M800 (100 User)
708F089	ML20800 x M801 (2000 User)
708F099	ML20800 x M802 (2000 User)
708F089	ML20800 x M803 (2000 User)
708F089	ML20800 x M804 (2000 User)
708F099	ML20800 x M805 (2000 User)
708F089	ML20800 x M806 (2000 User)

Readers - Dorm

708F099	ML20837 x M802 Dorm room function (2000 User)
708F089	ML20837 x M803 Dorm room function (2000 User)

Readers - Cylindrical

708F809	CL33800 x M800 (100 User)
708F089	CL33800 x M801 (2000 User)
708F099	CL33800 x M802 (2000 User)
708F089	CL33800 x M803 (2000 User)
708F089	CL33800 x M804 (2000 User)
708F099	CL33800 x M805 (2000 User)
708F089	CL33800 x M806 (2000 User)

Readers - Exit Devices

708F809	9800/9M800 x M800 (100 User)
708F089	9800/9M800 x M801 (2000 User)
708F099	9800/9M800 x M802 (2000 User)
708F089	9800/9M800 x M803 (2000 User)
708F089	9800/9M800 x M804 (2000 User)
708F099	9800/9M800 x M805 (2000 User)
708F089	9800/9M800 x M806 (2000 User)

Technology Options

M800	100 User, keypad only
M801	2000 User, keypad only
M802	2000 User, proximity only
M803	2000 User, keypad and proximity
M804	2000 User, keypad and RF actuation
M805	2000 User, proximity and RF actuation
M806	2000 User, keypad, proximity and RF actuation
M861	Forced/Propped Door (M801 thru M806)

Quick Code Index

Hardware

Part No./ Quick Code	Description
784	Optional Power Supply - Gel Cell Battery, ordered with Device
708F979	Conduit
711F989	Power/Remote Unlocking Harness; when ordered separately
712F089	New Enrollment Station
712F119	Forced/Propped Door Harness; when ordered separately
793F029	Ribbon Cable
793F039	784 Remote power supply (includes plug-in wall transformer & 12 feet of shielded wire)
793F049	Plug in wall transformer
793F059	Cable assembly - power supply
793F069	Power/remote unlocking harness
793F089	12 V 1.2 A/Hr. Gel Cell Battery
793F199	Battery, Alkaline (AA) (single battery)
793F309	Power Supply Circuit Board
M35	Power/Remote Unlocking Harness; ordered with device

Credentials

794F319	C/R 26 bit ISO Prox II with logo
794F329	C/R 26 bit ISO Prox II blank
794F359	HID 26 bit ISO Prox II with logo
794F369	HID 26 bit ISO Prox II without logo
794F339	C/R 26 bit ProxCard II with logo
794F349	C/R 26 bit ProxCard II blank
794F379	HID 26 bit ProxCard II with logo
794F389	HID 26 bit ProxCard II without logo
794F399	C/R DuoProx II - Prox and magstripe with logo
794F409	C/R DuoProx II - Prox and magstripe without logo
794F419	HID 26 bit DuoProx II - Prox and magstripe
794F429	C/R MicroProx tag
794F449	HID MicroProx tag with customer site code
794F469	C/R 26 bit ProxKey II
794F479	HID 26 bit ProxKey II
708F999	RF FOB

Keying Options

CKC2	CKC-Cylinders with VCK keys
CKC3	CKC-Cylinders Only
VKC0	VKC-No Stamping
VKC1	VKC-Keys Only
VKC2	VKC-Cylinders & Keys
VKC3	VKC-Cylinders Only

Cylinder Options

Part No./ Quick Code	Description
(standard)	Conventional 6-pin
6P	Conventional 6-pin [Exits Only]
7P	Conventional 7-pin
C	Lockset furnished in Schlage® C Keyway [Cylindrical Only]
C6	IC 6-pin
C7	IC 7-pin
CHS	Security IC
CL6	IC 6-pin Less Core
CLS6	SFIC 6-pin with Less Core (Mortise Locks and Exit Devices only)
CT6SD	SFIC 6-pin with SFIC disposable temporary core (Mortise Locks and Exit Devices Only)
CL7	IC 7-pin Less Core
CLS7	SFIC 7-pin with Less Core (Mortise Locks and Exit Devices only)
CT7SD	SFIC 7-pin with SFIC disposable temporary core (Mortise Locks and Exit Devices only)
CLP	Pyramid IC Less Core
CMK	Construction master keyed
CT6B	IC 6-pin with Temporary Construction Core (Blue)
CT6D	IC 6-pin with Temporary Disposable Core
CT6G	IC 6-pin with Temporary Construction Core (Green)
CT6R	IC 6-pin with Temporary Construction Core (Red)
CT7B	IC 7-pin with Temporary Construction Core (Blue)
CT7D	IC 7-pin with Temporary Disposable Core
CT7G	IC 7-pin with Temporary Construction Core (Green)
CT7R	IC 7-pin with Temporary Construction Core (Red)
CTP	Pyramid IC with Temporary Construction Core [Mortise & Exits Only]
CTPD	Pyramid IC with Temporary Disposable Core [Mortise & Exits Only]
CTSD	IC 6-pin Small Format Disposable Core [Cylindrical Only]
HS	Security
KR	Keyed random
LA	Lockset furnished in SARGENT® LA Keyway [Cylindrical Only]
LC	Less Standard Cylinder [Mortise & Cylindrical Only]
PCHS	Pyramid High Security IC
PCS	Pyramid Security IC
PHS	Pyramid High Security Fixed Core
PS	Pyramid Security Fixed Core

The ASSA ABLOY Group is the global leader in access solutions. Every day, we help billions of people experience a more open world.

ASSA ABLOY Opening Solutions leads the development within door openings and products for access solutions in homes, businesses and institutions. Our offering includes doors, frames, door and window hardware, mechanical and smart locks. access control and service.



For additional information, contact your
ASSA ABLOY Door Security Solutions
sales consultant or visit www.corbinruswin.com.

In U.S.
Corbin Russwin
225 Episcopal Road
Berlin, CT 06037
Phone: 800-543-3658
Fax: 800-447-6714
www.corbinruswin.com

In Canada
ASSA ABLOY Door
Security Solutions Canada
160 Four Valley Drive
Vaughan, Ontario
Canada L4K 4T9
Phone: 800-461-3007
Fax: 800-461-8989
www.assaabloydss.ca

MicroShield®
ASSA ABLOY Group companies offer MicroShield®, an anti-microbial coating for door hardware. MicroShield uses proven silver ion-based technology from Agion®, a leading provider of antimicrobial solutions, to stem the spread of bacteria and other microbes.

MicroShield® is a trademark of ASSA ABLOY Access and Egress Hardware Group, Inc.



The Agion antimicrobial is not intended as a substitute for good hygiene. Coated products must still be cleaned to ensure the surfaces will be free of destructive microbes. ASSA ABLOY makes no representations or warranties, express or implied, as to the efficacy of the Agion antimicrobial. A copy of the Agion warranty is available upon request. Agion is a registered trademark of Agion Technologies, Inc., Wakefield, MA, USA.