CAUTION: DOOR & FRAME MANUFACTURERS
When door gasketing or silencers are used, proper allowances must be made for strike location to maintain a common centerline with lock and door as shown so that bolt will freely enter strike.

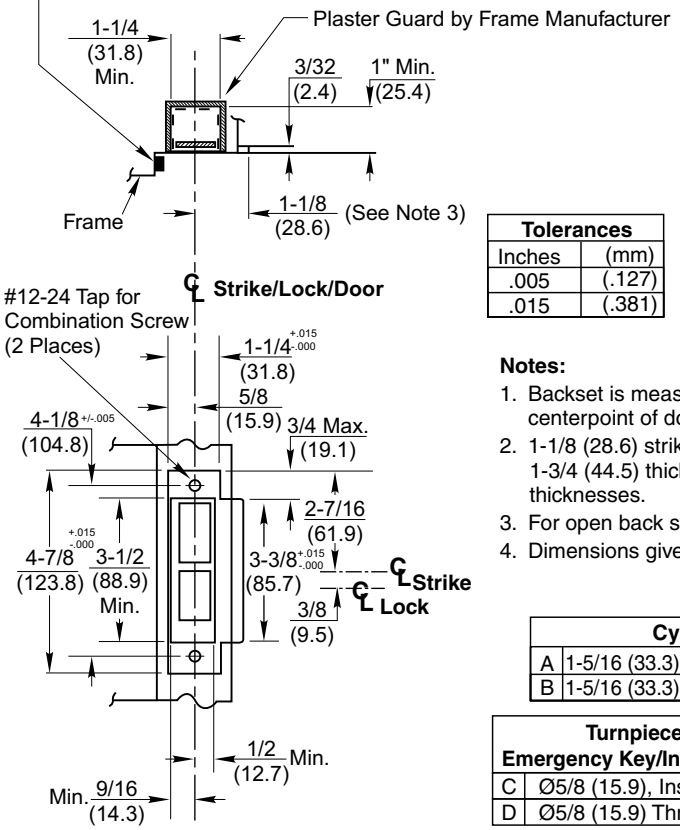

Tolerances	
Inches	(mm)
.005	(.127)
.015	(.381)

Function	Required Holes A	B	C	D	E	F	G
ML2002		X			X	X	
ML2003	X				X	X	
ML2010					X	X	
ML2020				X	X	X	X
ML2022		X			X	X	
ML2024	X		X		X	X	X
ML2029	X		X		X	X	X
ML2030				X	X	X	X
ML2032		X			X	X	
ML2042		X			X	X	
ML2048	X		X		X	X	X
ML2049	X		X		X	X	X
ML2051	X				X	X	
ML2052		X			X	X	
ML2053	X		X		X	X	X
ML2054	X		X		X	X	X
ML2055	X				X	X	

4

Function	Required Holes A	B	C	D	E	F	G
ML2056	X				X	X	
ML2057	X				X	X	
ML2058	X		X		X	X	X
ML2059	X				X	X	
ML2060				X	X	X	X
ML2062		X			X	X	
ML2065	X		X		X	X	X
ML2067	X		X		X	X	X
ML2068	X		X		X	X	X
ML2069	X		X		X	X	X
ML2072		X			X	X	
ML2073	X				X	X	
ML2075	X		X		X	X	X
ML2082		X			X	X	
ML2087		X			X	X	
ML2090					X	X	
ML2092		X			X	X	

Notes:
1. Backset is measured from centerline of bevel which is centerpoint of door thickness.
2. 1-1/8 (28.6) strike lip suits frame for 1-3/4 (44.5) thick door, lip will vary for other door thicknesses.
3. For open back strike, refer to template T30606.
4. Dimensions given in inches and (mm).

FRAME DETAIL	
ANSI Strike	Description
236L72	Latch & Dead Bolt Holes
236L73	Latch Bolt Hole Only
236L74	Dead Bolt Hole Only
And Optional Box 120F76	

Cylinder	
A	1-5/16 (33.3) Dia. – Outside Only
B	1-5/16 (33.3) Dia. Thru

Turnpiece – Inside Emergency Key/Indicator – Outside	
C	Ø5/8 (15.9), Inside Only
D	Ø5/8 (15.9) Thru

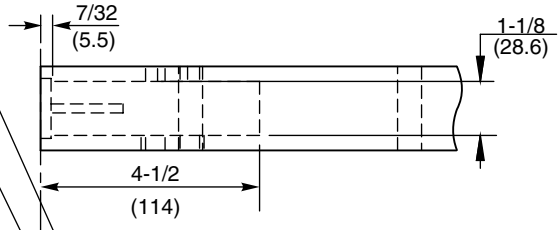

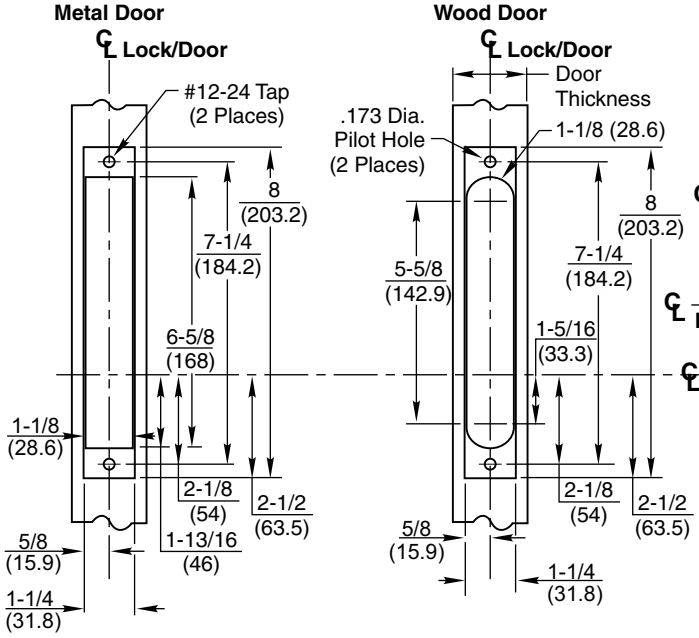

Turnpiece – Inside	
G	Ø.289 (7.3), Inside Only
G	Ø3/8 (9.5), Inside Only, 2 Plcs

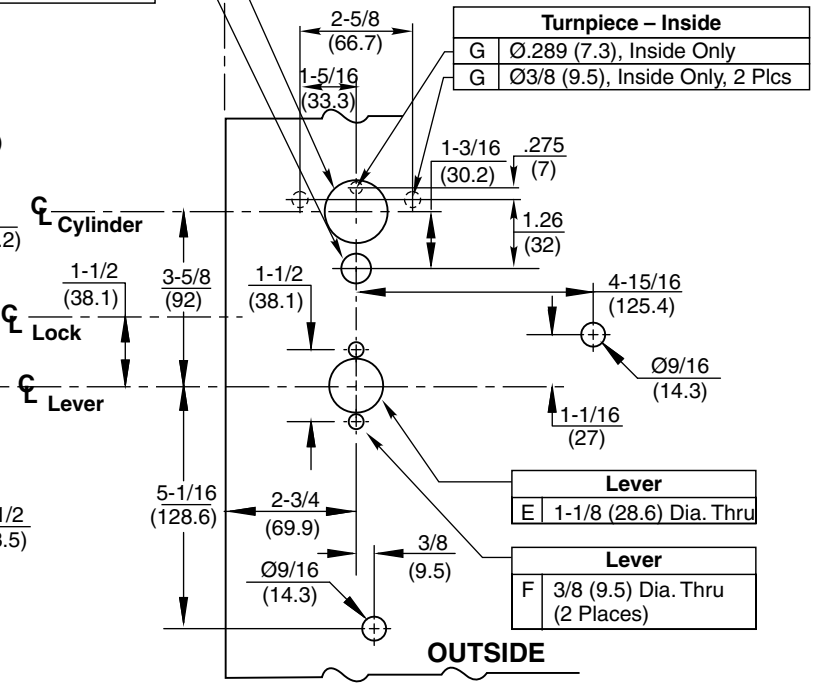

Lever	
E	1-1/8 (28.6) Dia. Thru

Lever	
F	3/8 (9.5) Dia. Thru (2 Places)

RESPONSIBILITY
DOOR AND FRAME MANUFACTURERS ARE RESPONSIBLE FOR PROVIDING ADEQUATE CONSTRUCTION OR REINFORCEMENTS FOR PROPER INSTALLATION OF HARDWARE SHOWN. ALL ARCHITECTURAL BUILDERS HARDWARE MUST BE INSTALLED ON PROPERLY REINFORCED DOORS AND FRAMES, REGARDLESS OF TYPE, MATERIAL, OR METHOD OF CONSTRUCTION.

ML2000 Series
BHSS Trim

Corbin Russwin®
ASSA ABLOY
www.corbinrusswin.com

SUPERSEDES T31196-3 | DO NOT SCALE DRAWING
TEMPLATE NUMBER **T31196-4** | DATE **12-18**

Copyright © 2018, ASSA ABLOY Access and Egress Hardware Group, Inc. All rights reserved. Reproduction in whole or in part without the express written permission of ASSA ABLOY Access and Egress Hardware Group, Inc. is prohibited.