



ASSA ABLOY

CL3700 Series

Light/Medium-Duty Lever Locksets



ASSA ABLOY, the global leader
in door opening solutions

Applications/Finishes

CL3700

Index

Applications.....	2
Finishes.....	2
Features.....	3
Trim Designs.....	3
Functions.....	4
Options and Accessories	5
How to Order/	6-7
Quick Codes	
Specifications.....	7

Quality

The CL3700 series is a Grade 2 light/medium-duty cylindrical lockset which provides an outstanding combination of value and performance. It is the ideal lever lockset for light commercial and heavy-duty residential applications such as interior offices, closets, multifamily housing, restaurants and retail complexes. Available in six architectural finishes and three lever designs, the CL3700 series provides quality materials and performance.

Aesthetics

Three lever designs offer variety when deciding on visual appeal, functionality and application. The Newport and Princeton lever designs easily fit into most commercial applications, while the Frascati lever brings a touch of Italy to residential and more sophisticated applications.

Finishes

Description	
BHMA 605	Bright Brass
BHMA 606	Satin Brass
BHMA 613	Dark Oxidized Satin Bronze, oil rubbed
BHMA 625	Bright Chromium Plated
BHMA 626	Satin Chromium Plated
Zinc levers are plated to match BHMA finish.	

*Simulated painted finish meeting ANSI standards for wear and durability.

Vandal Resistance

CL3700 series locksets are available with Corbin Russwin's Pyramid patented security cylinder, the most secure locking system available. Pyramid is especially recommended for installations that require superior protection against picking and drilling. See the Key Systems catalog for additional information.

Key Advantages

- ANSI Grade 2 certification
- UL 1-1/2 hour fire rating
- Pyramid cylinders for increased security
- Interlocking tubular chassis and latchbolt
- ISO 9001 designed and manufactured in a certified 9001 facility

Features/Trim Designs

CL3700

Features

Handing

Field reversible.
Right or left hand must be specified for Frascati CL3755, 3759, 3780 and 3750.

Door Thickness

1-3/8" (35mm) to 1-3/4" (44mm).

Lock Chassis

Die-cast zinc for corrosion resistance.

Backset

2-3/4" (70mm) standard.
Optional: 2-3/8" (60mm).

Latches

1/2" (13mm) bolt projection.

Auxiliary Latchbolt

Deadlocking latchbolt prevents manipulation when door is closed.

Strike

"T" Strike standard. Optional strikes, lip lengths and ANSI wrought strike box available; see How to Order, page 6.

Cylinder

Brass, 6-pin, L4 keyway, "0" bitted standard.

Split Finishes

BHMA 605x625, 605x626, 606x625, and 606x626 are available in CL3720 privacy function only. Outside finish specified first. Front and strike finished to match inside trim unless otherwise specified.

Keying Features Available

Master keying
Construction master keying
Visual key control
Concealed key control
Pyramid

Keys

Two nickel silver standard.

Warranty

One-year limited.

Certification/Compliance

ANSI

Meets A156.2 Series 4000, Grade 2.
Meets A117.1 Accessibility Code.

California State Reference Code

(Formerly Title 19, California State Fire Marshal Standard)

All levers with returns comply; levers return to within 1/2" of door face.

C-UL US

All locks listed for B Label Single doors.
UL symbol on latch front indicates listing.

Any retrofit or other field modification to a fire rated opening can potentially impact the fire rating of the opening, and Corbin Russwin, Inc. makes no representations or warranties concerning what such impact may be in any specific situation. When retrofitting any portion of an existing fire-rated opening, or specifying and installing a new fire-rated opening, please consult with a code specialist or local code official (Authority Having Jurisdiction) to ensure compliance with all applicable codes and ratings.

Trim Designs

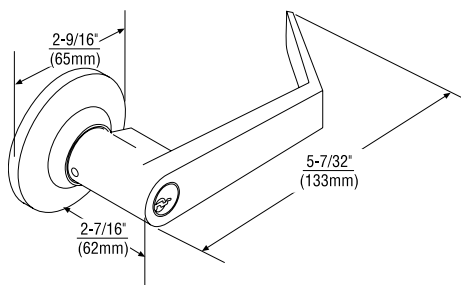
Newport NZD



Lever: Die-cast zinc
Lever length: 5-7/32" (133mm)
Rose: Brass
Rose diameter: 2-9/16" (65mm)



Complies with codes requiring lever to return to within 1/2" (13mm) of door face.



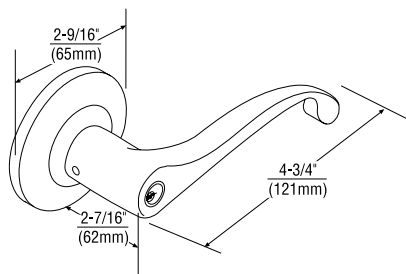
Frascati FZD



Lever: Die-cast zinc
Lever length: 4-3/4" (121mm)
Rose: Brass
Rose diameter: 2-9/16" (65mm)



Complies with codes requiring lever to return to within 1/2" of door face.



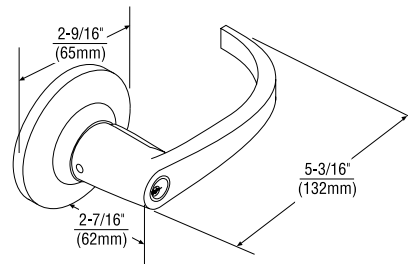
Princeton PZD



Lever: Die-cast zinc
Lever length: 5-3/16" (132mm)
Rose: Brass
Rose diameter: 2-9/16" (65mm)

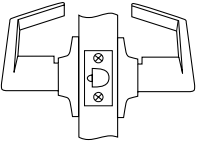
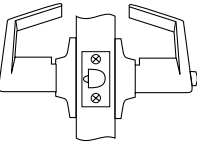
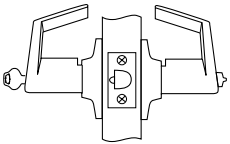
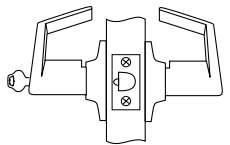
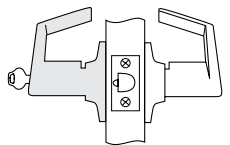
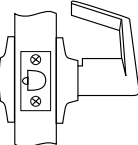
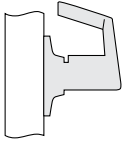


Complies with codes requiring lever to return to within 1/2" of door face.

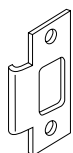


Functions

CL3700

Outside	Inside	Series/ Function	Type	ANSI No. Series 4000	Function Description
		CL3710	Passage or Closet	F75	<ul style="list-style-type: none"> • Deadlocking latchbolt by lever either side. • Both levers always free.
		CL3720	Privacy Bedroom or Bathroom	F76	<ul style="list-style-type: none"> • Deadlocking latchbolt by lever either side. • Outside lever locked by button. • Outside lever unlocked by rotating inside lever. • Emergency release in outside lever. • Inside lever always free.
		CL3751	Entrance or Office	F81/82	<ul style="list-style-type: none"> • Deadlocking latchbolt by lever either side, except when turn button locks outside lever. • Rotating turn button locks outside lever, requiring key to unlock. • Rotating button the other way unlocks outside lever. • Inside lever always free.
		CL3755	Classroom	F84	<ul style="list-style-type: none"> • Deadlocking latchbolt by lever either side, except when key outside locks outside lever. • Outside lever unlocked by key outside. • Inside lever always free.
		CL3759	Storeroom or Public Restroom	—	<ul style="list-style-type: none"> • Deadlocking latchbolt by lever inside. • Key outside unlocks outside lever to retract latchbolt. • Lever retracts latchbolt. • Key is retained in the unlocked mode. • When key is removed, outside lever is locked. • Inside lever always free.
		CL3780	Exit Latch	—	<ul style="list-style-type: none"> • For twin communicating or exit doors where one side operation is required. • Also when space is limited between door and switch panel. • Deadlocking latchbolt. • One-lever operation. • Blank rose. • Should be used only where rooms have more than one entrance.
		CL3750	Half Dummy Trim (Through-bolted)	—	<ul style="list-style-type: none"> • Lever acts as pull only; no operation.

Strikes

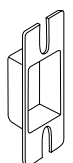


Curved Lip "T" Strike (Standard)

2-3/4" x 1-1/8" x 1-1/4" (70mm x 29mm x 32mm)
lip to center

To order with lockset, see How to Order, page 6.

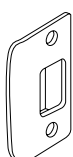
To order separately, specify 687F60 x Lip Length x Finish.



Dust Box for 2-3/4" (70mm) Curved Lip "T" Strike

To order with lockset, see How to Order, page 6.

To order separately, specify 687F94.

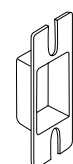


Full Lip Radius Corner

2-1/4" x 1-1/2" x 1" (57mm x 38mm x 25mm) lip
to center

To order with lockset, see How to Order, page 6.

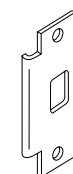
To order separately, specify 687F62 x 1-1/8" (29mm) x Finish.



Dust Box for 2-1/4" (57mm) Full Lip Radius and Square Corner Strikes

To order with lockset, see How to Order, page 6.

To order separately, specify 687F95.

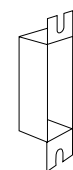


ANSI Curved Lip

4-7/8" x 1-1/4" x 1-1/4" (124mm x 32mm x 32mm) lip to center

To order with lockset, see How to Order, page 6.

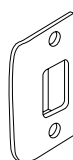
To order separately, specify 217L13 x Lip Length x Finish.



ANSI Wrought Strike Box

To order with lockset, see How to Order, page 6.

To order separately, specify 120F76-8.



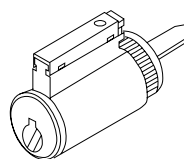
Full Lip Square Corner

2-1/4" x 1-1/2" x 1" (57mm x 38mm x 25mm) lip
to center

To order with lockset, see How to Order, page 6.

To order separately, specify 687F61 x Finish.

Cylinders



Standard Cylinder

.509" (13mm) plug diameter conventional

.552" (14mm) plug diameter high security

.496" plug diameter Pyramid

Brass, 6-pin

2 nickel silver keys

Finishes: 606, 626

Conventional	6-Pin	(standard) 2000-037
Schlage® C Keyway	6-Pin	2400-037-C "O" bitted or keyed random
Pyramid High Security	7-Pin	2020-037
Pyramid Security	7-Pin	2027-037

To order optional cylinder with lockset, see How to Order, page 6.

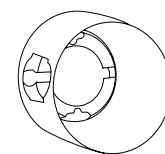
To order cylinder separately, specify Part No. x Keyway x Finish (e.g., 2000-037 x L4 x 626).

UL Firecup

Part No. 687F66

Supplied standard with all CL3700's.

Failure to use invalidates UL listing.

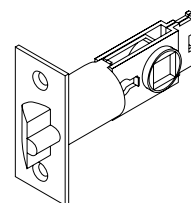


Latches

To order optional latchbolt with lockset, see How to Order, page 6.

To order latchbolt separately, specify Part No. x Finish (e.g., 687F63 x 626).

All CL3700 latches are deadlocking.



Backset and Front Description		UL Latches
2-3/4" (70mm)	Square Corner Front 2-1/4" x 1-1/8" (57mm x 29mm) faceplate	687F63
2-3/8" (60mm)	Square Corner Front 2-1/4" x 1" (57mm x 25mm) faceplate	687F64
2-3/8" (60mm)	1/4" Round Corner Front 2-1/4" x 1" (57mm x 25mm) faceplate	687F65
	1" (25mm) Latch Sleeve	687F71

Screw Pack

Part No. 687F96

Supplied standard with wood-machine screws combination.

How to Order/Quick Codes

CL3700

Ordering Examples

Stock Order

Quantity	Series/Function	Trim	Finish
100	CL3755	NZD	626

Contract/Detailed Order

Quantity	Keyset	Series/Function	Trim	Finish	Backset	Misc. Options	Keying
24	AA1	CL3755	NZD	626	B238	M17	CKC2

Cylinder and Keying

Description	Specify
Conventional 6-pin	(standard)
Less cylinder(s)	LC
Pyramid High Security Fixed Core	PHS
Pyramid Security Fixed Core	PS
0-bitted with 2 blank keys	(standard)
Keyed random	KR
Construction master keyed	CMK
Visual key control (VKC)	
No bitting or keyset stamping on keys	VKC0
Keys only	VKC1
Cylinders and keys (not for HS, CHS, PHS or PCHS)	VKC2
Cylinders only (not for HS, CHS, PHS or PCHS)	VKC3
Concealed key control (CKC)	
CKC cylinders with VKC keys	CKC2
CKC cylinders only (not for PHS, PCHS)	CKC3
Lockset furnished with Schlage® C Keyway cylinder	C
More than 2 keys	KY# (e.g., KY6)

Finishes

Description	Specify
BHMA 605 (US3) Bright Brass	605
BHMA 606 (US4) Satin Brass	606
BHMA 613 (US10B)* Oxidized Bronze, oil rubbed, available lacquered	613
BHMA 625 (US26) Bright Chromium Plated	625
BHMA 626 (US26D) Satin Chromium Plated	626
Zinc levers are plated to match BHMA finish.	

* Simulated painted finish meeting ANSI standards for wear and durability.

** Split finish only available on CL3720 - see page 4.

Strikes

Strike Type	Specify
Curved Lip "T" Strike	(standard)
ANSI Curved Lip	SA114
Full Lip 1/4" (6mm) Radius Corner	SFR114
Full Lip Square Corner	SF114

Door Thickness

Door Thickness	Specify
1-3/8" (35mm) - 1-3/4" (44mm)	(standard)

Where to find ordering information and quick codes

Finishes	Page 2
Handing	Page 7
Trim Designs	Page 3
Series/Functions	Page 4
Door Thickness	Page 6
Backsets	Page 7
Strikes	Page 5
Miscellaneous Options	Page 7
Cylinders and Keying	Page 6

Quick Codes/Specifications

CL3700

Backset

Description	Specify
2-3/8" (60mm)	B238
2-3/4" (70mm)	(standard)

Handing

Hand	Specify
Right Hand	RH
Left Hand	LH

*Must specify hand for Frascati CL3755, 3759, 3780 and 3750.

Miscellaneous Options

Description	Specify
Less cylinder, with tailpiece for Schlage® cylinder	M06
1-1/8" (29mm) latch front, square corners (standard with 2-3/4" (70mm) backset.) Available in 2-3/4" (70mm) backset only	Standard
1" (25mm) latch front, square corners (standard with 2-3/8" (60mm) backset). Available in 2-3/8" (60mm) backset only	Standard
1" (25mm) latch front, rounded corners. Available in 2-3/8" (60mm) backset only	M15
ANSI wrought strike box	M17
Dust box for 2-3/4" (70mm) strike	M77
Dust box for 2-1/4" (57mm) strike	M78

Suggested Specification

Locksets shall be CL3700 Series Grade 2 Key-in-Lever Locksets.

Locks shall have an interlocking tubular chassis and latchbolt. Chassis mounting screws shall be accessible only when the inside lever and rose are removed.

The latchbolt shall have a 1/2" (13mm) throw and shall include a deadlocking feature to inhibit manipulation when the door is locked.

Locksets and latchbolts shall be reversible for ease of installation.

Locksets shall be adjustable for 1-3/8" (35mm) and 1-3/4" (44mm) door thickness. Levers shall have inside and outside lever return springs to prevent lever sag.

Lever handles shall be a minimum of 4-3/4" (121mm) in length and shall provide a minimum of 2-1/8" (54mm) clearance from surface of door to the inside of the lever at the midpoint.

Outside levers on keyed locksets shall be removable only when the designated key is in the cylinder.

Locksets shall be furnished with two nickel silver keys. All cylinder plugs shall be brass and furnished with 6-pin chambers for master keying capabilities.

Cylinders shall be easily changed by removing the lever without disassembling the lockset.

Certification:

UL 1-1/2 Hour Fire Rating
ANSI A156.2 Series 4000, Grade 2
ANSI A117.1 Accessibility Code
All locksets shall carry a one-year warranty.



ASSA ABLOY

In U.S.

Corbin Russwin
Architectural Hardware
225 Episcopal Road
Berlin, CT 06037
Phone: 800-543-3658
Fax: 800-447-6714
corbinrusswin.com

In Canada

ASSA ABLOY Door
Security Solutions Canada
160 Four Valley Drive
Vaughan, Ontario
Canada L4K 4T9
Phone: 800-461-3007
Fax: 905-738-2478
www.assaabloy.ca

For more information regarding Corbin Russwin Locksets, Exit Devices, Door Controls and Key Systems, contact your authorized Corbin Russwin Distributor or Sales Representative.

Corbin Russwin and Design® is a registered trademark of Corbin Russwin, Inc., an ASSA ABLOY Group company. Other products' brand names may be trademarks or registered trademarks of their respective owners and are mentioned for reference purposes only. These materials are protected under US copyright laws. All contents current at time of publication. Corbin Russwin, Inc., an ASSA ABLOY Group Company, reserves the right to change availability of any item in this catalog, its design, construction, and/or its materials. Copyright © 2001, 2012 Corbin Russwin, Inc., an ASSA ABLOY Group company. All rights reserved. Reproduction in whole or in part without the express written permission of Corbin Russwin, Inc. is prohibited.

ASSA ABLOY is the global leader in door opening solutions, dedicated to satisfying end-user needs for security, safety and convenience.