

ED3000 Series

Product Catalog

Experience a safer
and more open world

Introduction

ED3000 Series



Table of Contents

Applications and Listings.....	3
Functions	4
Rim Exit Features.....	5
Surface Vertical Rod Exit Features..	7
Mortise Exit Features.....	9
Trims and Functions.....	11
Options and Accessories	14
Mullions.....	16
Cylinders.....	17
How to Order	19
Quick Codes	20
How to Specify	22

ED3000 Series

Applications

Since patenting some of the first exit devices nearly a century ago, Corbin Russwin has met rigorous life safety and security requirements, while offering pleasing aesthetics and trouble-free operation. Designed for applications in high-use, high-abuse situations, ED3000 Crossbar Exit Devices can be teamed with a variety of Corbin Russwin trims to provide desired functions, styles and finishes in new construction and renovations, including:

- Schools and universities
- Health care facilities
- Government and municipal buildings
- Commercial and industrial
- Office and retail complexes
- Transportation facilities
- Hotels and conference centers
- Religious facilities

Advantages




- Heavy-duty construction
- Base metals (brass, bronze and stainless steel) for durability
- Easy-to-use crossbar operation for quick egress
- Dogging standard on all panic listed devices
- Thru-bolted trims for strength and security
- Wide range of finishes, trims and styles to match other Corbin Russwin products
- Devices available to satisfy panic and fire opening requirements
- ADA compliant

Applications and Listings

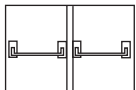
ED3000 Series

UL UL listed as fire exit hardware by Underwriters Laboratories Inc.

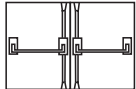
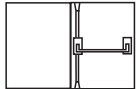
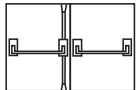
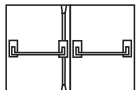
Single Door

	Max. Door Opening	Fire Door Ratings		Application	
		A	3 Hr.		
Rim					
ED3200	4'	Devices are panic listed only.		Surface applied; single point latching.	
ED3200A	4' x 8'	UL			
Vertical Rod					
ED3400	4' x 8'	Devices are panic listed only.		Surface applied; two point latching.	
ED3400A	N/A	Fire ratings do not apply for single door applications.			
Mortise					
ED3600	4'	Devices are panic listed only.		Mortised in door; two point latching.	
ED3600A	4' x 7'2"	UL			

Pair of Doors with Removable Mullion

	Max. Door Opening	Fire Door Ratings		Application	
		A	3 Hr.		
Rim x Rim					
ED3200 x ED3200 x CR972	8' x 8'	Devices are panic listed only.		2 independent, active doors with removable mullion.	
ED3200 x ED3200 x CR910A	8' x 10'	Devices are panic listed only.			
ED3200A x ED3200A x CR972A	8' x 8'	UL			

Pair of Doors

	Max. Door Opening	Fire Door Ratings		Application	
		A	3 Hr.		
Vertical Rod (Swinging in the Same Direction)					
ED3400 x ED3400	8' x 8'	Devices are panic listed only.		2 independent doors with 2 point latching – overlapping astragal not required	
ED3400A x ED3400A	8' x 8'	UL			
Vertical Rod (Swinging in Opposite Directions)					
ED3400 x ED3400	8' x 10'	Devices are panic listed only.		2 independent doors with 2 point latching – overlapping astragal required for 3 hour openings.	
ED3400A x ED3400A	8' x 8'	UL			
Vertical Rod x Mortise					
ED3400 x ED3600	8' x 7'2"	Devices are panic listed only.		Overlapping astragal required for 3 hour openings. Coordinator required with standard strike.	
ED3400A x ED3600A	8' x 7'2"	UL			
Vertical Rod x Rim					
ED3400 x ED3200 x S02	8' x 8'	Devices are panic listed only.		Non-prepped doors only; S02 strike required on inactive door; coordinator recommended.	

Functions

ED3000 Series

Device with Trim				
Device	Type	ANSI #	Description	Trim Designation*
ED3210, ED3410, ED3610	Passage	14	Free at all times	XX3310
ED3210A, ED3410A, ED3610A	Passage	14	3-hour fire-rated, Free at all times	XX3310
ED3210AT, ED3410AT, ED3610AT	Thumbpiece Passage	15	3-hour fire-rated, Free at all times	T3X10
ED3210T, ED3410T, ED3610T	Thumbpiece Passage	15	Free at all times	T3X10
ED3250, ED3450, ED3650	Dummy/Exit Only	01/02	Always rigid; Exit only	XX3350, T3X50
ED3250A, ED3450A, ED3650A	Dummy/Exit Only	01/02	3-hour fire-rated, Always rigid; Exit only	XX3350, T3X50
ED3255, ED3455, ED3655	Classroom	08	Free at all times except when locked by key	XX3355
ED3255A, ED3455A, ED3655A	Classroom	08	3-hour fire-rated, free at all times except when locked by key	XX3355
ED3255AT, ED3455AT, ED3655AT	Thumbpiece Classroom	05	3-hour fire-rated, free at all times except when locked by key	T3X55, T3XM55
ED3255T, ED3455T, ED3655T	Thumbpiece Classroom	05	Free at all times except when locked by key	T3X55, T3XM55
ED3257, ED3257A	Nightlatch	03	Entrance by trim when latchbolt is retracted by key. Key removable only when locked	XX3357, T3X57
ED3457, ED3457A	Nightlatch	09	Entrance by trim when latchbolt is retracted by key. Key removable only when locked	XX33V57
ED3657, ED3657A	Nightlatch	03	Entrance by trim when latchbolt is retracted by key. Key removable only when locked	XX33M57, T3XM57

* When ordering a device, the function must be included in the device component of the order string and must match the trim function (e.g. ED3255/A3355). See pages 11-12.

ED3200 Series Panic Listed Rim Exit Device ED3200A Series 3-Hour Fire Listed Rim Exit Device

Features

Handing

Field reversible (ED3200 Series only); specify hand.

Bar Length

Easily field cut to size.

Standard: 36" (914mm) bar fits up to 36" (914mm) door.

Optional: 48" (1219mm) bar fits up to 48" (1219mm) door; specify W048.

Door Thickness

1-3/4" (44mm) standard.

Optional: 2" (51mm); specify D200.

Optional: 2-1/4" (57mm); specify D214.

Stile

Minimum width 4-1/8" (105mm).

Latchbolt

3/4" (19mm) pivoted.

Materials

Brass, bronze or stainless steel.

Cases

Heavy wrought, 8-3/8" (213mm) x 2-5/8" (67mm).

Projection

4" (102mm); 2-7/8" (74mm) depressed.

Crossbar

Standard: round seamless tubing.

Optional: reinforced crossbar; see Quick Codes, page 20.

Dogging

Standard on ED3200 Series devices.

Dogging not available on ED3200A Series devices.

Fasteners

Standard: machine and wood screws.

Optional: sex nuts and bolts or spanner head screws; see Quick Codes, page 20.

Strike

See Options and Accessories, page 14.

Removable Mullion

See Mullions, page 16.

Cylinders

Cylinder not included unless specified. See How to Order, page 19.

Applications and Listings

See page 3.

Warranty

One-year limited.

Certification/Compliance

ANSI

Meets A156.3, Grade 1.

Meets A117.1 Accessibility Code.

ADA Compliant.

C-UL US

All devices listed for safety as panic hardware; devices comply with UL 305 standards for panic hardware. 3-hour fire-rated devices listed as fire exit hardware for use on 4' x 8' single doors and 8' x 8' double doors. UL symbol on active case cover indicates listing.

Any retrofit or other field modification to a fire-rated opening can potentially impact the fire rating of the opening, and Corbin Russwin, Inc. makes no representations or warranties concerning what such impact may be in any specific situation. When retrofitting any portion of an existing fire-rated opening, or specifying and installing a new fire-rated opening, please consult with a code specialist or local code official (Authority Having Jurisdiction) to ensure compliance with all applicable codes and ratings.

California State Reference Code

This product has been approved by the California State Fire Marshal pursuant to section 13144.1 of the California Health and Safety Code.

NFPA

All exit devices comply with NFPA 101 Life Safety Code. All fire-rated devices comply with NFPA 80 Fire Doors and Windows.

Finishes


BHMA 605	Bright Brass
BHMA 606	Satin Brass
BHMA 611	Bright Bronze
BHMA 612	Satin Bronze
BHMA 613	Oxidized Bronze, oil rubbed
613E	Dark Oxidized Satin Bronze - Equivalent
BHMA 629	Bright Stainless Steel
BHMA 630	Satin Stainless Steel
630C*	Satin Stainless Steel with MicroShield®

*Finish available with MicroShield® antimicrobial coating.

Rim Exit Features

ED3000 Series

ED3200 and ED3200A Series Rim Exit Devices



Surface Vertical Rod Exit Features

ED3400(A) Series

ED3400 Series Panic Listed Surface Vertical Rod Exit Device ED3400A Series 3-Hour Fire Listed Surface Vertical Rod Exit Device

Features

Handing

Device non-handed (ED3400 Series only); specify hand.

Bar Length

Easily field cut to size.
Standard: 36" (914mm) bar fits up to 36" (762mm-914mm) door.
Optional: 48" (1219mm) bar fits up to 48" (1219mm) door; specify W048.

Door Thickness

1-3/4" (44mm) standard.
Optional: 2" (51mm); specify D200.
Optional: 2-1/4" (57mm); specify D214.

Stile

Minimum width 3" (76mm).

Door Height

All top rods easily field cut to size.
Standard: Top rod is for doors up to 8'.
Optional: Top rod for doors up to 10'. See Quick Codes, page 21.

Latchbolt

ED3400 Series devices:
Top: 1/2" throw.
Bottom: 5/8" throw; acts independently, allowing top latch to remain engaged even when bottom latch is not projected.
ED3400A Series devices:
Top: 5/8" throw.
Bottom: 1" throw; acts independently, allowing top latch to remain engaged even when bottom latch is not projected

Latchbolt Operation

Standard on ED3400 and ED3400A Series devices: latchbolts held in retracted position until door closes.

Vertical Rods

1/2" round tubing

Materials

Brass, bronze or stainless steel.

Cases

Heavy wrought, 8-3/8" (213mm) x 2-5/8" (67mm).

Projection

4" (102mm); 2-7/8" (74mm) depressed.

Crossbar

Standard: round seamless tubing.
Optional: reinforced crossbar; see Quick Codes, page 20.

Dogging

Standard on ED3400 Series devices.
Dogging not available on ED3400A Series devices.

Fasteners

Standard: machine and wood screws.
Optional: sex nuts and bolts or spanner head screws; see Quick Codes, page 20.

Strike

See Options and Accessories, page 14.

Cylinders

Cylinder not included unless specified. See How to Order, page 19.

Applications and Listings

See page 3.

Warranty

One-year limited.

Certification/Compliance

ANSI

Meets A156.3, Grade 2.
Meets A117.1 Accessibility Code.

C-UL US

All devices listed for safety as panic hardware; devices comply with UL 305 standards for panic hardware. 3-hour fire-rated devices listed as fire exit hardware for use on 4' x 8' single doors and 8' x 8' double doors. UL symbol on active head indicates listing.

Any retrofit or other field modification to a fire-rated opening can potentially impact the fire rating of the opening, and Corbin Russwin, Inc. makes no representations or warranties concerning what such impact may be in any specific situation. When retrofitting any portion of an existing fire-rated opening, or specifying and installing a new fire-rated opening, please consult with a code specialist or local code official (Authority Having Jurisdiction) to ensure compliance with all applicable codes and ratings.

California State Reference Code

This product has been approved by the California State Fire Marshal pursuant to section 13144.1 of the California Health and Safety Code.

NFPA

All exit devices comply with NFPA 101 Life Safety Code. All fire-rated devices comply with NFPA 80 Fire Doors and Windows.

Finishes

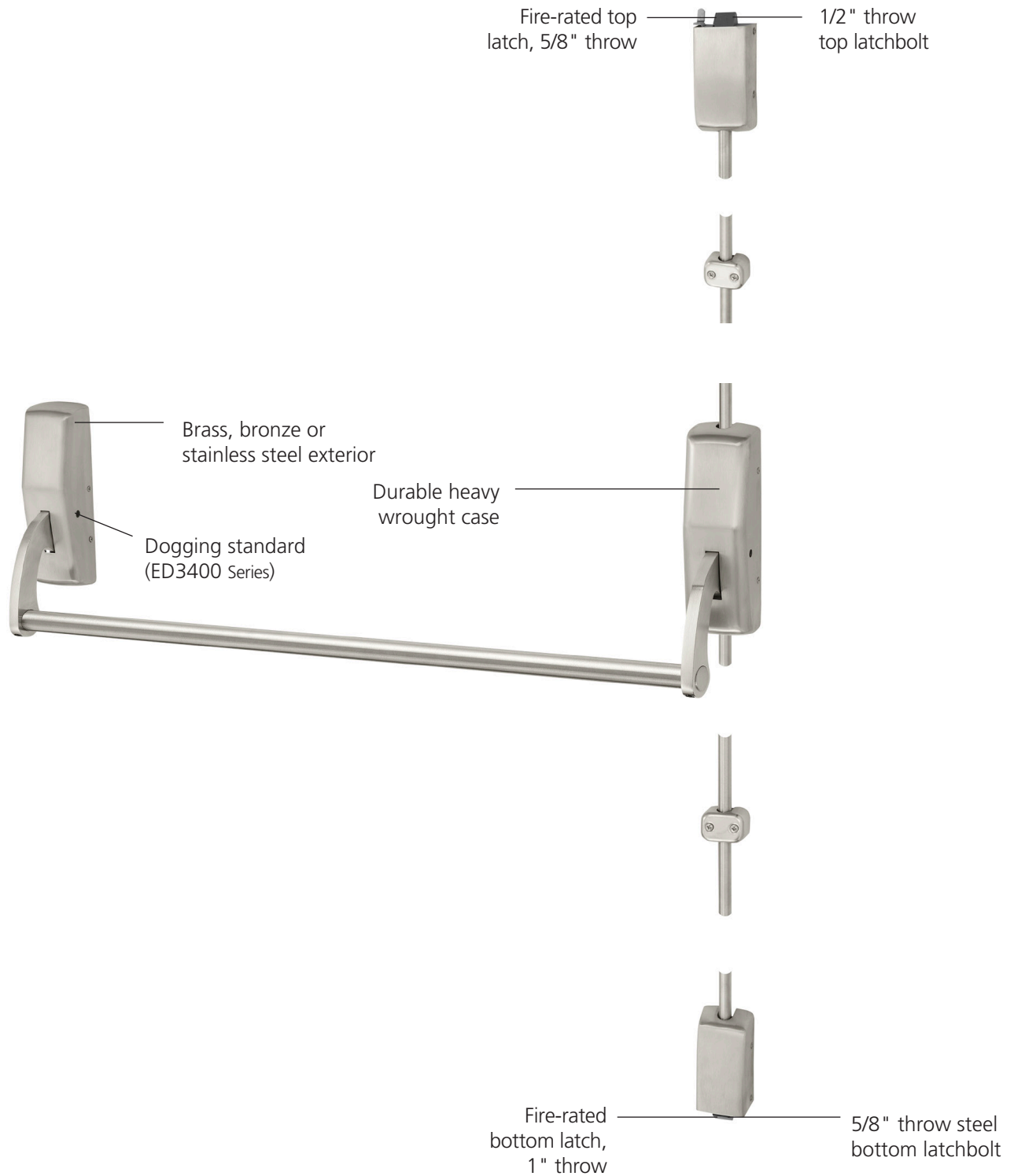
BHMA 605	Bright Brass
BHMA 606	Satin Brass
BHMA 611	Bright Bronze
BHMA 612	Satin Bronze
BHMA 613	Oxidized Bronze, oil rubbed
613E	Dark Oxidized Satin Bronze - Equivalent
BHMA 629	Bright Stainless Steel
BHMA 630	Satin Stainless Steel
630C*	Satin Stainless Steel with MicroShield®

*Finish available with MicroShield® antimicrobial coating.

Surface Vertical Rod Exit Features

ED3400(A) Series

ED3400 and ED3400A Series Surface Vertical Rod Exit Devices



Mortise Exit Features

ED3600(A) Series

ED3600 Series Panic-Listed Mortise Exit Device

ED3600A Series 3-Hour Fire-Listed Mortise Exit Device

Features

Handing

Handed, specify hand when ordering.

Bar Length

Easily field cut to size.

Standard: 36" (914mm) bar fits up to 36" (762mm-914mm) door.

Optional: 48" (1219mm) bar fits up to 48" (1219mm) door; specify W048.

Door Thickness

1-3/4" (44mm) standard.

Optional: 2" (51mm); specify D200.

Optional: 2-1/4" (57mm); specify D214.

Stile

Minimum width 4-1/2" (114mm).

Latchbolt

Brass, 3/4" (19mm) throw.

Auxiliary Latch

Brass.

Front

8" x 1-1/4" (203mm x 32mm) heavy gauge brass.

Accommodates flat doors and doors beveled 1/8" (3mm) in 2" (51mm).

Materials

Brass, bronze or stainless steel.

Cases

Heavy wrought, 8-3/8" (213mm) x 2-5/8" (67mm).

Projection

4" (102mm); 2-7/8" (74mm) depressed.

Crossbar

Standard: round seamless tubing.

Optional: reinforced crossbar; see Quick Codes, page 20.

Dogging

Standard on ED3600 Series devices.

Dogging not available on ED3600A Series devices.

Fasteners

Standard: machine and wood screws.

Optional: sex nuts and bolts or spanner head screws; see Quick Codes, page 20.

Strike

See Options and Accessories, page 15.

Cylinders

Cylinder not included unless specified. See How to Order, page 19.

Applications and Listings

See page 3.

Warranty

One-year limited.

Certification/Compliance

ANSI

Meets A156.3, Grade 1.

Meets A117.1 Accessibility Code.

ADA Compliant.

C-UL US

All devices listed for safety as panic hardware; devices comply with UL 305 standards for panic hardware. 3-hour fire-rated devices listed as fire exit hardware for use on 4' x 7'2" single doors and 8'x7'2" double doors. UL symbol on active head indicates listing.

Any retrofit or other field modification to a fire-rated opening can potentially impact the fire rating of the opening, and Corbin Russwin, Inc. makes no representations or warranties concerning what such impact may be in any specific situation. When retrofitting any portion of an existing fire-rated opening, or specifying and installing a new fire-rated opening, please consult with a code specialist or local code official (Authority Having Jurisdiction) to ensure compliance with all applicable codes and ratings.

California State Reference Code

This product has been approved by the California State Fire Marshal pursuant to section 13144.1 of the California Health and Safety Code.

NFPA

All exit devices comply with NFPA 101 Life Safety Code. All fire-rated devices comply with NFPA 80 Fire Doors and Windows.

Finishes

BHMA 605	Bright Brass
BHMA 606	Satin Brass
BHMA 611	Bright Bronze
BHMA 612	Satin Bronze
BHMA 613	Oxidized Bronze, oil rubbed
613E	Dark Oxidized Satin Bronze - Equivalent
BHMA 629	Bright Stainless Steel
BHMA 630	Satin Stainless Steel
630C*	Satin Stainless Steel with MicroShield®


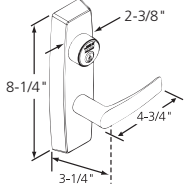

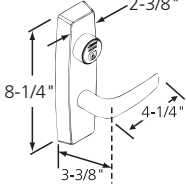

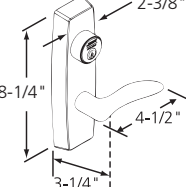

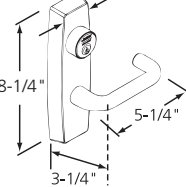

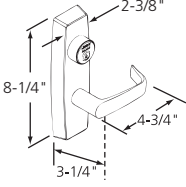

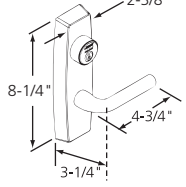

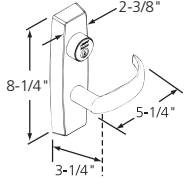
*Finish available with MicroShield® antimicrobial coating.

Mortise Exit Features

ED3600(A) Series

ED3600 and ED3600A Series Mortise Exit Devices




Lever Trim Design			Trim Designation	ANSI #
	Armstrong A33 Lever: Cast Escutcheon: Cast		A3310ET - Passage A3350ET - Dummy A3355ET - Classroom A3357ET - Nightlatch (Rim) A33V57ET - Nightlatch (SVR) A33M57ET - Nightlatch (Mortise)	14 02 08 03 09 03
	Citation C33 Lever: Cast Escutcheon: Cast		C3310ET - Passage C3350ET - Dummy C3355ET - Classroom C3357ET - Nightlatch (Rim) C33V57ET - Nightlatch (SVR) C33M57ET - Nightlatch (Mortise)	14 02 08 03 09 03
	Dirke D33 Lever: Cast Escutcheon: Cast		D3310ET - Passage D3350ET - Dummy D3355ET - Classroom D3357ET - Nightlatch (Rim) D33V57ET - Nightlatch (SVR) D33M57ET - Nightlatch (Mortise)	14 02 08 03 09 03
	Lustra L33 Lever: Cast Escutcheon: Cast		L3310ET - Passage L3350ET - Dummy L3355ET - Classroom L3357ET - Nightlatch (Rim) L33V57ET - Nightlatch (SVR) L33M57ET - Nightlatch (Mortise)	14 02 08 03 09 03
	Newport N33 Lever: Cast Escutcheon: Cast		N3310ET - Passage N3350ET - Dummy N3355ET - Classroom N3357ET - Nightlatch (Rim) N33V57ET - Nightlatch (SVR) N33M57ET - Nightlatch (Mortise)	14 02 08 03 09 03
	Regis R33 Lever: Cast Escutcheon: Cast		R3310ET - Passage R3350ET - Dummy R3355ET - Classroom R3357ET - Nightlatch (Rim) R33V57ET - Nightlatch (SVR) R33M57ET - Nightlatch (Mortise)	14 02 08 03 09 03
	Princeton PR33 Lever: Cast Escutcheon: Cast		PR3310ET - Passage PR3350ET - Dummy PR3355ET - Classroom PR3357ET - Nightlatch (Rim) PR33V57ET - Nightlatch (SVR) PR33M57ET - Nightlatch (Mortise)	14 02 08 03 09 03

See Page 21 for available finishes

Trim

ED3000 Series


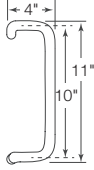

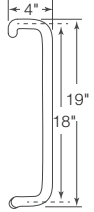

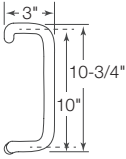
Pull Trim/Thumbpiece Design ¹																	
	<p>D Grip T33 </p> <p>Grip: Extruded Escutcheon: Wrought</p>		<table border="1"> <thead> <tr> <th>Trim Designation</th> <th>ANSI #</th> </tr> </thead> <tbody> <tr><td>T3310ET - Passage</td><td>15</td></tr> <tr><td>T3350ET - Dummy</td><td>02</td></tr> <tr><td>T3355ET - Classroom (Rim/SVR)</td><td>05</td></tr> <tr><td>T33M55ET - Classroom (Mortise)</td><td>05</td></tr> <tr><td>T3357ET - Nightlatch (Rim)²</td><td>03</td></tr> <tr><td>T33M57ET - Nightlatch (Mortise)</td><td>03</td></tr> </tbody> </table>	Trim Designation	ANSI #	T3310ET - Passage	15	T3350ET - Dummy	02	T3355ET - Classroom (Rim/SVR)	05	T33M55ET - Classroom (Mortise)	05	T3357ET - Nightlatch (Rim) ²	03	T33M57ET - Nightlatch (Mortise)	03
Trim Designation	ANSI #																
T3310ET - Passage	15																
T3350ET - Dummy	02																
T3355ET - Classroom (Rim/SVR)	05																
T33M55ET - Classroom (Mortise)	05																
T3357ET - Nightlatch (Rim) ²	03																
T33M57ET - Nightlatch (Mortise)	03																
	<p>Round Grip T34 </p> <p>Grip: Extruded Escutcheon: Wrought</p>		<table border="1"> <thead> <tr> <th>Trim Designation</th> <th>ANSI #</th> </tr> </thead> <tbody> <tr><td>T3410ET - Passage</td><td>15</td></tr> <tr><td>T3450ET - Dummy</td><td>02</td></tr> <tr><td>T3455ET - Classroom (Rim/SVR)</td><td>05</td></tr> <tr><td>T34M55ET - Classroom (Mortise)</td><td>05</td></tr> <tr><td>T3457ET - Nightlatch (Rim)²</td><td>03</td></tr> <tr><td>T34M57ET - Nightlatch (Mortise)</td><td>03</td></tr> </tbody> </table>	Trim Designation	ANSI #	T3410ET - Passage	15	T3450ET - Dummy	02	T3455ET - Classroom (Rim/SVR)	05	T34M55ET - Classroom (Mortise)	05	T3457ET - Nightlatch (Rim) ²	03	T34M57ET - Nightlatch (Mortise)	03
Trim Designation	ANSI #																
T3410ET - Passage	15																
T3450ET - Dummy	02																
T3455ET - Classroom (Rim/SVR)	05																
T34M55ET - Classroom (Mortise)	05																
T3457ET - Nightlatch (Rim) ²	03																
T34M57ET - Nightlatch (Mortise)	03																
	<p>Sectional Grip T35 </p> <p>Grip: Extruded</p>		<table border="1"> <thead> <tr> <th>Trim Designation</th> <th>ANSI #</th> </tr> </thead> <tbody> <tr><td>T3510ET - Passage</td><td>15</td></tr> <tr><td>T3550ET - Dummy</td><td>02</td></tr> <tr><td>T3555ET - Classroom (rim)</td><td>05</td></tr> <tr><td>T35M55ET - Classroom (Mortise)</td><td>05</td></tr> <tr><td>T3557ET - Nightlatch (Rim)²</td><td>03</td></tr> <tr><td>T35M57ET - Nightlatch (Mortise)</td><td>03</td></tr> </tbody> </table>	Trim Designation	ANSI #	T3510ET - Passage	15	T3550ET - Dummy	02	T3555ET - Classroom (rim)	05	T35M55ET - Classroom (Mortise)	05	T3557ET - Nightlatch (Rim) ²	03	T35M57ET - Nightlatch (Mortise)	03
Trim Designation	ANSI #																
T3510ET - Passage	15																
T3550ET - Dummy	02																
T3555ET - Classroom (rim)	05																
T35M55ET - Classroom (Mortise)	05																
T3557ET - Nightlatch (Rim) ²	03																
T35M57ET - Nightlatch (Mortise)	03																
	<p>Auxiliary Control/ Inside Lever Assembly</p>		<table border="1"> <thead> <tr> <th>Trim Designation</th> <th>ANSI #</th> </tr> </thead> <tbody> <tr><td>3357TET - Nightlatch (SVR)</td><td>12</td></tr> </tbody> </table>	Trim Designation	ANSI #	3357TET - Nightlatch (SVR)	12										
Trim Designation	ANSI #																
3357TET - Nightlatch (SVR)	12																

1. Passage and Classroom functions have thumbpiece. Dummy and Nightlatch functions are pull only.
2. Not available with Surface Vertical Rod devices. For SVR X Night-latch x pull trim requirement - must order ED3450(A) x Dummy pull trim and 3357T Auxiliary Control.
3. T33, T34 and T35 trim only available in 629 or 630 finish

See Page 21 for available finishes.

Offset Pull Trim

ED3000 Series

Offset Pull Trim: P12, P13, P14*			
	<p>Offset Pull P12 Clearance: 2-1/2 "</p>		<p>Specify Part Number, 716F50M x Finish¹</p>
	<p>Offset Pull P13 Clearance: 2-1/2 "</p>		<p>Specify Part Number, 716F51M x Finish¹</p>
	<p>Offset Pull P14 Clearance: 2-1/2 "</p>		<p>Specify Part Number, 716F52M x Finish¹</p>

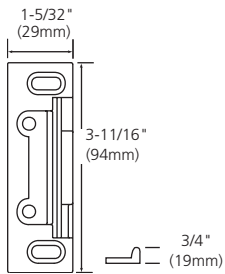
1. Available in 605, 606, 612, 613, 626, 629 and 630 finishes.
*Available on 1-3/4 " thick doors only.

Options and Accessories

ED3000 Series

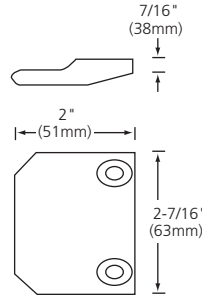
Rim Strikes

(Screws Included)



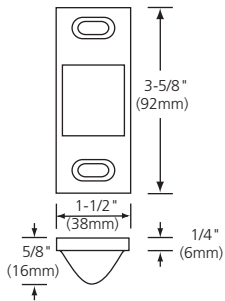
Rim Strike

Standard on ED3200 Series devices. For doors with 1/2" (13mm) or 5/8" (16mm) stop. Adjustable to compensate for shrinkage and swelling of door. Nylon anti-friction inserts for quieter operation. 3-1/4" x 1-1/16" (82mm x 27mm). To order separately, specify 787F44. 1/8" (3mm) shim available for 1/2" (13mm) stop; specify 786F72.



Rim x Vertical Rod Strike

Required for ED3200 Series devices when used with ED3400 Series device on a pair of doors. To order with device, specify option S02. To order separately, specify 786F53.

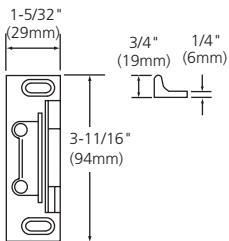


Mortised Adjustable Rim Strike

Optional for ED3200 Series devices only. Adjustable to compensate for shrinkage and swelling of door. 3-5/8" x 1-1/2" (92mm x 38mm). To order with device, specify option S04. To order separately specify 786F51.

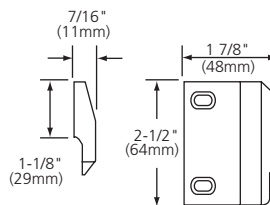
Vertical Rod Strikes

(Screws Included)



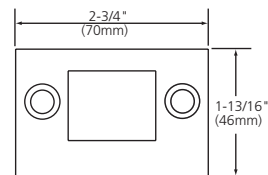
Top Strike

Standard Top Strike for both Panic & Fire Hardware. Surface applied to frame. Black nylon coated. 3-11/16" x 1-5/32" (94mm x 29mm). Specify 787F42



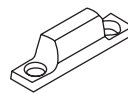
Flush Transom Strike

For doors having transom panel applications. 2-1/2" x 1-7/8" (64mm x 48mm). To order with device, specify option M67. To order separately, specify 787F41.



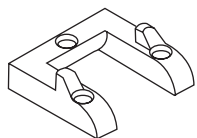
Bottom Strike

Optional for ED3400 Series devices. 2-3/4" x 1-13/16" (70mm x 46mm). To order with device specify option S03. To order separately, specify 786F56.



Surface Projecting Bottom Strike

Standard on ED3400 Series devices. 2-9/16" x 19/32" x 5/8" (65mm x 15mm x 16mm) high. To order separately, specify 786F52.



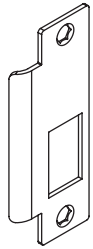
Bottom Strike for Threshold

Optional on ED3400A Series devices. For use with threshold. To order with device, specify option S06. To order separately, specify 786F55.

Options and Accessories

ED3000 Series

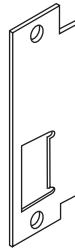
Mortise Strikes



Curved Lip ANSI Strike

Standard on ED3600 and ED3600A Series. Handed. 1-1/4" lip standard, longer lips in increments of 1/4" through 2-7/8" available. 4-7/8" x 1-1/4" x 1-1/8" (124mm x 32mm x 28mm) lip to center, for 1-3/4" (44mm) doors.

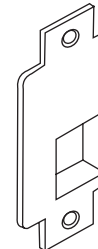
Hand	Door Thickness	Part No.
LHR	1-3/4"	786F66
	2"	786F67
	2-1/4"	786F68
RHR	1-3/4"	786F69
	2"	786F70
	2-1/4"	786F71



Straight Lip ANSI Strike

4-7/8" x 1-1/4" x 1-1/8" (124mm x 32mm x 28mm) lip to center, for 1-3/4" (44mm) doors. To order separately, specify Part No.

Door Thickness	Part No.
1-3/4"	786F63
2"	786F64
2-1/4"	786F65



Open Back Strike

Optional for use with ED3400 x ED3600 Series devices on a pair of doors. See How to Order, page 20. To order separately, specify Part No. x Door Thickness x Finish.

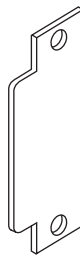
Hand	Door Thickness	Part No.
LHR	1-3/4"	786F57
	2"	786F58
	2-1/4"	786F59
RHR	1-3/4"	786F60
	2"	786F61
	2-1/4"	786F62

Filler Plates

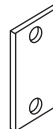
Optional for use on stock metal doors when required. To order, specify Part No. x Finish.



Front
334F99-8 600



Strike
236L708018



Front
077F19-8 600

Mullions

ED3000 Series

CR900 Series Removable Mullions

The CR900 series mullions are used to install two ED3200 Series Rim Exit Devices in a double door opening. They may be quickly and easily removed, then reinstalled, when a full double door opening is temporarily required. The CR900 series mullions meet ANSI A156.3, Type 22.

Materials and Finish

Steel mullion with malleable iron top and bottom plates; furnished with zinc plated fasteners for metal frames and concrete floors. May be cut, drilled and tapped in the field for Rim Exit Devices. The CR900 series mullions are primed for painting, BHMA 600, red.

CR900 Series Mullions - How to Order

Removable Mullions

UL Fire Rating ¹	Mullion Opening Height ²	Catalog Number
Panic Only	Up to 7'2"	CR972
3-Hour	Up to 7'2"	CR972A
3-Hour (Only fire rated up to 8')	Up to 10'0"	CR910A ⁴

Key Removable Mullions

UL Fire Rating ¹	Mullion Opening Height ²	Catalog Number
1-1/2 Hour	Up to 7'2"	CR972BKM ³
1-1/2 Hour (Only fire rated up to 8')	Up to 10'0"	CR910BKM ³

Notes:

1. UL label on mullion indicates listing.
2. May be field cut for doors.
3. Cylinder and collars not included, specify separately. See Cylinders on page 18.
4. For 8' length mullion must be ordered as CR910A option and cut in the field to 8' size.

CR900 Series Mullions - Options

M95- Spacer Block

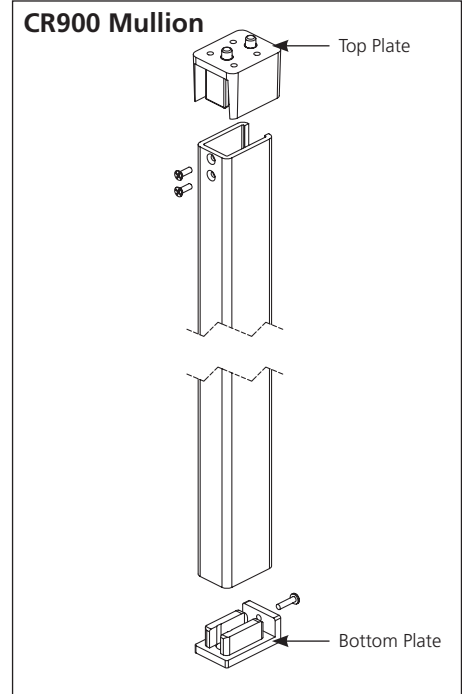
Recommended for double rabbeted frames where the stop face width is less than the mounting hole spacing and also for door frames 5-3/4" (176mm) or less. To order with a mullion, specify M95. To order separately, specify Part No. 683F29-8.

M96- Angle Bracket

Recommended for any header configuration with less than 3" (76mm) of mounting surface. To order with a mullion, specify M96. To order separately, specify Part No. 655F63-8.

M57- Mullion Stabilizer Kit

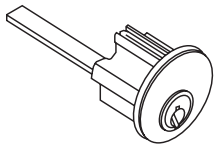
Controls the movement of the mullion. Recommended for opening over 7' high, or whenever door movement must be minimized. To order with mullion, specify M57. To order separately, specify Part No. 653F11-1 x 695 or 628.



Cylinders

- L4 keyway standard; specify other keyways.
- Specify Collar.
- To order with Exit Device, see How to Order, page 19.
- To order separately, specify Cylinder Type x Keyways Finish (e.g., 3000-200 x L4 x 626).

Rim

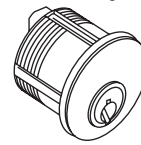


Available with the following trim:

*3357	T3357
T3355	T3457
T3455	T3557
T3555	

Description	Lever Trim		Thumbpiece Trim
	1-3/4" Door	2" and 2-1/4" Door	
6 Pin	CR3000-200	CR3000-312	CR3000-200
7 Pin	CR3000-200-7	CR3000-312-7	CR3000-200-7
Access 3® Patented	CR3500-200	CR3500-312	CR3500-200
Access 3® Security	CR3600-200	CR3600-312	CR3600-200
Access 3® High Security	CR3700-200	CR3700-312	CR3700-200
Access 3® IC Patented	CR3580-178	CR3580-318	CR3580-178
Access 3® IC Security	CR3680-178	CR3680-318	CR3680-178
Access 3® IC High Security	CR3780-178	CR3780-318	CR3780-178
Pyramid Security	CR3027-200	CR3027-312	CR3027-200
Pyramid Security IC	CR3037-178	CR3037-312	CR3037-178
Pyramid High Security	CR3020-200	CR3020-312	CR3020-200
Pyramid High Security IC	CR3030-178	CR3030-312	CR3030-178
Pyramid IC			
LFIC 6 Pin			
LFIC 6 Pin - Red	CR3080-178	CR3080-318	CR3080-178
LFIC 6 Pin - Blue			
LFIC 6 Pin - Green			
Pyramid IC (Disposable)			
Pyramid IC Less Core	CR3070-178	CR3070-318	CR3070-178
LFIC 6 Pin Less Core			
LFIC 6 Pin (Disposable)			
SFIC 6 Pin	CR3050-178	CR3050-318	CR3050-178
SFIC 6 Pin - Blue	CR3050-178	CR3050-318	CR3050-178
SFIC 6 Pin Less Core	CR3040-178	CR3040-318	CR3040-178
SFIC 6 Pin (Disposable)	CR3040-178	CR3040-318	CR3040-178
Security	CR3010-200	CR3010-312	CR3010-200
Security IC	CR3090-178	CR3090-318	CR3090-178
LFIC 7 Pin			
LFIC 7 Pin - Red	CR3080-178-7	CR3080-318-7	CR3080-178-7
LFIC 7 Pin - Blue			
LFIC 7 Pin - Green			
LFIC 7 Pin Less Core	CR3070-178-7	CR3070-318-7	CR3070-178-7
LFIC 7 Pin (Disposable)			
SFIC 7 Pin	CR3050-178-7	CR3050-318-7	CR3050-178-7
SFIC 7 Pin - Blue	CR3050-178-7	CR3050-318-7	CR3050-178-7
SFIC 7 Pin Less Core	CR3040-178-7	CR3040-318-7	CR3040-178-7
SFIC 7 Pin (Disposable)	CR3040-178-7	CR3040-318-7	CR3040-178-7

CR900 Series Key Removable Mullion Mortise Cylinders

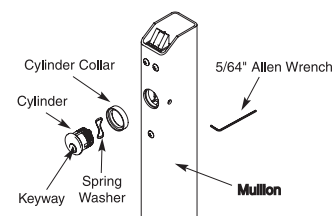


Description	Cylinder Type
6-Pin	CR1000-118-A62
7-Pin	CR1000-114-A62-7
6-Pin, IC	CR1080-114-A62
7-Pin, IC	CR1080-112-A62-7
Pyramid High Security	CR1020-114-A62
Pyramid Security	CR1027-114-A62
Pyramid High Security IC	CR1030-114-A62
Pyramid Security IC	CR1037-114-A62
Security	CR1010-118-A62
Security IC	CR1090-114-A62
6-pin, IC, less core	CR1070-114-A62
7-pin, IC, less core	CR1070-112-A62-7
Access 3® - Patented	CR1500-114-A62
Access 3® - Security	CR1600-114-A62
Access 3® - High Security	CR1700-114-A62
Access 3® IC - Patented	CR1580-114-A62
Access 3® IC - Security	CR1680-114-A62
Access 3® IC - High Security	CR1788-114-A62

CR900 Series Key Removable Mullion Cylinder Collar Packet

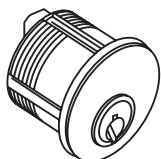
Mullion Series	Cylinder Length and Type			
	1-1/8"	1-1/4"	1-1/4" IC	1-1/2" IC
CR972BKM	610F01*	447F43*		609F37*
CR910BKM				

Note: Cylinder collar packets contain a collar and spring washer.
*Specify finish when ordering packets.



Cylinders

ED3000 Series

Mortise


Description	Cylinder Type	Trim Functions									
		55	M57	V57	T33M55	T34M55	T35M55	T33M57	T34M57	T35M57	3357T
6 Pin	CR1000-118-A07	X		X	X	X	X	X	X	X	X
	CR1000-134-A07		X								
	CR3000-200	X		X							
7 Pin	CR1000-114-A07-7	X		X							X
	CR1000-134-A07-7		X		X	X	X	X	X	X	
Access 3 Patented	CR1500-114-A07	X		X							X
	CR1500-134-A07		X		X	X	X	X	X	X	
Access 3 Security	CR1600-114-A07	X		X							X
	CR1600-134-A07		X		X	X	X	X	X	X	
Access 3 High Security	CR1700-114-A07	X		X							X
	CR1700-134-A07		X		X	X	X	X	X	X	
Access3 IC Patented	CR1580-114-A07	X		X							X
	CR1580-134-A07		X		X	X	X	X	X	X	
Access 3 IC Security	CR1680-114-A07	X		X							X
	CR1680-134-A07		X		X	X	X	X	X	X	
Access 3 IC High Security	CR1788-114-A07	X		X							X
	CR1788-134-A07		X		X	X	X	X	X	X	
Pyramid Security	CR1027-114-A07	X		X							X
Pyramid Security IC	CR1037-114-A07	X		X							X
	CR1037-134-A07		X		X	X	X	X	X	X	
Pyramid High Security	CR1020-114-A07	X		X							X
Pyramid High Security IC	CR1030-114-A07	X		X							X
	CR1030-134-A07		X		X	X	X	X	X	X	
Pyramid IC	CR1080-114-A07	X		X							X
LFIC 6 Pin											
LFIC 6 Pin - Red											
LFIC 6 Pin - Blue											
LFIC 6 Pin - Green	CR1080-134-A07		X		X	X	X	X	X	X	
Pyramid IC (Disposable)	CR1070-114-A07	X		X							X
Pyramid IC Less Core											
LFIC 6 Pin Less Core											
LFIC 6 Pin (Disposable)	CR1070-134-A07		X		X	X	X	X	X	X	
SFIC 6 Pin	CR1050-114-A07	X		X							X
SFIC 6 Pin - Blue		X		X							X
SFIC 6 Pin Less Core		X		X							X
SFIC 6 Pin (Disposable)	CR1040-114-A07			X							X
Security	CR1010-114-A07	X		X							X
	CR1010-134-A07		X		X	X	X	X	X	X	
Security IC	CR1090-114-A07	X		X							X
	CR1090-134-A04		X		X	X	X	X	X	X	
LFIC 7 Pin											
LFIC 7 Pin - Red											
LFIC 7 Pin - Blue											
LFIC 7 Pin - Green											
LFIC 7 Pin Less Core											
LFIC 7 Pin (Disposable)	CR1070-134-A07		X		X	X	X	X	X	X	
SFIC 7 Pin	CR1050-134-A07										
SFIC 7 Pin - Blue			X		X	X	X	X	X	X	
SFIC 7 Pin Less Core											
SFIC 7 Pin (Disposable)	CR1040-134-A07				X	X	X	X	X	X	

How to Order

ED3000 Series

Exit Device

Quantity	Exit Device	Finish	Hand	Misc. Options
27	ED3250	630	RHR	M54

Removable Mullion

Quantity	Mullion
9	CR972

Trim Only (For ExitDevice)

Quantity	Trim	Finish	Hand	Door Thickness
34	L3310ET	625	RHR	D214

Where to find ordering information and Quick Codes

Trims	Pages 11-12
Offset Pull Trims	Page 13
Cylinder and Keying	Page 20
Miscellaneous Options	Page 20
Strike	Page 21
Finish	Page 21
Door Height	Page 21
Handing	Page 21
Door Width	Page 21
Door Thickness	Page 21

Exit Device with Trim

Quantity	Exit Device	Trim	Finish	Hand	Door Thickness	Optional Strike	Door Width	Misc. Options
18	ED3255	R3355ET	605	LHR	D200	S04	W048	M53

Contract/Detailed Order - Exit Device with Trim

Quantity	Keypad	Exit Device	Trim	Finish	Hand	Door Thickness	Door Width	Door Options	Misc. Options	Cylinder Keying	Keyway
68	AA1	ED3255	A3355ET	626	RHR	D200	W048	M54	7P	VKC3	59A1

Note: When ordering a device, the function must be included in the device component of the order string and must match the trim function. e.g. ED3255/A3355

Quick Codes

ED3000 Series

Cylinder and Keying

Description	Specify
Conventional 6-pin	6P
Conventional 7-pin	7P
LFIC	
LFIC 6-pin ¹	C6
LFIC 6-pin less core	CL6
LFIC 6-pin with temporary construction core (Red)	CT6R
LFIC 6-pin with temporary construction core (Blue)	CT6B
LFIC 6-pin with temporary construction core (Green)	CT6G
LFIC 6-pin with temporary disposable core	CT6D
LFIC 7-pin	C7*
LFIC 7-pin less core	CL7*
LFIC 7-pin with temporary construction core (Red)	CT7R*
LFIC 7-pin with temporary construction core (Blue)	CT7B*
LFIC 7-pin with temporary construction core (Green)	CT7G*
LFIC 7-pin with temporary disposable core	CT7D*
SFIC	
SFIC 6-pin	C6S
SFIC 6-pin with temporary construction core (Blue)	CT6SB
SFIC 6-pin with Less Core	CLS6
SFIC 6-pin with SFIC disposable temporary core	CT6SD
SFIC 7-pin	C7S
SFIC 7-pin with temporary construction core (Blue)	CT7SB
SFIC 7-pin with Less Core	CLS7**
SFIC 7-pin with SFIC disposable temporary core	CT7SD*
Security	
Security	HS
Security IC	CHS
Access 3[®]	
Access 3 [®] - Patented	AP
Access 3 [®] - Security	AS
Access 3 [®] - High Security	AHS
Access 3 [®] IC - Patented	ACP
Access 3 [®] IC - Security	ACS
Access 3 [®] IC - High Security	ACHS
Pyramid	
Pyramid Security fixed core	PS
Pyramid Security IC	PCS
Pyramid High Security fixed core	PHS
Pyramid High Security IC	PCHS
Pyramid IC with temporary construction core	CTP
Pyramid IC with temporary disposable core	CTPD
Pyramid IC less core	CLP
Keying and Keys	
0-bitted with 2 blank keys	(standard)
Keyed random	KR
Construction master keyed	CMK (not available for Pyramid)
2 keys per lock	(standard)
More than 2 keys	KY# (e.g., KY6)
Visual key control (VKC)	
No keying data stamped on key or cylinder	VKC0
Keys only	VKC1
Cylinders and keys (not for HS, CHS, PHS or PCHS)	VKC2
Cylinders only (not for HS, CHS, PHS or PCHS)	VKC3
Concealed key control (CKC)	
CKC cylinders with VKC keys	CKC2
CKC cylinders only (not for HS, CHS, PHS or PCHS)	CKC3

*Not available with Rim or SVR lever trim - Classroom Function
 +Not available with 55 function

Miscellaneous Options

Description	Specify
Spanner Head Screws	M02
Torx Head Screws	M04
Abrasive coat outside and inside (trim and device)	M23
Abrasive coat inside only (device side)	M24
Abrasive coat outside only (trim side)	M25
Steel reinforced crossbar	M53
Sex nuts and bolts (SNBs)	M54
Mullion stabilizer kit	M57
Shim for 2-3/4" backset on doors with 1/2" stop (rim devices only)	M59
Mullion spacer block	M95
Mullion angle bracket	M96

Quick Codes

ED3000 Series

Strike

Description	Specify
Rim	
Mortised adjustable	S04
Rim x Vertical Rod	S02
Vertical Rod	
Flush bottom (ED3400 devices only)	S03
3-hour fire-rated bottom for use with threshold	S06
Flush Transom Strike	M67
Mortise	
Open back strike	
1-3/4" door thickness	SB134
2" door thickness	SB200
2-1/4" door thickness	SB214
Straight Lip ANSI Strike	
1-3/4" door thickness	SS118
2" door thickness	SS138
2-1/4" door thickness	SS158
Curved Lip ANSI Strike	
1-3/4" door thickness	SA114 (standard)
2" door thickness	SA138
2-1/4" door thickness	SA158

Finish

Description	Specify
US3 Bright Brass	605
US4 Satin Brass	606
US9 Bright Bronze	611
US10 Satin Bronze	612
US10B Dark Oxidized Satin Bronze, oil rubbed	613
US10BE Dark Oxidized Satin Bronze - Equivalent	613E
US14 Bright Nickel Plated	618 ¹
US15 Satin Nickel Plated	619 ¹
US26 Bright Chromium Plated	625 ¹
US26D Satin Chromium Plated	626 ¹
Satin Chromium Plated with MicroShield	626C ^{1,3}
US32 Bright Stainless Steel	629 ²
US32D Satin Stainless Steel	630 ²
— Satin Stainless Steel with MicroShield®	630C ^{2,3}
— Black Suede Powder Coat	BSP ¹
— White Suede Powder Coat	WSP ¹

1. Outside trim only
2. Not available on lever trim or T34 trim
3. Finish available with MicroShield® antimicrobial coating.

Lock/Cylinder Finish

Lock	Cylinder/Core*
605,606,611,612,613,613E,722	606
618,619,625,626,626C,629,630,630C,WSP	626
BSP	BSP

*Finish when cylinder provided with lock

Door Height (SVR Only)

Door	Specify
7'0"	H0700
7'2"	H0702
7'6"	H0706
8'	(standard)
8'6"	H0806 (ED3400 device only)
9'	H0900 (ED3400 device only)
10'	H1000 (ED3400 device only)

Handing

Hand	Specify
Right Hand Reverse	RHR
Left Hand Reverse	LHR

Door Width

Door	Specify
36" (914mm)	(standard)
48" (1219mm)	W048

Door Thickness

Door	Specify
1-3/4" (44mm)	(standard)
2" (51mm)	D200
2-1/4" (57mm)	D214

How to Specify

ED3000 Series

Suggested Specification ED3000 Series

All exit devices shall be ED3000 Series Crossbar Exit Devices as manufactured by Corbin Russwin Architectural Hardware.

The maximum projection shall be 4" (102mm) and 2-7/8" (74mm) when crossbar is depressed. Exit devices shall have matched twin cases mounted with concealed fastening screws and shall be constructed of brass, bronze or stainless steel. Non-matched twin cases shall not be acceptable. Crossbar lever arms shall be drop forged.

Crossbar must have minimum wall thickness of .062" or be reinforced. Main arm pivots and springs shall be stainless steel. Crossbars and arms shall be counter balanced by springs in both center case and hinge style cases. All exit devices shall be of chassis mounted unit construction with removable covers. Top and bottom rods of vertical rod devices shall be a minimum of 3/8" diameter.

Panic listed exit devices shall have dogging standard. Dogging screws shall seat into heat-treated pivots for long life and minimum wear. All crossbars on exit devices to be locked down by inside dogging feature accomplished by depressing crossbar and turning key.

All exit devices shall have ample allowances for easy alignment.

Trims shall be through-bolted with concealed fasteners. Escutcheon and pull trims shall be constructed of brass, bronze or stainless steel. All lever trims shall use cast levers. Wrought levers shall not be acceptable. Lever trims shall match those on Corbin Russwin Mortise and Cylindrical Locksets.

All devices and trims shall be furnished in architectural finishes.

All devices shall be listed by Underwriters Laboratories (UL) for safety as panic hardware. Fire-rated devices shall be UL listed for mortise: 4' x 7'2" single and 8' x 7'2" pair; rim and surface vertical rod - 4' x 8' single and 8' x 8' pair.

Certification:

ANSI A156.3, Grade 1

ANSI A156.3, Grade 2 (ED3400 Series)

ANSI A117.1 Accessibility Code

California State Fire Marshal pursuant to section 13144.1 of the California Health and Safety Code.

ADA Complaint

All devices, trims and cylinders shall be from one manufacturer.

All mechanical devices and trims shall carry a one-year limited warranty.

The ASSA ABLOY Group is the global leader in access solutions. Every day, we help billions of people experience a more open world.

ASSA ABLOY Opening Solutions leads the development within door openings and products for access solutions in homes, businesses and institutions. Our offering includes doors, frames, door and window hardware, mechanical and smart locks, access control and service.



For additional information, contact your
ASSA ABLOY Door Security Solutions
sales consultant or visit www.corbinrusswin.com.

In U.S.

Corbin Russwin
Architectural Hardware
225 Episcopal Road
Berlin, CT 06037
Phone: 800-543-3658
Fax: 800-447-6714
www.corbinrusswin.com

In Canada

ASSA ABLOY Door
Security Solutions Canada
160 Four Valley Drive
Vaughan, Ontario
Canada L4K 4T9
Phone: 800-461-3007
Fax: 800-461-8989
www.assaabloydss.ca

MicroShield®

As part of their promise to provide innovative solutions to their customers, certain ASSA ABLOY Group brands offer the MicroShield® technology, a silver-based antimicrobial coating designed to inhibit the growth of bacteria.

Microshield® is a registered trademark of ASSA ABLOY Access and Egress Hardware Group, Inc.



The Agion antimicrobial is not intended as a substitute for good hygiene. Coated products must still be cleaned to ensure the surfaces will be free of destructive microbes. ASSA ABLOY makes no representations or warranties, express or implied, as to the efficacy of the Agion antimicrobial. A copy of the Agion warranty is available upon request. Agion is a registered trademark of Agion Technologies, Inc., Wakefield, MA, USA.