

MOUNTING INFORMATION

- For Non-Fire Rated Exit Devices:
Sex nuts or through bolts
are recommended for wood core, wood
and plastic covered composite doors
and any type of door without
reinforcements.

**SINGLE DOOR
APPLICATIONS ONLY**

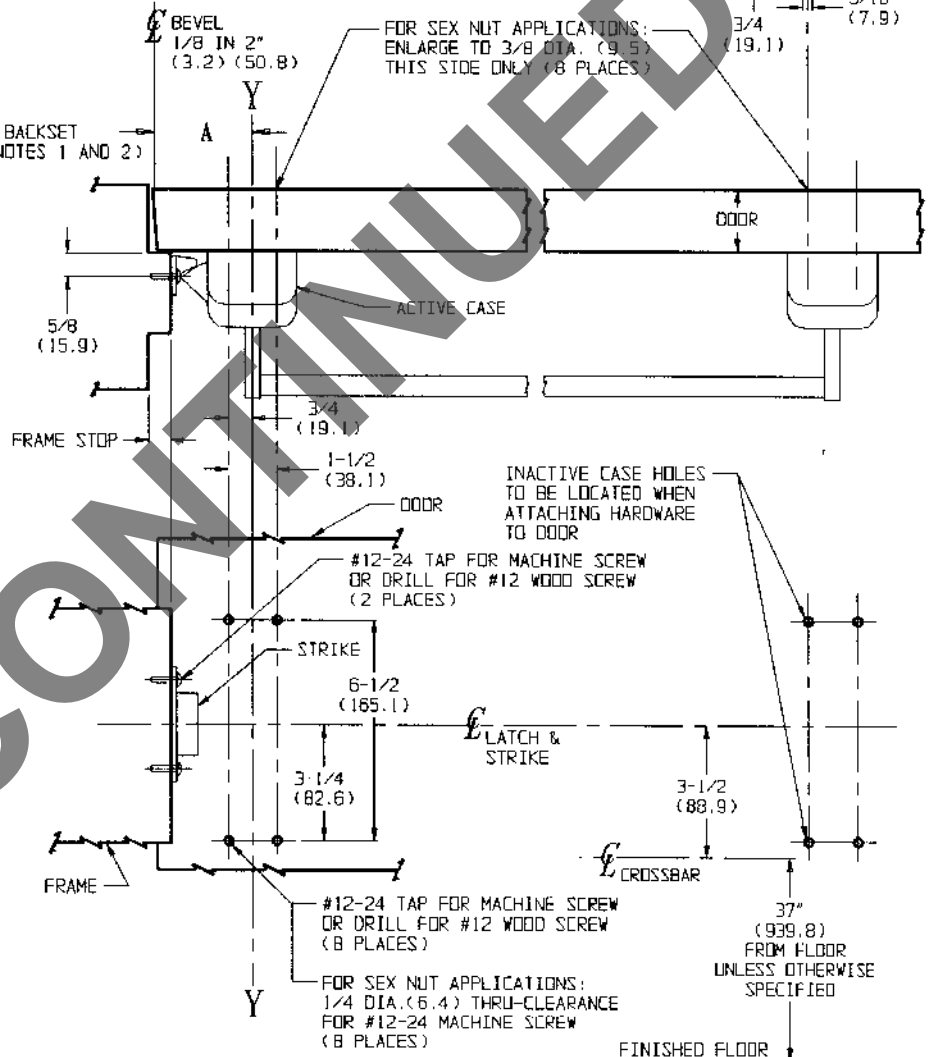
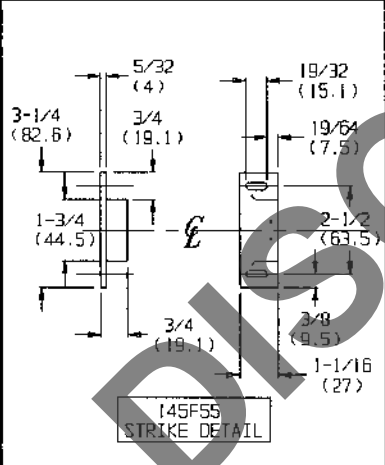
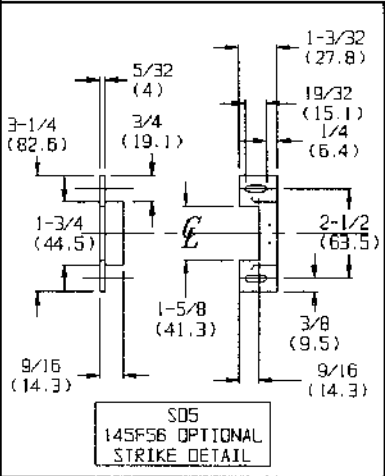
TEMPLATE CROSS REFERENCE

DESCRIPTION	TEMPLATE
ED6200 SERIES x S04	T30589
ED6200 x ED6400 x S02	T30569
508, 510 MULLION	T30503
708A (KM), 710 (KM) Mullion	T30943
707 (KM) Mullion	T30943

STRIKE	FRAME STOP	BACKSET A	MINIMUM STYLE
145F55	5/8 (15.9)	2-23/32 (69.1)	4-1/8 (104.8)
	1/2 (12.7)	2-19/32 (65.9)	4" (101.6)
145F56 OPTIONAL	5/8 (15.9)	2-17/32 (64.3)	3-15/16 (100)
	1/2 (12.7)	2-13/32 (61.1)	3-13/16 (96.8)

**LHR SHOWN
RHR OPPOSITE**

SEX NUT DETAIL



NOTES:

- BACKSET IS MEASURED FROM CENTERLINE OF BEVEL WHICH IS CENTERPOINT OF DOOR THICKNESS.
- CAUTION:** THIS TEMPLATE IS FOR SINGLE DOOR APPLICATIONS ONLY. REFER TO APPROPRIATE MULLION TEMPLATE FOR DOUBLE DOOR APPLICATIONS. NOTE THAT THE BACKSET DIMENSION FOR SINGLE DOORS DIFFERS FROM THE BACKSET FOR DOUBLE DOORS.
- FOR PREPARATION OF TRIM, REFER TO SEPARATE TEMPLATE.
- DIMENSIONS GIVEN IN INCHES AND (MM).

INSIDE FACE OF DOOR
(DEVICE SIDE)

**ED6200 Series
Rim Panic Exit Devices
Application to Metal or Wood / Composite Doors**



SUPERSEDES	T30566	Do Not Scale Drawing
Template Number	T30566-1	Date 9/99