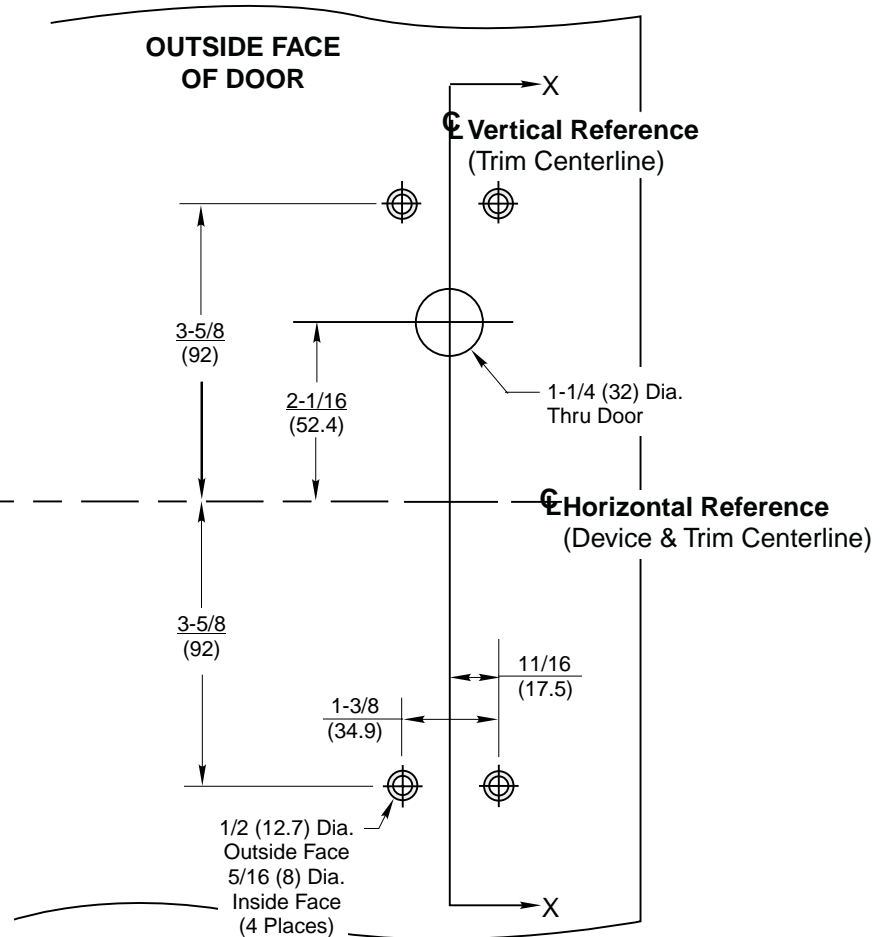
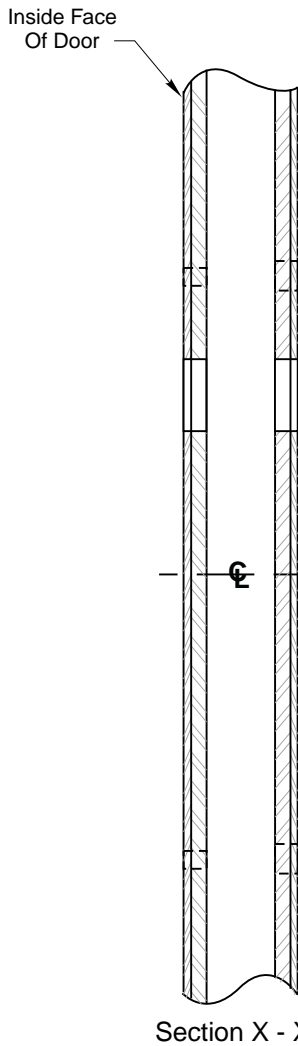
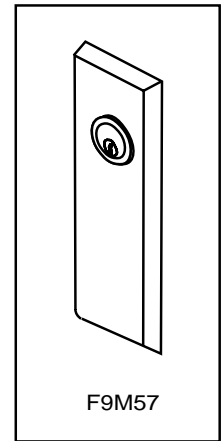


Notes:

1. This template is an addition to the device template. Locate centerlines using horizontal and vertical references on device template.
2. Do not scale drawing.
3. Dimensions are in inches (mm).
4. LHR door shown. Preparation is typical for both door hands.
5. For door reinforcement see template T30800.
6. Prepare mounting holes when installing trim.
7. Provide adequate internal support to prevent door deformation from bolting trim to the device.



F9M57 Trim
For Use With IK (INTELLIKEY) Exit Devices
ED5600 Series Mortise Exit Devices
Metal Door Preparation



SUPERSEDES	DO NOT SCALE DRAWING
TEMPLATE NUMBER	DATE
T30966	11-01