



**Corbin
Russwin** 
ASSA ABLOY



FE5400S Series

Product Catalog

Experience a safer
and more open world

Overview/Applications and Listings

FE5400S Series Multi-Point Exit Device Latching System

Table of Contents

- Overview 2
- Applications and Listings..... 2
- Features 3
- Functions 5
- Trims and Functions 6
- Muséo Levers..... 10
- Electrified Exit Devices..... 12
- Mullions..... 17
- Options & Accessories 18
- Cylinders..... 18
- Facts & Figures..... 19
- Quick Codes 20
- How to Order 23
- Architectural Specifications..... 24

www.corbinrusswin.com

The Corbin Russwin FE5400S Series is a robust three-point latching system engineered to help protect lives by securing community shelter entries. Extra-heavy duty steel components secure the door to the frame – at the top, bottom and center latch points – fortifying the opening to withstand extreme wind speeds and flying debris.


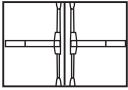
Typical applications include doors located in:

- › Community Shelters and Safe Rooms
- › Corporate Campuses
- › Schools
- › Healthcare Facilities
- › Government Facilities

Features

- › Three point auto deadlocking system
- › All three latching points are activated automatically when the door is closed
- › UL Listed and certified in accordance with FEMA P-320 (2014), FEMA P-361 (2015) and ICC 500 (2014/2020)
- › UL 3-hour fire rating
- › Available with a variety of trim styles and finishes
- › Through-bolts on door for solid attachment
- › Fortified with high tensile alloy Holo-Krome® fasteners.

Applications and Listings

Single Door	UL Listing	Minimum Opening (W x H)	Maximum Opening (W x H)	Application	
SecureBolt® x Surface Vertical Rod FE5400S FE5400SA	Panic 3 Hr. Fire	3'0" x 6'8" 3'0" x 6'8"	4' x 8' 4' x 8'	Surface applied; three-point latching.	
Pairs of Doors	UL Listing	Minimum Opening (W x H)	Maximum Opening (W x H)	Application	
SecureBolt® x Surface Vertical Rod FE5400S x FE5400S FE5400SA x FE5400SA	Panic 3 Hr. Fire	6'0" x 6'8" 6'0" x 6'8"	8' x 8' 8' x 8'	Two independent doors with three-point latching. Swinging in the same direction with mullion.	

Features

FE5400S Series Multi-Point Exit Device Latching System

Handing

- › Device is non-handed.
- › Lever trim is handed.

Bar Length

- › Standard: 36" (914mm) bar fits 36" (914mm) door.
- › Optional: 42" (1067mm) bar fits 37" -42" (940mm-1067mm) door; specify W042
- › Optional: 48" (1219mm) bar fits 36" -48" (914mm-1219mm) door; specify W048.
- › Consult factory for additional lengths.

Door Height

- › 7'0" standard (Can be cut down to 6'8")
- › Optional: 7'2"; specify H0702
- › Optional: 7'6"; specify H0706
- › Optional: 8'0"; specify H0800

Door Thickness

- › 1-3/4" (44mm) standard.

Latchbolts

Top Latch

- › 5/8" stainless steel latch housing. Through hardened steel latchbolt, with 7/8" projection fortified with 1/4-20 steel Holo-Krome-mounting screws.

Center Bolt

- › Full 3/4" (19mm) projection, 1" (25mm) wide, positive deadlocking by auxiliary bolt.

Bottom Bolt

- › 7/8" square stainless steel bolt with 5/8" projection.

Materials

- › Latchbolt: Nickel steel. Slide-action deadbolt with positive deadlocking by auxiliary bolt. Two-piece deadbolt mechanism utilizing a roll back lever which eliminates any contact (friction) with the strike during relocking.
- › Device: Heavy duty cold forged steel chassis; heavy gauge steel mechanisms, electroplated for corrosion resistance; finished parts are brass, bronze or stainless steel; stainless steel springs; nylon bearings

Projection

- › 3-1/4" (83mm) active, 2-3/4" (70mm) dogged.

Dogging

- › Standard on panic-rated devices; single-point 1/4 turn hex key dogging.
- › Optional: less dogging, specify M51.
- › Optional: cylinder dogging; specify M52.
- › Mechanical dogging not available on fire-rated devices.

Fasteners

- › Standard on both panic devices and fire-rated devices: sex nuts and bolts.

End Cap Reinforcement (Standard)

- › A solid steel plate, welded to the end bracket, evenly distributes impact forces over a larger surface area, eliminating point loading.

Strikes

Center Bolt Roller Strike

- › Surface mounted 3/8" (10mm) diameter roller strike, complete with positive locking plate and shims, assuring low friction relocking for a long, trouble-free life.
- › Supplied with locking plate and two 1/16" (1.6mm) shims. For doors with 1/2" (13mm) or 5/8" (16mm) stop. Adjustable to compensate for shrinkage and swelling of door. 3-1/2" x 1-1/4" (89mm x 32mm).

Bottom Strike

- › Black nylon coated stainless steel
- › 2-3/4" (70mm) x 2-5/16" (58mm) x 1/2" (13mm)

Interlock Bracket

- › Black powder coated
- › Complies with all life safety, fire, and windstorm codes while increasing security
- › Works on single and pairs of doors with removable mullion
- › No additional door or frame preparation or reinforcement required

Functions and Trims

- › Through-bolted lever, knob, pull, thumbpiece and electrified trims available with wide range of functions; see Trims and Functions, pages 6-11.

Electronics

- › The FE5400S Series offers electrified options, including electrically controlled trim. All options can be tied into existing security and fire alarm systems for easy monitoring. See page 11.

Mullion

- › Removable Mullion
- › See Mullions, page 15.

Cylinders

- › Cylinder not included unless specified. See Quick Codes, page 18.

Warranty


Seven-year limited.

Certification/Compliance

- › UL/cUL Listed:
 - FVSR/FVSR7 - Panic Hardware
 - GXHX/GXHX7 - Fire Exit Hardware, up to and including 3 hr. (A)
 - ZHLA - Windstorm Rated Assemblies (3'0" x 7'0" up to and including 4'0" x 8'0" singles; 6'0" x 7'0" up to and including 8'0" x 8'0" pairs)
- › Any retrofit or other field modification to a fire-rated or windstorm-rated opening can potentially impact the rating of the opening, and Corbin Russwin, Inc. makes no representations or warranties concerning what such impact may be in any specific situation. When retrofitting any portion of an existing fire-rated or windstorm-rated opening, or specifying and installing a new fire-rated or windstorm-rated opening, please consult with a code specialist or local code official (Authority Having Jurisdiction) to ensure compliance with all applicable codes and ratings.
 - › FEMA 320 (2014)
 - › FEMA 361 (2015)
 - › ICC 500 (2014/2020)
- › Fully integrated - **FE5400S Series is part of a complete ASSA ABLOY tornado and hurricane shelter solution requiring Ceco StormPro® Series and Curries StormPro® Series doors and frames and McKinney® StormPro® hinges.**
 - › ANSI A156.3 - 2008 Grade 1


Features

FE5400S Series Multi-Point Exit Device Latching System




Top Latch

5/8" stainless steel housings, 3/4" projection with 1/8" door gap




Center Bolt

Full 3/4" (19mm) projection, 1" (25mm) wide, positive deadlocking by auxiliary bolt



Bottom Bolt

7/8" square stainless steel bolt with 5/8" projection



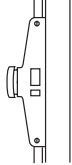
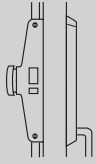
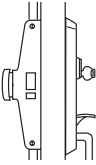
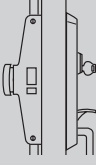
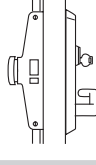
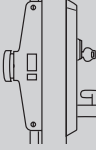
Center Bolt Roller Strike

Surface-mounted 3/8" (10mm) diameter roller strike, complete with positive locking plate and shims, assuring low friction relocking for a long, trouble-free life.

Functions

FE5400S Series Multi-Point Exit Device Latching System

Trim

FE5400S Outside Inside	Series/ Function	ANSI No.	Function Description
	Exit Only	01	Exit only; no trim.
	Dummy	02	Entrance by trim when actuating bar is dogged down.
	Classroom*	05	Entrance by thumbpiece. Key locks or unlocks thumbpiece.
	Storeroom (Thumbpiece Active)	06	Entrance by thumbpiece only when released by key. Key removable only when locked.
	Classroom*	08	Entrance by knob or lever. Key locks or unlocks knob or lever.
	Storeroom (Grip Active)	09	Entrance by knob or lever only when released by key. Key removable only when locked.

*Classroom function trims can be converted to Storeroom function by a simple field adjustment.


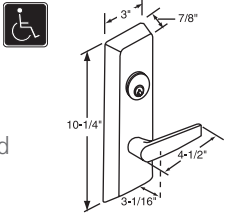

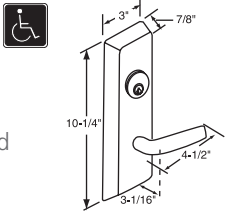

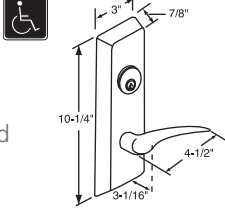

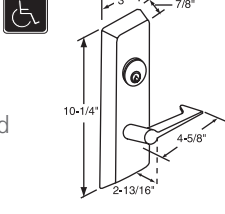

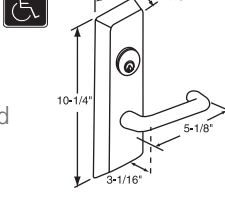
Heavy-Duty Trim Designs and Functions

FE5400S Series Multi-Point Exit Device Latching System

Features:

- Free Wheeling vandal-resistant design
- Beveled edges

- Through-bolted to exit device
- Flush cylinder with 6-pin cylinder applications
- 7-year limited warranty

Pull Trim Design	Trim Function		
	Dummy ANSI No. 02	Classroom ANSI No. 08	Storeroom ANSI No. 09
 <p>ARMSTRONG A9 Lever: Cast Escutcheon: Forged Cylinder: Rim</p> 	A950	A955 ¹	A959
 <p>CITATION C9 Lever: Cast Escutcheon: Forged Cylinder: Rim</p> 	C950	C955 ¹	C959
 <p>DIRKE D9 Lever: Cast Escutcheon: Forged Cylinder: Rim</p> 	D950	D955 ¹	D959
 <p>ESSEX* E9 Lever: Cast Escutcheon: Forged Cylinder: Rim</p> 	E950	E955 ¹	E959
 <p>LUSTRA* L9 Lever: Cast Escutcheon: Forged Cylinder: Rim</p> 	L950	L955 ¹	L959

* Complies with codes requiring lever to return to within 1/2" (13mm) of door face.

1. Classroom function trims can be converted to Storeroom function by a simple field adjustment.

Heavy-Duty Designs and Functions

FE5400S Series Multi-Point Exit Device Latching System

Features:

- Free Wheeling vandal-resistant design
- Beveled edges
- Through-bolted to exit device
- Flush cylinder with 6-pin cylinder applications
- 7-year limited warranty

Pull Trim Design		Trim Function		
		Dummy ANSI No. 02	Classroom ANSI No. 08	Storeroom ANSI No. 09
	<p>NEWPORT* N9 Lever: Cast Escutcheon: Forged Cylinder: Rim</p>  	N950	N955 ¹	N959
	<p>REGIS R9 Lever: Cast Escutcheon: Forged Cylinder: Rim</p>  	R950	R955 ¹	R959
	<p>PRINCETON* PR9 Lever: Cast Escutcheon: Forged Cylinder: Rim</p>  	PR950	PR955 ¹	PR959

* Complies with codes requiring lever to return to within 1/2" (13mm) of door face.

1. Classroom function trims can be converted to Storeroom function by a simple field adjustment.

Heavy-Duty Designs & Functions

FE5400S Series Multi-Point Exit Device Latching System

Features:

- Free Wheeling vandal-resistant design
- Beveled edges
- Through-bolted to exit device
- Flush cylinder with 6-pin cylinder applications
- 7-year limited warranty

Pull Trim Design	Dummy ANSI No.	Trim Function	
		Classroom ANSI No.	Storeroom ANSI No.
 <p>FRASCATI FR9 Lever: Cast Escutcheon: Forged Cylinder: Rim</p> 	FR950	FR955 ¹	FR959
 <p>MERLOT M9 Lever: Cast Escutcheon: Forged Cylinder: Rim</p> 	M950	M955 ¹	M959
 <p>ZINFANDEL Z9 Lever: Cast Escutcheon: Forged Cylinder: Rim</p> 	Z950	Z955 ¹	Z959

MUSÉO. Available with *Muséo* Collection levers.


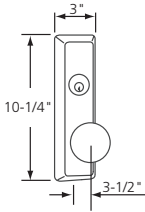

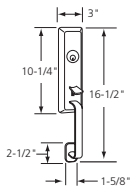

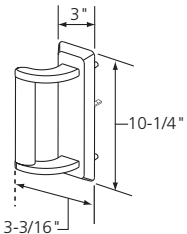
1. Classroom function trims can be converted to Storeroom function by a simple field adjustment.

Utility Trim Designs & Functions

FE5400S Series Multi-Point Exit Device Latching System

Features:

















































- Free Wheeling vandal-resistant design
- Beveled edges
- Through-bolted to exit device
- Flush cylinder with 6-pin cylinder applications
- 7-year limited warranty

Pull Trim Design	Trim Function		
	Dummy ANSI No. 02	Classroom ANSI No. 05/08	Storeroom ANSI No. 09
 <p>G900 TRIM Knob: Wrought Escutcheon: Forged Cylinder: Rim</p> 	G950	G955 ¹	G959
 <p>TH900 TRIM Pull: Extruded Escutcheon: Forged Cylinder: Rim</p> 	TH950	TH955 ¹	TH959
 <p>OFFSET PULL P9 Pull: Extruded Escutcheon: Forged Specify Hand. Field Reversible.</p> 	P950	N/A	N/A

1. Classroom function trims can be converted to Storeroom function by a simple field adjustment.

Muséo Levers

FE5400S Series Multi-Point Exit Device Latching System

Lever Designs (Choose from list below)	Functions				How to Order Example: Trim x Function # 102957			
	Dummy ANSI No. 02 Function #950	Classroom ANSI No. 08 Function #955	Nightlatch ANSI No. 03 Function #957	Storeroom ANSI No. 09 Function #959				
Muséo®								
Georgia								
	102	103	104 ⁴	124 ²	125 ²			
Salvador								
	106	107	108	109	110	123 ²	128 ²	
Marc								
	111 ⁴	112 ⁴	114 ⁴	115 ⁴	116 ⁴	130 ^{2,4}	131 ^{2,4}	132 ^{2,4}
Jackson								
	105 ⁴	117 ⁴	119 ⁴	121 ⁴	126 ^{2,4}	127 ^{2,4}		
Piet*								
	21G	21L	21M	21S	23M	25M	27M	
Joseph ³								
	133	134 ²	135	136 ²	137	138 ²		
Georges								
	139	140	141	142	143			
Laszlo								
	147	148	149	150				

*See page 11 for how to order the Muséo® Piet Lever Collection.

1. Classroom function trims can be converted to Storeroom function by a simple field adjustment.

2. Complies with codes requiring lever to return to within 1/2" (13mm) of door face.

3. 135-138 contain white or black polycarbonate insert

4. Not available in 32D or 32 finish

How to Order the Muséo® Piet Levers

FE5400S Series Multi-Point Exit Device Latching System

Muséo® Piet Lever Collection Trim and Finish Options



Grooved Insert
21G



Leather Insert
21L



Polished with
Satin Insert
21M



Santoprene™
Insert
21S



With Raised Band
23M



Plain
25M



Plain with Two
Grooves
27M

Piet Finish Codes

BHMA/ASSA ABLOY Finish	Piet Code*	Description
630	30	Satin Stainless Steel
629	29	Bright Stainless Steel
613E	3E	Dark Oxidized Satin Bronze, Equivalent
BSP	BS	Black Suede Powder Coat
WSP	WS	White Suede Powder Coat
N/A	BK	Black (Santoprene™ or leather insert)
N/A	BN	Brown (leather insert)
N/A	00	No Insert

*Code used to specify Piet Collection finishes only. Use available finishes list to specify desired finish when ordering.

Piet Lever Descriptions & Available Finishes

Lever Designation	Lever Description	Available Finishes (as ordered)
21G	Grooved Insert	292929, 303030, 3E003E, BS00BS, WS00WS
21L	Leather Insert	29BK29, 29BN29, 30BK30, 30BN30, 3EBK3E, 3EBN3E, BSBKBS, BSNBBS, WSBKWS, WSNBWS
21M	Metallic Insert	293029** only
21S	Santoprene Insert	29BK29, 30BK30, 3E003E, BS00BS, WS00WS
23M	Raised Band	290029, 300030, 290030**, 3E003E, BS00BS, WS00WS
25M	Plain	290029, 300030, 3E003E, BS00BS, WS00WS
27M	Two Grooves	290029, 300030, 3E003E, BS00BS, WS00WS

**Two-tone finish - grip of lever is 630, balance of lever is 629. Escutcheon finish will be 618.

Ordering Examples

Trim Only

Quantity	Trim/Function	Lever Finish	Hand
2	21M959	293029	RHR

In this example the escutcheon finish will be supplied in 618.

Exit Device with Trim

Quantity	Exit Device	Trim/Function	Lever Finish	Exit Bar Finish	Hand	Cylinder Option	Door Thickness	Optional Strike	Door Width
2	FE5400S	21G9M59	303030	630	LHR	6P	D200	SB214	W048

Electrified Trim

FE5400S Series Multi-Point Exit Device Latching System

Electrically Controlled

Heavy-Duty Trim

Electrically controlled trim provides electric locking and unlocking of the 900 Series heavy-duty lever trim. It easily retrofits into existing applications and is ideal for door control.

Advantages

- Available in Fail Safe or Fail Secure operation
- 24VAC/VDC
- Internal rectifier accepts AC or DC voltage
- Free Wheeling lever when locked
- Key override (specify cylinder)
- Plug connector with 4' wire lead (Exit device can be used as the wire raceway)

Trim

Utilizes all 900 series trim lever designs including the Vineyard™ Collection

Electrical Specifications

- Solenoid: 330 mA @ 24 Volts - continuous duty
- Security Monitor Switch (M98): 4 AMP @ 250VAC

Door Thickness

1-3/4" (44mm) standard.

Optional: 2" (51mm); specify D200.

Optional: 2-1/4" (57mm); specify D214.

Cylinder

Cylinder not included unless specified. See Quick Codes, page 18.

How to Order

See page 21 for how to order.



Electrically Controlled
Heavy-Duty Trim

Electrified Functions

FE5400S Series Multi-Point Exit Device Latching System

Functions

Fail Secure

The x9905 trim is locked when power is off and unlocked when power is on.

	Description
x9905 (Fail Secure)	<ul style="list-style-type: none"> • Lever is locked when power is off (Free Wheeling) • Power on allows entry from trim • Inside device is always active for egress • Mechanical key override (09 Function – Key allows lever to retract latch bolt. Key can only be removed in locked position.)

Options

M92	Touchbar Monitor
M93	Trim Monitor

Electrified Options

FE5400S Series Multi-Point Exit Device Latching System

Monitors - M92, M93

Operation

Monitors are used to indicate the authorized and unauthorized use of an opening or to signal and control other opening hardware, such as magnetic locks. Each monitoring device is equipped with one internal single-pole double-throw (SPDT) switch per monitor.

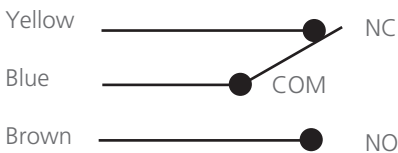
Touchbar Monitoring - M92 Request to Exit - REX

Provides indication of the pushpad being depressed. Used as a request to exit to shunt alarm systems, release electromagnetic locks or monitor egress.

Listings
UL listed for both Panic and Fire Exit Hardware.

Electrical Specifications
4 Amps @ 250 VAC contacts

Ordering
Specify Quick Code M92.



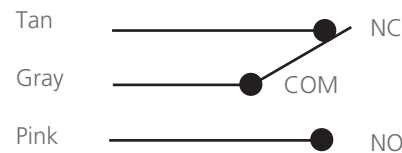
Outside Monitoring or Signaling - M93

Provides indication of the device being operated from the outside. Used as a request to enter signal switch to shunt alarms; also used to monitor entry.

Listings
UL listed for both Panic and Fire Exit Hardware.

Electrical Specifications
5 Amps @ 28VDC SPDT contacts

Ordering
Specify Quick Code M93.



Electrified Options & Accessories

FE5400S Series Multi-Point Exit Device Latching System

BPS Power Supply

Operation

Power supplies are designed to provide reliable filtered and regulated power for long life to a variety of electrified hardware components. Recommended for electric trim.

Features

- Individual output circuit breakers
- Regulated and filtered fuse protected outputs
- LEDs monitor zone status (voltage or no voltage)
- Slide switches connect or disconnect load from power (Not available on 1 Amp supplies)
- Internal Back-Up battery charging circuit
- Rugged steel enclosure
- Fire alarm interface

Electrical Specifications


- Inputs: 120VAC
- Outputs: 24 VDC @ 1 Amp, 2 Amp or 4 Amp, Filtered and regulated outputs

Listings

- UL-cUL CLASS 2
 - Signal Appliances
 - Access Control System Units
 - Special Locking Arrangements - Component
- CE

Applications

- 9903 – Fail Safe
- 9905 – Fail Secure



Note: Batteries are not included with the BPS power supply.

Model	Enclosure	Input	Output
BPS-24-1	12" (304mm) x 9" (229mm) x 4" (102mm)	120VAC	1.0 Amp @ 24 VDC
BPS-24-2	14" (356mm) x 14" (356mm) x 4" (102mm)	120VAC	2.0 Amp @ 24 VDC
BPS-24-4	15" (381mm) x 18" (457mm) x 6" (152mm)	120VAC	4.0 Amp @ 24 VDC

Electrified Options & Accessories

FE5400S Series Multi-Point Exit Device Latching System

Requirements for Electrical and Data Transfer

To answer the demand for “smart” electronic access control and locking solutions that require fast, easy, and cost-effective installation, ASSA ABLOY Group brands use the *ElectroLynx*® standardized plug-in connectors and color-coded wiring system.

With *ElectroLynx*, doorway components come pre-wired for easy hookup to the power source. Key to the system is the transfer device hinge that carries power from the frame to the locking hardware.

Features of *ElectroLynx*:

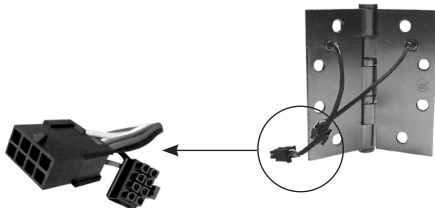
- Makes it easy to bring power to the locking hardware
- Wires have connectors that snap together, like plugging a telephone into a jack

To connect FE5400S Series Multi-Point Exit Device Latching System hardware to the electronic access control system, the following items are required:

- FE5400S Series Multi-Point Exit Device Latching System
- ASSA ABLOY Door Group pre-wired door, or *ElectroLynx* retrofit cable (order from McKinney)
- Electronic transfer device (*ElectroLynx* electronic transfer hinge or Electrical Power Transfer with standard hinge, from McKinney)
- *ElectroLynx* cable from the hinge to above the ceiling (order from McKinney)

Information regarding cable selection, hinge requirements and order strings can be found in the McKinney Transfer Device Solutions catalog. Consult 800-810-WIRE (9473) with questions on application specifications and requirements.

The McKinney QC8 *ElectroLynx* Hinge is recommended for the 9903 function, the 9905 function and all options with the exception of M93. The McKinney QC12 *ElectroLynx* Hinge is recommended for the M93 option.



Mullions

FE5400S Series Multi-Point Exit Device Latching System



Mullions

May be quickly and easily removed when a full double door opening is temporarily required.

Materials and Finish

Steel mullions, 2" x 3" with malleable iron top and bottom retainers; furnished with zinc-plated fasteners for metal frames and concrete floors. May be cut, drilled and tapped in the field. Mullion and Mullion retainers are prime coat red paint.

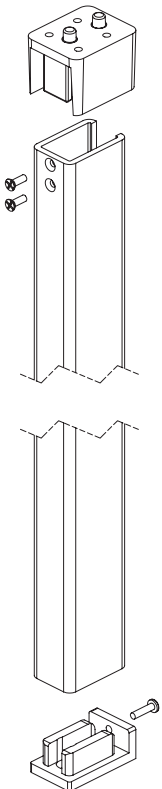
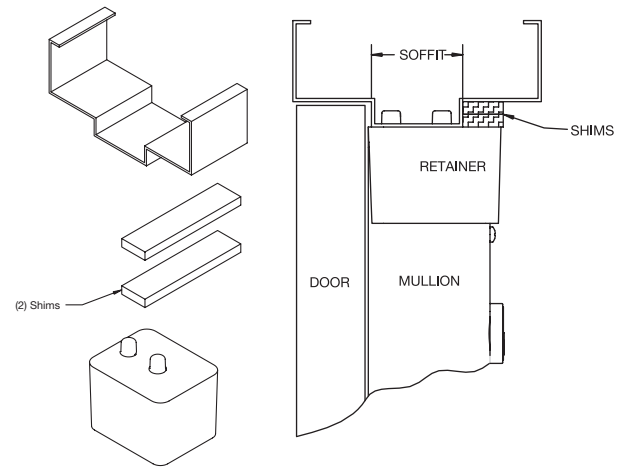
Options

Mullion Stabilizer Kit

Controls the movement of the mullion. Recommended for openings over 7' high, or whenever door movement must be minimized. To order with mullion, specify M57. To order separately, specify Part No. 653F11-1 x 628 (aluminum).

Spacer Block

Recommended for double rabbeted frames where the stop face width is less than the mounting hole spacing and also for door frames 5-3/4" (176mm) or less. To order with a mullion, specify M95. To order separately, specify Part No 683F29-8.



How to Order

Removable Mullions

Door Height	Description	Specify Quick Code
7'0"	Steel Mullion - 3 Hour Fire Rated, Windstorm Certified	FE707A ¹
Over 7'0" to 8'0"	Steel Mullion - 3 Hour Fire Rated, Windstorm Certified	FE708A ¹

Notes:

¹ For use with UL listed door assemblies that comply to FEMA P-320 (2014), FEMA P-361 (2015) and ICC 500 (2014/2020).

For the latest listings on compliant door assemblies visit our website at corbinrusswin.com

Options & Accessories/Cylinders

FE5400S Series Multi-Point Exit Device Latching System

Surface Vertical Rod Extension Kits

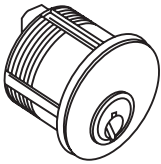
Used to extend the height of standard length rods supplied with vertical rod exit devices. Available in 2", 6" and 12" sizes. To order with exit device, see Quick Codes, page 18. To order separately, specify Part No. x Finish.

Rod Extension	Rod Extension Kit Part No.
2" (50mm)	655F15 x Finish
6" (152mm)	655F16 x Finish
12" (305mm)	655F17 x Finish

Note: Extending the height of the device above the listed door opening sizes does not carry windstorm certifications.

Cylinder Dogging

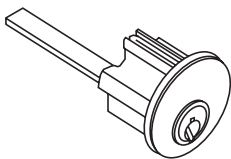
To order Cylinder Dogging with exit device, specify M52. Cylinder not included unless specified. Cylinder dogging not available for fire-rated devices. See Quick Codes, page 18.



Description	Part Number	Cylinder Ring
6-pin	1000-118-A02	N/A
7-pin	1000-114-A02-7	270F15
6-pin, IC	1080-11 4-A02	270F15
7-pin, IC	1080-112-A02-7	654F07
6-pin, IC, less core	1070-114-A02	270F07
7-pin, IC, less core	1070-112-A02-7	654F07
6-pin, Security	1010-118-A02	N/A
6-pin, Security IC	1090-114-A02	270F15
7-pin, Pyramid Security	1027-114-A02	270F15
7-pin, Pyramid Security IC	1037-114-A02	270F15
7-pin, Pyramid High Security	1020-114-A02	270F15
7-pin, Pyramid IC High Security	1030-114-A02	270F15

Cylinders

900 Series Trim Rim cylinders



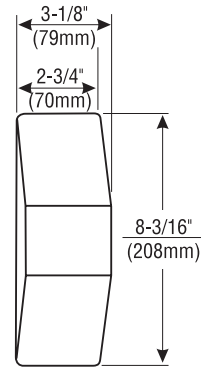
Description	Part Number	Cylinder Ring
6-pin	3000-058	N/A
7-pin	3000-058-7	422F88
6-pin, IC	3080-058	422F88
7-pin, IC	3080-058-7	686F98
6-pin, IC, less core	3070-058	422F88
7-pin, IC, less core	3070-058-7	686F98
6-pin, Security	3010-058	N/A
6-pin, Security IC	3090-058	422F88
7-pin, Pyramid	3020-058	422F88
7-pin, Pyramid IC	3030-058	422F88
Pyramid Security	3027-058	422F88
Pyramid Security	3037-058	422F88

Facts & Figures

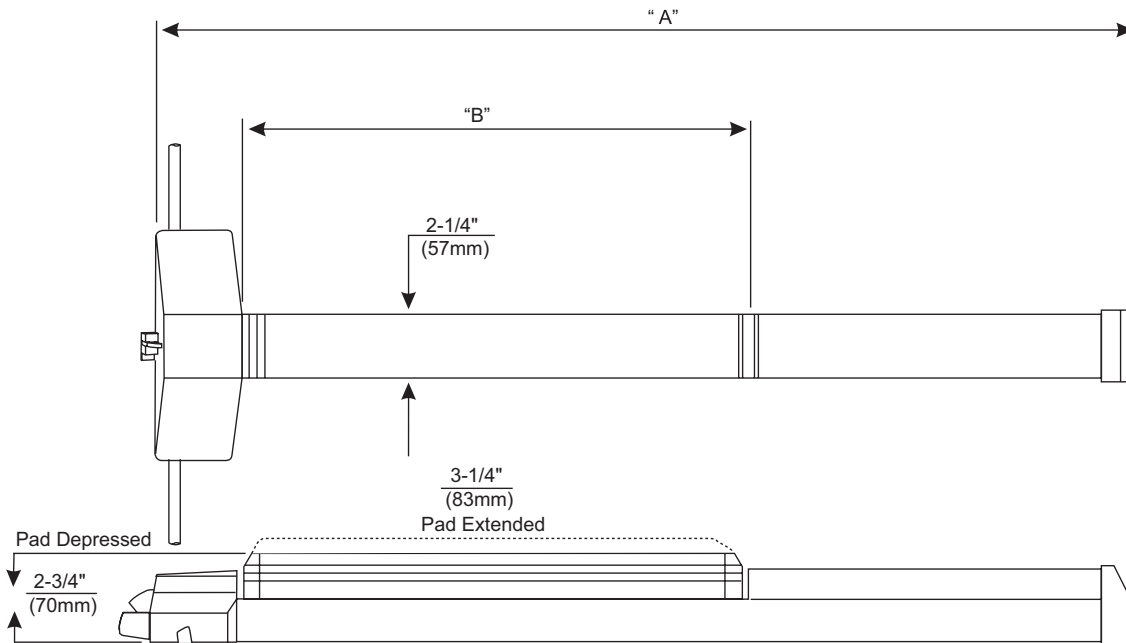
FE5400S Series Multi-Point Exit Device Latching System

FE5400S Series

Series	"A"	"B"
FE5400S x W032	28-7/8" (733mm)	18" (457mm)
FE5400S	32-7/8" (835mm)	18" (457mm)
FE5400S x W042	38-7/8" (987mm)	24" (610mm)
FE5400S x W048	44-7/8" (1140mm)	24" (610mm)



Cover Detail



Quick Codes

FE5400S Series Multi-Point Exit Device Latching System

Cylinder and Keying

Description	Specify
Less cylinder(s)	(standard)
Conventional 6-pin	6P
Conventional 7-pin	7P
Security	HS
Security interchangeable core (IC)	CHS
IC 6-pin	C6
IC 6-pin with temporary construction core (Red)	CT6R
IC 6-pin with temporary construction core (Blue)	CT6B
IC 6-pin with temporary construction core (Green)	CT6G
IC 6-Pin with temporary disposable core	CT6D
IC 6-pin less core	CL6
SFIC 6-pin with less core	CLS6
SFIC 6-pin with SFIC disposable temporary core	CT6SD
IC 7-pin (rim only)	C7
IC 7-pin with temporary construction core (Red)	CT7R
IC 7-pin with temporary construction core (Blue)	CT7B
IC 7-pin with temporary construction core (Green)	CT7G
IC 7-Pin with temporary disposable core	CT7D
IC 7-pin less core (rim only)	CL7
SFIC 7-pin with less core	CLS7
SFIC 7-pin with SFIC disposable temporary core	CT7SD
Access 3 - Patented	AP
Access 3 - Security	AS
Access 3 - High Security	AHS
Access 3 IC - Patented	ACP
Access 3 IC - Security	ACS
Access 3 IC- High Security	ACHS
Pyramid Security fixed core	PS
Pyramid Security IC	PCS
Pyramid Fixed Core	PHS
Pyramid IC	PCHS
Pyramid with temporary construction core	CTP
Pyramid less core	CLP
0-bitted with 2 blank keys	(standard)
Keyed random	KR
Construction master keyed	CMK

Cylinder and Keying (cont)

Description	Specify
Visual key control (VKC)	
No keying data stamped on key or cylinder	VKC0
Keys only	VKC1
Cylinders and keys (not for HS or CHS)	VKC2
Cylinders only (not for HS or CHS)	VKC3
Concealed key control (CKC)	
CKC cylinders with VKC keys	CKC2
CKC cylinders only	CKC3
2 keys per cylinder	(standard with cylinder)
Other than 2 keys	KY# (e.g., KY6)

Door Height

Door Height	Specify
7'0"	(standard)
7'2"	H0702
7'6"	H0706
8'0"	H0800

Door Width

Door Width	Specify
36" (914mm)	(standard)
42" (1067mm)	W042
48" (1219mm)	W048

Quick Codes

FE5400S Series Multi-Point Exit Device Latching System

Door Thickness

Door	Specify
2-1/4" (57mm)	D214

Finish

Description	Specify
US3 Bright Brass	605
US4 Satin Brass	606
US9 Bright Bronze	611
US10 Satin Bronze	612
US10B Dark Oxidized Satin Bronze, oil rubbed	613
US10BE Dark Oxidized Satin Bronze - equivalent	613E
US14 Bright Nickel Plated	618
US15 Satin Nickel Plated	619
US26 Bright Chromium Plated	625
US26D Satin Chromium Plated	626
Satin Chromium Plated with MicroShield®	626C
US32 Bright Stainless Steel	629
US32D Stain Stainless Steel	630
Stain Stainless Steel with MicroShield®	630C
— Black oxidized bronze, oil rubbed	722
— Black Suede Powder Coat	BSP

Removable Mullion

Description	Specify
Door frame filler block for double rabbeted frames	M95
Door frame angle bracket for aluminum frames	M96
Mullion stabilizer	M57
7'0" Steel Mullion - 3 Hour Fire Rated, Windstorm Certified	FE707A ¹
Over 7'0" to 8'0" Steel Mullion - 3 Hour Fire Rated, Windstorm Certified	FE708A ¹

1. For use with UL listed door assemblies that comply to FEMA P-320 (2014), FEMA P-361 (2015) and ICC 500 (2014/2020). For the latest listings on compliant door assemblies visit our website at corbinrusswin.com

Miscellaneous Options

Description	Specify
Knurling outside and inside (trim and device)	M20*
Knurling outside only (trim side)	M21*
Knurling inside only (device side)	M22*
Abrasive coat outside and inside (trim and device)	M23
Abrasive coat inside only (device side)	M24
Abrasive coat outside only (trim side)	M25
PathLite™ Photoluminescent Touchbar Cover	M49
Less dogging	M51
Cylinder dogging	M52
Parabolic escutcheon	M60

*All levers provided in a powder coat finish will be supplied with an abrasive coating

Handing

Hand	Specify
Right Hand Reverse	RHR
Left Hand Reverse	LHR

Quick Codes

FE5400S Series Multi-Point Exit Device Latching System

Electrified Options

Description	Specify
Request to Exit/Touchbar Monitoring or Signaling	M92
Outside Trim Monitoring or Signaling	M93
Security Monitor	M98*
Trim Gasket	M99

*9903/9905 trims only.

Electrified Accessories

Description	Part Number
Power supply 1.0 Amp @ 12 VDC output	BPS-12-1
Power supply 3.0 Amp @ 12 VDC output	BPS-12-3
Power Supply 1 Amp @ 24 VDC Output	BPS-24-1
Power Supply 2 Amp @ 24 VDC Output	BPS-24-2
Power Supply 4 Amp @ 24 VDC Output	BPS-24-4
SPDT Maintained Switch	MKA
SPDT Momentary Switch	MK
SPDT Momentary NS Switch	MKN
DPDT Momentary Switch	MK2
DPST Maintained (Al. Action) Switch	PB3EA
Sonalert 90lbs. @ 2 ft. 12-24VDC mounted on one gang stainless steel plate	PZ1
LEDs mounted on one gang stainless steel plate 12-24VDC (Red and Green)	ZLP-1
LEDs mounted on narrow gang plate (Red and Green)	ZLP
Concealed transfer for over 120° swing doors	EPTL

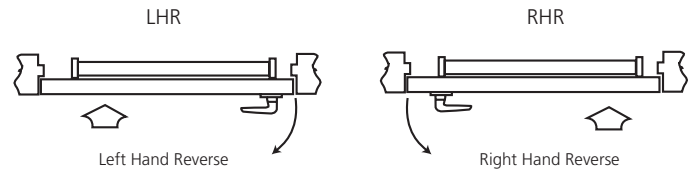
How to Order

FE5400S Series Multi-Point Exit Device Latching System

Ordering Examples

Exit Device Only

Quantity	Series/ Function	Finish	Hand	Misc. Options
65	FE5400S	626	RHR	M51



Trim Only

Quantity	Trim/ Function	Finish	Hand	Door Thickness
24	N955	625	RHR	D214

Note: Arrow () indicates secure side of door.

Exit Device with Trim

Quantity	Exit Device	Trim/ Function	Finish	Hand	Door Thickness	Door Width	Misc. Options
65	FE5400S	N955	605	LHR	D214	W048	M51

Contract/Detailed Order – Exit Device with Trim

Quantity	Keyset	Exit Device	Trim/ Function	Finish	Hand	Door Height	Door Width	Misc. Options	Cylinder Option
36	AA1	FE5400S	C955	626	LHR	H0800	W048	M52	7P

Exit Device with Electrified Trim

Quantity	Exit Device	Trim/ Function	Finish	Hand	Door Thickness	Door Width	Misc. Options
5	FE5400S	N9903	626	RHR	D214	W048	M98

Where to find ordering information and Quick Codes

Functions and Trims	Page 6
Removable Mullions	Page 15
Cylinders and Keying	Page 18
Door Height	Page 18
Door Width	Page 18
Finish	Page 19
Door Thickness	Page 19
Handing	Page 19
Miscellaneous Options	Page 19
Electrified Options	Page 20
Electrified Accessories	Page 20

Architectural Specifications

FE5400S Series Multi-Point Exit Device Latching System

FE5400S Series Multi-Point Exit Device Latching System

Multi-point exit device systems: Multi-point exit device auto deadbolt locking systems are engineered for use on entry door applications at windstorm safe shelter locations. Fortified steel construction secures the door to the frame at top, bottom and center latching positions. All three latching points shall be automatically activated when the device is closed and retracted with one single motion of pushbar operation upon exiting.

1. Provide three point locking system as part of an integrated door, frame, and exit hardware assembly UL approved severe windstorm rating in accordance with FEMA P-320 (2014), FEMA P-361 (2015) and ICC 500 (2014/2020).
2. Units shall be manufactured in compliance with NFPA 80 and NFPA 101 life-safety requirements and approved for usage on up to 3-hour, UL 10B or 10C fire rated openings.
3. Latchbolt construction:
 - a. Center latch: 3/4" (19mm) throw stainless steel slide action deadbolt with positive deadlocking by auxiliary bolt.
 - b. Top latch: Through-hardened steel latchbolt with 7/8" projection, and 5/8" stainless steel latch housing secured with 1/4-20 Holo-Krome fasteners.
 - c. Bottom Latch: 7/8" square stainless steel bolt with 5/8" projection.
4. Provide devices with heavy-duty, brass escutcheon trim and solid cast levers matching the design style and architectural finishes as the balance of the lockset and latches specified.
5. Heavy duty primed steel mullion is required for use with FE5400S Series when securing paired openings 6'0" x 7'0" to 8'0" x 8'0".
6. Cylinders and keying: Refer to separate part 2 Products - "Keying" paragraph sub-section for related keying requirements.
7. Three point locking system devices shall have seven-year limited warranty.

Notes

FE5400S Series Multi-Point Exit Device Latching System

The ASSA ABLOY Group is the global leader in access solutions. Every day, we help billions of people experience a more open world.

ASSA ABLOY Opening Solutions leads the development within door openings and products for access solutions in homes, businesses and institutions. Our offering includes doors, frames, door and window hardware, mechanical and smart locks, access control and service.



For additional information, contact your
ASSA ABLOY Door Security Solutions
sales consultant or visit www.corbinrusswin.com.

In U.S.

Corbin Russwin
Architectural Hardware
225 Episcopal Road
Berlin, CT 06037
Phone: 800-543-3658
Fax: 800-447-6714
corbinrusswin.com

In Canada

ASSA ABLOY Door
Security Solutions Canada
160 Four Valley Drive
Vaughan, Ontario
Canada L4K 4T9
Phone: 800-461-3007
Fax: 800-461-8989
www.assaabloydss.ca

MicroShield®

ASSA ABLOY Group companies offer MicroShield®, an anti-microbial coating for door hardware. MicroShield uses proven silver ion-based technology from Agion®, a leading provider of antimicrobial solutions, to stem the spread of bacteria and other microbes.

MicroShield® is a trademark of ASSA ABLOY Access and Egress Hardware Group, Inc.



The Agion antimicrobial is not intended as a substitute for good hygiene. Coated products must still be cleaned to ensure the surfaces will be free of destructive microbes. ASSA ABLOY makes no representations or warranties, express or implied, as to the efficacy of the Agion antimicrobial. A copy of the Agion warranty is available upon request. Agion is a registered trademark of Agion Technologies, Inc., Wakefield, MA, USA.