





The MUSÉO Line



THE Muséo[®] Line

Quick Ship Program

ASSA ABLOY, the global leader
in door opening solutions

Corbin
Russwin 

ASSA ABLOY

Beauty in Motion

You ask, Corbin Russwin will deliver. Quality hardware paired with decorative trim arriving at the job site when you require it. Available with tubular locks, mortise locks, exit devices and access control products, the quick ship program provides decorative solutions for any opening.

NOTE: Quantity limitations based on finish. Reference the Corbin Russwin Quick Ship catalog for complete details.

Corbin Russwin Muséo® decorative hardware opens an expansive world of possibilities for design excellence.

Designers and architects will appreciate this aesthetic line of door levers and trim that creates a cohesive overall design without compromising quality or functionality.

Backed by commercial grade door hardware, these Muséo decorative trim options are available through the Corbin Russwin Quick Ship Program.

24-Hour Program

- Orders received prior to 12 PM EST ship within 24 hours after receipt of order
- Standard Buying Program discount less 10 points is automatically applied
- If using standard purchase order form, please include Quick Ship Code - Q0
- Orders cannot be changed, canceled, or returned
- Product offering:
 - Lever style: 102 and 110
 - Lock platform: Mortise and tubular
 - Finish: 626

1-Week Program

- Orders received prior to 12 PM EST ship within 5 working days after receipt of order
- Standard Buying Program discount is automatically applied. Project Quote discounts less 5 points may also be applied
- If using standard purchase order form, please include Quick Ship Code - Q1
- Orders cannot be changed, canceled, or returned

2-Week Program

- Orders received prior to 12 PM EST ship within 10 working days after receipt of order
- Standard Buying Program discounts or project quote discounts are applicable
- If using standard purchase order form, please include Quick Ship Code - Q2
- Limited to \$50,000 net/net orders
- Orders cannot be changed, canceled, or returned

TL3700 Series Tubular Lock

Engineered for ease of installation with the quality you expect from Corbin Russwin, the TL3700 Series will exceed the expectations of the most demanding architects and design professionals. Ideal for interior applications such as hotel guest rooms, high-end condominiums and apartments.

Specifications:

- Passage, privacy, single lever pull, double lever pull and communicating functions available
- Standard for doors 1-3/8" (35mm) thick; 1-3/4" (44mm) thick doors available
- 2-3/4" backset standard with 1" (25mm) front
- ANSI Standard 161 Door Prep
- Latchbolt brass 1/2" (12.7mm) projection
- Easily field reversible

Access Control

Designed with architects and designers in mind, the Corbin Russwin line of access control products allow facilities to seamlessly expand their access control systems without changing software or sacrificing aesthetics. Providing ultimate security with ease of installation, these products are ideal for corporate office buildings, healthcare facilities, schools and universities, or any door that requires electronic access control.

Specifications:

- Offline, IP-enabled WiFi, IP-Enabled PoE, and Integrated Wiegand locks and exit devices offered
- Certified ANSI/BHMA Grade 1 strength and durability
- Designed to integrate seamlessly into a wide range of third party access control systems
- Available through Authorized Channel Partners only. Contact your local ASSA ABLOY Door Security Solutions sales consultant for details



Available Finishes



605 Bright brass, clear coated



612 Satin bronze, clear coated



613 Dark oxidized satin bronze oil rubbed



613E Dark oxidized satin bronze, equivalent



619 Satin nickel, clear coated



625 Bright chrome plated



626 Satin chrome plated

*Access control products only offered in 626 and 613E finishes.

Note: For more information on shipping and options available, please consult the Corbin Russwin Quick Ship catalog.

102



103



107



109



110



114



115



116



123



124



125



130



131



25M*



T ROSE



X ROSE



*The 25M lever is only available in 3030 (630) finish. Rose and lock trim will also be supplied in 630.

ML2000 Series Mortise Lock

The ML2000 is a Grade 1 mortise lock designed to meet the rigors of high-traffic commercial buildings. A wide variety of functions and a 10-year warranty lend to the ML2000's versatility and reliability, making it the ideal choice for use in offices, schools, hospitals, hotels and other high-use applications.

Specifications:

- Certified to and exceeds ANSI A156.13, Series 1000, Operational Grade 1 and Security Grade 1
- Handed; quick reversible without disassembling the lock case
- All levers with returns, return to within 1/2" (13mm) of door face
- Backset 2-3/4" (70mm)
- 1-3/4" (44mm) thick door standard
- Electrical functions available


ED5000 Series Exit Device

The ED5000 Series offers smooth lines in the exit device bar and a range of trim designs with visual diversity including a parabolic design option. Designed to allow safe and easy egress, the ED5000 is ideal for frequent use applications such as schools, factories, retail complexes and theaters.

Specifications:

- Mortise, rim and surface/concealed vertical rod exit devices offered
- UL Fire and Panic listed
- Quiet operation and solid security
- Single and double door applications

ASSA ABLOY is the global leader in door opening solutions, dedicated to satisfying end-user needs for security, safety and convenience



Corbin Russwin, Inc.
225 Episcopal Road
Berlin, CT 06037-4004
Phone 800.543.3658
Fax 800.447.6714
corbinrusswin.com
corbinrusswinmuseo.com

Corbin Russwin and Muséo® are registered trademarks of Corbin Russwin, Inc., an ASSA ABLOY Group company. These materials are protected under US copyright laws. Other products' brand names may be trademarks or registered trademarks of their respective owners and are mentioned for reference purposes only. All contents current at time of publication. Corbin Russwin, Inc., an ASSA ABLOY Group company reserves the right to change availability of any item in this catalog, its design, construction, and/or its materials. Copyright © 2009, 2013-2019 Corbin Russwin, Inc., an ASSA ABLOY Group company. All rights reserved. Reproduction in whole or in part without the express written permission of Corbin Russwin, Inc. is prohibited

45189-0519R