



**Corbin
Russwin**

ASSA ABLOY



2024 Price List

Number 39

USA & Canada Prices Effective March 1, 2024



Experience a safer
and more open world

| SECTION | PAGE |
|--|-------------|
| Service Center Business Hours, Holiday Schedule | 5 |
| Partner Services in Canada, Business Hours, Holiday Schedule | 5 |
| Order Forms | 6 |
| Key System Information Request Form | 10 |
| Keyed Order Lead Sheet | 11 |
| Tools and Rules | 16 |
| Terms and Conditions | 20 |
| Warranty | 24 |
| Finishes, Samples, Templates | 26 |
| KEY SYSTEMS | |
| General Information | 28 |
| Policy | 31 |
| Construction Core | 32 |
| Keying, Stamping, Cut Keys | 33 |
| Bitting List | 34 |
| Simple K | 35 |
| Key Blanks | 36 |
| Access 3 AP Security Cylinders | 38 |
| Pyramid Cylinders | 44 |
| Conventional Cylinders | 50 |
| Interchangeable Core Cylinders | 58 |
| Security Cylinders | 64 |
| Master Ring Cylinders | 70 |
| Service Equipment | 73 |
| MORTISE LOCKSETS AND TRIM | |
| MicroShield® How to Order | 76 |
| ML2000 Series / Muséo Levers & Inspire Trim, Roses & Thumbturns, Escutcheons | 77 |
| Vineyard™ Collection | 92 |
| Vandal Resistant Trim | 94 |
| ML20900 Series & ML20600 NAC Series / Muséo Levers | 95 |
| Cylinder and Keying Options | 114 |
| Miscellaneous Options | 117 |
| HEALTHCARE HARDWARE | |
| MicroShield® Healthcare Hardware Finishes, How to Order, Pricing | 120 |
| CLX3300 Series Behavioral Health Series™ Lever Design: BHSS | 121 |
| CLX3300 Series Cylinder and Miscellaneous Options | 122 |
| ML2000 Series Behavioral Health Series™ Lever Design: BHSS | 126 |
| ML2000 Series Behavioral Health Series™ Lever Design: BLSS | 127 |
| ML2000 Series Anti-Harm Knob Trim Knob Design: HSS | 128 |
| ML2000 Series Healthcare Hardware HPSK Trim | 129 |
| ML2000 Series Cylinder and Miscellaneous Options | 130 |
| HP3000 Series Tubular Lock with Push/Pull Trim, Features & Ordering Example | 133 |
| HP3000 Series Strike, Door Thickness, Backset, Miscellaneous Options | 134 |

| CYLINDRICAL LOCKS | PAGE |
|--|-------------|
| MicroShield® How to Order | 136 |
| TL3700 Series: Muséo Levers & Inspire™ Trim, Levers & Roses, Options | 137 |
| CL3100 Series Grade 1 Vandal Resistant Cylindrical Lever Locksets | 142 |
| CLX3300 Series Grade 1 Heavy-Duty Cylindrical Lever Locksets | 148 |
| CL3800 Series Grade 2 Standard-Duty Lever Locksets | 154 |
| CK4300 Series Grade 1 Cylindrical Knob Locksets | 158 |
| CK4800 Series Grade 2 Cylindrical Knob Locksets | 161 |
| PRE-ASSEMBLED UNIT LOCKSETS | |
| UT5200 Series | 166 |
| AUXILIARY HARDWARE | |
| PL5000 Series Padlocks | 171 |
| DL2200 Series Cylindrical Deadlocks | 173 |
| DL3000 Series Cylindrical Deadlocks | 176 |
| DL3200 Series Cylindrical Deadlocks | 179 |
| DL4100 Series Mortise Deadlocks | 182 |
| MULTIPOINT LOCKS | |
| FE5400S | 187 |
| MP6600 | 201 |
| FE6600 | 214 |
| BL6600 | 227 |
| FE6700 | 240 |
| MP9800 | 244 |
| EXIT DEVICES | |
| MicroShield® Technology | 260 |
| ED2000 Pushpad Series | 261 |
| ED3000 Crossbar Series | 270 |
| PED4000 Narrow Stile Pushpad Series | 282 |
| PED5000 Pushpad Series | 296 |
| ED4000 Narrow Stile Pushpad Series / Muséo Levers with 800 Series Escutcheon | 316 |
| ED5000 Pushpad Series / Muséo Levers with 900 Series Escutcheon | 330 |
| ED7000 Narrow Stile Crossbar Series | 355 |
| DOOR CLOSERS | |
| DC3000 Series | 366 |
| DC5200 Cam Action Door Closer | 368 |
| DC6000 Series | 370 |
| DC8000 Series | 374 |
| DC62900 Series | 378 |

Continued on next page.

| PARTS | PAGE |
|--|----------------|
| Key Systems | |
| Plugs and Shells | 380 |
| Cylinder Parts | 381-382 |
| Standard Diameter Cylinder Collars | 383 |
| Master Ring Cylinder Collars | 384 |
| Tools | 385 |
| Mortise Locksets and Trim | |
| ML2000 Series – Mortise Locks | 386-387 |
| ML2000 Series – Mortise Trim | 388-396 |
| Vandal Resistant Cylindrical Lever Locksets | |
| CL3100 Series | 397-399 |
| Extra Heavy-Duty Cylindrical Lever Locksets | |
| CLX3300 Series | 400-404 |
| Extra Heavy-Duty Cylindrical Lever Locksets | |
| CL3300 Series | 405-408 |
| Heavy-Duty Cylindrical Lever Locksets | |
| CL3500 Series | 409-410 |
| Grade 2 Key-In-Lever | |
| CL3800 Series | 411-412 |
| Heavy-Duty Cylindrical Knob Locksets | |
| CK4300 Series | 413 |
| Standard-Duty Cylindrical Knob Locksets | |
| CK4800 Series | 414 |
| Pre-Assembled Unit Locksets | |
| UT5200 Series | 415-416 |
| Padlocks, Deadlocks and Push-Pull Latches | |
| Padlocks | 417 |
| DL4100 Series Deadlock Parts | 417 |
| DL3000 Series Deadlocks | 417 |
| PED4000 and PED5000 Series Exit Devices | |
| Strikes and Shim Kits | 417 |
| ED4000 and ED5000 Series Exit Devices | |
| Device Parts | 418-420 |
| Trim Parts | 421-422 |
| Crossbar Exit Devices and Trims | |
| ED7000 Series | 423-427 |
| Door Closers | |
| DC3000 Series | 428 |
| DC5200 Cam Action Door Closer | 428 |
| DC6000 Series | 429 |
| DC8000 Series | 430 |
| Electronic Hardware Parts | |
| DC62900 Series | 431 |
| Access 800® AC2 Series | 431 |
| Parts Index | 432-443 |

BUSINESS HOURS

ASSA ABLOY CUSTOMER SERVICE – CORBIN RUSSWIN

8:00 a.m – 4:30 p.m. (Eastern)
225 Episcopal Road
Berlin, CT 06037-4004
Telephone: (800) 438-1951
Fax: (888) 338-0965
customerservice.corbinrusswin@assaabloy.com
orders.corbinrusswin@assaabloy.com

SPECIFIC WHO'S WHO CONTACTS

<https://go.corbinrusswin.com/whoswho>

TECHNICAL PRODUCT SUPPORT

8:00 a.m – 4:30 p.m. (Eastern)
Telephone: (800) 543-3658
techsupport.corbinrusswin@assaabloy.com

ELECTRIFIED TECHNICAL PRODUCT SUPPORT

8:00 a.m – 4:30 p.m. (Eastern)
Telephone: (800) 810-WIRE (9473)
Fax: (203) 603-5981

ASSA ABLOY DOOR SECURITY SOLUTIONS CANADA CUSTOMER SERVICE – VAUGHAN

8:00 a.m – 4:30 p.m. (Eastern)
160 Four Valley Drive
Vaughan ON L4K4T9
Telephone: (800) 461-3007
Fax: (800) 461-8989

HOLIDAY SCHEDULE*

ASSA ABLOY Door Security Solutions Customer Support Services – Corbin Russwin will be CLOSED on the following holidays:

- January 1, 2024
- February 19, 2024
- March 29, 2024
- May 27, 2024
- July 4-5, 2024
- September 2, 2024
- November 28-29, 2024
- December 25-26, 2024

*Dates subject to change

ASSA ABLOY Door Security Solutions Customer Service - Vaughan

- January 1, 2024 New Year's Day
- February 19, 2024..... Family Day
- March 29, 2024..... Good Friday
- May 20, 2024 Victoria Day
- July 1, 2024..... Canada Day
- August 5, 2024 Civic Holiday
- September 2, 2024 Labour Day
- October 14, 2024 Thanksgiving
- December 25, 2024 Christmas Day
- December 26, 2024 Boxing Day

Technical Product Support will be CLOSED on the following holidays:

- January 1, 2024
- February 19, 2024
- March 29, 2024
- May 27, 2024
- July 4-5, 2024
- September 2, 2024
- November 28-29, 2024
- December 24-25, 2024

ANNOUNCEMENT:

On June 20, 2023, ASSA ABLOY announced its acquisition of the Hardware and Home Improvement (HHI) business from Spectrum Brands. As part of the settlement agreement with the U.S. Department of Justice, ASSA ABLOY agreed to divest its premium mechanical Yale brand in the U.S. and Canada. Due to the divestment, these products are re-branded under ASSA ABLOY ACCENTRA™.

All references to Yale Commercial products have been updated to ASSA ABLOY ACCENTRA™.



ASSA ABLOY

List Price Book No. 39

USA & Canada Prices Effective March 1, 2024



CUSTOMER ACCOUNT #

PLEASE CHECK

DATE REQUESTED

SOLD TO ADDRESS

PART SHIP

SHIP COMPLETE

CUSTOMER P.O. #

P.O. DATE

CONTACT PERSON

PHONE #

FAX #

SHIP TO ADDRESS

SHIP VIA

MARKS

If markings are required, purchase order will be entered to the factory. See Stock Condensed Order Form to include appropriate information.

BUYING PROGRAM

OR

CPQ NUMBER

| QTY Required | PART # Required | CYLINDER (2000X033) | KEY BLANKS (6 pin-10) | SERIES & FUNCTION Required | TRIM, DR WIDTH & HEIGHT | HAND R, L, RR, LR | FINISH Required | KEYWAY/SECTION | QUICK CODE M52, M54, M55, M94, KR Electrified Locks (Requires Voltage) |
|--------------|-----------------|---------------------|-----------------------|----------------------------|-------------------------|-------------------|-----------------|----------------|--|
| | | | | | | | | | |
| | | | | | | | | | |
| | | | | | | | | | |
| | | | | | | | | | |
| | | | | | | | | | |
| | | | | | | | | | |
| | | | | | | | | | |
| | | | | | | | | | |
| | | | | | | | | | |
| | | | | | | | | | |
| | | | | | | | | | |
| | | | | | | | | | |
| | | | | | | | | | |
| | | | | | | | | | |
| | | | | | | | | | |



ASSA ABLOY

Stock – Condensed Order Form

USA & Canada Prices Effective March 1, 2024

Sheet _____ of _____

This Sheet Only

| Customer Name | | | | Purchase Order No. | |
|---------------|---------------------|------|--------|--------------------|--------------------|
| Qty. | Series and Function | Trim | Keyway | Finish | Quick Code Options |
| | | | | | |

Special Notes:

| Item | Qty. | Key Symbol | Hand | | | | Door Number (Up to 7 characters) | Heading (Up to 15 characters) |
|------|------|------------|------|----|-----|-----|--|-------------------------------------|
| | | | RH | LH | RHR | LHR | | |
| | | | | | | | | |
| | | | | | | | | |
| | | | | | | | | |
| | | | | | | | | |
| | | | | | | | | |
| | | | | | | | | |
| | | | | | | | | |
| | | | | | | | | |
| | | | | | | | | |
| | | | | | | | | |
| | | | | | | | | |
| | | | | | | | | |
| | | | | | | | | |
| | | | | | | | | |
| | | | | | | | | |
| | | | | | | | | |
| | | | | | | | | |
| | | | | | | | | |
| | | | | | | | | |
| | | | | | | | | |
| | | | | | | | | |
| | | | | | | | | |
| | | | | | | | | |
| | | | | | | | | |
| | | | | | | | | |
| | | | | | | | | |
| | | | | | | | | |
| | | | | | | | | |
| | | | | | | | | |



ASSA ABLOY

**Keyed Order – Condensed Form
(Cylinders Ordered Separately)**

USA & Canada Prices Effective March 1, 2024

Sheet _____ of _____

This Sheet Only

| | | | | | | |
|----------------|----------|--------|------|--------------------|---------------|--------|
| Customer Name | | | | Purchase Order No. | | |
| Qty. | Cylinder | Length | Pins | Keyway | Cam/Tailpiece | Finish |
| | | | | | | |
| Special Notes: | | | | | | |

| Item | Qty. | Key Symbol | Door Number (Up to 7 characters) | Heading (Up to 15 characters) | Keyed Function Used |
|------|------|------------|-------------------------------------|----------------------------------|---------------------|
| | | | | | |
| | | | | | |
| | | | | | |
| | | | | | |
| | | | | | |
| | | | | | |
| | | | | | |
| | | | | | |
| | | | | | |
| | | | | | |
| | | | | | |
| | | | | | |
| | | | | | |
| | | | | | |
| | | | | | |
| | | | | | |
| | | | | | |
| | | | | | |
| | | | | | |
| | | | | | |
| | | | | | |
| | | | | | |
| | | | | | |
| | | | | | |
| | | | | | |
| | | | | | |
| | | | | | |
| | | | | | |
| | | | | | |
| | | | | | |
| | | | | | |
| | | | | | |
| | | | | | |
| | | | | | |
| | | | | | |
| | | | | | |
| | | | | | |
| | | | | | |
| | | | | | |
| | | | | | |
| | | | | | |
| | | | | | |
| | | | | | |
| | | | | | |
| | | | | | |
| | | | | | |
| | | | | | |
| | | | | | |

Keyed Order – Condensed Form (Cylinders Ordered With Lockset/Device)

USA & Canada Prices Effective March 1, 2024

Sheet _____ of _____

This Sheet Only

| Customer Name | | | | Purchase Order No. | |
|----------------|---------------------|------|--------|--------------------|--------------------|
| Qty. | Series and Function | Trim | Keyway | Finish | Quick Code Options |
| | | | | | |
| Special Notes: | | | | | |

| Item | Qty. | Key Symbol | Hand | | | | Door Number (Up to 7 characters) | Heading (Up to 15 characters) |
|------|------|------------|------|----|-----|-----|--|-------------------------------------|
| | | | RH | LH | RHR | LHR | | |
| | | | | | | | | |
| | | | | | | | | |
| | | | | | | | | |
| | | | | | | | | |
| | | | | | | | | |
| | | | | | | | | |
| | | | | | | | | |
| | | | | | | | | |
| | | | | | | | | |
| | | | | | | | | |
| | | | | | | | | |
| | | | | | | | | |
| | | | | | | | | |
| | | | | | | | | |
| | | | | | | | | |
| | | | | | | | | |
| | | | | | | | | |
| | | | | | | | | |
| | | | | | | | | |
| | | | | | | | | |
| | | | | | | | | |
| | | | | | | | | |
| | | | | | | | | |
| | | | | | | | | |



ASSA ABLOY

Date: _____

KEY SYSTEMS INFORMATION

*Registry Number: _____

*Job Name and Location: _____

*Keyway: _____ Top Master Key Bitting: _____

Any Other Known System Information:

Information Requested:

Requested By: _____

Phone: _____ Fax: _____ Email: _____

Agency/Distributor Name: _____

Key System Administration Response:

Please attach a Letter of Authorization from the end user if requesting bitting information.

***Required Information**

Note: Only One Leadsheet/Key System Per Purchase Order

Distributor Name: _____
 P.O. # _____
 Job Name* (will be used as the Key System Name on file): _____
 *REQUIRED
 End User Name: _____
 Address: _____
 City: _____ State: _____ Zip: _____

(1) SYSTEM STATUS

- New (Corbin Russwin Generated); Please complete System Design Section 2 below and identify Future Cylinder Features required in Section 7
- Field-Specified Bittings; Field-Specified Bittings must be attached if your order needs to be keyed to specific bittings
- Existing. Please complete one of the following:
 Registry Number*: _____
 TMK Bitting & Keyway: _____
 Prior Corbin Russwin Order Number*: _____
 *Used to locate keying information ONLY. All other order requirements must be identified in sections below.

(2) SYSTEM DESIGN LAYOUT (New Systems ONLY) - Select Level & Indicate Future Requirements
[Click here for System Design Layout example](#)

Please note, this section is for system layout only. Please provide estimated number of keys for future expansion. For cut key quantities, please refer to section 6.

| <input type="checkbox"/> Level 4 GGMK | | <input type="checkbox"/> Level 3 GMK | | <input type="checkbox"/> Level 2 MK | |
|---|--|--------------------------------------|--|-------------------------------------|--|
| # of Grand Masters under Great Grand Master | | # of Masters under the Grand Master | | # of Changes under Master | |
| # of Masters under each Grand Master | | # of Changes under each Master | | | |
| # of Changes under each Master | | | | | |

- 5-Pin System 6-Pin System (Default) 7-Pin System

Additional Information (Please complete the following if your system will have Sub-Master level or SKDs)

- SubMaster Keying Level Required: See Keying Notes Attached
 # of SubMaster Keys under each Master _____
 # of Change Keys under each SubMaster _____
- SKD's No of Different SKDs: _____

(3) SYSTEM TYPE (Required for New Systems only)

- System 70 Pre System 70 (IC, Master Ring, Security) Pyramid** Access 3 (AP, AS, AHS)

Note: Select Future Cylinder Features required in Section 7.

***Required documentation must accompany each initial Pyramid or Access 3 order to avoid delay. See Section 5.*

(4) KEY WAY (Only required if you need a specific keyway)

Keyway Selection: Corbin Russwin will assign keyways unless specified otherwise below.

- Customer Specified Keyway _____

Use of Restricted Keyways (39, 93, F and J series keyways) have to be pre-approved by Corbin Russwin Key Records.

PO# _____

(5) AUTHORIZATION

Security, Protected, Pyramid and Access 3 Keyway Products Require Authorization

Access 3 Job ID #: _____ Access 3 Random Security Code: _____

[Click Here](#) For NEW System Forms: Pyramid, Access 3 - Print and sign and submit with PO

Form Attached: Yes No

Not required if LOA is provided or order is shipping to end user.

Letter of Authorization Attached:

NOTE: Letter Of Authorization is required for and product listed in Section 5 including keys, keyblanks and bitting lists only.

Security: Yes
 Pyramid: Yes
 Access 3: Yes

If LOA is not attached, please [click here](#) to review LOA template.

(6) CUT KEY QUANTITY FOR CURRENT PO

Great Grand Master Keys

Cut Key Qty

Grand Master Keys

Keyset Designation

Cut Key Qty

Master Keys

Keyset Designation

Cut Key Qty

Sub Master Keys

Keyset Designation

Cut Key Qty

Special Keys

Keyset Designation

Cut Key Qty

- MK Control Keys
- SKD Control Keys
- MK Construction Master Keys
- SKD Construction Master Keys
- Housekeeping (HSKP) Keys
- Janitor (JAN) Keys
- Maintenance (MAINT) Keys

Change Keys

Keys Per Cylinder

(Two cut keys are standard per lockset/cylinder, see pricebook for additional key charges)

Keys Total

Keyset Symbol

Quantity

Additional Notes

Check box if additional notes are attached in a separate document

PO# _____

(7) SYSTEM CYLINDER SET-UP REQUIREMENTS

| Features | Apply to Current Orders | Apply to Future Orders |
|---|--------------------------|--------------------------|
| Large Format Interchangeable Core - LFIC | <input type="checkbox"/> | <input type="checkbox"/> |
| Hotel Function | <input type="checkbox"/> | <input type="checkbox"/> |
| Construction Lost Ball | <input type="checkbox"/> | <input type="checkbox"/> |
| Security | <input type="checkbox"/> | <input type="checkbox"/> |
| Master Ring | <input type="checkbox"/> | <input type="checkbox"/> |
| Pyramid | <input type="checkbox"/> | <input type="checkbox"/> |
| Pyramid Large Format Interchangeable Core - LFIC | <input type="checkbox"/> | <input type="checkbox"/> |
| Access 3 (AP) | <input type="checkbox"/> | <input type="checkbox"/> |
| Access 3 (AS) | <input type="checkbox"/> | <input type="checkbox"/> |
| Access 3 UL437 (AHS) | <input type="checkbox"/> | <input type="checkbox"/> |
| Access 3 Large Format Interchangeable Core - LFIC | <input type="checkbox"/> | <input type="checkbox"/> |
| Access 3 Hotel Function | <input type="checkbox"/> | <input type="checkbox"/> |
| Access 3 Construction Lost Wafer | <input type="checkbox"/> | <input type="checkbox"/> |

Note: If a cylinder feature needs to be included in a future order, you must select Apply to Future Order now. To Avoid Your Order Being Delayed, please ensure the selected features are also listed on your P.O.

(8) STAMPING REQUIREMENTS

Default stamping will apply unless specified otherwise below.
Potential charges and additional lead times apply, see price book.

Keys Stamping

- Bittings
 - Keyset Symbols
 - Alternate (provide separate sheet)
 - No Stamping. Blank Keys.
- } Select One
- Key Bow Style _____
(If none selected default will apply)
 - Less Logo
 - Less Keyway
- New Die Stamp
 - Existing Die Stamp _____
- Do Not Duplicate (no charge)
 - US Property - Do Not Duplicate (no charge)

Cylinder Stamping

- Bittings
 - Keyset
 - Alternate (provide separate sheet)
- } Select One
- Visual
 - Concealed
 - Less Logo

(9) CROSS KEYING

For the portion of the system ordered on current PO, all Cross Keying must be noted on PO.
Complete below for future requirements.

| Keyset Symbol: | To Be Operated By: |
|----------------|--------------------|
| | |
| | |
| | |
| | |

Additional Notes Attached

Note: Cross Keying minimizes cylinder security level and is not recommended by Corbin Russwin

PO# _____

THIS ORDER ONLY (Section 10 - 17)

Complete these sections only if shipping address is different than on PO

10) PACKING INSTRUCTIONS FOR CHANGE KEYS

- Pack Change Keys With Locks (Standard) Pack Change Keys separately - See Price Book for Additional Charges

When CMK, keys will always be packed and shipped separately from product with no additional charges.

11) SHIPPING INSTRUCTIONS FOR CHANGE KEYS

Ship Change Keys To: _____

Attention: _____

**12) SHIPPING INSTRUCTIONS FOR MASTER KEYS
(INCLUDES GGM, GM, MASTER, SUBMASTER, CONTROL AND EMERGENCY KEYS)**

Ship Master Keys To: _____

Attention: _____

13) SHIPPING INSTRUCTIONS FOR KEY BLANKS

Ship Keyblanks To: _____

Attention: _____

14) SHIPPING INSTRUCTIONS FOR CORES

Ship Cores To: _____

Attention: _____

15) SHIPPING INSTRUCTIONS FOR CONSTRUCTION KEYS

Ship Construction Keys To: _____

Attention: _____

PO# _____

16) SHIPPING INSTRUCTIONS FOR BITTING LIST

- Only bittings for Keysets ordered with product on this PO (N/C)
- Expanded Bitting List (Please provide requirements)

Select One:

- Email (Preferred, no freight charge)
- Provide on Disc (UPS)
- Provide on Flash Drive (UPS)
- Provide on Paper (Standard, UPS)

Email: _____

Ship to: _____

Attn: _____

BITTING LIST FOR SIMPLE K OR KEYWIZARD

- Check if Bitting List Required for Simple K
- Check if Bitting List Required for Keywizard

Select One:

- Email (Preferred, no freight charge)
- Provide on Disc (UPS)
- Provide on Flash Drive (UPS)

Email: _____

Ship to: _____

Attn: _____

Note: Please see Price Book for prices and additional information regarding bitting lists.

Expanded Bitting List Requirements:

17) CONTACT INFORMATION FOR INDIVIDUAL COMPLETING THIS FORM

Name: _____

Phone #: _____

Fax #: _____

Email: _____

Ordering Tips

- Please submit **Quick Ship Program Orders** and **Plant Product Orders** on separate order forms.
- Please use **Quick Ship Program Forms** for all **Quick Ship Product Orders** and include **Quick Ship Part Numbers**.
- **Order Forms** are included in the Price Book and at www.corbinrusswin.com.
- We recommend using the **Order Form** included with this Price Book when placing purchase orders for Corbin Russwin products. The **Order Form** is available for copying prior to placing your order.
- Please include **Job Name and Registry Number** for all contract orders.
- Be sure to include **Voltage** on all Electrified Hardware orders.
- A **Letter of Authorization** is required for all security and high security (ACC3, System 70 HS) and Pyramid products.
- **Keying Lead Sheets** are required for all master keyed orders.
- Remember to include **Keysets** on all contract orders.
- Be sure to include **Handing** for all unit locks, mortise locks and exit devices.
- If you have a **Quote**, please include it with the purchase order. Orders without this information may be delayed.

Ordering Tip — Administrative Documentation

When submitting purchase orders to ASSA ABLOY Door Security Solutions® Consultants for processing, please remember that certain cylinder types and/or keyways require additional administrative documentation before the order can be entered.

Purchase orders will be held and questioned if the following keyway/cylinder types do not have the proper administrative documentation submitted with each purchase order:

- Pyramid keyway products
- Security cylinders and keys
- High security cylinders and keys

All of the above product types must be accompanied by additional administrative documents unless they are shipping direct to the end user facility. These administrative documents include, but may not be limited to, the following:

- Letter of Authorization – must be submitted on the end user facility letterhead, dated and signed by an authorized individual from the facility. Letter must be quantity specific for certain product types. ASSA ABLOY Door Security Solutions Consultants does not keep letters of authorization on file.

Ordering Checklist

Before placing your order, check for the following:

- ✓ Purchase Order on company letterhead
- ✓ Purchase Order is legible
- ✓ Purchase Order Number
- ✓ Account Number
- ✓ Ship To Address
- ✓ Contact Person for additional information requirements
- ✓ Pricing Requirements – Buying Program or CPQ (please attach)
- ✓ Quick Ship Order (Quick Ship Order Form or Quick Ship part numbers included)
- ✓ Contract Order (Keyed Lead Sheets attached)
- ✓ Handing (if applicable)
- ✓ Design (if applicable)
- ✓ Backset & Strike (if applicable)
- ✓ Finish (if applicable)

Website

Corbin Russwin’s website at www.corbinrusswin.com is the place to go for all your Corbin Russwin product information needs. Easy-to-navigate menus and intuitive icons allow simple and fast access to the latest on new products, as well as the most up-to-date catalogs, templates and installation instructions.

Another great benefit of the Corbin Russwin website is the ability to become an eBusiness member. Access gives additional information for Corbin Russwin account customers only.

eBusiness

Visit www.corbinrusswin.com to sign up for ASSA ABLOY Door Security Solutions eBusiness access.

ASSA ABLOY Door Security Solutions Consultants provides sales, marketing and support for Corbin Russwin.

To sign up for eBusiness, follow the simple instructions listed below. Register today and start enjoying the many benefits!

eBusiness offers anytime access to:

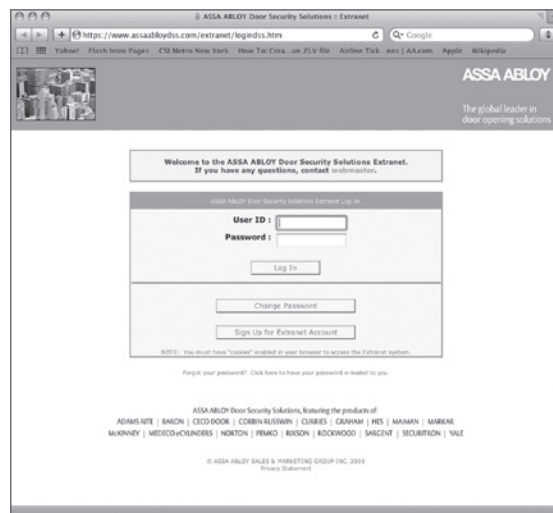
- Order Status
- Stock Status Check
- Key Systems
- Newsletters
- Contact Webmaster
- Fax Order Acknowledgment
- Extended Literature (Price Books, Order Forms, Keyed Lead Sheets)
- Order Check by P.O.
- Cross Reference Guide
- Key Wizard® Order Forms
- ASSA ABLOY Door Security Solutions Online Store
- Fax Program Sign Up
- Fax Invoice

How to sign up for eBusiness access:

Step 1: Visit our website at www.corbinrusswin.com

Step 2: Double-click eBusiness icon (top right corner)

Step 3: Complete ASSA ABLOY Door Security Solutions eBusiness sign up form



Online Order Entry

Would you like to reduce the time to get your orders entered to the factory and eliminate errors associated with manual order entry?

Then try our on-line order entry system. Our convenient web-based order forms can help you submit your orders directly to the factory in minutes.

Contact your customer service representative who will be able to issue your user name and password as well as set up appropriate training sessions for you and your staff.

The screenshot shows the ASSA ABLOY web portal. At the top, there is a navigation menu with links: START | TEMPLATES | PARTS | HISTORY | CART | QUICK ORDER | QUICK SEARCH | ORDER EXPORT | CONTACT. A search bar is present with the text "Search customer name, etc." and buttons for "SEARCH" and "CLEAR". A "LOG OUT" link is in the top right corner. Below the navigation, there is a "NEWS" section with information about CURRIES and GRAHAM ordering systems. The main content area is titled "PLACE AN ORDER" and includes a breadcrumb trail: "FIND A CUSTOMER / SELECT A CUSTOMER / FIND PARTS / ADD PARTS / REVIEW & SUBMIT". A pagination bar shows "1 | 2 | 3 | 4 | 5 | 6 | 7 | 8 | 9 | 10 >> Last". Below this is a table with columns: Brand, Customer Number, Customer Name, Territory, and Ship To Address. Two rows of data are visible:

| Brand | Customer Number | Customer Name | Territory | Ship To Address |
|----------------|-----------------|-------------------------|-----------|---------------------------------------|
| CORBIN RUSSWIN | 404051 | 84 LUMBER COMPANY #1975 | A28 | 22770 N. WESTLAKE HOUSTON TX 77095 |
| CORBIN RUSSWIN | 403670 | A G MAURO COMPANY | A08 | 1221 BERNARD DRIVE BALTIMORE MD 21223 |

Fax Program

Would you like to receive your acknowledgments and invoices, invoices and Return good Authorizations quickly and efficiently?

If so, ASSA ABLOY Door Security Solutions offers the Order Acknowledgment and Invoice, invoices and Return good Authorizations Fax Program. Please see the simple steps below to get signed up today!

Requirement: Valid eBusiness User ID and Password. (If you do not have an eBusiness User ID and Password, please refer to eBusiness Sign Up Section included in this Price Book.)

Step 1: Log into eBusiness.

Step 2: Double-click on "Sign Up for ASSA ABLOY Door Security Solutions' Fax Program Now!"

Step 3: Fill in appropriate information and send.

Fax Program Signup

If your distributor would like to receive their CORBIN RUSSWIN, NORTON, RIXSON and YALE order acknowledgements, invoices, and return goods authorizations by fax, please complete the form below to sign them up today!

Yes - Fax Invoices to Fax #:

Yes - Fax Order Acknowledgements to Fax #:

Yes - Fax Return Goods Authorizations to Fax #:

Enter the distributor's Account Number in the input box below and click [Add] to add it to your Account Number list. Repeat for each distributor Account Number that you have.

Enter Account Number:

Account Number List:

Terms and Conditions

ACCEPTANCE

Corbin Russwin reserves the right to decline an order, in whole or in part, when the type or quantity of goods or credit worthiness of the Purchaser is not satisfactory to us in our sole and absolute discretion.

Purchase Orders, Quote Requests, Acknowledgments or the like issued by the Purchaser that have contrary standard terms and conditions are not binding on Corbin Russwin, unless such terms and conditions are approved in a separate written agreement by Corbin Russwin's authorized representatives. In the event of an acceptance of Purchaser's Purchase Order by Corbin Russwin, the Purchaser agrees that such acceptance is solely conditioned on Purchaser's acceptance of the terms and conditions set forth in this instrument, regardless of the terms and conditions specified in Purchaser's Purchase Order. The terms and conditions in Purchaser's Purchase Order which conflict with the terms and conditions of this instrument shall be disregarded and are hereby rejected, and this instrument shall constitute the entire agreement between Corbin Russwin and the Purchaser.

In the event that Corbin Russwin does not enforce or require strict performance of any term or condition hereof, or of any other document, instrument or other agreement relating to goods sold, such lack of enforcement or requirement of strict performance will not waive, affect or diminish any right of Corbin Russwin to enforce or require strict performance of such term or condition in the future.

PRICES

All prices are subject to change without notice and are not guaranteed. All shipments will be made at prices in effect at the time of shipment.

Possession of this price list does not constitute an agreement to sell.

We reserve the right to correct clerical, stenographic and other obvious errors at any time.

TERMS

Invoices dated the 1st through the 15th will be due for 2% discount on the *10th of the following month. Invoices dated the 16th through the 31st will be due for 2% discount on the *25th of the following month. *Net immediately thereafter. (Corbin Russwin retains the right to sell or to decline to sell to any Customer for any reason whatsoever when in its judgment is deemed sufficient.)

It is understood that Corbin Russwin may impose and charge a finance charge which is the lesser of one and one-half percent (1-1/2%) per month or the highest rate allowed by law on any amount which becomes past due and delinquent. Additionally the Customer shall be responsible for all collection costs, court costs and reasonable attorney's fees (where allowed by law) in connection with the recovery of any delinquent amount.

FREIGHT

All orders are shipped FOB factory/warehouse, except as expressly provided below. When delivered to the Transportation Company, the Purchaser assumes the risk of loss or damage in transit.

Customer orders with net product value in excess of \$12,000.00 will be shipped prepaid by Corbin Russwin's carrier of choice to a single destination point in the United States.

Customer orders with net product value less than \$12,000.00 will be shipped prepaid by Corbin Russwin's carrier of choice and freight and handling charges will be added to the customer's invoice.

A minimum freight and handling charge of \$15.00 will be charged on orders with net product value of \$400.00 or less. The minimum freight and handling charge will not apply to orders for only Cut (bitted) keys of any type, Master Keys, Master keyed cylinders or padlocks and factory generated bitting lists that do not have any other product types included on the order. Freight on these orders will be charged as the percentage of invoice value.

For orders with net product value greater than \$400.00 and less than \$12,000.00, freight charges will be calculated as a percentage of the net invoice value and will be added to Customer's invoice. The percentage is based on the National U.S. Average On Highway Diesel Fuel Prices as reported by the US Department of Energy in effect at the beginning of each quarter. On the first Monday of each quarter, the new rate will be published on the Corbin Russwin and Door Security Solutions extranet and will go into effect on the 2nd Monday of the quarter. Please refer to the extranet for the rate chart and information on the current freight charge percentage. The percentage in effect at the time of shipment of the order will be charged.

Great Grand Master keys, Grand Master keys, Master keys, Construction Master keys, Control Keys, Lot Day Keys which are shipped separate from customer order for security reasons, on orders with total net product value in excess of \$12,000.00 will be shipped prepaid by Corbin Russwin's carrier of choice. If the total order value is less than \$12,000.00, the shipping charges will be added to Customer's invoice.

If a customer provides their own freight account # for the freight charges, Corbin Russwin will apply a handling fee of \$25.00 to the invoice.

Quick Ship Orders – All 1-Week Quick Ship orders are guaranteed to ship from Corbin Russwin 5 working days after receipt of all information necessary to process order or Corbin Russwin will pay freight costs. If Quick Ship is held for credit reasons Corbin Russwin will not be responsible for freight costs.

Expedited shipping options – If the customer requests an expedited method of shipment such as "Next Day Air" the charges will be prepaid by Corbin Russwin and the full rate for the service, as published by the carrier, will be added to the customer's invoice.

Terms and Conditions continued

Packing – Corbin Russwin will pack, mark and ship the products according to its standard procedures for shipment, unless the parties agree, in writing, that Corbin Russwin will comply with any special instructions provided by the customer. Special instructions must be submitted, in writing, at time of order placement. Compliance with special instructions may result in an increased price.

MINIMUM ORDER

Minimum order value for complete product is \$250.00 net product value. The minimum order value for parts orders is \$100.00 net product value. In the event that the net product value does not meet the required net minimum, Corbin Russwin may, at its sole discretion (a) apply a minimum order charge, (b) reject the order or (c) waive the minimum requirement provided that the waiver of the requirement for one order shall not constitute a waiver of the requirement for any future orders.

The following products are exempt from this policy: Cut (bitted) Keys of any type, Master Keyed Cylinders, Master Keyed Padlocks and Factory Generated Bitting Lists.

QUOTATIONS

If Corbin Russwin elects to offer a quote, such quote will be valid until the expiration date on that quote. Complete shipment of the order must be accepted by Purchaser within standard manufacturing lead times. The quote number must be referenced on the order. Any invoiced order that has the incorrect discount applied to it and did not have the quote number written on the order will have a service fee of \$100.00 net DEDUCTED from any sales credit issued for the difference in discount. The quote is null and void if the Purchase Order does not include ALL product lines listed on the quote or if the quantities for any item covered by the quote deviate by 10% or more. With the issuance and acceptance of a quote for the purchase of products, the Purchaser agrees that products so purchased will not be resold or transferred to any Distributor not authorized by Corbin Russwin to sell its products. This would be inclusive of branches of the quoted Distributor. Failure to abide by this restriction may result in the Distributor's ineligibility for Quotations, or other actions in Corbin Russwin's discretion. Corbin Russwin and its sales representatives reserve the right, in their sole discretion and for any reason, to refuse a Distributor's request to quote a price other than Corbin Russwin's standard list price and regardless of whether Corbin Russwin or its sales representatives have previously quoted discounted prices to the Distributor on some or all of its orders.

NON-CATALOGED PRODUCTS

Products not cataloged or listed in this price book will be considered as special products, and will not be manufactured without prior written approval from Corbin Russwin. A minimum special handling charge of \$50.00 will be added for non-cataloged product. Any additional labor or material required will be charged accordingly. Special products require special handling, and therefore standard lead times may not apply. Please consult with your Sales Representative for further details.

CHANGES/CANCELLATION OF ORDERS

Changes or cancellations to an order will result in a charge of costs for material and labor expenses that have been incurred prior to notification from Customer. If products have already been made and/or are located in the shipping room, the 45% change/cancellation fee will apply. Handling charges are billed on Customer's original order. All Non-Cataloged Goods and Corbin Russwin Quick Ship Orders may not be changed or canceled.

All change requests for goods, other than for the reasons stated above, must be submitted in writing to Customer Service within two (2) business days of receipt of acknowledgment of the order.

ADD-ON ORDERS TO QUOTE

Any new order requesting special pricing to match an existing quote number, which has already been ordered, will be accepted up to sixty (60) days after the acknowledgment of the original order. All add-on orders must reference the original factory order number, and the corresponding quote number to receive the quoted pricing discount. Add-on orders for stock will not be accepted.

PACKAGING

Many items are defined as to Case Lot Packaging or Minimum Order. The Case Lot policy does not apply to hardware to be used on a specific hardware project.

DELIVERY

Orders will be acknowledged and given a scheduled delivery date based on estimated manufacturing lead times. Complete information is required to process all orders. Orders with insufficient information for processing (i.e. keying information, door sizes, handing, etc.) may be subject to extended lead times which are relative to the time required in obtaining the necessary information for order processing. Manufacturing lead time will begin once all information is received to process an order. Corbin Russwin will use reasonable efforts to deliver products as estimated, but makes no guarantees as to delivery dates. Corbin Russwin will not be liable for back charges incurred based on availability of product or as a result of delays in delivery caused by insufficient information required to process an order. Corbin Russwin will not be held responsible for delays in delivery caused by strikes, fires, floods or any other causes beyond our control, including the delivery of material to us. Under no circumstances shall Corbin Russwin be liable or accountable for consequential damages due to failure of delivery.

CLAIMS

In the event of Company or Customer error, claims for shortages, pricing errors and/or incorrectly filled orders must be submitted in writing to Customer Service within thirty (30) days from receipt of material. Any claims for shortages or damage by the Carrier must be made by the Customer directly to the Carrier.

Terms and Conditions continued**INVOICE DEDUCTION**

A Corbin Russwin Sales Representative or Customer Service Representative must be notified of any disputed invoices within sixty (60) days from the date of invoice. Deductions should only be taken for the disputed amount and the balance of the invoice is due and payable within standard payment terms.

RETURNED GOODS

It is the policy of Corbin Russwin to not accept returns of any materials that are correctly furnished as per the Distributor's Purchase Order. Return of product due to customer order error or accommodation must be pre-arranged with Corbin Russwin and approved in writing by Sales Management.

All products returned as "Goodwill" must meet the following criteria to be considered a return:

- Be in original, unmarked and undamaged cartons.
- Be valued in excess of \$250.00 net.
- Shipped and invoiced within the previous one hundred twenty (120) days.
- Custom, non-cataloged goods, master-keyed or Corbin Russwin Quick Ship product is not returnable.

A MINIMUM reprocessing fee of 45% will be charged. Upon receipt and verification by Corbin Russwin that the returned merchandise meets the foregoing conditions, a credit will be issued for the original invoice amount less the MINIMUM 45% reprocessing fee.

Defective goods and "Goodwill" products that meet the foregoing criteria may be returned by fulfilling the following conditions:

- Send an RGA request in writing to the Corbin Russwin Sales Representative serving the Purchaser's area.
- Ensure the RGA labels that are sent to Purchaser by Corbin Russwin are visible on return goods shipment.
- Ensure that the RGA number appears on the return shipment label and is legible.
- Return the authorized merchandise within sixty (60) days from the date of RGA issuance date.
- Return shipments must be freight prepaid to the location specified on the RGA.
- Corbin Russwin is not liable for damages to product during shipping.

No credit may be taken or issued prior to RGA approval and receipt of product.

All defective goods within the terms of our limited warranty may be returned for credit or replacement.

RETURNED GOODS – ELECTROMECHANICAL

All defective replacement requests for electromechanical products/components must be authorized by contacting the Electromechanical Applications Team at 1-800-810-WIRE to obtain a case number. In order to receive credit for the replacement of an electromechanical product the following criteria needs to be met:

- Defective product return must be under warranty
- Defective product/component return must arrive at factory within 60 days of the Returned Goods Authorization issuance
- Returned product must be found defective or nonfunctional upon test at factory
- Returned product must not have been damaged during installation process

TAXES

Prices do not include any present or future Federal, State, or Local property, license, privilege, sales, use, excise, gross receipts or other like taxes or assessments, which may result from transactions or any services performed in connection herewith.

GOVERNING LAW

The rights and obligations of the parties shall be governed by the laws of the State of North Carolina, excluding any conflicts of law provisions. The United Nations Convention on Contracts for the International Sale of Goods shall not apply to this Agreement.

LIMITED WARRANTY

The Terms and Conditions outlined above are subject to Corbin Russwin's Limited Warranty, which is included in this Price List and incorporated herein by reference.

PRODUCT MODIFICATIONS

Corbin Russwin products are not designed or intended for aftermarket modification. The warranty on Corbin Russwin products becomes void if the product is modified in any way, regardless of whether the modification causes or contributes to any alleged defect. Warranty voiding modifications include, but are not limited to, third-party electrification of non-electric products and/or the installation of non-approved or non-Corbin Russwin components.

If a Corbin Russwin product is modified it no longer meets industry certification and quality control standards applicable to the original product and is no longer a genuine Corbin Russwin product. A modified product may not be sold as a Corbin Russwin product and the Corbin Russwin and Design® trademark or certification marks based on the original Corbin Russwin product, such as U.L. or ANSI/BHMA marks, may not appear anywhere on the modified product or on any packaging, literature, or instructions sold with the modified product.

All original Corbin Russwin packaging and literature carries the Corbin Russwin and Design® trademark and must be destroyed if the original Corbin Russwin product is modified. Portions of the product that carry the Corbin Russwin and Design® trademark or certification mark must be discarded and/or replaced by the party making the modification. U.L. and other certification testing and marking are also the responsibility of the party making modification. The use of the Corbin Russwin and Design® trademark on modified products constitutes trademark infringement.

Terms and Conditions continued**DELAYED ORDER NOTIFICATIONS (DON's)**

The orders awaiting a response for a DON will be cancelled if no answer is received from the customer after 5 days.

FIRE RATED OPENINGS

Any retrofit or other field modification to a fire rated opening can potentially impact the fire rating of the opening, and Corbin Russwin, Inc. makes no representations or warranties concerning what such impact may be in any specific situation. When retrofitting any portion of an existing fire-rated opening, or specifying and installing a new fire-rated opening, please consult with a code specialist or local code official (Authority Having Jurisdiction) to ensure compliance with all applicable codes and ratings.

TRADEMARK USE POLICY: ASSA ABLOY AMERICAS

The following policy ("Policy") of ASSA ABLOY Americas ("ASSA ABLOY"), and all of its affiliated group companies (collectively, the "Group Companies"), applies to the use of certain intellectual property of all such Group Companies, including all trademarks, names, logos, product images, and related information (the "ASSA ABLOY Marks").

ASSA ABLOY Marks are proprietary and critical to the success of ASSA ABLOY and the Group Companies, and may only be used in strict compliance with this Policy.

This Policy covers any person or entity reselling any product of any Group Company with the consent of such Group Company (each, an "Approved Reseller"). Each Approved Reseller has a non-exclusive right to use certain of the ASSA ABLOY Marks relating to any of the Group Companies for which it is an Approved Reseller, subject to the following conditions:

- (1) Approved Reseller's use of ASSA ABLOY Marks must be truthful, fair, and not misleading;
- (2) Approved Reseller's advertising must clearly indicate that it is advertising of the Approved Reseller, and is not advertising of ASSA ABLOY;
- (3) Approved Reseller may not use any ASSA ABLOY Marks as part of or in connection with a domain name;
- (4) Approved Reseller's advertising must not imply or suggest an association between the Approved Reseller and ASSA ABLOY other than that of buyer and seller;
- (5) Approved Reseller's use of ASSA ABLOY Marks must be a positive representation of ASSA ABLOY, the Group Companies, and their products;
- (6) Approved Reseller's trade name must be more predominant on Approved Reseller's advertising than the ASSA ABLOY Marks;
- (7) Approved Reseller's use of ASSA ABLOY Marks must include the trademark symbol ® or ™, as appropriate, along with the following trademark legend printed in legible text on the Web page or document containing ASSA ABLOY Marks: "[describe ASSA ABLOY Marks] are trademarks or registered trademarks of ASSA ABLOY, Inc. or one of its affiliates in the United States and other countries.";
- (8) Approved Reseller must not make modifications of any ASSA ABLOY Marks; and
- (9) Approved Reseller may use only ASSA ABLOY Marks associated with the Group Companies for which it is an Approved Reseller (e.g., an Approved Reseller that sells Group Company X products but not Group Company Y products may use Group Company X trademarks in connection with its sale of Group Company X products, but may not use Group Company Y trademarks).

ASSA ABLOY reserves the right to review Approved Reseller's usage of ASSA ABLOY Marks at any time and may:

- (a) require changes to the use of ASSA ABLOY Marks at any time in its sole discretion, which changes must be implemented within 30 days of written notice to Approved Reseller;
- (b) condition the use of ASSA ABLOY Marks on ASSA ABLOY's prior approval of such use, which approval may be withheld in its sole discretion;
- (c) revoke permission to use ASSA ABLOY Marks at any time for any or no reason upon 30 days prior written notice to Approved Reseller; and
- (d) revoke permission to use ASSA ABLOY Marks immediately upon notice to Approved Reseller in the event Approved Reseller is in violation of this Policy, or of any other agreement with ASSA ABLOY or any Group Company.

Approved Reseller's right to use ASSA ABLOY Marks in no way conveys to Approved Reseller any proprietary or economic interest in any ASSA ABLOY Marks.

Use of ASSA ABLOY Marks in violation of this Policy may result in severe civil and criminal liabilities. ASSA ABLOY will vigorously enforce this Policy by seeking all appropriate legal remedies, including, but not limited to, pecuniary damages and injunctive relief.

TECHNICAL INFORMATION AND ADVICE

(a) All designs, data, and specifications provided by Company are proprietary and will not be disclosed or reused by Customer without the prior written consent of Company; (b) Company assumes no obligation or liability for any advice given by Company, the results obtained, or damages incurred, and all such advice is given and accepted at Customer's risk.

Limited Warranty

Corbin Russwin, Inc. (Company) warrants that its products sold under the Corbin Russwin and Design® trade name in the United States of America are free from defects in workmanship and materials under normal use and service. This warranty does not cover defects or damage arising from improper installation, lack of or improper maintenance, improper storage, shipping and handling, corrosion, erosion, ordinary wear and tear, misuse, abuse, accident, unauthorized service, or use with unauthorized non-Corbin Russwin products or parts. This warranty is void if any modification is made to the warranty product, regardless of whether the modification causes or contributes to the alleged defect. All modifications are made at the risk of the party making the modification.

The only liability of the Company in tort or contract whether under this warranty or otherwise shall be limited to the repair or replacement of any product or component part which shall prove defective as covered by this warranty, within the stated time frame listed below, after delivery to the original purchaser.

| | |
|---|----------|
| DC6200 & DC6400 Series Door Closers | 30 years |
| DC8000 Series Door Closers | 30 years |
| DC3200 Series Door Closers | 15 years |
| DC5200 Door Closers..... | 30 years |
| ML2000 Series Mortise Locksets..... | 10 years |
| CL3100 Series Cylindrical Locksets | 10 years |
| CLX3300 Series Cylindrical Locksets | 10 years |
| CL3300/CL3500/CL3800 Series Cylindrical Locksets | 7 years |
| FE5400S/FE6700/FE6800/MP6600/BL6600 Series Multi-point Locksets | 7 years |
| ED4000, ED5000 Series Exit Devices, MELR Option & 900 Series Trim | 5 years |
| MP9800 Series | 5 years |
| Pyramid Cylinders..... | 5 years |
| CK4300 Series Cylindrical Knob Locksets..... | 3 years |
| All Electro-mechanical and electronic products..... | 2 years |
| Electrified Exit Devices..... | 2 years |
| Access 3 Cylinders..... | 1 year |
| All Other Locksets | 1 year |
| All Other Exit Device Trim..... | 1 year |
| All Other Corbin Russwin Products..... | 1 year |
| ED3000, ED7000, ED8000 Series Exit Devices & Trim..... | 1 year |
| MicroShield® Finish | 1 year |

Notes:

• **DC6000, DC8000 Closers:**

- Manufactured after May 1, 2021..... 30 years
- Manufactured from April 2013 until April 2021..... 25 years
- Manufactured prior to April 2013

• **DC5200 Closers:**

- Manufactured after November 1, 2023..... 30 years
- DC5230, DC5240 closers manufactured prior to this November 1, 2023

Finishes:

Corbin Russwin finishes are covered by a limited warranty period of one year after invoice date.

Warranty Requirements for Cylinders Factory or Field Combined:

Cylinders are lubricated at the factory with a petroleum based lubricant (Moist-Out / MO-10). Cylinders should be lubricated periodically depending upon environmental conditions. FLUID FILM lubricant is recommended. Never mix petroleum based lubricants with dry lubricants. Corbin Russwin cylinder and/or core warranty will be voided if used in non-Corbin Russwin locking devices.

Continued on next page

Limited Warranty continued**Warranty Requirements for Cylinders Field Combined:**

1. Keys shall be cut to the Corbin Russwin key biting specifications required for the particular keyway and depth system.
2. All pin lengths shall be selected according to prevailing factory standards.
3. Original Corbin Russwin cylinders and cylinder components, including pin tumblers and key blanks, shall be used. We reserve the right to void the warranty if we deem that a malfunction is a result of non-original components which do not conform to Corbin Russwin standards.

Keying Systems:

All bittings shall be originated or authorized by the Corbin Russwin Key Systems Department to be compatible with one another in a specific type of cylinder (Access 3, Pyramid, conventional, security, master ring, interchangeable core) and within a particular keying system. Product repair or replacement, or associated charges, will not be accepted under this warranty unless prior authorization from Corbin Russwin has been given. Upon receipt of products returned for repair or replacement, we will determine whether products qualify for repair or replacement under this warranty. If they do not, we will obtain authorization prior to proceeding. We have no liability to pay any costs of repair performed by anyone other than qualified personnel authorized by Corbin Russwin prior to the work being done.

The Company will not pay for the cost of repair performed other than in accordance with this warranty. Written notice of a product or component part believed to be defective as covered by this warranty should be sent to Corbin Russwin, Inc. 225 Episcopal Road, Berlin, CT 06037, and should include your name and address, an identification of the product or component part and a brief description of the defect. Upon receipt of such notice, the Company will inform you where to ship such product or component part, shipping charges prepaid, for examination and, in the event such examination reveals defect covered by this warranty, the product will be repaired or replaced. The Company reserves the right to replace discontinued product with an equivalent product as deemed by the Company.

THIS WARRANTY IS IN LIEU OF ALL OTHER EXPRESS WARRANTIES. TO THE EXTENT PERMITTED BY LAW, ALL IMPLIED WARRANTIES ARE LIMITED TO THE DURATION OF THIS WARRANTY. CORBIN RUSSWIN, INC. SHALL NOT BE LIABLE FOR ANY INCIDENTAL OR CONSEQUENTIAL DAMAGES. NO AGENT, SALES REPRESENTATIVE OR DEALER HAS THE AUTHORITY TO INCREASE OR ALTER THE OBLIGATIONS OF THIS WARRANTY. SOME STATES DO NOT ALLOW LIMITATIONS ON HOW LONG AN IMPLIED WARRANTY LASTS OR THE EXCLUSION OR LIMITATION OF INCIDENTAL OR CONSEQUENTIAL DAMAGES, SO THE ABOVE LIMITATION OR EXCLUSIONS MAY NOT APPLY TO YOU. THIS WARRANTY GIVES YOU SPECIFIC LEGAL RIGHTS, AND YOU MAY ALSO HAVE OTHER RIGHTS WHICH VARY FROM STATE TO STATE.

Finishes

| ANSI/BHMA Designation | Finish/Description |
|-----------------------|--|
| 600 | Primed for Painting (USP) |
| 605 | Bright Brass (US3) |
| 606 | Satin Brass (US4) |
| 611 | Bright Bronze (US9) |
| 612 | Satin Bronze (US10) |
| 613 | Dark Oxidized Satin Bronze, Oil Rubbed (US10B) |
| 613E | Dark Oxidized Satin Bronze - Equivalent |
| 613L | Dark Oxidized Satin Bronze, Clear Coated |
| 618 | Bright Nickel Plated (US14) |
| 619 | Satin Nickel Plated (US15) |
| 622 | Flat Black Coated (US19) |
| 625 | Bright Chromium Plated (US26) |
| 626 | Satin Chromium Plated (US26D) |
| 628 | Satin Aluminum, Clear Anodized (808 Mullion) |
| 629* | Bright Stainless Steel (US32) |
| 630* | Satin Stainless Steel (US32D) |
| 689 | Silver Aluminum Painted (SBL) |
| 690 | Dark Bronze Painted (DBL) |
| 691 | Light Bronze Painted (LBL) |
| 693 | Black Painted (FBL) |
| 695 | Dark Bronze Painted or Anodized (808 Mullion) |
| 696 | Satin Brass Painted (GBL) |
| 722 | Black oxidized bronze, oil rubbed |
| BSP | Black Suede Powder Coat |
| WSP | White Suede Powder Coat |

*629 and 630 finish options are Not available for the following Muséo levers: 104, 105,111, 112, 114, 115, 116, 117, 119, 121, 126, 127,130, 131, 132

Samples

Display Mounts (Base Hardware not included). Price covers mount only.

| For Product Series | Specify | Price |
|--|---------------------|----------|
| CL3100, CK4800 | SM-CL-NTB | \$195.00 |
| CLX3300, CL3800 | SM-CL-TB | \$195.00 |
| ML2000 x Sectional Trim (Lever, Knob, BLSS, HSS, HPSK) | SM-ML-L | \$182.00 |
| ML2000 x BHSS trim | SM-ML-WAVE-CYL x TP | \$286.00 |

Finish folder with cylinder scalps.

| Specify | Price |
|---------|----------|
| FP | \$176.00 |

Corbin Russwin Templates

Templates of Corbin Russwin products that are most commonly used are available through our website <http://www.corbinrusswin.com/en/site/corbin-russwin/Library/Product-Templates/>

General Information:

| | |
|---------------------------------------|----|
| Standard Features: Keying, Keys, Pins | 28 |
| Keyway Availability | 29 |
| General Information | 30 |
| Policy | 31 |
| Construction Core Program | 32 |
| Keying, Stamping, Cut Keys | 33 |
| Bitting List | 34 |
| Key Wizard | 35 |

Key Blanks:

| | |
|---|----|
| Stamping, Standard, Pyramid, Access 3 | 36 |
| Security Bow, Large Bow, Emergency Blanks, Emergency Master Key | 37 |

Access 3 AP Security Cylinders

| | |
|---|----|
| AP Fixed Core (Mortise/Rim), AP LFIC (Mortise/Rim) | 38 |
| AP LFIC, Fixed Core Component Cylinder, Deadlock Cylinder | 39 |
| AS Fixed Core (Mortise/Rim), AS LFIC (Mortise/Rim) | 40 |
| AS LFIC Core, AS Fixed Core Component Cylinder, AS Fixed Core Deadlock Cylinder | 41 |
| AHS Fixed Core (Mortise/Rim), AHS LFIC (Mortise/Rim) | 42 |
| AHS LFIC Core, AHS Fixed Core, Deadlock Cylinder, UL LFIC 6-Pin Housing (Mortise/Rim) | 43 |

Pyramid Cylinders:

| | |
|--|----|
| Fixed Core (Mortise/Rim) | 44 |
| Key-In-Lever/Knob High Security UL437 Listed | 45 |
| Interchangeable Core (Mortise/Rim) | 46 |
| Fixed Core (Mortise/Rim) | 47 |
| Key-In-Lever/Knob | 48 |
| Interchangeable Core (Mortise/Rim) | 49 |

Conventional Cylinders:

| | |
|---|----|
| Standard Mortise | 50 |
| Flexible Head Mortise, Concealed Shell Mortise | 51 |
| Special Function Mortise, Hotel Function Mortise | 52 |
| Non-Keyed Mortise, Thumbturn, Dummy, Rim Thumbturn Cylinders | 53 |
| Rim (.552 diameter Plug) | 54 |
| Key-In-Lever/Knob (.509 Plug), DL2200, DL3200 Series Cylindrical Deadlock | 55 |
| Key-In-Lever/Knob UT5200, CK4200, CK4400, G10, PL5000 | 56 |
| Key-In-Lever/Knob (.552 dia Plug), Adams Rite 4025 Pull | 57 |

Interchangeable Core Cylinders:

| | |
|--|----|
| IC Mortise, Hotel Function IC Mortise | 58 |
| IC Rim, Core Only | 59 |
| SFIC Mortise, SFIC Rim | 60 |
| SFIC Rim, SFIC Core Only | 61 |
| LFIC Mortise Housing Only, LFIC Rim Housing Only | 62 |
| SFIC Mortise Housing Only, SFIC Rim Housing Only | 63 |

Security Cylinders:

| | |
|--|----|
| Standard Security Mortise | 64 |
| Special Function Security Mortise, Hotel | 65 |
| Security Rim | 66 |
| Security Key-In-Lever/Knob (.552 Plug) | 67 |
| Security Interchangeable Cylinders: IC Mortise, Hotel Function | 68 |
| Security Interchangeable Cylinders: IC Rim, Security Core | 69 |

Master Ring Cylinders:

| | |
|---|----|
| Standard Master Ring Cylinder | 70 |
| Flexible Head Master Ring Mortise | 71 |
| Master Ring Rim, CK4200 & UT5200 Series, Special Applications | 72 |
| Service Equipment | 73 |
| Blank Page | 74 |

**Standard Features
Keying**

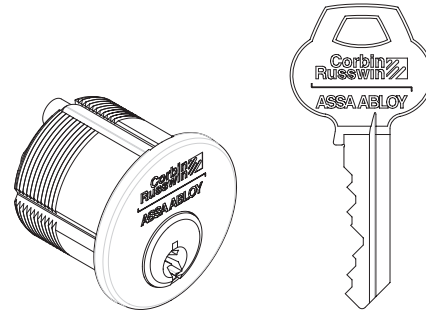
0-bitted except high security; random keying option offered at no charge

Keys

Two nickel silver keys

Pins

5-pin for 252, 752, 852 and A Class; all others furnished 6-pin



Ordering Examples

Stock Order - Conventional Cylinder

| Quantity | Cylinder | Finish |
|----------|----------|--------|
| 25 | CR1000 | 626 |

Contract/Detailed Order - Conventional Cylinder

| Quantity | Keyset | Cylinder | Finish | Option |
|----------|--------|------------------|--------|--------|
| 25 | AA1 | CR1000-138-A02-7 | 626 | CKC2 |

Stock Order - IC Cylinder

| Quantity | Cylinder | Finish |
|----------|----------|--------|
| 20 | CR1080 | 626 |

Contract/Detailed Order - IC Cylinder

| Quantity | Keyset | Cylinder | Finish | Misc.Option |
|----------|--------|------------------|--------|-------------|
| 4 | AF3 | CR1080-112-A04-7 | 606 | CKC2 |

Keyway Availability

Corbin Russwin keyways are separated into categories known as **Key Classes**, based on blade width and bitting dimensions. **Certain key blanks and cylinders are not available for certain key classes**, and notes to that effect appear in the catalog and price book. If you find a keyway exclusion notice and do not know the class of the keyway you need, refer to the list below.

Some keyways listed here are *inactive*. They remain available to support existing systems, but no *new systems* are generated on them.

| Keyway | Remarks |
|---------------|----------------------------------|
| 26 | Discontinued |
| 27 Series | X Class (28 and 29 are inactive) |
| 57 Series | X Class |
| 59 Series | Z Class |
| 60 | Z Class |
| 67 Series | X Class (68 and 69 are inactive) |
| 70 | Z Class |
| 77 Series | X Class (77 and 78 are inactive) |
| 97 and 99 | X Class |
| 252 | 852 Class (inactive) |
| 752 | 752 Class (inactive) |
| 852 | 852 Class (inactive) |
| 981, 982, 983 | 981 Class (inactive) |
| A1 thru A24 | A Class (inactive) |
| Access 3 | Access 3 |
| AR, BR, BL | X Class |
| D1 thru D4 | DH Class |
| G | 852 Class (inactive) |
| H1 thru H8 | DH Class |
| L1 thru L4 | Z Class (L2 formerly CCL) |
| N1 thru N28 | N Class (inactive) |
| Pyramid | Pyramid |
| Protected | DH or Z Class |
| Restricted | DH or Z Class |
| Best | Best keyways for SFIC |

Keyway Name Changes

All Multiplex Keyways using letters with numbers are now standardized to have the letter first and number last. Also, keyway designation will no longer include the number of pins. K and Z designations are being replaced by the more common N and A Series, respectively. 960 and 970 Series are replaced by the more common 980 Series. Only the following Russwin® older keyways are affected:

| Old Designation | Pins | New Designation |
|-----------------|--------|-----------------|
| 1N thru 28N | 6 | N1 thru N28 |
| 1K thru 28K | 5 or 7 | N1 thru N28 |
| 1A thru 24A | 5 | A1 thru A24 |
| 1Z thru 24Z | 6 | A1 thru A24 |
| 961, 962, 963 | 6 | 981, 982, 983 |
| 971, 972, 973 | 7 | 981, 982, 983 |

| Category | Description | Price |
|--------------------------------|--|---------------------------|
| Stock L4 | Keyway used for stock orders and limited keying systems. | No Charge |
| Standard (see list at left) | Keyways in general use for keying systems. | No Charge |
| Restricted (not published) | Selective keyways for use in new and existing keying systems. | No Charge |
| Protected | Notice of Acceptance showing facilities name, address and contact information must be submitted to key records before orders can be processed. Key system administration approval required prior to processing of order. | No Charge |
| Pyramid | One of Corbin Russwin's line of high security cylinders | See Pyramid pages 44-49 |
| Security | Old Emhart®/Security cylinders. | For existing systems only |
| Access 3 | Corbin Russwin's highest level of key control. | See Access 3 pages 38-43 |

Key Systems Security Policy

The purpose of this security policy is to enforce our policies Access 3, Pyramid, Security, Protected & Restricted keyway product, including key system information.

No master key system information or security related product is to be given or sold to anyone other than the facility owner through written correspondence. Verification must be submitted (fax copy will be acceptable) to Key Systems Administration. The verification must be on the facility's letterhead and signed by a facility authorized systems administrator. Key Systems Administration does not maintain "Letters of Authorization" on file. Each order must be accompanied by proper authorization. Only after the authorization has been verified will the order be processed for production.

Also includes:

- Bitting information (even one bitting, absolutely no top-level master keys)
- Bitting lists (all formats; i.e., hard copy, disc)
- Key blanks and systems components for Access 3 AS/AHS, Pyramid, and security cylinder systems.

Please note:

- No orders are to be processed through Key Systems Administration without proper authorization.
- Only orders with appropriate authorization attached will be given priority.
- Requests for systems information without proper authorization from the owner will be denied.
- Requests for information regarding the purchase of any systems support products as listed above will be referred to the local authorized sales agency.
- Refer to the current price lists for additional policies and procedures as they relate to this security policy.

Remember:

The purpose for the establishment of any security system is to provide an increased level of protection for the Facility owner.

Construction Core Program

How To Order

Use Quick Code CT6 for 6-PIN LFIC, CT7 for 7-PIN LFIC, CT6SB for 6-PIN SFIC, CT7SB for 7-PIN SFIC, and CTP for Access 3, Pyramid IC products. Use a separate purchase order or line item to order the permanent systems' core.

Cut Keys

Specify the required number of change keys and control keys on the order. Two control keys are provided at no charge. Two change keys are provided at no charge for the first 20 units ordered. One additional change key is provided for every 10 additional units at no charge.

Examples: 25 units provide 2 operating keys; 30 units provide 3; 100 units provide 10. Additional keys will be invoiced at the prevailing cut key price.

How To Return Cores

Contact your Customer Service Representative for a Returned Goods Authorization.

Provide the factory order number and year of the original order. Credit is issued for all cores returned in good operating condition, based on the price of a standard 6- or 7-pin core at the time of the original order. Applicable discounts to the original unit are applied to the returned core.

| Current pricing is as follows: | Price |
|--|----------|
| 6-PIN CONSTRUCTION CORE: (e.g. CR8000-CT6) returned for credit | \$108.00 |
| 7-PIN CONSTRUCTION CORE: (e.g. CR8000-CT7) returned for credit | \$110.00 |

How To Price

Use Quick Code charts in lockset and exit device price sections.

| | | | |
|------------------------------|--------------------------|------------|-----------------------------|
| 1 ea. Lockset | ML2051 NSA 626 | \$1,405.00 | List Price |
| x Construction Core | CTP | \$108.00 | List Price |
| | | \$1,513.00 | Subtotal |
| | Less 50/25% discount | \$567.38 | Subtotal Net Price |
| 1 ea. Pyramid Permanent Core | CR8027 x 626 | \$188.00 | List Price |
| | Less 50% discount | \$94.00 | Net Price |
| | | \$661.38 | Subtotal Net Price |
| Return Construction Core | CR8000 Construction Core | \$108.00 | List Price |
| | Less 50/25% discount | \$40.50 | (Credit - RGA from factory) |
| | | \$620.88 | Your Total Cost |

Cylinders for Competitor Products:
 CORBIN RUSSWIN cylinders or cores for use in non-CORBIN RUSSWIN manufactured locking devices for which CORBIN RUSSWIN has an equivalent, will be assessed an additional Cylinder Service Fee. This fee applies to masterkeyed cylinder only orders, 1 bitted high security cylinders and zero or 1 bitted restricted cylinder orders.

Keying

| Description | Specify Quick Code | Add or Deduct |
|---|------------------------|------------------------------|
| Keyed random ³ | KR | No Charge |
| Masterkey Service Fee. Applies to cylinders not being installed in Assa Abloy products | | Consult Factory |
| Master keyed (all cylinders except CR8000, CR8020, CR8200, CR8027, CR8500, CR8600, CR8700 IC Cores) | specify keyset | Add \$16.00 per cylinder |
| Master keyed Pyramid (except CR8020, CR8027 IC Core) | specify keyset | Add \$16.00 per cylinder |
| Master keyed Access 3 (except CR8500, CR8600, CR8700 IC Core) | specify keyset | Add \$16.00 per cylinder |
| Master keyed Security (including IC cylinder and core) | specify keyset | Add \$16.00 per cylinder |
| Master keyed (CR8000, CR8020, CR8027, CR8200, CR8500, CR8600, CR8700 IC Cores) | specify keyset | No Charge |
| Master keyed to customer bittings or sample key | specify keyset | Add \$16.00 per cylinder |
| Construction master keyed ^{1,2} | CMK | Add \$16.00 per cylinder |
| Temporary Construction core, 6-pin LFIC (Red, Blue or Green) including Access 3 AP & AS | CT6R, CT6B, CT6G | No Charge |
| Temporary Construction core, 7-pin LFIC (Red, Blue or Green) | CT7R, CT7B, CT7G | No Charge |
| Temporary Construction core, 6-pin SFIC (Blue) | CT6SB | No Charge |
| Temporary Construction core, 7-pin SFIC (Blue) | CT7SB | No Charge |
| Temporary Construction core, 6-pin (Red, Blue or Green) Access 3 AHS | CT6AHR, CT6AHB, CT6AHG | No Charge |
| Temporary Construction core, Access 3 Pyramid | CTP | No Charge |
| Temporary Disposable core ⁶ | CT6D, CT7D, CTPD | Deduct \$108.00 per cylinder |
| Small Format Temporary Disposable Cores ⁶ | CTSD | Deduct \$97.00 per cylinder |
| Uncombined (Access 3, Pyramid, Security fixed and IC core) ⁷ | UC | Deduct \$8.00 |
| Uncombined (conventional CR8000 IC core) ⁷ | UC | Deduct \$2.00 |
| Bump-Resistant Cylinder | BRP | Add \$32.00 per cylinder |
| More than 2 keys per lock | KY# (e.g., KY6) | See Cut Keys Section Below |
| For keys packed separately (Indicate appropriate "ship to" address on keying cover sheet) | | Add \$4.00 per cylinder |

Stamping

| | | |
|---|-----------------|----------------------|
| Visual key control (VKC) | | |
| - No stamping | VKC0 | \$4.50 |
| - Keys only | VKC1 | No Charge |
| - Cylinders and Keys ⁴ | VKC2 | \$8.00 |
| - Cylinders only ⁴ | VKC3 | \$8.00 |
| Concealed key control (CKC) | | |
| - CKC cylinders with VKC keys | CKC2 | \$8.00 |
| - CKC cylinders only ⁴ | CKC3 | \$8.00 |
| DO NOT DUPLICATE | Order by number | See pages 36-37 |
| End user custom die stamps* for key bows | | \$4.00 |
| Other stamping on keys or cylinders (Up to 7 characters on cylinders) | | \$3.00 per character |

* For development of custom key stamp add one-time charge of \$840.00. Die is property of Corbin Russwin.

Cut Keys

| | Conventional Keyway ⁵ Restricted Keyway | | Protected Keyway | | SFIC Keys | Security Keys | Pyramid Keys | Access 3 | | |
|--|---|---------------|------------------|---------------|--------------|---------------|--------------|----------|---------|---------|
| | 10 Series Bow | 50 Series Bow | 10 Series Bow | 50 Series Bow | KB42 or KB43 | KB90 or KB92 | KB28 | AP | AS | AHS |
| Extra cut change keys with lockset/cylinder | \$7.10 | \$7.70 | \$8.30 | \$8.80 | \$11.60 | \$26.30 | \$13.90 | \$7.00 | \$13.90 | \$13.90 |
| Cut change keys without lockset/cylinder | \$14.80 | \$15.40 | \$16.00 | \$16.50 | \$11.60 | \$26.30 | \$20.20 | \$14.80 | \$21.70 | \$21.70 |
| Cut master keys (all levels) and control keys with or without lockset/cylinder | \$14.80 | \$15.40 | \$16.00 | \$16.50 | \$11.60 | \$26.30 | \$20.20 | \$14.80 | \$21.70 | \$21.70 |
| Cut construction master keys with or without lockset/cylinder | \$14.80 | \$15.40 | \$16.00 | \$16.50 | N/A | N/A | N/A | \$14.80 | \$21.70 | N/A |

Cut Change/Control keys for temporary cores with or without lockset/cylinder (Conventional Keyway 10 series only & SFIC KB42 only carry pricing. All other N/A)

Note: Two (2) cut change keys are provided per lockset or cylinder at no charge. Keyblanks cannot be substituted for cut keys.

For keys with bows other than 10 and 90, specify "KB" + number as Quick Code, e.g. KB12. KB92 cannot be furnished with VKC or other markings. Cylinders pinned directly to GMK or MK level keys do not include cut keys. Please order GMK and MK keys separately.

Notes:

1. CMK Construction master keying charge is in addition to master keying charge.
2. CMK Construction master keying is not available in interchangeable core, Access 3, Pyramid, or Security series.
3. Access 3 and Pyramid series is not available keyed random or 0-bitting. All LFIC and SFIC cylinders unavailable keyed random.
4. VKC2, VKC3 is not available in Access 3, Pyramid or Security series.
5. Conventional cut change keys are furnished standard with key section, system type and bitting number.
6. Disposable cores ordered separately - \$58.00 per set. Sold in multiples of 10 sets.
7. Keys, springs, and spring covers not included.

| Presentation Keys | | Price |
|-------------------|--|------------------------|
| Specify: | Key Symbol; Plating (nickel is standard); Stamping; Bow, if available for key class | |
| Standard Bow: | 51 for all except below | |
| | 90 for Security series | Nickel Plated \$146.00 |
| | 10 for 6 PIN 852 & A Class keys | Gold Plated \$280.00 |

Bitting Lists

To protect the security of keying systems, bitting lists will only be sent to the end user or his designated agent, via Certified Mail Return Receipt Requested or UPS AOD. Copies will not be transmitted via fax. The complete name and address where the bitting list is to be sent must be indicated on the letter of authorization and on the purchase order.

Master key system bitting lists will not be created by Corbin Russwin Key Systems Administration unless the request is accompanied by an order for factory keyed product. Corbin Russwin releases all liabilities for cylinders not pinned to factory master key systems.

| # Bittings | Paper | Disc | Simple K | Key Wizard | Paper Price | Disc Price | Simple K/ Key Wizard Price |
|------------|--------|---------|----------|------------|-----------------|------------|----------------------------------|
| 1-50 | KC1-CR | KCD1-CR | DLSK1-CR | DLKW1-CR | \$451.00 | \$295.00 | \$373.00 |
| 51-200 | KC2-CR | KCD2-CR | DLSK2-CR | DLKW2-CR | \$607.00 | \$451.00 | \$529.00 |
| 201-1000 | KC3-CR | KCD3-CR | DLSK3-CR | DLKW3-CR | \$761.00 | \$605.00 | \$683.00 |
| 1001-3000 | KC4-CR | KCD4-CR | DLSK4-CR | DLKW4-CR | \$918.00 | \$762.00 | \$840.00 |
| 3001-6000* | KC5-CR | KCD5-CR | DLSK5-CR | DLKW5-CR | \$1,040.00 | \$884.00 | \$962.00 |
| 6001-9000* | KC6-CR | KCD6-CR | DLSK6-CR | DLKW6-CR | \$1,481.00 | \$1,325.00 | \$1,403.00 |
| Over 9000* | KC7-CR | KCD7-CR | DLSK7-CR | DLKW7-CR | Consult Factory | | |

NOTE: Bitting Lists requested for keysets ordered with factory keyed product for either a new or existing system will be provided at no charge, except for Simple K DLSK1-CR thru DLSK7-CR & Key Wizard DLKW1-CR thru DLKW7-CR. For existing system pricing above will apply. For new system see page 35

- Additional Bittings or P.O.'s for Bitting Lists Only – **EXISTING MASTER KEY GROUPS**
Up to 10 **total** for keysets tied to **existing** master key groups will be provided at no charge
11 or more bittings will be charged per above chart
- Additional Bittings or P.O.'s for Bitting Lists Only – **NEW MASTER KEY GROUPS**
Regardless of the quantity being requested, will be charged per above chart

These prices are for a hierarchical Master Key system with no cross-keying of selected keys.
For special requirements or for systems prior to 1999, consult Key Systems Administration for a quote.

Corbin Russwin releases all liabilities for cylinders not pinned to factory master key systems.

Cylinders for Competitor Products:

CORBIN RUSSWIN cylinders or cores for use in non-CORBIN RUSSWIN manufactured locking devices for which CORBIN RUSSWIN has an equivalent, will be assessed an additional Cylinder Service Fee. This fee applies to masterkeyed cylinder only orders, 1 bitted high security cylinders and zero or 1 bitted restricted cylinder orders.

Key Management Software

Simple K – Special online ordering procedures accessible via the ASSA ABLOY Door Security Solutions Extranet (www.assaabloydss.com)
- contact customer service for more information.

| SimpleK – Standard Edition | Description | Price |
|--------------------------------|--|------------|
| SMK040-30 | Primary License (3 users) | \$2,981.00 |
| SMK040-31 | Updates & Support Plan on Primary License, 1 year | \$613.00 |
| SimpleK – Professional Edition | Description | Price |
| SMK042-30 | Primary License (3 users) | \$4,213.00 |
| SMK042-32 | Additional license | \$510.00 |
| SMK042-35 | Updates & Support Plan on Primary License, 1 year | \$919.00 |
| SMK042-33 | Updates & Support Plan on Additional License, 1 year (per Add. Lic.) | \$153.00 |
| Add-On Modules | Description | Price |
| SMK032-31 | Item Tracking | \$1,384.00 |
| SMK032-33 | Web Interface | \$1,823.00 |
| SMK032-35 | Room Management | \$875.00 |
| SMK032-37 | Mobile Applications | \$1,239.00 |

Key Systems Administration Price

| | |
|--|--------------------------|
| Customer Provided Bittings (CPB) 1,2,3,4,5 | Add \$16.00 per cylinder |
|--|--------------------------|

- Notes:**
- This charge is for keying to customer supplied bittings only.
 - All cylinders requested to be keyed to combinations not supplied by Corbin Russwin will be subject to this charge.
 - Corbin Russwin releases all liabilities, including key interchange, to systems generated by customer-supplied bittings that are supplied by others.
 - Purchase orders with customer-supplied bittings not meeting Corbin Russwin’s specifications will be processed 0-bitted in the specified keyway and exempt from upcharge.
 - Master keying or CMK charges not included.

Disclaimer
Corbin Russwin reserves the right to release total liability of any factory generated master key system which incorporates cross keying, both controlled and uncontrolled. A master key system incorporating cross keying yields less security and jeopardizes system expansion.

Controlled Cross Keying: A condition in which two or more different keys of the same level of keying and under the same higher level

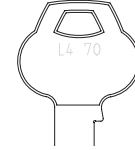
| | |
|--------------|-----------|
| Cross Keying | No Charge |
|--------------|-----------|

key(s) operate one cylinder by design; e.g., XAA1 operated by AA2.

Uncontrolled Cross Keying: A condition in which two or more different keys under different higher-level keys operate one cylinder by design; e.g., XAA1 operated by AB, AB1.

Stamping Key Section on Key Blanks

Key blanks are furnished standard with no key section ID. When so specified, key blanks can be stamped with the key section at no charge. The minimum quantity for this service is a box of 50 key blanks



Standard Bow, Nickel Silver (Order in multiples of 50)



| Coined Logo | Plain Both Sides | DO NOT DUPLICATE | US PROPERTY DO NOT DUPLICATE | RESTRICTED DO NOT DUPLICATE | Price Each | | |
|--------------|------------------|------------------|------------------------------|-----------------------------|-------------------------|---------------------------|---|
| | | | | | Standard Single Section | Restricted Single Section | Standard and Restricted Multi-Section** |
| (X1, Z1, R)* | (X4, Z4, P)* | (X5, Z5, P5)* | (X6, Z6, P6)* | | | | |
| xx-5PIN-10 | xx-5PIN-11 | xx-5PIN-12 | xx-5PIN-13 | xx-5PIN-12 | \$3.00 | \$3.18 | \$3.36 |
| xx-6PIN-10 | xx-6PIN-11 | xx-6PIN-12 | xx-6PIN-13 | xx-6PIN-12 | | | |
| xx-7PIN-10 | xx-7PIN-11 | xx-7PIN-12 | xx-7PIN-13 | xx-7PIN-12 | \$3.08 | \$3.26 | \$3.38 |

*(Old Reference)

**Multi-section keys enter more than one keyway; eg. D12, H41, 2852, 9812, 59A, 57AD, 067, etc.

† Protected keyway keys will be stamped "Restricted"

Pyramid (Available in quantities of 10, 25, 50 and multiples of 50)

Standard bow furnished for all Pyramid Keys.



| Key Blank Number | Description | Price Each |
|------------------|----------------|------------|
| XX-7PIN-28 | Single section | \$10.10 |
| | Multi-section | \$18.80 |

Access 3



| Key Blank Number | Description | Price Each |
|------------------|--|------------|
| 6PIN-38-AP | Standard key blanks for AP cylinders | \$5.20 |
| 6PIN-38-AS | Standard key blanks for AS & AHS cylinders | \$10.10 |

Security Bow No other shape for security keys. (Order in multiples of 50)

Not Available for 252, 752, 852, A, N, or X Class keys.


Inactive, for existing systems only.



| Coined Logo | Plain Both Sides | DO NOT DUPLICATE | US PROPERTY DO NOT DUPLICATE | RESTRICTED DO NOT DUPLICATE | Price Each |
|-----------------------------|------------------|------------------|------------------------------|-----------------------------|------------|
| xx-6PIN-90 | xx-6PIN-91 | xx-6PIN-92 | xx-6PIN-93 | xx-6PIN-92 | \$10.10 |
| xx-7PIN-90 for hotel EMK | | | | | \$12.70 |

Large Bows (Order in multiples of 50)

Large Not Available for 252, 752, 852 or A Class keys.



| Plain Both Sides | DO NOT DUPLICATE | US PROPERTY DO NOT DUPLICATE | RESTRICTED DO NOT DUPLICATE | Price Each | PROTECTED DO NOT DUPLICATE | Price Each |
|------------------|------------------|------------------------------|-----------------------------|------------|----------------------------|------------|
| (Y4 and S) | (Y5 and S5) | (Y6 and S6) | | | | |
| xx-5PIN-51 | xx-5PIN-52 | xx-5PIN-53 | xx-5PIN-52 | \$4.80 | xx-5PIN-52 | \$7.10 |
| xx-6PIN-51 | xx-6PIN-52 | xx-6PIN-53 | xx-6PIN-52 | | xx-6PIN-52 | |
| xx-7PIN-51 | xx-7PIN-52 | xx-7PIN-53 | xx-7PIN-52 | | xx-7PIN-52 | |

SFIC Key Blanks

| Description | Key Number | Price Each |
|--|------------|------------|
| Duplication Prohibited 6-Pin Key | 6PIN-42-KB | \$3.70 |
| Duplication Prohibited 7-Pin Key | 7PIN-42-KB | \$3.70 |
| US Property Do Not Duplicate 6-Pin Key | 6PIN-43-KB | \$3.70 |
| US Property Do Not Duplicate 7-Pin Key | 7PIN-43-KB | \$3.70 |

Emergency Key Blanks for Hotel Function Access 3 Cylinder

| Description | Key Number | Price Each |
|---|---------------|------------|
| Emergency key for mortise AP cylinders | 6PIN-38-E2-AP | \$7.30 |
| Emergency key for mortise AS & AHS cylinders | 6PIN-38-E2-AS | \$10.40 |
| Emergency key for key-in lever AP cylinders | 6PIN-38-E6-AP | \$7.30 |
| Emergency key for key-in lever AS & AHS cylinders | 6PIN-38-E2-AS | \$10.40 |

Emergency Master Key Blanks for Hotel Function Cylinder (Order in multiples of 10)

Non-IC mortise cylinder use 7PIN blanks, as already listed: xx-7PIN-51 & xx-7PIN-90. (Order in multiples of 50)

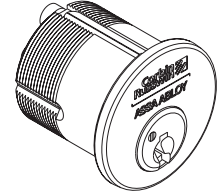
Not Available for 252, 752, 852 or A Class keys.



| Lockset | EMK Blank | Price Each |
|---|---------------|------------|
| IC Mortise | xx-6PIN-51-E1 | \$7.30 |
| IC Mortise, Security | xx-6PIN-90-E1 | \$9.90 |
| CK4229, including IC; CK4429 | xx-6PIN-51-E4 | \$7.30 |
| CK4229 Security, Including IC | xx-6PIN-90-E4 | \$9.90 |
| CL3329, CL3429, CL3629 6PIN, Including IC | xx-6PIN-51-E8 | \$7.30 |
| CL3329, CL3429, CL3629 7PIN, Including IC | xx-7PIN-51-E8 | \$7.30 |
| 1400/4300 and 5600/3300 Series | xx-6PIN-51-E5 | \$8.50 |

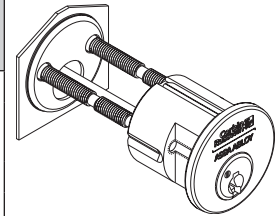
Mortise Cylinder

| Cylinder Number | Description | 605, 606, 611, 612, 613, 613E, 618, 619, 622, 625, 626, 629, 630, 722, BSP, WSP |
|-----------------|---|---|
| CR1500-114 | ML2000 Series mortise locks (including electrified and EAC devices) | \$125.00 |
| CR1500-138 | DL3000 and DL4100 deadlocks | |
| CR1500-112 | ED5600, ED6600 and ED7600 exit devices | |
| CR1500-134 | All ED5000 cylinder dogging, alarm units, delayed egress cylinders | |
| CR1501-114-A01 | AP Hotel Mortise Cylinder | \$168.00 |



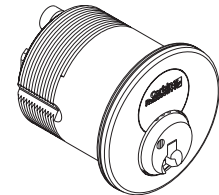
Rim Cylinder

| Cylinder Number | Description | 605, 606, 611, 612, 613, 613E, 618, 619, 622, 625, 626, 629, 630, 722, BSP, WSP |
|-----------------|--|---|
| CR3500-058 | 5/8" tailpiece | \$125.00 |
| CR3500-138 | 1-3/8" M61 & M62 option for ED8200 and obsolete ED9200 exit device alarms; ED5202(A) inside cylinder | |
| CR3500-200 | 2" tailpiece | |
| CR3500-200N | 2" ED4000/ED5000 night latch function | |
| CR3500-200V | 2" vertical tailpiece | \$127.00 |
| CR3500-312 | 3-1/2" tailpiece | |
| CR3500-312V | 3-1/2" vertical tailpiece | |



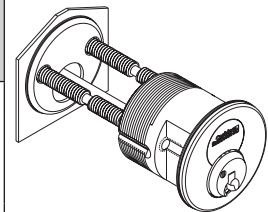
AP LFIC - Mortise Cylinder

| Cylinder Number | Description | 605, 606, 611, 612, 613, 613E, 618, 619, 622, 625, 626, 629, 630, 722, BSP, WSP |
|-----------------|---|---|
| CR1580-114 | ML2000 Series mortise locks (including electrified and EAC devices) | \$233.00 |
| CR1580-138 | DL3000 and DL4100 deadlocks | \$236.00 |
| CR1580-112 | ED5600, ED6600 and ED7600 exit devices | |
| CR1580-134 | All ED5000 cylinder dogging, alarm units, delayed egress cylinders | \$244.00 |



AP LFIC - Rim Cylinder

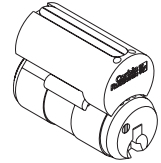
| Cylinder Number | Description | 605, 606, 611, 612, 613, 613E, 618, 619, 622, 625, 626, 629, 630, 722, BSP, WSP |
|-----------------|--|---|
| CR3580-058 | 5/8" tailpiece | \$233.00 |
| CR3580-114 | 1-1/4" M61 & M62 option for ED8200 and ED9200 exit device alarms | |
| CR3580-178 | 1-7/8" tailpiece | |
| CR3580-178V | 1-7/8" vertical tailpiece | |
| CR3580-318 | 3-1/8" tailpiece | \$235.00 |



*LFIC Cores are provided in 606, 626 or BSP finish only.

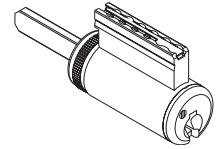
AP LFIC Core

| Cylinder Number | Description | Finish: 606, 626, BSP |
|-----------------|-----------------------------------|-----------------------|
| CR8500 | All Corbin Russwin LFIC cylinders | \$108.00 |



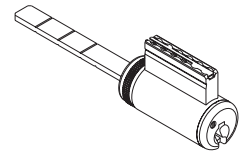
AP Fixed Core Component Cylinder

| Cylinder Number | Description | Finish: 606, 626, BSP |
|-----------------|--|-----------------------|
| CR2500-031 | CL3100 Series Vandal Resistant, CK4300 Knob | \$115.00 |
| CR2500-033 | CL3300, CL3500, CL3600 (June 2000 and after), CL3800, Lever Trim - A6/N6/PR6 | |
| CR2500-033H | G10 Exit Device Knob Trim | |
| CR2500-034 | CLX3300 | |
| CR2500-037 | CL3700 Lever, CK4700 Knob | |
| CR2500-039 | CL3900 | |
| CR2500-039L | CL3900 Lever (2" and 2-1/4" Thick Door) | |
| CR2500-044 | CK4400 | |
| CR2500-052 | CK4200/UT5200 | |



AP Fixed Core Deadlock Cylinder

| Cylinder Number | Description | Finish: 606, 626, BSP |
|-----------------|----------------------|-----------------------|
| CR4500-134-A51 | DL2200/DL3200 Series | \$115.00 |
| CR4500-134-A52 | | |
| CR4500-214-A52 | | |



AP Fixed Core Hotel Cylinder

| Cylinder Number | Description | Finish: 606, 626, BSP |
|-----------------|--------------------------------|-----------------------|
| CR2501-031 | CL3100 Series Vandal Resistant | \$132.00 |
| CR2501-034 | CL3300, CLX3300 | |
| CR2501-034A | CLX3300 | |

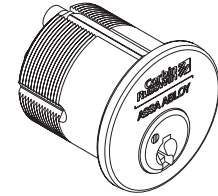
AP Fixed Core Component Cylinder for Other Manufacturer's Products

| Cylinder Number | Description | Finish: 606, 626, BSP |
|-----------------|---|-----------------------|
| CR2300-001-C21 | Schlage D Series Lever Arrow H Series Knobs and Levers Sargent 10 Line ¹ | \$276.00 |
| CR2300-001-C22 | Schlage AL and ND Series Levers | |
| CR2300-002-C21 | Schlage D Series Knobs | |
| CR2300-002-C22 | Schlage A Series Knobs (Ply, etc.) | |
| CR2300-002-C23 | Schlage A Series Knobs (ORB only) | |

1. SARGENT lock order must include 30- prefix.

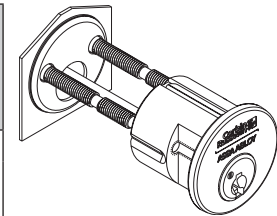
AS Fixed Core - Mortise Cylinder

| Cylinder Number | Description | 605, 606, 611, 612, 613, 613E, 618, 619, 622, 625, 626, 629, 630, 722, BSP, WSP |
|-----------------|---|---|
| CR1600-114 | ML2000 Series mortise locks (including electrified and EAC devices) | \$206.00 |
| CR1600-138 | DL3000 and DL4100 deadlocks | |
| CR1600-112 | ED5600, ED6600 and ED7600 exit devices | |
| CR1600-134 | All ED5000 cylinder dogging, alarm units, delayed egress cylinders | |
| | | \$216.00 |



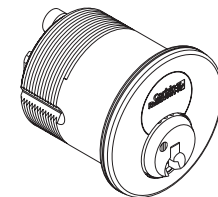
AS Fixed Core - Rim Cylinder

| Cylinder Number | Description | 605, 606, 611, 612, 613, 613E, 618, 619, 622, 625, 626, 629, 630, 722, BSP, WSP |
|-----------------|--|---|
| CR3600-058 | 5/8" tailpiece | \$206.00 |
| CR3600-138 | 1-3/8" M61 & M62 option for ED8200 and obsolete ED9200 exit device alarms; ED5202(A) inside cylinder | |
| CR3600-200 | 2" tailpiece | |
| CR3600-200N | 2" night latch function | |
| CR3600-200V | 2" vertical tailpiece | |
| CR3600-312 | 3-1/2" tailpiece | \$208.00 |
| CR3600-312V | 3-1/2" vertical tailpiece | |



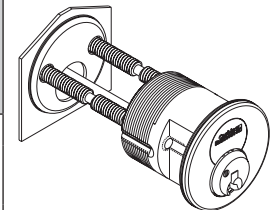
AS LFIC - Mortise Cylinder

| Cylinder Number | Description | 605, 606, 611, 612, 613, 613E, 618, 619, 622, 625, 626, 629, 630, 722, BSP, WSP |
|-----------------|---|---|
| CR1680-114 | ML2000 Series mortise locks (including electrified and EAC devices) | \$314.00 |
| CR1680-138 | DL3000 and DL4100 deadlocks | \$317.00 |
| CR1680-112 | ED5600, ED6600 and ED7600 exit devices | |
| CR1680-134 | All ED5000 cylinder dogging, alarm units, delayed egress cylinders | \$325.00 |



AS LFIC - Rim Cylinder

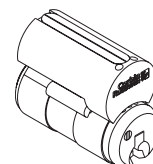
| Cylinder Number | Description | 605, 606, 611, 612, 613, 613E, 618, 619, 622, 625, 626, 629, 630, 722, BSP, WSP |
|-----------------|--|---|
| CR3680-058 | 5/8" tailpiece | \$314.00 |
| CR3680-114 | 1-1/4" M61 & M62 option for ED8200 and ED9200 exit device alarms | |
| CR3680-178 | 1-7/8" tailpiece | |
| CR3680-178V | 1-7/8" vertical tailpiece | |
| CR3680-318 | 3-1/8" tailpiece | |
| | | \$316.00 |



*LFIC Cores are provided in 606, 626 or BSP finish only.

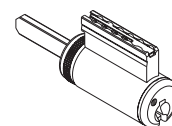
AS LFIC Core

| Cylinder Number | Description | Finish: 606, 626, BSP |
|-----------------|-----------------------------------|-----------------------|
| CR8600 | All Corbin Russwin LFIC Cylinders | \$189.00 |



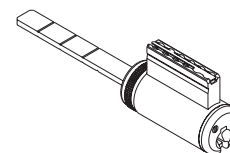
AS Fixed Core Component Cylinder

| Cylinder Number | Description | Finish: 606, 626, BSP |
|-----------------|--|-----------------------|
| CR2600-031 | CL3100 Series Vandal Resistant, CK4300 Knob | \$204.00 |
| CR2600-033 | CL3300, CL3500, CL3600 (June 2000 and after), CL3800, Lever Trim - AG/NG/PR6 | |
| CR2600-033H | G10 Exit Device Knob Trim | |
| CR2600-034 | CLX3300 | |
| CR2600-037 | CL3700 Lever, CK4700 Knob | |
| CR2600-039 | CL3900 | |
| CR2600-039L | CL3900 Lever (2" and 2-1/4" Thick Door) | |
| CR2600-044 | CK4400 | |
| CR2600-052 | CK4200/UT5200 | |



AS Fixed Core Deadlock Cylinder

| Cylinder Number | Description | Finish: 606, 626, BSP |
|-----------------|----------------------|-----------------------|
| CR4600-134-A51 | DL2200/DL3200 Series | \$204.00 |
| CR4600-134-A52 | | |
| CR4600-214-A52 | | |



AS Fixed Core Hotel Cylinder

| Cylinder Number | Description | Finish: 606, 626, BSP |
|-----------------|--------------------------------|-----------------------|
| CR2601-031 | CL3100 Series Vandal Resistant | \$221.00 |
| CR2601-034 | CL3300, CLX3300 | |
| CR2601-034A | CLX3300 | |

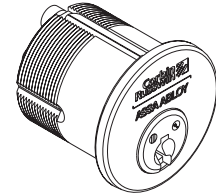
AS Fixed Core Component Cylinder for Other Manufacturer's Products

| Cylinder Number | Description | Finish: 606, 626, BSP |
|-----------------|---|-----------------------|
| CR2600-001-C21 | Schlage D Series Lever Arrow H Series Knobs and Levers Sargent 10 Line ¹ | \$343.00 |
| CR2600-001-C22 | Schlage AL and ND Series Levers | |
| CR2600-002-C21 | Schlage D Series Knobs | |
| CR2600-002-C22 | Schlage A Series Knobs (Ply, etc.) | |
| CR2600-002-C23 | Schlage A Series Knobs (ORB only) | |

1. SARGENT lock order must include 30- prefix.

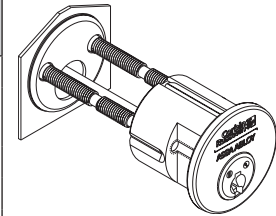
AHS Fixed Core - Mortise Cylinder

| Cylinder Number | Description | 605, 606, 611, 612, 613, 613E, 618, 619, 622, 625, 626, 629, 630, 722, BSP, WSP |
|-----------------|---|---|
| CR1700-114 | ML2000 Series mortise locks (including electrified and EAC devices) | \$240.00 |
| CR1700-138 | DL3000 and DL4100 deadlocks | |
| CR1700-112 | ED5600, ED6600 and ED7600 exit devices | \$250.00 |
| CR1700-134 | All ED5000 cylinder dogging, alarm units, delayed egress cylinders | |



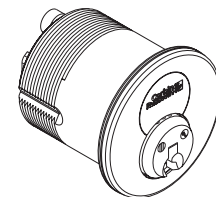
AHS Fixed Core - Rim Cylinder

| Cylinder Number | Description | 605, 606, 611, 612, 613, 613E, 618, 619, 622, 625, 626, 629, 630, 722, BSP, WSP |
|-----------------|--|---|
| CR3700-058 | 5/8" tailpiece | \$240.00 |
| CR3700-138 | 1-3/8" M61 & M62 option for ED8200 and obsolete ED9200 exit device alarms; ED5202(A) inside cylinder | |
| CR3700-200 | 2" tailpiece | |
| CR3700-200N | 2" night latch function | |
| CR3700-200V | 2" vertical tailpiece | \$242.00 |
| CR3700-312 | 3-1/2" tailpiece | |
| CR3700-312V | 3-1/2" vertical tailpiece | |



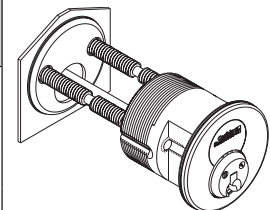
AHS LFIC - Mortise Cylinder

| Cylinder Number | Description | 605, 606, 611, 612, 613, 613E, 618, 619, 622, 625, 626, 629, 630, 722, BSP, WSP |
|-----------------|---|---|
| CR1788-114 | ML2000 Series mortise locks (including electrified and EAC devices) | \$348.00 |
| CR1788-138 | DL3000 and DL4100 deadlocks | \$351.00 |
| CR1788-112 | ED5600, ED6600 and ED7600 exit devices | |
| CR1788-134 | All ED5000 cylinder dogging, alarm units, delayed egress cylinders | \$359.00 |



AHS LFIC - Rim Cylinder

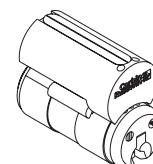
| Cylinder Number | Description | 605, 606, 611, 612, 613, 613E, 618, 619, 622, 625, 626, 629, 630, 722, BSP, WSP |
|-----------------|--|---|
| CR3788-058 | 5/8" tailpiece | \$348.00 |
| CR3788-114 | 1-1/4" M61 & M62 option for ED8200 and ED9200 exit device alarms | |
| CR3788-178 | 1-7/8" tailpiece | |
| CR3788-178V | 1-7/8" vertical tailpiece | |
| CR3788-318 | 3-1/8" tailpiece | \$350.00 |



*LFIC Cores are provided in 606, 626 or BSP finish only.

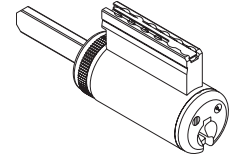
AHS LFIC Core

| Cylinder Number | Description | Finish: 606, 626 |
|-----------------|-----------------------------------|------------------|
| CR8700 | All Corbin Russwin LFIC cylinders | \$223.00 |



AHS Fixed Core Component Cylinder

| Cylinder Number | Description | Finish: 606, 626, BSP |
|-----------------|--|-----------------------|
| CR2700-031 | CL3100 Series Vandal Resistant, CK4300 Knob | \$238.00 |
| CR2700-033 | CL3300, CL3500, CL3600 (June 2000 and after), CL3800, Lever Trim - A6/N6/PR6 | |
| CR2700-033H | G10 Exit Device Knob Trim | |
| CR2700-034 | CLX3300 | |
| CR2700-037 | CL3700 Lever, CK4700 Knob | |
| CR2700-039 | CL3900 | |
| CR2700-039L | CL3900 Lever (2" and 2-1/4" Thick Door) | |
| CR2700-044 | CK4400 | |
| CR2700-052 | CK4200/UT5200 | |

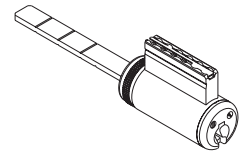


AHS Fixed Core Hotel Cylinder

| Cylinder Number | Description | Finish: 606, 626, BSP |
|-----------------|--------------------------------|-----------------------|
| CR2701-031 | CL3100 Series Vandal Resistant | \$255.00 |
| CR2701-034 | CL3300, CLX3300 | |
| CR2701-034A | CLX3300 | |

AHS Fixed Core Deadlock Cylinder

| Cylinder Number | Description | Finish: 606, 626, BSP |
|-----------------|--------------------|-----------------------|
| CR4700-134-A51 | DL2200/3200 Series | \$238.00 |
| CR4700-134-A52 | | |
| CR4700-214-A52 | | |



AHS Fixed Core Component Cylinder for Other Manufacturer's Products

| Cylinder Number | Description | Finish: 606, 626 |
|-----------------|---|------------------|
| CR2900-001-C21 | Schlage D Series Lever Arrow H Series Knobs and Levers Sargent 10 Line ¹ | \$369.00 |
| CR2900-001-C22 | Schlage AL and ND Series Levers | |
| CR2900-002-C21 | Schlage D Series Knobs | |
| CR2900-002-C22 | Schlage A Series Knobs (Ply, etc.) | |
| CR2900-002-C23 | Schlage A Series Knobs (ORB only) | |

1. SARGENT lock order must include 30- prefix.

UL LFIC 6-Pin Mortise Housing

| Cylinder Number | Description | 605, 606, 611, 612, 613, 613E, 618, 619, 622, 625, 626, 629, 630, 722, BSP, WSP |
|-----------------|---|---|
| CR1078-114 | ML2000 Series mortise locks (including electrified and EAC devices) | \$125.00 |
| CR1078-138 | DL3000 and DL4100 deadlocks | \$128.00 |
| CR1078-112 | ED5600, ED6600 and ED7600 exit devices | |
| CR1078-134 | All ED5000 cylinder dogging, alarm units, delayed egress cylinders | \$136.00 |

UL LFIC 6-Pin Rim Housing

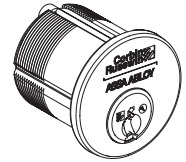
| Cylinder Number | Description | 605, 606, 611, 612, 613, 613E, 618, 619, 622, 625, 626, 629, 630, 722, BSP, WSP |
|-----------------|--|---|
| CR3078-058 | 5/8" tailpiece | \$125.00 |
| CR3078-114 | 1-1/4" M61 & M62 option for ED8200 and ED9200 exit device alarms | |
| CR3078-178 | 1-7/8" tailpiece | |
| CR3078-178V | 1-7/8" vertical tailpiece | |
| CR3078-318 | 3-1/8" tailpiece | |

Fixed Core Mortise

7-Pin - No Cross Keying - Furnished standard with 610502 solid recessed collar unless otherwise indicated.
High Security UL437 Listed.

Cylinder Number Example

To simplify ordering, options designated "standard" may be omitted from the ordering sequence.



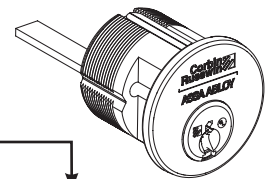
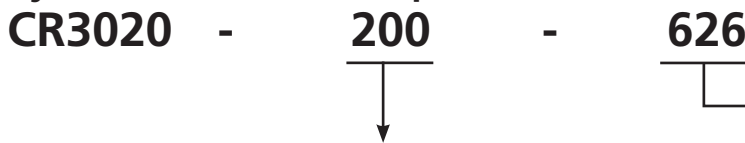
| Length | | Cam | | Finish | |
|--------------|----------|------------------|--|----------|-----|
| 114 | (1-1/4") | A01 | Cloverleaf (standard) | 605 | 622 |
| | | A02 | Straight | 606 | 625 |
| 112 | (1-1/2") | A03 | Adams Rite® MS | 611 | 626 |
| | | A04 | DL4000 Deadlock | 612 | 629 |
| | | A05 | Adams Rite® 4070 | 613 | 630 |
| | | A06 ² | Schlage® L9000 | 613E | 722 |
| | | A07 | DL4100 Series Deadlock | 618 | BSP |
| | | A62 | Straight | 619 | WSP |
| | | A92 | Exit Grip O1, O2 | | |
| | | A93 ¹ | For Obsolete Corbin® 610 Series and Russwin®1403 Series Deadlock | | |
| Cylinder No. | | | | Price | |
| CR1020-114 | | | | \$255.00 | |

- Notes: 1. Add \$2.00 per cylinder for A93 cam
2. Add \$5.00 per cylinder for A06 cam

Fixed Core Rim

7-Pin - No Cross Keying - Furnished standard with 422F88 surface mount collar unless otherwise indicated.
High Security UL437 Listed.

Cylinder Number Example

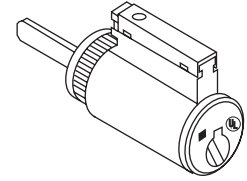


| Tailpiece Length | Finish | |
|---|----------|-----|
| 058 - 5/8" | 605 | 622 |
| 138 - 1-3/8" M61 & M62 option for ED8200 and obsolete ED9200 exit device alarms | 606 | 625 |
| 200 - 2" | 611 | 626 |
| | 612 | 629 |
| 200N - 2" ED4000/ED5000 Night Latch Function | 613 | 630 |
| 200V - 2" vertical | 613E | 722 |
| 312 - 3-1/2" | 618 | BSP |
| 312V - 3-1/2" vertical | 619 | WSP |
| Cylinder Number | Price | |
| CR3020 - _____ | \$255.00 | |

Key-In-Lever/Knob

7-Pin - No Cross Keying

High Security UL437 Listed



| Cylinder Number | Used for | Finish: 606, 626 |
|-----------------|---|------------------|
| CR2020-031 | CL3100 Lever, CK4300 Knob | \$241.00 |
| CR2020-033 | CL3300, CL3500, CL3800 [CL3600 (June 2000 and after)], A6, N6, PR6 Exit device trim | |
| CR2020-033H | G10 Exit device trim | |
| CR2020-034 | CL3400, [CL3600 (prior to June 2000)], A5, N5 obsolete trims CLX3300 | |
| CR2020-037 | CL3700 Lever, CK4700 Knob | |
| CR2020-038 | CL3800 Lever | |
| CR2020-039 | CL3900 Lever | |
| CR2020-039L | CL3900 Lever (2" - 2-1/4" door) | |
| CR2020-051 | G3 Exit Device Knob Trim | |
| CR2020-052 | CK4200 Knob, UT5200 Knob and Lever | |
| CR4420-134-A51 | DL2200, DL3200 Cylindrical Deadlock | |
| CR4420-134-A52 | DL2200, DL3200 Cylindrical Deadlock | |
| CR4420-214-A52 | DL2200, DL3200 Cylindrical Deadlock | |

Key-In-Lever/Knob

For Other Manufacturers' Products

High Security UL437 Listed

| Cylinder Number | Used for | Finish: 606, 626 |
|-----------------|------------------------------------|------------------|
| CR2220-001-P21 | Alarm Lock DL2500 Series | \$243.00 |
| | Arrow® H Series Knobs and Levers | |
| | Arrow Q Series Levers | |
| | Sargent® 10 line* | |
| | Schlage® D Series Levers | |
| CR2220-002-P21 | Schlage D Series Knobs | |
| CR2220-001-P22 | Schlage AL and ND Series Levers | |
| CR2220-002-P22 | Schlage A Series Knobs (PLY, etc.) | |
| CR2220-002-P23 | Schlage A Series Knob (ORB only) | |

* When ordered with a 30- prefix, this cylinder is accepted without modification to the lever.

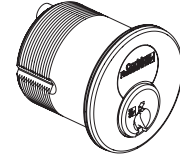
*LFIC Cores are provided in 606 or 626 finish only.

IC Mortise

7-Pin - No Cross Keying - Furnished standard with 610F02 solid recessed collar unless otherwise indicated.

Cylinder Number Example

To simplify ordering, options designated "standard" may be omitted from the ordering sequence.



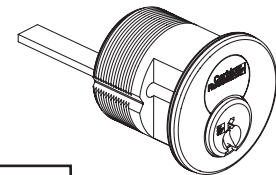
| Length | | Cam | | Finish | |
|-----------------|--------|------------------|---|----------|-----|
| 114 | 1-1/4" | A01 | Cloverleaf (standard) | 605 | 622 |
| 138 | 1-3/8" | A02 | Straight | 606 | 625 |
| 112 | 1-1/2" | A03 | Adams Rite® MS & DL3000 | 611 | 626 |
| 134 | 1-3/4" | A04 | DL4000 Deadlock | 612 | 629 |
| | | A05 | Adams Rite® 4070 | 613 | 630 |
| | | A06 ² | Schlage® L9000 | 613E | 722 |
| | | A07 | DL4100 Series Deadlock | 618 | BSP |
| | | A62 | Straight | 619 | WSP |
| | | A92 | Exit Grip 01, 02 | | |
| | | A93 ¹ | For Obsolete Corbin® 610 Series and Russwin® 1403 Series Deadlock | | |
| Cylinder Number | | | | Price | |
| CR1030-114 | | | | \$357.00 | |

Notes: 1. Add \$2.00 per cylinder for A93 cam.
2. Add \$5.00 per cylinder for A06 cam.

IC Rim

7-Pin - No Cross Keying - Furnished standard with 422F88 surface mount collar unless indicated.

Cylinder Number Example



| Tailpiece Length | Finish | |
|--|--------|----------|
| 058 - 5/8" | 605 | 622 |
| | 606 | 625 |
| 114 - 1-1/4" M61 & M62 option for ED8200 and ED9200 exit device alarms | 611 | 626 |
| | 612 | 629 |
| 178 - 1-7/8" | 613 | 630 |
| | 613E | 722 |
| 178V - 1-7/8" vertical | 618 | BSP |
| | 619 | WSP |
| | | |
| Cylinder Number | | Price |
| CR3030-_____ | | \$357.00 |

Pyramid Core Only – Finish: 606, 626, BSP

| Cylinder Number | Price |
|-----------------|----------|
| CR8020 | \$230.00 |

Note: For mortise and rim housing only, see page 93.

*LFIC Cores are provided in 606 or 626 finish only.

Fixed Core Mortise

7-Pin - No Cross Keying - Furnished standard with 605F43 spring collar unless otherwise indicated.

Cylinder Number Example

To simplify ordering, options designated "standard" may be omitted from the ordering sequence.

CR1027 - 114 - A01 - 626



| Length | Cam | Finish | |
|--------------|--|--------|-----|
| 114 (1-1/4") | A01 Cloverleaf (standard) | 605 | 622 |
| 112 (1-1/2") | A02 Straight | 606 | 625 |
| | A03 Adams Rite® MS | 611 | 626 |
| | A04 DL4000 Deadlock | 612 | 629 |
| | A05 Adams Rite 4070 | 613 | 630 |
| | A06 ² Schlage® L9000 | 613E | 722 |
| | A07 DL4100 Series Deadlock | 618 | BSP |
| | A62 Straight | 619 | |
| | A92 Exit Grip O1, O2 | | |
| | A93 ¹ For Obsolete Corbin® 610 Series and Russwin® 1403 Series Deadlock | | |

| Cylinder Number | Price |
|-----------------|----------|
| CR1027-114 | \$212.00 |

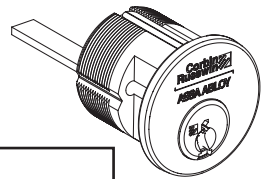
- Notes: 1. Add \$2.00 per cylinder for A93 cam.
2. Add \$5.00 per cylinder for A06 cam.

Fixed Core Rim

7-Pin - No Cross Keying - Furnished standard with 422F88 surface mount collar unless otherwise indicated.

Cylinder Number Example

CR3027 - 200 - 626

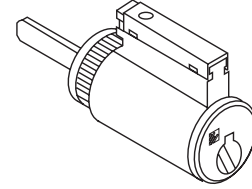


| Tailpiece Length | Finish | |
|---|--------|-----|
| 058 - 5/8" | 605 | 622 |
| 138 - 1-3/8" M61 & M62 option for ED8200 and obsolete ED9200 exit device alarms | 606 | 625 |
| 200 - 2" | 611 | 626 |
| 200N - 2" ED4000/ED5000 Night Latch Function | 612 | 629 |
| 200V - 2" (vertical) | 613 | 630 |
| 312 - 3-1/2" | 613E | 722 |
| 312V - 3-1/2" (vertical) | 618 | BSP |
| | 619 | |

| Cylinder Number | Price |
|-----------------|----------|
| CR3027-_____ | \$212.00 |

Key-In-Lever/Knob

7-Pin - No Cross Keying.



| Cylinder Number | Used for | Finish: 606, 626, BSP |
|-----------------|---|-----------------------|
| CR2027-031 | CL3100 Lever, CK4300 Knob | \$202.00 |
| CR2027-033 | CL3300, CL3500, CL3800 [CL3600 (June 2000 and after)], A6, N6, PR6 Exit Device Trim | |
| CR2027-033H | G10 Exit device trim | |
| CR2027-034 | CL3400, [CL3600 (before June 2000)], A5, N5 obsolete trims CLX3300 | |
| CR2027-037 | CL3700 Lever, CK4700 Knob | |
| CR2027-038 | CL3800 Lever | |
| CR2027-039 | CL3900 Lever | |
| CR2027-039L | CL3900 Lever (2" - 2-1/4" door) | |
| CR2027-051 | G3 Exit Device Knob Trim | |
| CR2027-052 | CK4200 knob, UT5200 Knob and Lever | |
| CR4427-134-A51 | DL2200, DL3200 Cylindrical Deadlock | |
| CR4427-134-A52 | DL2200, DL3200 Cylindrical Deadlock | |
| CR4427-214-A52 | DL2200, DL3200 Cylindrical Deadlock | |

Key-In-Lever/Knob

For Other Manufacturer's Products

| Cylinder Number | Used for | Finish: 606, 626, BSP |
|-----------------|---------------------------------------|-----------------------|
| CR2227-001-P21 | Alarm Lock DL2500 Series | \$204.00 |
| | Arrow® H Series Knobs and Levers | |
| | Arrow Q Series Levers | |
| | Sargent® 10 line (Enlarge Lever Hole) | |
| | Schlage® D Series Levers | |
| CR2227-002-P21 | Schlage D Series Knobs | |
| CR2227-001-P22 | Schlage AL and ND Series Levers | |
| CR2227-002-P22 | Schlage A Series Knobs (PLY, etc.) | |
| CR2227-002-P23 | Schlage A Series Knob (ORB only) | |

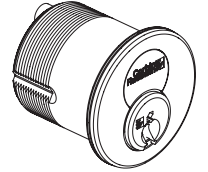
IC Mortise

7-Pin - No Cross Keying - Furnished standard with 605F43 spring collar unless otherwise indicated.

Cylinder Number Example

To simplify ordering, options designated "standard" may be omitted from the ordering sequence.

CR1037 - 114 - A01 - 626



| Length | Cam | Finish | |
|-----------------|--|----------|-----|
| 114 1-1/4" | A01 Cloverleaf (standard) | 605 | 622 |
| 138 1-3/8" | A02 Straight | 606 | 625 |
| 112 1-1/2" | A03 Adams Rite® MS & DL3000 | 611 | 626 |
| 134 1-3/4" | A04 DL4000 Deadlock | 612 | 629 |
| | A05 Adams Rite® 4070 | 613 | 630 |
| | A06 ² Schlage® L9000 | 613E | 722 |
| | A07 DL4100 Series Deadlock | 618 | BSP |
| | A62 Straight | 619 | |
| | A92 Exit Grip 01, 02 | | |
| | A93 ¹ For Obsolete Corbin® 610 Series and Russwin® 1403 Series Deadlock | | |
| Cylinder Number | | Price | |
| CR1037-114 | | \$313.00 | |

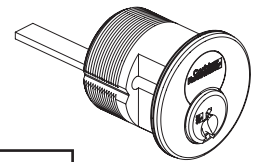
- Notes: 1. Add \$2.00 per cylinder for A93 cam.
2. Add \$5.00 per cylinder for A06 cam.

IC Rim

7-Pin - No Cross Keying - Furnished standard with 422F88 surface mount collar unless otherwise indicated.

Cylinder Number Example

CR3037 - 178 - 626



| Tailpiece Length | Finish | |
|--|--------|-----|
| 058 - 5/8" | 605 | 622 |
| | 606 | 625 |
| 114 - 1-1/4" M61 & M62 option for ED8200 and ED9200 exit device alarms | 611 | 626 |
| 178 - 1-7/8" | 612 | 629 |
| | 613 | 630 |
| 178V - 1-7/8" vertical | 613E | 722 |
| 318 - 3-1/8" | 618 | BSP |
| | 619 | |

| Cylinder Number | Price |
|-----------------|----------|
| CR3037-_____ | \$313.00 |

Pyramid Core Only

| Cylinder Number | Price |
|-----------------|----------|
| CR8027 | \$188.00 |

Note: For mortise and rim housing only, see page 95.

Standard Mortise

Cylinder Number Example

To simplify ordering, options designated "standard" may be omitted from the ordering sequence.



CR1000 - 118 - A01 - 6 - L4



| Length | Cam | Pins | Keyway |
|-----------------------|---------------------------------|--------------|------------|
| 100 1" (5-pin only) | A01 Cloverleaf (standard) | 5 | L4 |
| 118 1-1/8" (standard) | A02 Straight | 6 (standard) | (standard) |
| 114 1-1/4" | A03 Adams Rite® MS | 7 | |
| 138 1-3/8" | A04 DL4000 Deadlock | | |
| 112 1-1/2" | A05 Adams Rite 4070 | | |
| 134 1-3/4" | A06 ² Schlage® L9000 | | |
| 200 2" | A07 DL4100 Series Deadlock | | |
| | A62 Straight | | |
| 214 2-1/4" | A92 Exit Grip O1, O2 | | |
| 212 2-1/2" | A93 ¹ For Obsolete | | |
| 234 2-3/4" | Corbin® 610 Series and Russwin® | | |
| 300 3" | 1403 Series Deadlock | | |
| 314 3-1/4" | | | |
| 312 3-1/2" | | | |
| 334 3-3/4" | | | |

| Cylinder Number | Finish: 605, 606, 611, 612, 613, 613E, 618, 619, 622, 625, 626, 629, 630, 722, BSP, WSP | |
|-------------------------|---|---------------|
| | 5- OR 6-PIN | 7-PIN |
| CR1000-100-__-5- Keyway | \$125.00 | Not Available |
| CR1000-118-__- Keyway | | |
| CR1000-114-__- Keyway | \$125.00 | \$127.00 |
| CR1000-138-__- Keyway | | |
| CR1000-112-__- Keyway | \$135.00 | \$137.00 |
| CR1000-134-__- Keyway | | |
| CR1000-200-__- Keyway | \$145.00 | \$147.00 |
| CR1000-214-__- Keyway | | |
| CR1000-212-__- Keyway | \$155.00 | Not Available |
| CR1000-234-__- Keyway | | |
| CR1000-300-__- Keyway | | |
| CR1000-314-__- Keyway | | |
| CR1000-312-__- Keyway | | |
| CR1000-334-__- Keyway | | |

- Notes:
 1. Add \$2.00 per cylinder for A93 cam.
 2. Add \$5.00 per cylinder for A06 cam.

Flexible Head Mortise

Cylinder Number Example

To simplify ordering, options designated "standard" may be omitted from the ordering sequence.

CR1100 - 118 - A01 - 6 - L4



| Length | Cam | Pins | Keyway |
|-------------------------|---------------------------|--------------|------------|
| 100 1" (6-pin standard) | A01 Cloverleaf (standard) | 5 | L4 |
| 118 1-1/8" | A02 Straight | 6 (standard) | (standard) |
| 114 1-1/4" | | 7 | |

| Cylinder Number | Finish: 605, 606, 611, 612, 613, 613E, 618, 619, 622, 625, 626, 722, BSP, WSP | |
|-----------------------------|---|---------------|
| | 5- OR 6-PIN | 7-PIN |
| CR1100-100-__ - __ - Keyway | \$237.00 | Not Available |
| CR1100-118-__ - __ - Keyway | | \$239.00 |
| CR1100-114-__ - __ - Keyway | \$239.00 | \$241.00 |

Concealed Shell Mortise

Cylinder Number Example

To simplify ordering, options designated "standard" may be omitted from the ordering sequence.

CR1200 - 118 - A01 - 6 - L4



| Length | Cam | Pins | Keyways |
|-----------------------------|---------------------------|--------------|------------|
| 100 1" (5-pin standard) | A01 Cloverleaf (standard) | 5 | L4 |
| 118 1-1/8" (6-pin standard) | A02 Straight | 6 (standard) | (standard) |
| 114 1-1/4" | | 7 | |
| 138 1-3/8" | | | |
| 112 1-1/2" | | | |

| Cylinder Number | Finish: 606, 626 | |
|-----------------------------|------------------|----------|
| | 5- OR 6-PIN | 7-PIN |
| CR1200-100-__ - 5 - Keyway | \$188.00 | N/A |
| CR1200-118-__ - __ - Keyway | | |
| CR1200-114-__ - __ - Keyway | | |
| CR1200-138-__ - __ - Keyway | | |
| CR1200-112-__ - __ - Keyway | | \$190.00 |

Special Function Mortise

Hotel Function* Cylinders

To simplify ordering, you may specify only the first 4 digits (1001, 1101, 1201).

| Cylinder Number | Description | 605, 606, 611, 612, 613, 613E, 618, 619, 622, 625, 626, 629, 630, 722, BSP, WSP |
|-----------------|-----------------|---|
| CR1001-114-A01 | Standard | \$184.00 |
| CR1101-118-A01 | Flex Head | \$213.00 |
| CR1201-118-A01 | Concealed Shell | \$198.00 |

* Not available with D1, D2, L1, L2, 752, 852 or A class keyways.

Cylinder for Discontinued Exit Device

Inside of Corbin® 3726-1/2, 3727-1/2 and Russwin® 736-1/2, 737-1/2

| Cylinder Number | 605, 606, 611, 612, 613, 613E, 618, 619, 622, 625, 626, 629, 630, 722, BSP, WSP |
|-----------------|---|
| CR1006-118-A02 | \$154.00 |

Non-Keyed Mortise

Thumbturn Cylinders

| Cylinder Number | Description | 605, 606, 611, 612, 613, 613E, 618, 619, 622, 625, 626, 629, 630, 722, BSP, WSP |
|-----------------|-------------|---|
| CR1300-100-A02 | Standard* | \$125.00 |
| CR1300-118-A02 | | |
| CR1300-114-A02 | Standard* | \$129.00 |
| CR1300-138-A02 | | |
| CR1300-100-A03 | Standard* | \$125.00 |
| CR1300-118-A03 | | |
| CR1300-114-A03 | Standard* | \$129.00 |
| CR1300-138-A03 | | |
| CR1300-118-A93 | Standard* | \$127.00 |
| CR1303-100-A03 | Classroom* | |
| CR1303-118-A03 | | |
| CR1303-114-A03 | Classroom* | \$131.00 |
| CR1303-138-A03 | | |

Dummy Cylinders

| Cylinder Number | 605, 606, 611, 612, 613, 613E, 618, 619, 625, 626, 629, 630, 722, BSP, WSP |
|-----------------|--|
| CR1400-118 | \$107.00 |
| CR1400-114 | \$111.00 |
| CR1400-138 | \$115.00 |

Rim Thumbturn Cylinders

| Cylinder Number | 605, 606, 611, 612, 613, 613E, 618, 619, 625, 626, 629, 630, 722, BSP, WSP |
|-----------------|--|
| CR3300 -138 | \$125.00 |
| CR3300-138-M34 | \$146.00 |
| CR3300-200 | \$125.00 |
| CR3300-200-M34 | \$146.00 |

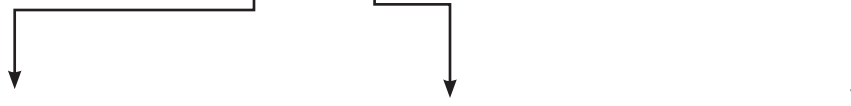
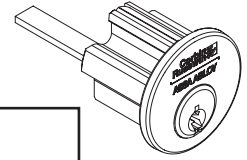
* All CR1300 and CR1303 are available with M34 Ergonomic Thumbturn.

Rim (.552 dia. Plug)

Cylinder Number Example

To simplify ordering, options designated "standard" may be omitted from the ordering sequence.

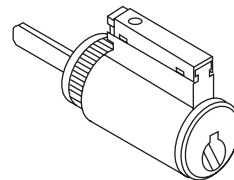
CR3000 - 200 - 6 - L4



| Tailpiece Length | | Pins | Keyway |
|------------------|---|--------------|---------------|
| 058 | 5/8" | 5 | L4 (Standard) |
| 138 | 1-3/8" M61 & M62 option for ED8200 and obsolete ED9200 Exit Device Alarms | 6 (Standard) | |
| | | 7 | |
| 200 | 2" (Standard) | | |
| 200N | 2" ED4000/ED5000 Night Latch Function | | |
| 200V | 2" Vertical | | |
| 312 | 3-1/2" (Thick door) | | |
| 312 | 3-1/2" (Thick door) Vertical | | |

| Cylinder No. | 605, 606, 611, 612, 613, 613E, 618, 619, 622, 625, 626, 629, 630, 722, BSP, WSP | |
|----------------------------|---|----------|
| | 5- OR 6-PIN | 7-PIN |
| CR3000-058 __- Keyway | \$125.00 | \$127.00 |
| CR3000-138 __- Keyway | | |
| CR3000-200- __- Keyway | | |
| CR3000-200N- __- Keyway | | |
| CR3000-200V- __- Keyway | | |
| CR3000-312- __- Keyway | \$127.00 | \$129.00 |
| CR3000-312V- __- Keyway | | |

Key-In-Lever/Knob (.509" plug)



| Cylinder Number | | Finish: 606, 626, BSP | | |
|------------------------------|--------------------|---|----------|--------------------|
| | | Series | 6-PIN | 7-PIN ⁴ |
| CR2000-031 | Standard | CL3100, CK4300 | \$115.00 | \$117.00 |
| CR2001-031 ¹ | Hotel | CL3100 | \$132.00 | \$134.00 |
| CR2400-031-C ² | Schlage® C Keyway | CL3100 | \$115.00 | Not Available |
| CR2400-031-LA ³ | Sargent® LA Keyway | CL3100 | | |
| CR2000-033 | Standard | CL3300, CL3500, CL3600, CL3800 ^B | | |
| CR2000-034 | Standard | CLX3300 | | \$117.00 |
| CR2000-038 | Standard | CL3800 ^A | | |
| CR2001-034 ¹ | Hotel | CL3300, CLX3300 | | \$132.00 |
| CR2400-033-C ^{2,5} | Schlage® C keyway | CL3300, CL3500, CL3600, CL3800 ^B | \$115.00 | Not Available |
| CR2400-033-LA ^{3,5} | Sargent® LA keyway | | | |
| CR2000-037 | Standard | CL3700, CK4700 | | |
| CR2400-037-C ^{2,5} | Schlage® C keyway | | | |
| CR2400-037-LA ⁵ | Sargent® LA keyway | | | |
| CR2000-039 | Standard | CL3900 | | |
| CR2000-039L | 2" to 2-1/4" Door | | | |
| CR2400-039-C ^{2,5} | Schlage® C keyway | | | |
| CR2400-039-LA ^{3,5} | Sargent® LA keyway | | | |
| CR2000-034 | Standard | CL3400, CL3600, CLX3300 (Prior to June 2000) | \$115.00 | \$117.00 |
| CR2001-034 ¹ | Hotel | | \$132.00 | \$134.00 |
| CR2400-034-C ^{2,5} | Schlage® C keyway | | \$115.00 | Not Available |
| CR2400-034-LA ^{3,5} | Sargent® LA keyway | | | |

Notes:

1. Not available in 752, 852 or A Class keyways.
2. Available 0-bitted & keyed random only.
3. Available 0-bitted only.
4. For 7-pin version suffix "-7" to number. Not available in 752, 852 or A Class keyways.
5. Available in 606 or 626 finish only.
- A. CL3800 manf. 1993-1997
- B. CL3800 manf. 2006 -

Cylindrical Deadlocks DL2200, DL3200 Series

| Cylinder Number | | Door Thickness | Function | Finish: 606, 626, BSP Price |
|------------------|--------------------|------------------|------------|-----------------------------------|
| CR4400-134-A51 | 6-Pin Conventional | All | 11, 13, 17 | \$115.00 |
| CR4400-134-A52 | 6-Pin Conventional | 1-3/8" to 1-3/4" | 12 | |
| CR4400-214-A52 | 6-Pin Conventional | 2" to 2-1/4" | 12 | |
| CR4400-134-A51-7 | 7-Pin Conventional | All | 11, 13, 17 | \$117.00 |
| CR4400-134-A52-7 | 7-Pin Conventional | 1-3/8" to 1-3/4" | 12 | |
| CR4400-214-A52-7 | 7-Pin Conventional | 2" to 2-1/4" | 12 | |

Key-In-Lever/Knob

For UT5200 & CK4200 Series Locksets (.552" dia plug)

| Cylinder Number | Description | Finish: 606, 626, BSP |
|-----------------|---------------------------------------|-----------------------|
| CR2000-052 | Standard | \$115.00 |
| CR2001-052* | Hotel with Indicator | \$132.00 |
| CR2100-052** | Discontinued Ronde & Continental Knob | \$132.00 |

For CK4400 Series Locksets (.509" dia plug)

| Cylinder Number | Description | Finish: 606, 626, BSP |
|-----------------|--|-----------------------|
| CR2000-044 | All except below | \$115.00 |
| CR2003-044 | CK4455 & CK4482 before 8/93 | |
| CR2001-044* | CK4429 with Indicator Pin New Style Straight Tailpiece | \$132.00 |
| CR2001-066* | CK4429 with Indicator Pin Old Style Twisted Tailpiece | |

For G10 Exit Device Knob Trim

| Cylinder Number | Description | Finish: 606, 626, BSP |
|-----------------|-------------|-----------------------|
| CR2000-033H | Standard | \$115.00 |

* Not available with 752, 852 or A Class keyways.

** Also available in 605, 611, 612, 613, 625 finishes. Not available with X Class keyways.

For PL5000 Series Rekeyable Fixed Core Padlocks

| Cylinder Number | Description | Finish: 606, 626, BSP |
|-----------------|----------------|-----------------------|
| CR2300PL | Standard 6-pin | \$115.00 |

For B2, G2, G3 Exit Device Trim

| Cylinder Number | Description | Finish: 606, 626, BSP |
|-----------------|----------------|-----------------------|
| CR2000-051 | Standard 6-pin | \$115.00 |

Key-In-Lever/Knob (.552 dia Plug)

For Other Manufacturers' Products

| Cylinder Number | Description | Finish: 606, 626, BSP |
|-----------------|---|-----------------------|
| CR2200-001-A21 | Alarm Lock DL2500 Series | \$119.00 |
| | Arrow® H Series Knobs and Levers | |
| | Arrow Q Series Levers | |
| | Sargent® 10 line* | |
| | Schlage® D Series Levers | |
| CR2200-001-A22 | Schlage AL and ND Series Levers | |
| CR2200-002-A21 | Schlage D Series Knobs | |
| CR2200-002-A23 | Schlage A Series Knobs (ORB only) | |
| CR2200-002-A22 | Schlage A Series Knobs (PLY, etc.) | |
| CR2200-003-A24 | Lockwood® H Series Knobs (Enlarge Knob Hole) | |
| CR2200-008 | Sargent 7, 8, 9 Line (Enlarge Knob Hole) | |
| CR2200-054 | ASSA ABLOY ACCENTRA™ 5400, 6200 Knobs Only (Enlarge Knob Hole) | |
| CR2200-076 | Sargent 7600 Integralock | \$125.00 |

* When ordered with a 30- prefix, this cylinder is accepted without modification to the lever.

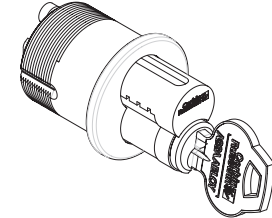
For Adams Rite® 4025 Pull (.552" dia. Plug)

| Cylinder Number | Description | Finish: 606, 626, BSP |
|-----------------|--------------------|-----------------------|
| CR4200-003-A47 | Cylinder & Housing | \$197.00 |
| CR4200-002-A47 | Cylinder Only | \$115.00 |

LFC Cores are provided in 606, 626, or BSP finish only.

IC Mortise

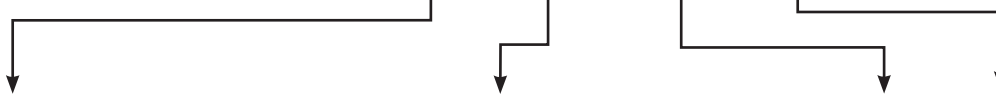
For Construction Core Program, see page 32.
For housing only, see page 62-63.



Cylinder Number Example

To simplify ordering, options designated "standard" may be omitted from the ordering sequence.

CR1080 - 114 - A01 - 6 - L4



| Length | Cam | Pins | Keyway |
|-----------------------------|---|--------------|---------------|
| 114 1-1/4" (6-pin standard) | A01 Cloverleaf (standard) | 6 (standard) | L4 (standard) |
| 138 1-3/8" | A02 Straight | 7** | |
| 112 1-1/2" | A03 Adams Rite® MS & DL300 | | |
| 134 1-3/4" | A04 DL4000 Deadlock | | |
| 200 2" | A05 Adams Rite 4070 | | |
| 214 2-1/4" | A06 ² Schlage® L9000 | | |
| 212 2-1/2" | A07 DL4100 Series Deadlock | | |
| 234 2-3/4" | A62 Straight | | |
| | A92 Exit Group 01, 02 | | |
| | A93 ¹ For obsolete Corbin® 610 Series and Russwin® 1403 Series Deadlocks | | |

| Cylinder Number | 605, 606, 611, 612, 613, 613E, 618, 619, 622, 625, 626, 629, 630, 722, BSP, WSP | |
|-----------------|---|---------------|
| | 6- PIN | 7-PIN |
| CR1080-114- | \$233.00 | Not Available |
| CR1080-138- | \$236.00 | Not Available |
| CR1080-112-__- | \$236.00 | \$240.00 |
| CR1080-134-__- | \$244.00 | \$248.00 |
| CR1080-200- | \$244.00 | \$248.00 |
| CR1080-214- | \$250.00 | \$254.00 |
| CR1080-212- | \$256.00 | \$260.00 |
| CR1080-234- | \$260.00 | \$264.00 |

- Notes:
1. Add \$2.00 per cylinder for A93 Cam.
2. Add \$5.00 per cylinder for A06 Cam.

Hotel Function IC Mortise

To simplify ordering, options designated "standard" may be omitted from the ordering sequence.

| Cylinder Number | 605, 606, 611, 612, 613, 613E, 618, 619, 622, 625, 626, 629, 630, 722, BSP, WSP | |
|--|---|---------------|
| | 6-PIN | 7-PIN |
| CR1081-138-A01-6** (Hotel function uses E1-suffix EMK blank) | \$250.00 | Not Available |

- ** Not available with 752, 852 or A Class keyways.
** Only available in 1-1/2" and 1-3/4" length.


*LFIC Cores are provided in 606 or 626 finish only.

IC Rim

For Construction Core Program, see page 32.
For housing only, see page 62-63.

Cylinder Number Example

To simplify ordering, options designated "standard" may be omitted from the ordering sequence.



CR3080 - 178 - 6 - L4



| Tailpiece Length | | Pins | Keyway |
|------------------|---|---------------------------|---------------|
| 058 | 5/8" Tailpiece | 6 Pin (standard) 7 Pin | L4 (standard) |
| 178 | 1-7/8" (standard) | | |
| 178V | 1-7/8" Vertical | | |
| 318 | 3-1/8" (Thick door) | | |
| 114 | 1-1/4" M61 & M62 option for ED8200 and obsolete ED9200 exit device alarms | | |

| Cylinder Number | 605, 606, 611, 612, 613, 613E, 618, 619, 622, 625, 626, 629, 630, 722, BSP, WSP | |
|--|---|----------|
| | 6 PIN | 7 PIN |
| CR3080-058- | \$233.00 | \$237.00 |
| CR3080-178-__ | | |
| CR3080-178V-__ | | |
| CR3080-318-__ | \$235.00 | \$239.00 |
| CR3080-114-__ (no back plate or screw) | \$235.00 | \$239.00 |

Core Only



| Cylinder Number (specify keyway) | | Finish: 626, 606, BSP |
|----------------------------------|---|-----------------------|
| CR8000 | 6-Pin Standard | \$108.00 |
| CR8000EMK* | 6-Pin Standard set to hotel mortise EMK | |
| CR8000-7 | 7-Pin | \$110.00 |
| CR8001-034* | 6-Pin for CL3329, hotel indicator pin | \$125.00 |
| CR8001-034-7* | 7-Pin for CL3329, hotel indicator pin | \$127.00 |
| CR8001-042* | 6-Pin for CK4229, hotel indicator pin | \$125.00 |

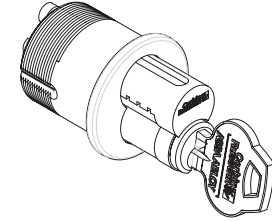
* Not available with 752, 852 or A Class keyways.

Note: For uncombined cores suffix "UC". See page 33 for deduct.

*SFIC Cores are provided in 606 or 626 finish only.

SFIC Mortise

For Construction Core Program, see page 32.
For housing only, see page 62-63.



Cylinder Number Example

To simplify ordering, options designated "standard" may be omitted from the ordering sequence.

CR1050 - 114 - A01 - 6 - A



| Length | Cam | | Pins | Keyway |
|-----------------------------|------------------|---|---------------|---------------------------------------|
| 114 1-1/4" (6-pin standard) | A01 | Cloverleaf (standard) | 6 (standard) | A, B, C, D, E, F, G, H, J, K, L, M |
| 138 1-3/8" | A02 | Straight | 7** | |
| 112 1-1/2" | A03 | Adams Rite® MS & DL300 | | |
| 134 1-3/4" | A04 | DL4000 Deadlock | | |
| | A05 | Adams Rite 4070 | | |
| | A06 ² | Schlage® L9000 | | |
| | A07 | DL4100 Series Deadlock | | |
| | A62 | Straight | | |
| | A92 | Exit Group 01, 02 | | |
| | A93 ¹ | For obsolete Corbin® 610 Series and Russwin® 1403 Series Deadlocks | | |
| Cylinder Number | | 605, 606, 611, 612, 613, 613E, 618, 619, 622, 625, 626, 629, 630, 722, BSP, WSP | | |
| | | 6- PIN | 7-PIN | |
| CR1050-114- | | \$222.00 | Not Available | |
| CR1050-138- | | \$225.00 | \$227.00 | |
| CR1050-112- | | \$225.00 | \$227.00 | |
| CR1050-134- | | \$233.00 | \$235.00 | |

Notes:

1. Add \$2.00 per cylinder for A93 Cam.
2. Add \$5.00 per cylinder for A06 Cam.


*SFIC Cores are provided in 606 or 626 finish only.

SFIC Rim

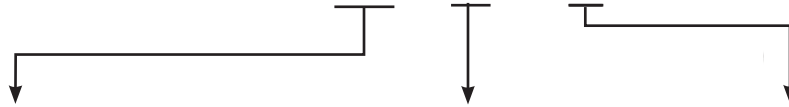
For Construction Core Program, see page 32.
For housing only, see page 62-63.

Cylinder Number Example

To simplify ordering, options designated "standard" may be omitted from the ordering sequence.



CR3050 - 178 - 6 - A



| Tailpiece Length | | Pins | Keyway |
|------------------|---------------------|---------------------------|---------------------------------------|
| 058 | 5/8" Tailpiece | 6 Pin (standard) 7 Pin | A, B, C, D, E, F, G, H, J, K, L, M |
| 178 | 1-7/8" (standard) | | |
| 318 | 3-1/8" (Thick door) | | |

| Cylinder Number | 605, 606, 611, 612, 613, 613E, 618, 619, 622, 625, 626, 629, 630, 722, BSP, WSP | |
|-----------------|---|----------|
| | 6 PIN | 7 PIN |
| CR3050-058- | \$222.00 | \$224.00 |
| CR3050-178- | \$222.00 | \$224.00 |
| CR3050-318- | \$224.00 | \$226.00 |

SFIC Core Only



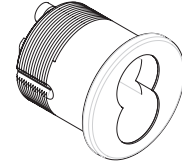
| Cylinder Number (specify keyway) | | Finish: 626, 606 |
|----------------------------------|----------------|------------------|
| CR8200 | 6-Pin Standard | \$97.00 |
| CR8200-7 | 7-Pin | |

Note: For uncombined cores suffix "UC". See page 33 for deduct

LFIC Mortise Housing Only

Housing Number Example

To simplify ordering, options designated "standard" may be omitted from the ordering sequence.



CR1070 - 114 - A01 - 6

| Length | Cam | | Pins |
|-----------------------------|------------------|--|--------------|
| 114 1-1/4" (6-pin standard) | A01 | Cloverleaf (standard) | 6 (standard) |
| 138 1-3/8" | A02 | Straight | 7 |
| 112 1-1/2" | A03 | Adams Rite® MS | |
| 134 1-3/4" | A04 | DL4000 Deadlock | |
| 214 2-1/4" | A05 | Adams Rite® 4070 | |
| | A06 ² | Schlage® L9000 | |
| | A07 | DL4100 Series Deadlock | |
| | A62 | Straight | |
| | A92 | Exit Group 01, 02 | |
| | A93 ¹ | For obsolete Corbin® 610 Series and Russwin® 1403 Series Deadlocks | |

| Cylinder Number | 605, 606, 611, 612, 613, 613E, 618, 619, 622, 625, 626, 629, 630, 722, BSP, WSP | |
|---|---|---------------|
| | 6 PIN | 7 PIN |
| CR1070-114- | \$125.00 | Not Available |
| CR1070-138- | \$128.00 | |
| CR1070-112-__- | \$128.00 | \$130.00 |
| CR1070-134-__- | \$136.00 | \$138.00 |
| CR1070-214- | \$142.00 | Not Available |
| CR1071-138-A01 (Hotel function uses -E1 suffix EMK blank) | \$142.00 | |

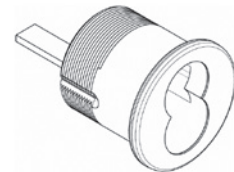
Notes:

To simplify ordering, you may specify only "1071" since no length or cam variations exists.

1. Add \$2.00 per cylinder for A93 Cam.
2. Add \$5.00 per cylinder for A06 Cam.

LFIC Rim Housing Only

CR3070 - 058 - 626



| Cylinder Number | 605, 606, 611, 612, 613, 613E, 618, 619, 622, 625, 626, 629, 630, 722, BSP, WSP | |
|--|---|----------|
| | 6 PIN | 7 PIN |
| CR3070-058- 5/8" tailpiece | \$125.00 | \$127.00 |
| CR3070-178-__ 1-7/8" tailpiece (standard) | | |
| CR3070-178V-__ 1-7/8" vertical | | |
| CR3070-318-__ 3-1/8" tailpiece (thick door) | \$127.00 | \$129.00 |
| CR3070-114-__ 1-1/4" tailpiece for M61, M62 exit alarm options. No back plate or screws. | | |

SFIC Mortise Housing Only

Cylinder Number Example

CR1040 - 114 - A01 - 6




| Length | Cam | Pins |
|---|---|--------------|
| 114 1-1/4" (6-pin standard) | A01 Cloverleaf (standard) | 6 (standard) |
| | A02 Straight | |
| | A03 Adams Rite® MS | |
| | A04 DL4000 Series Deadlock | |
| | A05 Adams Rite 4070 | |
| | A06 Schlage® L9000 | |
| | A07 DL4100 Series | |
| | A62 MR Straight | |
| | A93 Obsolete Deadlocks Corbin® 610 Series and Russwin® 1403 Series | |
| 138 1-3/8" (7-pin standard) 112 1-1/2" (7-pin standard) 134 1-3/4" (7-pin standard) | A01 Cloverleaf (standard) | 7 |
| | A02 Straight | |
| | A03 Adams Rite® MS | |
| | A04 DL4000 Series Deadlock | |
| | A05 Adams Rite 4070 | |
| | A06 Schlage® L9000 | |
| | A07 DL4100 Series | |
| | A62 MR Straight | |
| | A93 Obsolete Deadlocks Corbin® 610 Series and Russwin® 1403 Series | |

| Cylinder Number | 605, 606, 611, 612, 613, 613E, 618, 619, 622, 625, 626, 629, 630, 722, BSP, WSP | |
|-----------------|---|---------------|
| | 6 PIN | 7 PIN |
| CR1040-114-__- | \$125.00 | Not Available |
| CR1040-138-__- | \$128.00 | \$130.00 |
| CR1040-112-__- | \$128.00 | \$130.00 |
| CR1040-134-__- | \$136.00 | \$138.00 |

SFIC Rim Housing Only

CR3040 - 058 - 626




| Cylinder Number | | 605, 606, 611, 612, 613, 613E, 618, 619, 622, 625, 626, 629, 630, 722, BSP, WSP | |
|-----------------|------------------|---|----------|
| | | 6 PIN | 7 PIN |
| CR3040-058- | 5/8" tailpiece | \$125.00 | \$127.00 |
| CR3040-178-__ | 1-7/8" tailpiece | \$125.00 | \$127.00 |
| CR3040-318-__ | 3-1/8" tailpiece | \$127.00 | \$129.00 |

Standard Security Mortise

For Existing Systems Only.*
For uncombined cylinders, suffix "UC".
See page 33 for deduct.

6-Pin Only - No Cross Keying - Available in Z and DH Class Keyways only.
Available UC or master keyed only.
Not available KR or 0-bitted.

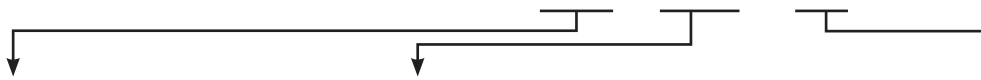
* L4, D1 and 60 keyway sections may be ordered Keyed Random only, without prior Key Systems Administration approval



Cylinder Number Example

To simplify ordering, options designated "standard" may be omitted from the ordering sequence.

CR1010 - 118 - A01 - L4



| Length | | Cam | | Keyway |
|--------|-------------------|------------------|--|--|
| 118 | 1-1/8" (standard) | A01 | Cloverleaf (standard) | L4 (standard) Available only with Z and DH Class keyways. |
| 114 | 1-1/4" | A02 | Straight | |
| 138 | 1-3/8" | A03 | Adams Rite® MS & DL3000 | |
| 112 | 1-1/2" | A04 | DL4000 Deadlock | |
| 134 | 1-3/4" | A05 | Adams Rite 4070 | |
| 200 | 2" | A06 ² | Schlage® L9000 | |
| 214 | 2-1/4" | A07 | DL4100 Series Deadlock | |
| | | A62 | Straight | |
| | | A92 | Exit Grip 01, 02 | |
| 212 | 2-1/2" | A93 ¹ | For obsolete Corbin® 610 Series and Russwin® 1403 Series Deadlocks | |
| 234 | 2-3/4" | | | |

| Cylinder Number | 605, 606, 611, 612, 613, 613E, 618, 619, 622, 625, 626, 629, 630, 722, BSP, WSP |
|-----------------|---|
| CR1010-118-__ | \$289.00 |
| CR1010-114-__ | |
| CR1010-138-__ | \$297.00 |
| CR1010-112-__ | \$319.00 |
| CR1010-134-__ | \$329.00 |
| CR1010-200-__ | \$335.00 |
| CR1010-214-__ | \$341.00 |
| CR1010-212-__ | \$349.00 |
| CR1010-234-__ | \$353.00 |

- Notes:
1. Add \$2.00 per cylinder for A93 Cam.
 2. Add \$5.00 per cylinder for A06 Cam.

Special Function Security Mortise

For Existing Systems Only.*
 6-Pin Only - No Cross Keying - Available in Z and DH Class Keyways only.
 Available UC or master keyed only.
 Not available KR or 0-bitted.
 * L4, D1 and 60 keyway sections may be ordered Keyed Random only, without prior Key Systems Administration approval

Hotel Function Cylinders

| Cylinder Number | Description | 605, 606, 611, 612, 613, 613E, 618, 619, 622, 625, 626, 629, 630, 722, BSP, WSP |
|-----------------|----------------------------|---|
| CR1011-114-A01 | 1-1/4" Cloverleaf cam only | \$310.00 |

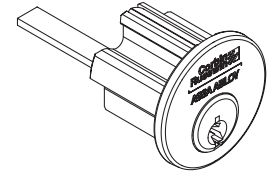
To simplify ordering, you may specify only "1011" since no length or cam variations exist.
 For uncombined cylinders, suffix "UC". See page 33 for deduct.
 Not available in D1, D2, L1 or L2 keyways.

Security Rim

For Existing Systems Only.*

6-Pin Only - No Cross Keying - Available in Z and DH Class Keyways Only.
Available UC or master keyed only. Not available KR or 0-bitted.

* L4, D1 and 60 keyway sections may be ordered Keyed Random only, without prior Key Systems Administration approval



Cylinder Number Example

To simplify ordering, options designated "standard" may be omitted from the ordering sequence.

CR3010 - 200 - L4

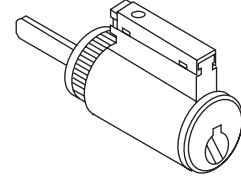
| Function | Tailpiece Length | Keyway |
|-----------------------|---|---|
| For 3010 Only: | For 3010 Only: | L4 (standard) Available only with Z and DH Class keyways. |
| 0 (standard) | 200 2" (standard) | |
| | 200V 2" vertical | |
| | 312 3-1/2" (thick door) | |
| | 312V 3-1/2" (thick door) vertical | |
| | 058 5/8" Tailpiece | |
| | 138 1-3/8" M61 and M62 option for ED8200 and obsolete ED9200 exit device alarms | |
| | For 3012 Only: | |
| | 178 1-7/8" (standard) | |
| | 178V 1-7/8" vertical | |
| | 318 3-1/8" (thick door) | |
| | 318V 3-1/8" (thick door) vertical | |

| Cylinder Number | 605, 606, 611, 612, 613, 613E, 618, 619, 622, 625, 626, 629, 630, 722, BSP, WSP |
|--|---|
| CR3010-058-__ | \$289.00 |
| CR3010-200-__ | |
| CR3010-200V-__ | |
| CR3010-312-__ | \$291.00 |
| CR3010-312V-__ | |
| CR3010-138-__ No back plate or screws | \$289.00 |
| CR3012-178-__ | \$297.00 |
| CR3012-178V-__ | |
| CR3012-318-__ | \$299.00 |
| CR3012-318V-__ | |

Security Key-In-Lever/Knob

For Existing Systems Only.*
6-Pin Only - No Cross Keying - Available in Z and DH Class Keyways Only.
Available UC or master keyed only. Not available KR or 0-bitted.

* L4, D1 and 60 keyway sections may be ordered Keyed Random only, without prior Key Systems Administration approval



For Key-In-Lever/Knob Trim (.552" plug)

| Cylinder Number | Series | Finish: 606, 626, BSP |
|-----------------|--|-----------------------|
| CR2010-031 | CL3100, CK4300 | \$276.00 |
| CR2010-033 | CL3300, CL3500, CL3800 ^a , [CL3600 (June 2000 and after)] | |
| CR2010-034 | CL3400, [CL3600 (prior to June 2000)], CLX3300 | |
| CR2010-038 | CL3800 ^a | |
| CR2010-039 | CL3900 | |
| CR2010-039L | CL3900 (2 - 2-1/4" door) | |
| CR2010-052 | CK4200, UT5200 | |
| CR2011-042 | CK4229 Hotel Function* | \$293.00 |
| CR2010-051 | B2, G2 Exit Device Knob Trim | \$276.00 |
| CR4410-134-A51 | DL2200, DL3200 Cylindrical Deadlock | \$276.00 |
| CR4410-134-A52 | DL2200, DL3200 Cylindrical Deadlock | \$276.00 |
| CR4410-214-A52 | DL2200, DL3200 Cylindrical Deadlock | \$276.00 |

For uncombined cylinders suffix "UC" - See page 33 for deduct.
*Not available with 752, 852, or A Class Keyways.

Notes: A CL3800 manf. 1993-1997
B CL3800 manf. 2006 -

For Other Manufacturers' Products (.552" plug)

| Cylinder Number | Series | Finish: 606, 626, BSP |
|-----------------|--|-----------------------|
| 2210-001-A21 | Alarm Lock DL2500 Series | \$280.00 |
| | Arrow® H Series Knobs and Levers | |
| | Arrow Q Series Levers | |
| | Sargent® 10 line* | |
| | Schlage® D Series Levers | |
| 2210-001-A22 | Schlage AL and ND Series Levers | |
| 2210-002-A21 | Schlage D Series Knobs | |
| 2210-002-A23 | Schlage A Series Knobs (ORB, only) | |
| 2210-002-A22 | Schlage A Series Knobs (PLY, ect) | |
| 2210-003-A24 | Lockwood® H Series Knobs (enlarge knob hole) | |
| 2210-008 | Sargent 7, 8, 9 Line (enlarge knob hole) | |
| 2210-054 | ASSA ABLOY ACCENTRA™ 5400, 6200 Knobs only (enlarge knob hole) | |

* When ordered with a 30- prefix, this cylinder is accepted without modification to the lever.

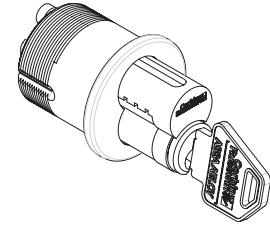
*LFIC Cores are provided in 606 or 626 finish only.

IC Mortise

For Existing Systems Only.*
For Construction Core Program, see page 32. For housing only, see page 62-63.

6-Pin Only - No Cross Keying - Available in Z and DH Class Keyways Only.
Available UC or master keyed only. Not available KR or 0-bitted.

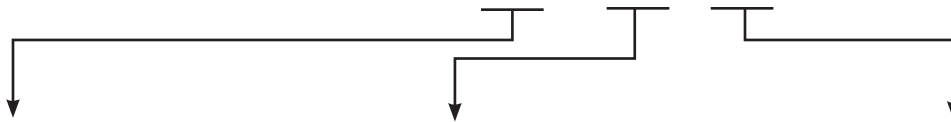
* L4, D1 and 60 keyway sections may be ordered Keyed Random only, without prior Key Systems Administration approval



Cylinder Number Example

To simplify ordering, options designated "standard" may be omitted from the ordering sequence.

CR1090 - 114 - A01- L4



| Length | Cam | Keyway |
|-----------------------|---|---|
| 114 1-1/4" (standard) | A01 Cloverleaf (standard) | L4 (standard) Available only with Z and DH Class keyways. |
| 138 1-3/8" | A02 Straight | |
| 112 1-3/8" | A03 Adams Rite® MS & DL3000 | |
| 134 1-3/4" | A04 DL4000 Deadlock | |
| | A05 Adams Rite 4070 | |
| | A06 ² Schlage® L9000 | |
| | A07 DL4100 Series Deadlock | |
| | A62 Straight | |
| | A92 Exit Grip 01, 02 | |
| | A93 ¹ For obsolete Corbin® 610 Series and Russwin® 1403 Series Deadlocks | |

| Cylinder Number | 605, 606, 611, 612, 613, 613E, 618, 619, 622, 625, 626, 629, 630, 722, BSP, WSP |
|-----------------|---|
| CR1090-114- | \$393.00 |
| CR1090-138- | \$396.00 |
| CR1090-112- | \$404.00 |
| CR1090-134- | |

- Notes:
1. Add \$2.00 per cylinder for A93 Cam.
2. Add \$5.00 per cylinder for A06 Cam.

Hotel Function IC Mortise

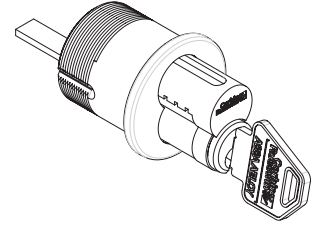
| Cylinder Number | 605, 606, 611, 612, 613, 613E, 618, 619, 622, 625, 626, 629, 630, 722, BSP, WSP |
|---|---|
| CR1091-138-A01 Hotel function uses - E1 suffix EMK blank | \$410.00 |

To simplify ordering, you may specify only "1091" since no length or cam variations exist.

*LFIC Cores are provided in 606 or 626 finish only.

IC Rim

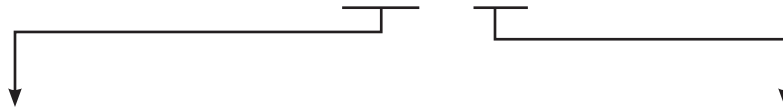
For Existing Systems Only.*
 For Construction Core Program, see page 32.
 For housing only, see page 62-63.
 6-Pin Only - No Cross Keying - Available in Z and DH Class Keyways Only. Available UC or master keyed only. Not available 0-bitted.
 * L4, D1 and 60 keyway sections may be ordered Keyed Random only, without prior Key Systems Administration approval



Cylinder Number Example

To simplify ordering, options designated "standard" may be omitted from the ordering sequence.

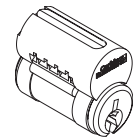
CR3090 - 178 - L4



| Tailpiece Length | | Keyway |
|------------------|--|--|
| 058 | 5/8" Tailpiece | L4 (standard). Available only with Z and DH Class keyways. |
| 178 | 1-7/8" (standard) | |
| 178V | 1-7/8" (standard) vertical | |
| 318 | 3-1/8" (thick door) | |
| 114 | 1-1/4" for M61 and M62 option alarmed exit devices | |

| Cylinder Number | 605, 606, 611, 612, 613, 613E, 618, 619, 622, 625, 626, 629, 630, 722, BSP, WSP |
|------------------------------------|---|
| CR3090-058 | \$393.00 |
| CR3090-178 | |
| CR3090-178V | |
| CR3090-318 | |
| CR3090-114 No back plate or screws | |

Security Core Only



| Cylinder Number | 606, 626, BSP |
|---|---------------|
| CR8010 6-pin standard | \$268.00 |
| CR8010EMK 6-pin standard set to hotel mortise EMK | |
| CR8011-042 6-pin for CK4229, hotel indicator pin | |

For uncombined cores, suffix "UC," see page 33 for deduct.

Standard Master Ring Mortise

Cylinder Number Example

To simplify ordering, options designated "standard" may be omitted from the ordering sequence.

CR1060 - 118 - A61 - 6 - L4



| Length | Cam | Pins | Keyway |
|---------------------|--|------------------------------|---------------|
| 100 1" (5-pin only) | A61 New Cloverleaf (standard) (for locks made after 5/93; requires thumbturn hub 562F41-2) | 5 | L4 (standard) |
| 118 1-1/8" (std) | A62 Straight | 6 (standard) | |
| 114 1-1/4" | A63* Large Short | 7 (optional for 1-3/8" only) | |
| 138 1-3/8" | A64* Large Long | | |
| 134 1-3/4" | A65* Old Cloverleaf (formerly 11A) | | |
| 112 1-1/2" | | | |
| 200 2" | | | |
| 214 2-1/4" | | | |
| 212 2-1/2" | | | |
| 234 2-3/4" | | | |
| 300 3" | | | |

| Cylinder Number | 605, 606, 611, 612, 613, 613E, 618, 619, 622, 625, 626, 722, BSP, WSP |
|------------------|---|
| CR1060-100-__-5 | \$194.00 |
| CR1060-118-__-__ | |
| CR1060-114-__-__ | |
| CR1060-138-__-__ | |
| CR1060-112-__-__ | \$204.00 |
| CR1060-134-__-__ | |
| CR1060-200-__-__ | |
| CR1060-214-__-__ | |
| CR1060-212-__-__ | \$214.00 |
| CR1060-234-__-__ | |
| CR1060-234-__-__ | |
| CR1060-300-__-__ | |

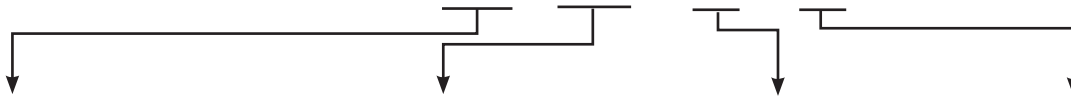
*Add \$2.00 per cylinder for A63, A64 and A65 Cam.

Flexible Head Master Ring Mortise

Cylinder Number Example

To simplify ordering, options designated "standard" may be omitted from the ordering sequence.

CR1160 - 118 - A61 - 6 - L4



| Length | Cam | | Pins | Keyway |
|--------------------|------|--|--------------|---------------|
| 100 1" (6-pin std) | A61 | New Cloverleaf (standard) (for locks made after 5/93; requires thumbturn hub 562F41-2) | 5 | L4 (standard) |
| 118 1-1/8" | | | 6 (standard) | |
| 114 1-1/4" | | | | |
| | A62 | Straight | | |
| | A63* | Large Short | | |
| | A64* | Large Long | | |
| | A65* | Old Cloverleaf (formerly 11A) | | |

| Cylinder Number | 605, 606, 611, 612, 613, 613E, 618, 619, 622, 625, 626, 722, BSP, WSP |
|------------------|---|
| CR1160-100-__-__ | \$239.00 |
| CR1160-118-__-__ | |
| CR1160-114-__-__ | |

* Add \$2.00 per cylinder for A63, A64 or A65 Cam.

Dummy Master Ring Mortise Cylinders

| Cylinder Number | 605, 606, 611, 612, 613, 613E, 618, 619, 622, 625, 626, 722, BSP, WSP |
|-----------------|---|
| CR1460-118 | \$184.00 |
| CR1460-114 | |
| CR1460-138 | |
| CR1460-112 | |

Master Ring Rim

| Cylinder Number (Specify Keyway) | F605, 606, 611, 612, 613, 613E, 618, 619, 622, 625, 626, 722, BSP, WSP |
|--|--|
| CR3060-200 Standard horizontal tailpiece | \$194.00 |
| CR3060-312 Thick door, horizontal tailpiece | |
| CR3060-200V Vertical tailpiece | |
| CR3060-312V Thick door, vertical tailpiece | |

For CK4200 & UT5200 Series Locksets (.552" dia. plug)

| Cylinder Number | Finish: 606, 626, BSP |
|---|-----------------------|
| CR2060-052 Standard | \$162.00 |
| CR2061-042* CK4229 Hotel with indicator pin | \$193.00 |
| CR2160-052** Discontinued Ronde and Continental Knob | \$174.00 |

* Not Available with 752, 852 or A Class keyways.
 ** Also Available in 605, 611, 612, 613, 625 finishes.
 Not Available with X Class and certain restricted keyways.

Master Ring Special Applications For Exit Device Operators (.552" plug)

| Cylinder Number | Finish: 606, 626, BSP |
|--|-----------------------|
| CR4266-001-A02 ED6800 x B5 or B6 trim ED7400 x 03 or 04 trim | \$179.00 |
| CR4266-001-A92 ED6800 x 01 or 02 trim | |

Pin Kits

| Description | Catalog Number | Part Number | Price |
|--|----------------|-------------|------------|
| Corbin Russwin System 70 and Pre-System 70, 752, 852 and A Class keyways Not for System 70 Security | PK-1070 | 610F538 | \$1,320.00 |
| Corbin® Z Class and Russwin® DH Class keyways System 70, all cylinders except Security | PK-70-ZDH | 602F129 | \$880.00 |
| Russwin N Class System, all cylinders | PK-70-N | 602F119 | \$687.00 |
| Corbin X Class, all cylinders | PK-70-X | 602F109 | \$672.00 |
| Pyramid High Security cylinders | PK-20-HS | 694F968 | \$1,811.00 |
| Pyramid Security cylinders | PK-20-PS | 715F968 | \$1,338.00 |
| Security cylinders, including interchangeable core, blockout and Brink | PK-70-HS | 610F529 | \$2,497.00 |
| Access 3 Key System AP only | PK-30-AP | 763F088 | \$1,288.00 |
| Access 3 Key System - AP, AS, AHS | PK-30-MASTER | 763F098 | \$1,875.00 |

Tools

| Description | Catalog Number | Part Number | Price |
|--|----------------|-------------|--------------------------------|
| Tool kit - contains 1 each: CT-4, CT-11, CT-19, CT-21, CT-22, CT-23, CT-54 | CT-93 | 612F588 | \$353.00 |
| Plug follower, .509" brass | CT-4 | 073F992 | \$42.00 |
| Pin chamber reamer | CT-5 | 239F758 | \$119.00 |
| Pin chamber burring tool | CT-7 | 382F188 | \$314.00 |
| Loading tool for .509" shell | CT-10 | 577F499 | \$119.00 |
| Key gauge, all Corbin® key classes | CT-11 | 239F377 | \$42.00 |
| Tweezers (was CT-6) | CT-19 | 239F368 | \$50.00 |
| Plug follower, .496 | CT-20 | 694F972 | \$14 (order in mult. of 10) |
| Key gauge, Pyramid | CT-20K | 698F367 | \$42.00 |
| Key gauge, Access 3 | CT-30K | | |
| Key gauge, Russwin® N | CT-21 | 603F277 | |
| Key gauge, Russwin® D & H | CT-22 | 604F197 | |
| Key gauge, Russwin® 981/852 | CT-23 | 604F187 | |
| Plug follower, .552" brass | CT-54 | 073F982 | \$51.00 |
| IC mortise cylinder installation wrench | CT-80 | 363F612 | \$73.00 |
| Follower, disposable, .509" plug | | 484F729 | \$1.00 (order in mult. Of 50) |
| Follower, disposable, .552" plug | | 484F739 | \$0.50 (order in mult. Of 100) |

Blank Page

ML2000 Series:

| | |
|---------------|----|
| MicroShield® | 76 |
| ML2000 Series | 77 |

ML2000 Museo Series:

| | |
|---|----|
| ML2000 Series: Museo Georgia, Jackson, Salvador, Marc Levers, Inspire Trim | 78 |
| ML2000 Series: Museo Georgia, Jackson, Laszlo, Salvador, Marc, Josef Levers, Roses & Thumbturns | 79 |
| ML2000 Series: Museo Josef, Georges Levers, Roses & Thumbturns | 80 |
| ML2000 Series: Museo Piet Levers, Roses & Thumbturns | 81 |
| ML2000 Series: Museo Piet Levers, Roses & Thumbturns | 82 |
| ML2000 Series: Museo Georgia, Jackson, Laszlo, Salvador, Marc, Josef Levers & Escutcheons | 83 |
| ML2000 Series: Museo Josef, Georges Levers & Escutcheons | 84 |
| ML2000 Series: Museo Piet Levers & Escutcheons | 85 |
| ML2000 Series: Museo Piet Levers & Escutcheons | 86 |

ML2000 Series:

| | |
|---|----|
| ML2000 Series: LWA, RWA, LWN, LWM, LWP, LWR, LWVN | 87 |
| ML2000 Series: LSA, LSN, LSM, LSP, LSR, LSVN | 88 |
| ML2000 Series: ASA, CSA, NSA, PSA, RSA, NSM, NSN, NSP, NSR, NSVN | 89 |
| ML2000 Series: DSA, ESA, DSM, DSN, DSP, DSR, DSVN | 90 |
| ML2000 Series: GZA, GZB, GZF, GZH, YZA, YZB, YZF, YZH, GZM, GZP, GZR, GZVN | 91 |
| ML2000 Series Vineyard Collection: FSG, MSG, ZSG, FSL, MSL, ZSL, FSVN, MSVN, ZSVN | 92 |
| ML2000 Series: Deadbolts: M, N, P, L, R, VN | 93 |
| Vandal Resistant Trim: CSV, NSV | 94 |

ML20900 Muséo Series:

| | |
|---|----|
| ML20900 Series: Muséo Georgia, Jackson, Salvador, Marc Levers & Roses | 95 |
| ML20900 Series: Muséo Georgia, Jackson, Salvador, Laszlo, Marc, Josef Levers, Escutcheons, Roses and Thumbturns | 96 |
| ML20900 Series: Muséo Piet Levers, Escutcheons, Roses and Thumbturns | 97 |
| ML20900 Series: Muséo Piet Levers, Escutcheons, Roses and Thumbturns | 98 |
| ML20900 Series: Muséo Josef, Georges Levers, Escutcheons, Roses and Thumbturns | 99 |

ML20900 Series:

| | |
|--|-----|
| ML20900 Series: LWA, RWA, LWM, LWN, LWR, ASA, CSA, LSA, NSA, PSA, RSA, NSM, NSN, NSR | 100 |
| ML20900 Series: DSA, ESA, DSM, DSN, DSR, CSV, NSV | 101 |
| ML20900 Series Vineyard Collection: FSG, MSG, ZSG, FSL, MSL, ZSL | 102 |
| ML20900 Series: GZA, GZB, GZF, GZH, YZA, YZB, YZF, YZH, GZM, GZP, GZR | 103 |

ML20600 NAC Muséo Series:

| | |
|--|-----|
| ML20600 NAC Series: Muséo Georgia, Jackson, Salvador, Marc Levers with High Security Monitoring | 104 |
| ML20600 NAC Series: Muséo Georgia, Jackson, Salvador, Laszlo, Marc, Josef Levers & Roses with High Security Monitoring | 105 |
| ML20600 NAC Series: Muséo Piet Levers & Roses with High Security Monitoring | 106 |
| ML20600 NAC Series: Muséo Piet Levers & Roses with High Security Monitoring | 107 |
| ML20600 NAC Series: Muséo Josef, Georges Levers & Roses | 108 |

ML20600 NAC Series:

| | |
|--|-----|
| ML20600 Series NAC: LWA, RWA, LWM, LWN, LWR, LWVN, ASA, CSA, LSA, NSA, PSA, RSA, NSM, NSN, NSR, NSVN | 109 |
| ML20600 Series NAC: DSA, ESA, DSM, DSN, DSR, DSVN, CSV, NSV | 110 |
| ML20600 Series NAC: Electrified Mortise with High Security Options: FSG, MSG, ZSG, FSL, MSL, ZSL, FSVN, MSVN, ZSVN | 111 |

ML2000/20900 Series:

| | |
|--|-----|
| ML20600 NAC Series Lever Designs | 112 |
| ML2000 & ML20900 Series Ordering Options | 113 |
| ML2000 & ML20900 Series Cylinder & Keying Options | 114 |
| ML2000 & ML20900 Series Cylinder & Keying Options (Continued), ML2000/20900 Strike Options | 115 |
| ML2000 & ML20900 Series Door Thickness with Locksets Mortised on Center, Panel Applications | 116 |
| ML2000 & ML20900 Series Miscellaneous Options, Thumbturn Options | 117 |
| ML2000 & ML20900 Series Indicator Options, Sectional Trim Retrofit Kits for V Series Indicators, Ordering Examples | 118 |

MicroShield®

Look for the *MicroShield* icon.

MicroShield®

As part of their promise to provide innovative solutions to their customers, certain ASSA ABLOY Group brands offer the MicroShield® technology, a silver-based antimicrobial coating designed to inhibit the growth of bacteria.

MicroShield® is a registered trademark of ASSA ABLOY Access and Egress Hardware Group, Inc.

| Product | Series | MicroShield® Coated Components |
|---------------|---------------|--|
| Mortise Locks | ML2000 Series | Knobs/Levers, roses and/or escutcheons |

AVAILABLE FINISHES

- MicroShield® is available on 626 and 630. Other finishes available by Special Product Application Request Form only.
- Specify 626C (satin chrome plated) or 630C (satin stainless steel) when ordering.
- MicroShield® coating will be applied over 626 and 630 finishes. All components will match 626.

Note: MicroShield® coating will only be applied to "high touch" components.

HOW TO ORDER

| Product | How to Order |
|---------------|---------------------------|
| Mortise Locks | ML2055 x LWA x 626C x RHR |

| Description | Add |
|---------------|-------------|
| Mortise Locks | Add \$95.00 |

**Standard Features
Handing**

Field reversible

Door Thickness

1-3/4"

Backset

2-3/4"

Warranty

10 Years

Strike

ANSI straight lip
4-7/8" x 1-1/4" x 1-1/8" lip to center

Cylinder

Brass, 6-pin, L4 keyway, 0-bitted

Keys


Two nickel silver keys

Case Quantity

6

Case Weight

Variable



Please refer to the ML2000 Series catalog for more information.

Ordering Example:

Stock Order

| Quantity | Series/Function | Trim | Finish | Hand |
|----------|-----------------|------|--------|------|
| 100 | ML2055 | LSB | 626 | RHR |

Split Trim/Split Finish

| Quantity | Series/Function | Trim | | Finish | | Hand |
|----------|-----------------|---------|--------|---------|--------|------|
| | | Outside | Inside | Outside | Inside | |
| 12 | ML2055 | LSB | NSB | 626 | 625 | RHR |

Split trim is not available mixing escutcheon with sectional trim or with a different escutcheon

Contract/Detailed Order

| Quantity | Keypad | Series/Function | Trim | Finish | Hand | Strike | Misc. Options | Cylinder and Keying |
|----------|--------|-----------------|------|--------|------|--------|---------------|---------------------|
| 24 | AA1 | ML2055 | LSB | 626 | RHR | SA200 | M17-M26 | C7-VKC3 |

Working Trim Only

| Quantity | Function only | Trim | Finish | Hand | Door Thickness | Misc. Options |
|----------|---------------|------|--------|------|----------------|---------------|
| 6 | ML2055 | LWA | 626 | RHR | D214 | M31 |

(includes grip and spindle, rose or escutcheon, thumbturn, adapters and screws)

High Security Monitoring Option Order


| Quantity | Series/Function | Technology Code | Trim | Finish | Hand | Fail Safe/ Fail Secure | High Security Monitoring Options |
|----------|-----------------|-----------------|------|--------|------|---------------------------|----------------------------------|
| 24 | ML20608 | NAC | ASA | 626 | RHR | SEC | PHRR01 |

Mortise Locksets

ML2000 Series: Muséo Levers and Inspire™ Roseless Trim

USA & Canada Prices Effective March 1, 2024

contemporary trim to complement the interior design of your next project



J Collar

¹Handed: specify hand when ordering.
²Contact factory for current lead time.

*629 and *630 finish options are Not available for all Muséo levers. Please refer to page 26 for availability.

| | | | | | |
|------|---|------|--|------|-----------------------------------|
| 613E | Dark Oxidized Satin Bronze - Equivalent | 605 | Bright Brass, Clear Coated | 618 | Bright Nickel Plated |
| 626 | Satin Chromium Plated | 606 | Satin Brass, Clear Coated | 619 | Satin Nickel Plated |
| BSP | Black Suede Powder Coat | 611 | Bright Bronze, Clear Coated | 625 | Bright Chromium Plated |
| WSP | White Suede Powder Coat | 612 | Satin Bronze, Clear Coated | 629* | Bright Stainless Steel |
| | | 613 | Dark Oxidized Satin Bronze, Oil Rubbed | 630* | Satin Stainless Steel |
| | | 613L | Dark Oxidized Satin Bronze, Clear Coated | 722 | Black Oxidized Bronze, Oil Rubbed |

Function

| Function | Model | Description | Price | Price |
|--|-----------------------------|------------------------|------------|------------|
| Non-Keyed | ML2010 | Passage | \$1,340.00 | \$1,364.00 |
| | ML2020 | Privacy | \$1,594.00 | \$1,618.00 |
| | ML2030 | Privacy | \$1,471.00 | \$1,495.00 |
| | ML2050 | Half Dummy | \$546.00 | \$558.00 |
| | ML2070 | Full Dummy | \$1,092.00 | \$1,116.00 |
| | ML2080 | Half Active Dummy Trim | \$845.00 | \$857.00 |
| | ML2090 | Full Active Dummy Trim | \$1,391.00 | \$1,415.00 |
| Single Cylinder | ML2003 | Classroom | \$1,657.00 | \$1,681.00 |
| | ML2051 | Office | | |
| | ML2055 | Classroom | | |
| | ML2056 | Classroom Holdback | | |
| | ML2057 | Storeroom | | |
| | ML2069 | Institution Privacy | | |
| | ML2004 | Classroom | | |
| ML2053 | Entrance | | | |
| ML2054 | Entrance | | | |
| ML2058 | Entrance Holdback | | | |
| ML2068 | Privacy or Classroom | \$1,719.00 | \$1,743.00 | |
| ML2024 | Entrance | | | |
| ML2048 | Entrance | | | |
| ML2049 | Storeroom Deadbolt | | | |
| ML2059 | Security Storeroom | | | |
| ML2065 | Dormitory | | | |
| ML2067 | Apartment | | | |
| ML2073 | Classroom Security | \$1,800.00 | \$1,824.00 | |
| ML2075 | Entrance/Office | | | |
| ML2029 | Hotel | | | |
| Double Cylinder | ML2002 | Classroom Intruder | \$1,782.00 | \$1,806.00 |
| | ML2032 | Institution | | |
| | ML2042 | Entrance | | |
| | ML2052 | Classroom Intruder | | |
| ML2087 | Security Vestibule | \$1,844.00 | \$1,868.00 | |
| ML2022 | Store Door | | | |
| ML2062 | Intruder Deadbolt | | | |
| ML2072 | Classroom Security Intruder | | | |
| ML2082 | Dormitory | | | |
| ML2092 | Security Institution | \$1,148.00 | \$1,172.00 | |
| ML2092 | Security Institution | | | |
| Full Working Trim (Quick Code M31) No cylinder; includes thumbturn lever | | | \$1,148.00 | \$1,172.00 |

Ordering Example Details

| | | |
|----------------|--------|----------------------|
| ML2000 | ML2051 | Office Function |
| Sectional Trim | 102 | Georgia Family Lever |
| (rose) | J | Collar |
| | 625 | Finish |
| | RHR | Handing |



Stock Order

| Quantity | Series/Function | Trim | Finish | Hand |
|----------|-----------------|------|--------|------|
| 24 | ML2051 | 102J | 625 | RHR |



Experience a safer and more open world

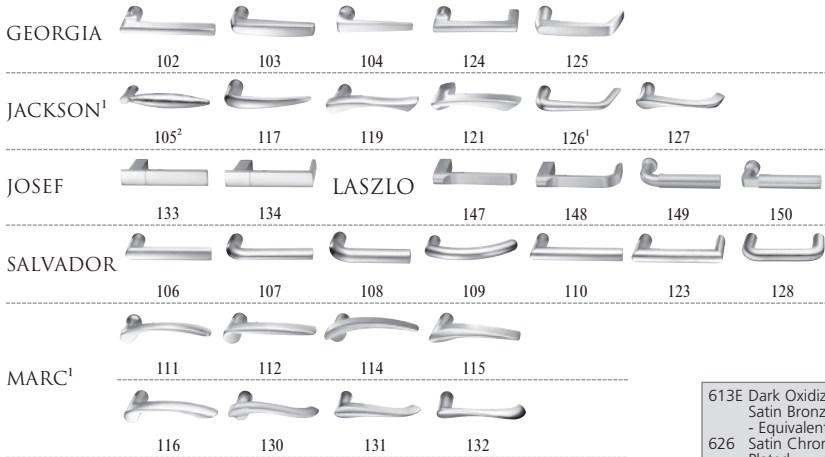
Copyright © 2002-2024 Corbin Russwin, Inc., an ASSA ABLOY Group company. All rights reserved. Reproduction in whole or in part without the express written permission of Corbin Russwin, Inc., is prohibited. Contact us at: 800-543-3658 or visit www.corbinrusswin.com. In Canada contact us at: 800-461-3007 or visit www.assaabloydss.ca

Mortise Locksets

ML2000 Series: Muséo Levers, Roses and Thumbturns

USA & Canada Prices Effective March 1, 2024

contemporary levers to complement the interior design of your next project




*629 and *630 finish options are Not available for all Muséo levers. Please refer to page 26 for availability.

Function

| | | | | | | |
|--|------------------------|--|------------|------------|------------|------------|
| Non-Keypad | ML2010 | Passage | \$1,191.00 | \$1,215.00 | | |
| | ML2020 | Privacy | \$1,381.00 | \$1,405.00 | | |
| | ML2030 | | | | | |
| | ML2040 | Passage w/Indicator – VXX Option on Page 118 Applies | \$1,347.00 | \$1,371.00 | | |
| | ML2060 | Privacy | | | | |
| | ML2050 | Half Dummy | \$488.00 | \$500.00 | | |
| | ML2070 | Full Dummy | \$976.00 | \$1,000.00 | | |
| | ML2080 | Half Active Dummy Trim | \$716.00 | \$728.00 | | |
| ML2090 | Full Active Dummy Trim | \$1,224.00 | \$1,248.00 | | | |
| Single Cylinder | ML2003 | Classroom | \$1,444.00 | \$1,468.00 | | |
| | ML2051 | Office | | | | |
| | ML2055 | Classroom | | | | |
| | ML2056 | Classroom Holdback | | | | |
| | ML2057 | Storeroom | | | | |
| | ML2069 | Institution Privacy | | | | |
| | ML2004 | Classroom | | | \$1,465.00 | \$1,489.00 |
| | ML2053 | Entrance | | | | |
| ML2054 | Entrance | | | | | |
| ML2058 | Entrance Holdback | | | | | |
| ML2068 | Privacy or Classroom | | | | | |
| Single Cylinder with Deadbolt | ML2024 | Entrance | \$1,506.00 | \$1,530.00 | | |
| | ML2048 | Entrance | | | | |
| | ML2049 | Storeroom Deadbolt | | | | |
| | ML2059 | Security Storeroom | | | | |
| | ML2065 | Dormitory | | | | |
| | ML2067 | Apartment | | | | |
| | ML2073 | Classroom Security | | | | |
| | ML2075 | Entrance/Office | | | | |
| ML2029 | Hotel | \$1,553.00 | \$1,577.00 | | | |
| Double Cylinder | ML2002 | Classroom Intruder | \$1,569.00 | \$1,593.00 | | |
| | ML2032 | Institution | | | | |
| | ML2042 | Entrance | | | | |
| | ML2052 | Classroom Intruder | | | | |
| | ML2087 | Security Vestibule | | | | |
| Double Cylinder with Deadbolt | ML2022 | Store Door | \$1,631.00 | \$1,655.00 | | |
| | ML2062 | Intruder Deadbolt | | | | |
| | ML2072 | Classroom Security Intruder | | | | |
| | ML2082 | Dormitory | | | | |
| | ML2092 | Security Institution | | | | |
| Full Working Trim (Quick Code M31) No cylinder; includes thumbturn lever | | | \$1,057.00 | \$1,081.00 | | |

| | | | | | |
|------|---|------|--|------|-----------------------------------|
| 613E | Dark Oxidized Satin Bronze - Equivalent | 605 | Bright Brass, Clear Coated | 618 | Bright Nickel Plated |
| 626 | Satin Chromium Plated | 606 | Satin Brass, Clear Coated | 619 | Satin Nickel Plated |
| BSP | Black Suede Powder Coat | 611 | Bright Bronze, Clear Coated | 625 | Bright Chromium Plated |
| WSP | White Suede Powder Coat | 612 | Satin Bronze, Clear Coated | 629* | Bright Stainless Steel |
| | | 613 | Dark Oxidized Satin Bronze, Oil Rubbed | 630* | Satin Stainless Steel |
| | | 613L | Dark Oxidized Satin Bronze, Clear Coated | 722 | Black Oxidized Bronze, Oil Rubbed |

ROSES



THUMBTURN³



1. Handed: specify hand when ordering
2. Contact factory for current lead time
3. Specify thumbturn as quick code. Thumbturn backplate will match shape of rose chosen (i.e. round or square)

Ordering Example Details

| | | |
|-----------------------|--------|-------------------|
| ML2000 | ML2051 | Office Function |
| Sectional Trim (rose) | 111 | Marc Family Lever |
| | W | Rose |
| | 625 | Finish |
| | RHR | Handing |

Stock Order

| Quantity | Series/Function | Trim | Finish | Hand |
|----------|-----------------|------|--------|------|
| 24 | ML2051 | 111W | 625 | RHR |



Experience a safer and more open world

Copyright © 2002-2024 Corbin Russwin, Inc., an ASSA ABLOY Group company. All rights reserved. Reproduction in whole or in part without the express written permission of Corbin Russwin, Inc., is prohibited. Contact us at: 800-543-3658 or visit www.corbinrusswin.com. In Canada contact us at: 800-461-3007 or visit www.assaabloydss.ca

Mortise Locksets

ML2000 Series: Muséo Levers, Roses and Thumbturns

USA & Canada Prices Effective March 1, 2024

contemporary levers to complement the interior design of your next project




JOSEF



GEORGES



ROSES



THUMBTURNS³



1. Handed: specify hand when ordering
2. Contact factory for current lead time
3. Specify thumbturn as quick code. Thumbturn backplate will match shape of rose chosen (i.e. round or square)

Function

| | | | | | |
|------|---|------|--|-----|-----------------------------------|
| 613E | Dark Oxidized Satin Bronze - Equivalent | 605 | Bright Brass, Clear Coated | 618 | Bright Nickel Plated |
| 626 | Satin Chromium Plated | 606 | Satin Brass, Clear Coated | 619 | Satin Nickel Plated |
| BSP | Black Suede Powder Coat | 611 | Bright Bronze, Clear Coated | 625 | Bright Chromium Plated |
| WSP | White Suede Powder Coat | 612 | Satin Bronze, Clear Coated | 629 | Bright Stainless Steel |
| | | 613 | Dark Oxidized Satin Bronze, Oil Rubbed | 630 | Satin Stainless Steel |
| | | 613L | Dark Oxidized Satin Bronze, Clear Coated | 722 | Black Oxidized Bronze, Oil Rubbed |

| Function | Model | Description | Price | Price |
|--|------------------------|--|------------|------------|
| Non-Keyed | ML2010 | Passage | \$1,496.00 | \$1,520.00 |
| | ML2020 | Privacy | \$1,652.00 | \$1,676.00 |
| | ML2030 | | | |
| | ML2040 | Passage w/Indicator – VXX Option on Page 118 Applies | \$1,618.00 | \$1,642.00 |
| | ML2060 | Privacy | | |
| | ML2050 | Half Dummy | \$616.00 | \$628.00 |
| | ML2070 | Full Dummy | \$1,232.00 | \$1,256.00 |
| | ML2080 | Half Active Dummy Trim | \$958.00 | \$970.00 |
| ML2090 | Full Active Dummy Trim | \$1,496.00 | \$1,520.00 | |
| Single Cylinder | ML2003 | Classroom | \$1,715.00 | \$1,739.00 |
| | ML2051 | Office | | |
| | ML2055 | Classroom | | |
| | ML2056 | Classroom Holdback | | |
| | ML2057 | Storeroom | | |
| | ML2069 | Institution Privacy | | |
| | ML2004 | Classroom | | |
| | ML2053 | Entrance | | |
| Single Cylinder with Deadbolt | ML2054 | Entrance | \$1,736.00 | \$1,760.00 |
| | ML2058 | Entrance Holdback | | |
| | ML2068 | Privacy or Classroom | | |
| | ML2024 | Entrance | | |
| | ML2048 | Entrance | | |
| | ML2049 | Storeroom Deadbolt | | |
| | ML2059 | Security Storeroom | | |
| | ML2065 | Dormitory | | |
| Double Cylinder | ML2067 | Apartment | \$1,777.00 | \$1,801.00 |
| | ML2073 | Classroom Security | | |
| | ML2075 | Entrance/Office | | |
| | ML2029 | Hotel | | |
| | ML2002 | Classroom Intruder | | |
| | ML2032 | Institution | | |
| | ML2042 | Entrance | | |
| | ML2052 | Classroom Intruder | | |
| Double Cylinder with Deadbolt | ML2087 | Security Vestibule | \$1,824.00 | \$1,848.00 |
| | ML2022 | Store Door | | |
| | ML2062 | Intruder Deadbolt | | |
| | ML2072 | Classroom Security Intruder | | |
| | ML2082 | Dormitory | | |
| | ML2092 | Security Institution | | |
| Full Working Trim (Quick Code M31) No cylinder; includes thumbturn lever | | | \$1,268.00 | \$1,292.00 |

Ordering Example Details

| | | |
|-----------------------|--------|--------------------|
| ML2000 | ML2051 | Office Function |
| Sectional Trim (rose) | 135 | Josef Family Lever |
| | E4 | Rose |
| | 625 | Finish |
| | RHR | Handing |



Stock Order

| Quantity | Series/Function | Trim | Finish | Hand |
|----------|-----------------|-------|--------|------|
| 24 | ML2051 | 135E4 | 625 | RHR |



Experience a safer and more open world

Mortise Locksets

ML2000 Series: Muséo Levers, Roses and Thumbturns

USA & Canada Prices Effective March 1, 2024




contemporary trim to complement the interior design of your next project



*613E, BSP, WSP finishes are not available with 21M levers

ROSES



| | |
|------|---|
| 613E | Dark Oxidized Satin Bronze – Equivalent |
| 629 | Bright Stainless Steel |
| 630 | Satin Stainless Steel |
| BSP | Black Suede Powder Coat |
| WSP | White Suede Powder Coat |

THUMBTURN



Specify thumbturn as quick code. Thumbturn backplate will match shape of rose chosen (i.e. round or square).

Function

| | | | |
|--|------------------------|--|------------|
| Non-Keyed | ML2010 | Passage | \$1,408.00 |
| | ML2020 | Privacy | \$1,559.00 |
| | ML2030 | | |
| | ML2040 | Passage w/Indicator – VXX Option on Page 118 Applies | \$1,522.00 |
| | ML2060 | Privacy | |
| | ML2050 | Half Dummy | \$578.00 |
| | ML2070 | Full Dummy | \$1,156.00 |
| | ML2080 | Half Active Dummy Trim | \$902.00 |
| ML2090 | Full Active Dummy Trim | \$1,408.00 | |
| Single Cylinder | ML2003 | Classroom | \$1,622.00 |
| | ML2051 | Office | |
| | ML2055 | Classroom | |
| | ML2056 | Classroom Holdback | |
| | ML2057 | Storeroom | \$1,643.00 |
| | ML2069 | Institution Privacy | |
| | ML2004 | Classroom | |
| | ML2053 | Entrance | |
| ML2054 | Entrance | \$1,643.00 | |
| ML2058 | Entrance Holdback | | |
| ML2068 | Privacy or Classroom | | |
| Single Cylinder with Deadbolt | ML2024 | | Entrance |
| | ML2048 | Entrance | |
| | ML2049 | Storeroom Deadbolt | |
| | ML2059 | Security Storeroom | |
| | ML2065 | Dormitory | |
| | ML2067 | Apartment | |
| | ML2073 | Classroom Security | |
| | ML2075 | Entrance/Office | |
| ML2029 | Hotel | \$1,730.00 | |
| Double Cylinder | ML2002 | Classroom Intruder | \$1,747.00 |
| | ML2032 | Institution | |
| | ML2042 | Entrance | |
| | ML2052 | Classroom Intruder | |
| | ML2087 | Security Vestibule | |
| Double Cylinder with Deadbolt | ML2022 | Store Door | \$1,809.00 |
| | ML2062 | Intruder Deadbolt | |
| | ML2072 | Classroom Security Intruder | |
| | ML2082 | Dormitory | |
| | ML2092 | Security Institution | |
| Full Working Trim (Quick Code M31) No cylinder; includes thumbturn lever | | | \$1,192.00 |

Ordering Example Details

| | | |
|---|--------|--|
| ML2000 Sectional Trim (rose) | ML2051 | Office Function |
| | 21M | Piet Family Lever - Polished with Satin Insert |
| V | 293029 | Lever Finish |
| | | Polished with satin stainless steel insert (630), polished stainless steel (629) shank and polished stainless steel (629) grip |
| 629 | | Lock Finish |
| RHR | | Handing |

| Stock Order | | | | | |
|-------------|-----------------|------|--------------|-------------|------|
| Quantity | Series/Function | Trim | Lever Finish | Lock Finish | Hand |
| 2 | ML2051 | 21MV | 293029 | 629 | RHR |



ASSA ABLOY



Experience a safer and more open world

Mortise Locksets


ML2000 Series: Muséo Levers, Roses and Thumbturns

USA & Canada Prices Effective March 1, 2024


contemporary levers to complement the interior design of your next project



PIET



ROSES



THUMBTURNS



Specify thumbturn as quick code. Thumbturn backplate will match shape of rose chosen (i.e. round or square)

| | |
|------|---|
| 613E | Dark Oxidized Satin Bronze – Equivalent |
| 629 | Bright Stainless Steel |
| 630 | Satin Stainless Steel |
| BSP | Black Suede Powder Coat |
| WSP | White Suede Powder Coat |

Function

| Function | Model | Description | Price |
|--|-----------------------------|--|------------|
| Non-Keyed | ML2010 | Passage | \$1,520.00 |
| | ML2020 | Privacy | \$1,676.00 |
| | ML2030 | | |
| | ML2040 | Passage w/Indicator – VXX Option on Page 118 Applies | \$1,642.00 |
| | ML2060 | Privacy | |
| | ML2050 | Half Dummy | \$628.00 |
| | ML2070 | Full Dummy | \$1,256.00 |
| | ML2080 | Half Active Dummy Trim | \$970.00 |
| ML2090 | Full Active Dummy Trim | \$1,520.00 | |
| Single Cylinder | ML2003 | Classroom | \$1,739.00 |
| | ML2051 | Office | |
| | ML2055 | Classroom | |
| | ML2056 | Classroom Holdback | |
| | ML2057 | Storeroom | \$1,760.00 |
| | ML2069 | Institution Privacy | |
| | ML2004 | Classroom | |
| | ML2053 | Entrance | |
| ML2054 | Entrance | \$1,801.00 | |
| ML2058 | Entrance Holdback | | |
| ML2068 | Privacy or Classroom | | |
| ML2024 | Entrance | | \$1,848.00 |
| ML2048 | Entrance | | |
| ML2049 | Storeroom Deadbolt | | |
| ML2059 | Security Storeroom | | |
| ML2065 | Dormitory | | |
| ML2067 | Apartment | | |
| ML2073 | Classroom Security | | |
| ML2075 | Entrance/Office | | |
| ML2029 | Hotel | \$1,864.00 | |
| ML2002 | Classroom Intruder | | |
| ML2032 | Institution | | |
| ML2042 | Entrance | | |
| ML2052 | Classroom Intruder | | |
| ML2087 | Security Vestibule | \$1,926.00 | |
| ML2022 | Store Door | | |
| ML2062 | Intruder Deadbolt | | |
| ML2072 | Classroom Security Intruder | | |
| ML2082 | Dormitory | | |
| ML2092 | Security Institution | \$1,292.00 | |
| Full Working Trim (Quick Code M31) No cylinder; includes thumbturn lever | | | |

Ordering Example Details

| | | |
|------------------------------|---------|---|
| ML2000 Sectional Trim (rose) | ML2051 | Office Function |
| | 23M | Piet Family Lever - Wood Insert |
| | U | Rose |
| | 29BH29 | Lever Finish, Wood insert with polished stainless steel (629) shank and polished stainless steel (629) grip |
| | 629 | Lock Finish |
| RHR | Handing | |

Stock Order

| Quantity | Series/Function | Trim | Lever Finish | Lock Finish | Hand |
|----------|-----------------|------|--------------|-------------|------|
| 2 | ML2051 | 23MU | 29BH29 | 629 | RHR |



Experience a safer and more open world

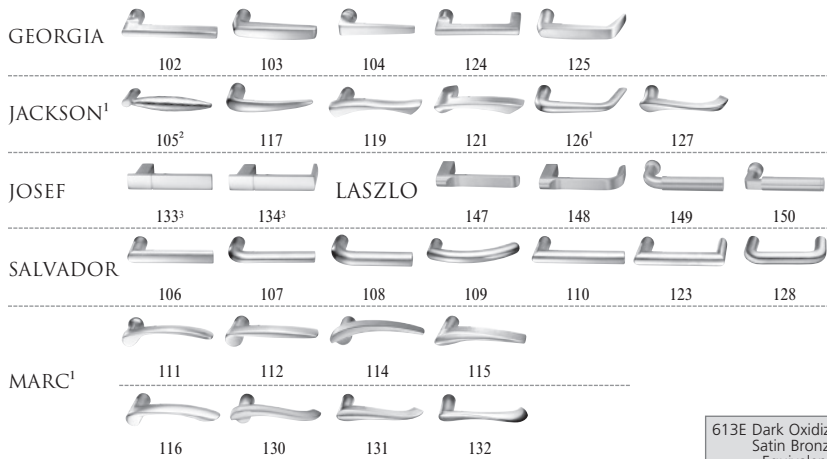
Mortise Locksets

ML2000 Series: Muséo Levers and Escutcheons

USA & Canada Prices Effective March 1, 2024



contemporary levers to complement the interior design of your next project



- 1. Handed: specify hand when ordering.
- 2. Contact factory for current lead time.
- 3. Not available with VN escutcheon.
- 4. VN escutcheon available only with indicators. Must be ordered with "V" indicator options. See page 116 for available functions. Option add also applies.

*629 and 630 finish options are Not available for all Muséo levers. Please refer to page 24 for availability.

| | | | |
|------|--|------|-----------------------------------|
| 613E | Dark Oxidized Satin Bronze - Equivalent | 618 | Bright Nickel Plated |
| 626 | Satin Chromium Plated | 619 | Satin Nickel Plated |
| BSP | Black Suede Powder Coat | 625 | Bright Chromium Plated |
| WSP | White Suede Powder Coat | 629* | Bright Stainless Steel |
| 605 | Bright Brass, Clear Coated | 630* | Satin Stainless Steel |
| 606 | Satin Brass, Clear Coated | 722 | Black Oxidized Bronze, Oil Rubbed |
| 611 | Bright Bronze, Clear Coated | | |
| 612 | Satin Bronze, Clear Coated | | |
| 613 | Dark Oxidized Satin Bronze, Oil Rubbed | | |
| 613L | Dark Oxidized Satin Bronze, Clear Coated | | |

Function

| Function | Model | Description | Price (USA) | Price (Canada) | | |
|--|------------------------|--|-------------|----------------|------------|------------|
| Non-Keyed | ML2010 | Passage | \$1,245.00 | \$1,269.00 | | |
| | ML2020 | Privacy | \$1,435.00 | \$1,459.00 | | |
| | ML2030 | | | | | |
| | ML2040 | Passage w/Indicator – VXX Option on Page 118 Applies | \$1,401.00 | \$1,425.00 | | |
| | ML2060 | Privacy | | | | |
| | ML2050 | Half Dummy | \$515.00 | \$527.00 | | |
| | ML2070 | Full Dummy | \$1,030.00 | \$1,054.00 | | |
| | ML2080 | Half Active Dummy Trim | \$743.00 | \$755.00 | | |
| ML2090 | Full Active Dummy Trim | \$1,278.00 | \$1,302.00 | | | |
| Single Cylinder | ML2003 | Classroom | \$1,498.00 | \$1,522.00 | | |
| | ML2051 | Office | | | | |
| | ML2055 | Classroom | | | | |
| | ML2056 | Classroom Holdback | | | | |
| | ML2057 | Storeroom | | | | |
| | ML2069 | Institution Privacy | | | | |
| | ML2004 | Classroom | | | \$1,519.00 | \$1,543.00 |
| | ML2053 | Entrance | | | | |
| ML2054 | Entrance | | | | | |
| ML2058 | Entrance Holdback | | | | | |
| ML2068 | Privacy or Classroom | | | | | |
| Single Cylinder with Deadbolt | ML2024 | Entrance | \$1,560.00 | \$1,584.00 | | |
| | ML2048 | Entrance | | | | |
| | ML2049 | Storeroom Deadbolt | | | | |
| | ML2059 | Security Storeroom | | | | |
| | ML2065 | Dormitory | | | | |
| | ML2067 | Apartment | | | | |
| | ML2073 | Classroom Security | | | | |
| | ML2075 | Entrance/Office | | | | |
| ML2029 | Hotel | \$1,607.00 | \$1,631.00 | | | |
| Double Cylinder | ML2002 | Classroom Intruder | \$1,623.00 | \$1,647.00 | | |
| | ML2032 | Institution | | | | |
| | ML2042 | Entrance | | | | |
| | ML2052 | Classroom Intruder | | | | |
| Double Cylinder with Deadbolt | ML2022 | Store Door | \$1,685.00 | \$1,709.00 | | |
| | ML2062 | Intruder Deadbolt | | | | |
| | ML2072 | Classroom Security Intruder | | | | |
| | ML2082 | Dormitory | | | | |
| | ML2092 | Security Institution | | | | |
| Full Working Trim (Quick Code M31) No cylinder; includes thumbturn lever | | | \$1,111.00 | \$1,135.00 | | |

Ordering Example Details

| | |
|-----------------|-------------------|
| ML2000 | Office Function |
| Escutcheon Trim | Marc Family Lever |
| 111 | Escutcheon |
| L | Finish |
| 619 | Handing |
| RHR | |

Stock Order

| Quantity | Series/Function | Trim | Finish | Hand |
|----------|-----------------|------|--------|------|
| 24 | ML2051 | 111L | 619 | RHR |



Experience a safer and more open world

Mortise Locksets

ML2000 Series: Muséo Levers and Escutcheons

USA & Canada Prices Effective March 1, 2024

contemporary levers to complement the interior design of your next project



JOSEF



GEORGES



L ESCUTCHEON



R ESCUTCHEON

1. Handed: specify hand when ordering.
2. Contact factory for current lead time.
3. Not available with escutcheon indicators.

| | | |
|--|---|---------------------------------------|
| 613E Dark Oxidized Satin Bronze - Equivalent | 605 Bright Brass, Clear Coated | 618 Bright Nickel Plated |
| 626 Satin Chromium Plated | 606 Satin Brass, Clear Coated | 619 Satin Nickel Plated |
| BSP Black Suede Powder Coat | 611 Bright Bronze, Clear Coated | 625 Bright Chromium Plated |
| WSP White Suede Powder Coat | 612 Satin Bronze, Clear Coated | 629 Bright Stainless Steel |
| | 613 Dark Oxidized Satin Bronze, Oil Rubbed | 630 Satin Stainless Steel |
| | 613L Dark Oxidized Satin Bronze, Clear Coated | 722 Black Oxidized Bronze, Oil Rubbed |

Function

| Function | Model | Description | Price (USD) | Price (CAD) |
|--|----------------------|--|-------------|-------------|
| Non-Keyed | ML2010 | Passage | \$1,569.00 | \$1,593.00 |
| | ML2020 | Privacy | \$1,725.00 | \$1,749.00 |
| | ML2030 | | | |
| | ML2040 | Passage w/Indicator – VXX Option on Page 118 Applies | \$1,691.00 | \$1,715.00 |
| | ML2060 | Privacy | | |
| | ML2050 | Half Dummy | \$653.00 | \$665.00 |
| | ML2070 | Full Dummy | \$1,305.00 | \$1,329.00 |
| | ML2080 | Half Active Dummy Trim | \$995.00 | \$1,007.00 |
| | ML2090 | Full Active Dummy Trim | \$1,569.00 | \$1,593.00 |
| Single Cylinder | ML2003 | Classroom | | |
| | ML2051 | Office | | |
| | ML2055 | Classroom | \$1,788.00 | \$1,812.00 |
| | ML2056 | Classroom Holdback | | |
| | ML2057 | Storeroom | | |
| | ML2069 | Institution Privacy | | |
| | ML2004 | Classroom | | |
| | ML2053 | Entrance | \$1,809.00 | \$1,833.00 |
| ML2054 | Entrance | | | |
| ML2058 | Entrance Holdback | | | |
| ML2068 | Privacy or Classroom | | | |
| Single Cylinder with Deadbolt | ML2024 | Entrance | | |
| | ML2048 | Entrance | | |
| | ML2049 | Storeroom Deadbolt | \$1,850.00 | \$1,874.00 |
| | ML2059 | Security Storeroom | | |
| | ML2065 | Dormitory | | |
| | ML2067 | Apartment | | |
| | ML2073 | Classroom Security | | |
| ML2075 | Entrance/Office | | | |
| ML2029 | Hotel | \$1,897.00 | \$1,921.00 | |
| Double Cylinder | ML2002 | Classroom Intruder | | |
| | ML2032 | Institution | \$1,913.00 | \$1,937.00 |
| | ML2042 | Entrance | | |
| | ML2052 | Classroom Intruder | | |
| Double Cylinder with Deadbolt | ML2022 | Store Door | | |
| | ML2062 | Intruder Deadbolt | \$1,975.00 | \$1,999.00 |
| | ML2072 | Classroom Security Intruder | | |
| | ML2082 | Dormitory | | |
| | ML2092 | Security Institution | | |
| Full Working Trim (Quick Code M31) No cylinder; includes thumbturn lever | | | \$1,341.00 | \$1,365.00 |



Ordering Example Details

| | | |
|-----------------|--------|--------------------|
| ML2000 | ML2051 | Office Function |
| Escutcheon Trim | 135 | Josef Family Lever |
| | L | Escutcheon |
| | 619 | Finish |
| | RHR | Handing |

Stock Order

| Quantity | Series/Function | Trim | Finish | Hand |
|----------|-----------------|------|--------|------|
| 24 | ML2051 | 135L | 619 | RHR |



ASSA ABLOY

Experience a safer and more open world

Mortise Locksets


ML2000 Series: Muséo Levers and Escutcheons

USA & Canada Prices Effective March 1, 2024

contemporary levers to complement the interior design of your next project



PIET



*613E, BSP, WSP finishes are not available with 21M levers.

- 1. VN escutcheon available only with indicators.
Must be ordered with "V" indicator options.
See page 116 for available functions.
Option add also applies.



| | |
|------|---|
| 613E | Dark Oxidized Satin Bronze – Equivalent |
| 629 | Bright Stainless Steel |
| 630 | Satin Stainless Steel |
| BSP | Black Suede Powder Coat |
| WSP | White Suede Powder Coat |

Function

| | | | | |
|--|------------------------|--|------------|------------|
| Non-Keypad | ML2010 | Passage | \$1,481.00 | |
| | ML2020 | Privacy | \$1,632.00 | |
| | ML2030 | | | |
| | ML2040 | Passage w/Indicator – VXX Option on Page 118 Applies | \$1,595.00 | |
| | ML2060 | Privacy | | |
| | ML2050 | Half Dummy | \$615.00 | |
| | ML2070 | Full Dummy | \$1,229.00 | |
| | ML2080 | Half Active Dummy Trim | \$939.00 | |
| ML2090 | Full Active Dummy Trim | \$1,481.00 | | |
| Single Cylinder | ML2003 | Classroom | \$1,695.00 | |
| | ML2051 | Office | | |
| | ML2055 | Classroom | | |
| | ML2056 | Classroom Holdback | | |
| | ML2057 | Storeroom | | |
| | ML2069 | Institution Privacy | | |
| | ML2004 | Classroom | | \$1,716.00 |
| | ML2053 | Entrance | | |
| ML2054 | Entrance | | | |
| ML2058 | Entrance Holdback | | | |
| ML2068 | Privacy or Classroom | | | |
| Single Cylinder with Deadbolt | ML2024 | Entrance | \$1,757.00 | |
| | ML2048 | Entrance | | |
| | ML2049 | Storeroom Deadbolt | | |
| | ML2059 | Security Storeroom | | |
| | ML2065 | Dormitory | | |
| | ML2067 | Apartment | | |
| | ML2073 | Classroom Security | | |
| | ML2075 | Entrance/Office | | |
| ML2029 | Hotel | \$1,803.00 | | |
| Double Cylinder | ML2002 | Classroom Intruder | \$1,820.00 | |
| | ML2032 | Institution | | |
| | ML2042 | Entrance | | |
| | ML2052 | Classroom Intruder | | |
| Double Cylinder with Deadbolt | ML2022 | Store Door | \$1,882.00 | |
| | ML2062 | Intruder Deadbolt | | |
| | ML2072 | Classroom Security Intruder | | |
| | ML2082 | Dormitory | | |
| ML2092 | Security Institution | | | |
| Full Working Trim (Quick Code M31) No cylinder; includes thumbturn lever | | | \$1,265.00 | |



Ordering Example Details

ML2000
Escutcheon
Trim

ML2051 Office Function
21M Piet Family Lever - Polished with Satin Insert
L Escutcheon
293029 Lever Finish
Polished with satin stainless steel insert (630),
polished stainless steel (629) shank and
polished stainless steel (629) grip
629 Lock Finish
RHR Handing

Stock Order

| Quantity | Series/Function | Trim | Lever Finish | Lock Finish | Hand |
|----------|-----------------|------|--------------|-------------|------|
| 2 | ML2051 | 21ML | 293029 | 629 | RHR |



ASSA ABLOY

Experience a safer
and more open world

Mortise Locksets

ML2000 Series: Muséo Levers and Escutcheons

USA & Canada Prices Effective March 1, 2024

contemporary levers to complement the interior design of your next project



PIET



L ESCUTCHEON



R ESCUTCHEON



VN ESCUTCHEON

(See Note 1)

1. VN escutcheon available only with indicators. Must be ordered with "V" indicator options. See page 116 for available functions. Option add also applies.

| | |
|------|---|
| 613E | Dark Oxidized Satin Bronze – Equivalent |
| 629 | Bright Stainless Steel |
| 630 | Satin Stainless Steel |
| BSP | Black Suede Powder Coat |
| WSP | White Suede Powder Coat |

Function

| | | | | |
|--|------------------------|--|------------|------------|
| Non-Keypad | ML2010 | Passage | \$1,593.00 | |
| | ML2020 | Privacy | \$1,749.00 | |
| | ML2030 | | | |
| | ML2040 | Passage w/Indicator – VXX Option on Page 118 Applies | \$1,715.00 | |
| | ML2060 | Privacy | | |
| | ML2050 | Half Dummy | \$665.00 | |
| | ML2070 | Full Dummy | \$1,329.00 | |
| | ML2080 | Half Active Dummy Trim | \$1,007.00 | |
| ML2090 | Full Active Dummy Trim | \$1,593.00 | | |
| Single Cylinder | ML2003 | Classroom | \$1,812.00 | |
| | ML2051 | Office | | |
| | ML2055 | Classroom | | |
| | ML2056 | Classroom Holdback | | |
| | ML2057 | Storeroom | | |
| | ML2069 | Institution Privacy | | |
| | ML2004 | Classroom | | \$1,833.00 |
| | ML2053 | Entrance | | |
| ML2054 | Entrance | | | |
| ML2058 | Entrance Holdback | | | |
| ML2068 | Privacy or Classroom | | | |
| Single Cylinder with Deadbolt | ML2024 | Entrance | \$1,874.00 | |
| | ML2048 | Entrance | | |
| | ML2049 | Storeroom Deadbolt | | |
| | ML2059 | Security Storeroom | | |
| | ML2065 | Dormitory | | |
| | ML2067 | Apartment | | |
| | ML2073 | Classroom Security | | |
| | ML2075 | Entrance/Office | | |
| ML2029 | Hotel | \$1,921.00 | | |
| Double Cylinder | ML2002 | Classroom Intruder | \$1,937.00 | |
| | ML2032 | Institution | | |
| | ML2042 | Entrance | | |
| | ML2052 | Classroom Intruder | | |
| Double Cylinder with Deadbolt | ML2022 | Store Door | \$1,999.00 | |
| | ML2062 | Intruder Deadbolt | | |
| | ML2072 | Classroom Security Intruder | | |
| | ML2082 | Dormitory | | |
| | ML2092 | Security Institution | | |
| Full Working Trim (Quick Code M31) No cylinder; includes thumbturn lever | | | \$1,365.00 | |



Ordering Example Details

ML2000
Escutcheon
Trim


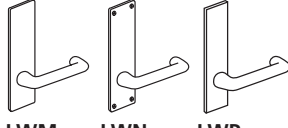
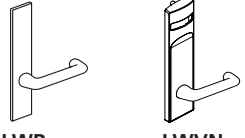
ML2051 Office Function
23M Piet Family Lever - Wood Insert
L Escutcheon
29BH29 Lever Finish
Wood insert with polished stainless steel (629)
shank and polished stainless steel (629) grip
629 Lock Finish
RHR Handing

Stock Order

| Quantity | Series/Function | Trim | Lever Finish | Lock Finish | Hand |
|----------|-----------------|------|--------------|-------------|------|
| 2 | ML2051 | 23M | 29BH29 | 629 | RHR |

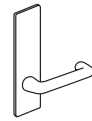


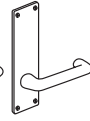
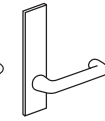
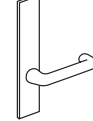
Experience a safer
and more open world

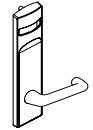
| | |  LWA RWA Lever: Wrought Rose: Wrought | |  LWM LWN LWP Lever: Wrought Escutcheon: Wrought | |  LWR LWVN Lever: Wrought Esc: Solid Stainless Steel or Forged Brass Escutcheon: Forged Brass | | |
|--|------------------------|--|---|--|---|--|---|------------|
| Function | | Levers: LW, RW Roses: A Roses: B, F (see note 1) | | Levers: LW, RW Escutcheons: M, N, P | | Levers: LW, RW Escutcheons: R (see note 2) VN (see note 3) | | |
| | | 613E, 626, BSP, WSP | 605, 606, 611, 612, 613, 618, 619, 625, 629, 630, 722 | 613E, 626, BSP, WSP | 605, 606, 611, 612, 613, 618, 619, 625, 629, 630, 722 | 613E, 626, BSP, WSP | 605, 606, 611, 612, 613, 618, 619, 625, 629, 630, 722 | |
| Non-Keyed | ML2010 | Passage | \$942.00 | \$966.00 | \$962.00 | \$986.00 | \$1,016.00 | \$1,040.00 |
| | ML2020 | Privacy | \$1,086.00 | \$1,110.00 | \$1,106.00 | \$1,130.00 | \$1,160.00 | \$1,184.00 |
| | ML2030 | | | | | | | |
| | ML2040 | Passage w/Indicator – VXX Option on Page 118 Applies | \$1,060.00 | \$1,084.00 | \$1,080.00 | \$1,104.00 | \$1,134.00 | \$1,158.00 |
| | ML2060 | Privacy | | | | | | |
| | ML2050 | Half Dummy | \$451.00 | \$463.00 | \$461.00 | \$473.00 | \$488.00 | \$500.00 |
| | ML2070 | Full Dummy | \$902.00 | \$926.00 | \$922.00 | \$946.00 | \$976.00 | \$1,000.00 |
| | ML2080 | Half Active Dummy Trim | \$534.00 | \$546.00 | \$544.00 | \$556.00 | \$571.00 | \$583.00 |
| ML2090 | Full Active Dummy Trim | \$957.00 | \$981.00 | \$977.00 | \$1,001.00 | \$1,031.00 | \$1,055.00 | |
| Single Cylinder | ML2003 | Classroom | | | | | | |
| | ML2051 | Office | | | | | | |
| | ML2055 | Classroom | \$1,149.00 | \$1,173.00 | \$1,169.00 | \$1,193.00 | \$1,223.00 | \$1,247.00 |
| | ML2056 | Classroom | | | | | | |
| | ML2057 | Storeroom | | | | | | |
| | ML2069 | Institution Privacy | | | | | | |
| | ML2004 | Classroom | | | | | | |
| | ML2053 | Entrance | \$1,170.00 | \$1,194.00 | \$1,190.00 | \$1,214.00 | \$1,244.00 | \$1,268.00 |
| ML2054 | Entrance | | | | | | | |
| ML2058 | Entrance Holdback | | | | | | | |
| ML2068 | Privacy or Apartment | | | | | | | |
| Single Cylinder with Deadbolt | ML2024 | Entrance | | | | | | |
| | ML2048 | Entrance | | | | | | |
| | ML2049 | Storeroom Deadbolt | \$1,211.00 | \$1,235.00 | \$1,231.00 | \$1,255.00 | \$1,285.00 | \$1,309.00 |
| | ML2065 | Dormitory | | | | | | |
| | ML2059 | Security Storeroom | | | | | | |
| | ML2067 | Apartment | | | | | | |
| | ML2073 | Classroom Security | | | | | | |
| | ML2075 | Entrance/Office | | | | | | |
| ML2029 | Hotel | \$1,259.00 | \$1,283.00 | \$1,279.00 | \$1,303.00 | \$1,333.00 | \$1,357.00 | |
| Double Cylinder | ML2002 | Classroom Intruder | | | | | | |
| | ML2032 | Institution | | | | | | |
| | ML2042 | Entrance | \$1,274.00 | \$1,298.00 | \$1,294.00 | \$1,318.00 | \$1,348.00 | \$1,372.00 |
| | ML2052 | Classroom Intruder | | | | | | |
| | ML2087 | Security Vestibule | | | | | N/A | N/A |
| Double Cylinder with Deadbolt | ML2022 | Store Door | | | | | | |
| | ML2062 | Intruder Deadbolt | | | | | | |
| | ML2072 | Classroom Security Intruder | \$1,336.00 | \$1,360.00 | \$1,356.00 | \$1,380.00 | \$1,410.00 | \$1,434.00 |
| | ML2082 | Dormitory | | | | | | |
| | ML2092 | Security Institution | | | | | | |
| Full Working Trim (Quick Code M31) No cylinder; includes thumbturn lever | | | \$811.00 | \$835.00 | \$831.00 | \$855.00 | \$885.00 | \$909.00 |

NOTES: 1. Rose substitutions for LWA, RWA: 2-1/4" cast rose in place of 2-1/4" wrought rose, substitute letter "B" in place of "A" (e.g. LWB). **Add \$55.00 per lockset**
 2-7/8" cast rose in place of 2-1/4" wrought rose, substitute letter "F" in place of "A" (e.g. RWF). **Add \$74.00 per lockset**
 2. "R" Escutcheon trims are available for 1 3/8", 1 3/4", 2", or 2 1/4" door thickness only.
 3. VN escutcheon available only with indicators. Must be ordered with "V" indicator options. See page 118 for available functions. Option add also applies.


LSA

 Lever: Cast
Rose: Wrought

LSM

 Lever: Cast
Escutcheon: Wrought

LSN

LSP

LSR

 Lever: Cast
Esc: Solid Stainless
Steel or Forged Brass

LSVN

 Lever: Cast
Escutcheon:
Steel or Forged Brass

**Levers: LS
Roses: A
Roses: B, F (see note 1)**

| | |
|---------------------------|---|
| 613E, 626, BSP, WSP | 605, 606, 611, 612, 613, 618, 619, 625, 629, 630, 722 |
|---------------------------|---|

**Levers: LS
Escutcheons: M, N, P**

| | |
|---------------------------|---|
| 613E, 626, BSP, WSP | 605, 606, 611, 612, 613, 618, 619, 625, 629, 630, 722 |
|---------------------------|---|

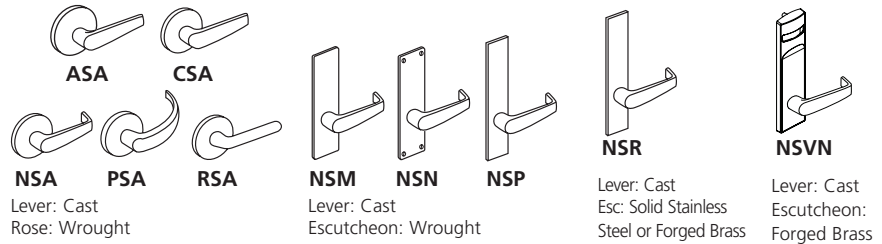
**Levers: LS
Escutcheons: R (see note 2)
VN (see note 3)**

| | |
|---------------------------|---|
| 613E, 626, BSP, WSP | 605, 606, 611, 612, 613, 618, 619, 625, 629, 630, 722 |
|---------------------------|---|

Function

| Function | Levers: LS Roses: A Roses: B, F (see note 1) | | Levers: LS Escutcheons: M, N, P | | Levers: LS Escutcheons: R (see note 2) VN (see note 3) | | | |
|--|--|---|------------------------------------|---|--|---|------------|------------|
| | 613E, 626, BSP, WSP | 605, 606, 611, 612, 613, 618, 619, 625, 629, 630, 722 | 613E, 626, BSP, WSP | 605, 606, 611, 612, 613, 618, 619, 625, 629, 630, 722 | 613E, 626, BSP, WSP | 605, 606, 611, 612, 613, 618, 619, 625, 629, 630, 722 | | |
| Non-Keyed | ML2010 | Passage | \$980.00 | \$1,070.00 | \$1,175.00 | \$1,199.00 | \$1,209.00 | \$1,233.00 |
| | ML2020 | Privacy | \$1,159.00 | \$1,249.00 | \$1,362.00 | \$1,386.00 | \$1,396.00 | \$1,420.00 |
| | ML2030 | | | | | | | |
| | ML2040 | Passage w/Indicator - VXX Option on Page 118 Applies | \$1,125.00 | \$1,215.00 | \$1,328.00 | \$1,352.00 | \$1,362.00 | \$1,386.00 |
| | ML2060 | Privacy | | | | | | |
| | ML2050 | Half Dummy | \$388.00 | \$433.00 | \$528.00 | \$552.00 | \$545.00 | \$569.00 |
| | ML2070 | Full Dummy | \$776.00 | \$866.00 | \$1,056.00 | \$1,080.00 | \$1,090.00 | \$1,114.00 |
| | ML2080 | Half Active Dummy Trim | \$692.00 | \$737.00 | \$726.00 | \$738.00 | \$743.00 | \$755.00 |
| | ML2090 | Full Active Dummy Trim | \$1,024.00 | \$1,114.00 | \$1,208.00 | \$1,232.00 | \$1,242.00 | \$1,266.00 |
| Single Cylinder | ML2003 | Classroom | \$1,222.00 | \$1,312.00 | \$1,425.00 | \$1,449.00 | \$1,459.00 | \$1,483.00 |
| | ML2051 | Office | | | | | | |
| | ML2055 | Classroom | | | | | | |
| | ML2056 | Classroom | | | | | | |
| | ML2057 | Storeroom | | | | | | |
| | ML2069 | Institution Privacy | | | | | | |
| | ML2004 | Classroom | \$1,243.00 | \$1,333.00 | \$1,446.00 | \$1,470.00 | \$1,480.00 | \$1,504.00 |
| | ML2053 | Entrance | | | | | | |
| | ML2054 | Entrance | | | | | | |
| ML2058 | Entrance Holdback | | | | | | | |
| ML2068 | Privacy or Apartment | | | | | | | |
| Single Cylinder with Deadbolt | ML2024 | Entrance | \$1,284.00 | \$1,374.00 | \$1,487.00 | \$1,511.00 | \$1,521.00 | \$1,545.00 |
| | ML2048 | Entrance | | | | | | |
| | ML2049 | Storeroom Deadbolt | | | | | | |
| | ML2065 | Dormitory | | | | | | |
| | ML2059 | Security Storeroom | | | | | | |
| | ML2067 | Apartment | | | | | | |
| | ML2073 | Classroom Security | | | | | | |
| | ML2075 | Entrance/Office | | | | | | |
| ML2029 | Hotel | \$1,331.00 | \$1,421.00 | \$1,535.00 | \$1,559.00 | \$1,569.00 | \$1,593.00 | |
| Double Cylinder | ML2002 | Classroom Intruder | \$1,347.00 | \$1,437.00 | \$1,550.00 | \$1,574.00 | \$1,584.00 | \$1,608.00 |
| | ML2032 | Institution | | | | | | |
| | ML2042 | Entrance | | | | | | |
| | ML2052 | Classroom Intruder | | | | | | |
| ML2087 | Security Vestibule | | | | | N/A | N/A | |
| Double Cylinder with Deadbolt | ML2022 | Store Door | \$1,409.00 | \$1,499.00 | \$1,612.00 | \$1,636.00 | \$1,646.00 | \$1,670.00 |
| | ML2062 | Intruder Deadbolt | | | | | | |
| | ML2072 | Classroom Security Intruder | | | | | | |
| | ML2082 | Dormitory | | | | | | |
| ML2092 | Security Institution | | | | | | | |
| Full Working Trim (Quick Code M31) No cylinder; includes thumbturn lever | | | \$804.00 | \$894.00 | \$959.00 | \$983.00 | \$993.00 | \$1,017.00 |

NOTES: 1. Rose substitutions for LSA: 2-1/4" cast rose in place of 2-1/4" wrought rose, substitute letter "B" in place of "A" (e.g. LSB). **Add \$55.00 per lockset**
 2-7/8" cast rose in place of 2-1/4" wrought rose, substitute letter "F" in place of "A" (e.g. LSF). **Add \$74.00 per lockset**
 2. "R" Escutcheon trims are available for 1 3/8", 1 3/4", or 2 1/4" door thickness only
 3. VN escutcheon available only with indicators. Must be ordered with "V" indicator options. See page 118 for available functions. Option add also applies.



| Levers: AS, CS, NS, PS, RS Roses: A Roses: B, F (see note 1) | | Levers: AS, CS, NS, PS, RS Escutcheons: M, N, P | | Levers: AS, CS, NS, PS, RS Escutcheons: R (see note 2) VN (see note 3) | |
|--|---|--|---|--|---|
| 613E, 626, BSP, WSP | 605, 606, 611, 612, 613, 618, 619, 625, 629, 630, 722 | 613E, 626, BSP, WSP | 605, 606, 611, 612, 613, 618, 619, 625, 629, 630, 722 | 613E, 626, BSP, WSP | 605, 606, 611, 612, 613, 618, 619, 625, 629, 630, 722 |

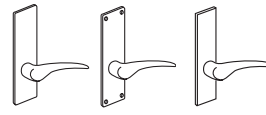
| Function | Model | Description | Price 1 | Price 2 | Price 3 | Price 4 | Price 5 | Price 6 |
|--|------------------------|---|------------|------------|------------|------------|------------|------------|
| Non-Keyed | ML2010 | Passage | \$1,155.00 | \$1,179.00 | \$1,175.00 | \$1,199.00 | \$1,209.00 | \$1,233.00 |
| | ML2020 | Privacy | \$1,342.00 | \$1,366.00 | \$1,362.00 | \$1,386.00 | \$1,396.00 | \$1,420.00 |
| | ML2030 | | | | | | | |
| | ML2040 | Passage w/Indicator – VXX Option on Page 118 Applies | \$1,308.00 | \$1,332.00 | \$1,328.00 | \$1,352.00 | \$1,362.00 | \$1,386.00 |
| | ML2060 | Privacy | | | | | | |
| | ML2050 | Half Dummy | \$456.00 | \$468.00 | \$466.00 | \$478.00 | \$483.00 | \$495.00 |
| | ML2070 | Full Dummy | \$912.00 | \$936.00 | \$932.00 | \$956.00 | \$966.00 | \$990.00 |
| | ML2080 | Half Active Dummy Trim | \$716.00 | \$728.00 | \$726.00 | \$738.00 | \$743.00 | \$755.00 |
| ML2090 | Full Active Dummy Trim | \$1,188.00 | \$1,212.00 | \$1,208.00 | \$1,232.00 | \$1,242.00 | \$1,266.00 | |
| Single Cylinder | ML2003 | Classroom | | | | | | |
| | ML2051 | Office | | | | | | |
| | ML2055 | Classroom | \$1,405.00 | \$1,429.00 | \$1,425.00 | \$1,449.00 | \$1,459.00 | \$1,483.00 |
| | ML2056 | Classroom | | | | | | |
| | ML2057 | Storeroom | | | | | | |
| | ML2069 | Institution Privacy | | | | | | |
| | ML2004 | Classroom | | | | | | |
| | ML2053 | Entrance | \$1,426.00 | \$1,450.00 | \$1,446.00 | \$1,470.00 | \$1,480.00 | \$1,504.00 |
| ML2054 | Entrance | | | | | | | |
| ML2058 | Entrance Holdback | | | | | | | |
| ML2068 | Privacy or Apartment | | | | | | | |
| Single Cylinder with Deadbolt | ML2024 | Entrance | | | | | | |
| | ML2048 | Entrance | | | | | | |
| | ML2049 | Storeroom Deadbolt | \$1,467.00 | \$1,491.00 | \$1,487.00 | \$1,511.00 | \$1,521.00 | \$1,545.00 |
| | ML2065 | Dormitory | | | | | | |
| | ML2059 | Security Storeroom | | | | | | |
| | ML2067 | Apartment | | | | | | |
| | ML2073 | Classroom Security | | | | | | |
| | ML2075 | Entrance/Office | | | | | | |
| ML2029 | Hotel | \$1,515.00 | \$1,539.00 | \$1,535.00 | \$1,559.00 | \$1,569.00 | \$1,593.00 | |
| Double Cylinder | ML2002 | Classroom Intruder | | | | | | |
| | ML2032 | Institution | | | | | | |
| | ML2042 | Entrance | \$1,530.00 | \$1,554.00 | \$1,550.00 | \$1,574.00 | \$1,584.00 | \$1,608.00 |
| | ML2052 | Classroom Intruder | | | | | | |
| | ML2087 | Security Vestibule | | | | | | |
| | | | | | | N/A | N/A | |
| Double Cylinder with Deadbolt | ML2022 | Store Door | | | | | | |
| | ML2062 | Intruder Deadbolt | | | | | | |
| | ML2072 | Classroom Security Intruder | \$1,592.00 | \$1,616.00 | \$1,612.00 | \$1,636.00 | \$1,646.00 | \$1,670.00 |
| | ML2082 | Dormitory | | | | | | |
| | ML2092 | Security Institution | | | | | | |
| Full Working Trim (Quick Code M31) No cylinder; includes thumbturn lever | | | \$980.00 | \$1,004.00 | \$1,000.00 | \$1,024.00 | \$1,034.00 | \$1,058.00 |

NOTES: 1. Rose substitutions for ASA, CSA, etc.: 2-1/4" cast rose in place of 2-1/4" wrought rose, substitute letter "B" in place of "A" (e.g. NSB). **Add \$55.00 per lockset**
 2-7/8" cast rose in place of 2-1/4" wrought rose, substitute letter "F" in place of "A" (e.g. NSF). **Add \$74.00 per lockset**
 2. "R" Escutcheon trims are available for 1 3/8", 1 3/4", or 2 1/4" door thickness only.
 3. VN escutcheon available only with indicators. Must be ordered with "V" indicator options. See page 118 for available functions. Option add also applies.

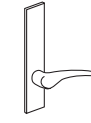


DSA
Lever: Cast
Rose: Wrought

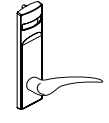
ESA



DSM **DSN** **DSP**
Lever: Cast
Escutcheon: Wrought



DSR
Lever: Cast
Esc: Solid Stainless
Steel or Forged Brass



DSVN
Lever: Cast
Escutcheon:
Forged Brass

| | |
|------------------------------------|--|
| Levers: DS, ES | |
| Roses: A | |
| Roses: B, F (see note 1) | |
| 613E, 626, BSP, WSP | 605, 606, 611, 612, 613, 618, 619, 625, 629, 630, 722 |

| | |
|------------------------------------|--|
| Levers: DS, ES | |
| Escutcheons: M, N, P | |
| 613E, 626, BSP, WSP | 605, 606, 611, 612, 613, 618, 619, 625, 629, 630, 722 |

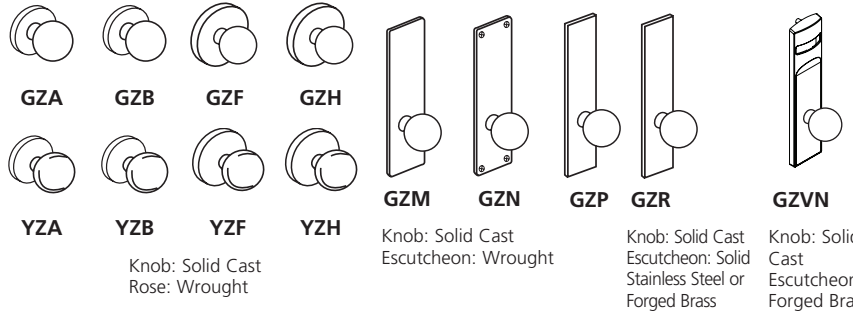
| | |
|------------------------------------|--|
| Levers: DS, ES | |
| Escutcheons: R (see note 2) | |
| VN (see note 3) | |
| 613E, 626, BSP, WSP | 605, 606, 611, 612, 613, 618, 619, 625, 629, 630, 722 |

| Function | | | 613E, 626, BSP, WSP | | 605, 606, 611, 612, 613, 618, 619, 625, 629, 630, 722 | | 613E, 626, BSP, WSP | | 605, 606, 611, 612, 613, 618, 619, 625, 629, 630, 722 | | 613E, 626, BSP, WSP | | 605, 606, 611, 612, 613, 618, 619, 625, 629, 630, 722 | | |
|--|------------------------|---|---------------------|------------|---|------------|---------------------|------------|---|--|---------------------|--|---|--|--|
| | Non-Keyed | ML2010 | Passage | \$1,191.00 | \$1,215.00 | \$1,211.00 | \$1,235.00 | \$1,245.00 | \$1,269.00 | | | | | | |
| ML2020 | | Privacy | \$1,381.00 | \$1,405.00 | \$1,401.00 | \$1,425.00 | \$1,435.00 | \$1,459.00 | | | | | | | |
| ML2030 | | | | | | | | | | | | | | | |
| ML2040 | | Passage w/Indicator – VXX Option on Page 118 Applies | \$1,347.00 | \$1,371.00 | \$1,367.00 | \$1,391.00 | \$1,401.00 | \$1,425.00 | | | | | | | |
| ML2060 | | Privacy | | | | | | | | | | | | | |
| ML2050 | | Half Dummy | \$488.00 | \$500.00 | \$498.00 | \$510.00 | \$515.00 | \$527.00 | | | | | | | |
| ML2070 | | Full Dummy | \$976.00 | \$1,000.00 | \$996.00 | \$1,020.00 | \$1,030.00 | \$1,054.00 | | | | | | | |
| ML2080 | | Half Active Dummy Trim | \$716.00 | \$728.00 | \$726.00 | \$738.00 | \$743.00 | \$755.00 | | | | | | | |
| ML2090 | Full Active Dummy Trim | \$1,224.00 | \$1,248.00 | \$1,244.00 | \$1,268.00 | \$1,278.00 | \$1,302.00 | | | | | | | | |
| Single Cylinder | ML2003 | Classroom | \$1,444.00 | \$1,468.00 | \$1,464.00 | \$1,488.00 | \$1,498.00 | \$1,522.00 | | | | | | | |
| | ML2051 | Office | | | | | | | | | | | | | |
| | ML2055 | Classroom | | | | | | | | | | | | | |
| | ML2056 | Classroom | | | | | | | | | | | | | |
| | ML2057 | Storeroom | | | | | | | | | | | | | |
| | ML2069 | Institution Privacy | | | | | | | | | | | | | |
| | ML2004 | Classroom | | | | | | | | | | | | | |
| | ML2053 | Entrance | | | | | | | | | | | | | |
| ML2054 | Entrance | \$1,465.00 | \$1,489.00 | \$1,485.00 | \$1,509.00 | \$1,519.00 | \$1,543.00 | | | | | | | | |
| ML2058 | Entrance Holdback | | | | | | | | | | | | | | |
| ML2068 | Privacy or Apartment | | | | | | | | | | | | | | |
| Single Cylinder with Deadbolt | ML2024 | Entrance | \$1,506.00 | \$1,530.00 | \$1,526.00 | \$1,550.00 | \$1,560.00 | \$1,584.00 | | | | | | | |
| | ML2048 | Entrance | | | | | | | | | | | | | |
| | ML2049 | Storeroom Deadbolt | | | | | | | | | | | | | |
| | ML2065 | Dormitory | | | | | | | | | | | | | |
| | ML2059 | Security Storeroom | | | | | | | | | | | | | |
| | ML2067 | Apartment | | | | | | | | | | | | | |
| | ML2073 | Classroom Security | | | | | | | | | | | | | |
| | ML2075 | Entrance/Office | | | | | | | | | | | | | |
| ML2029 | Hotel | \$1,553.00 | \$1,577.00 | \$1,573.00 | \$1,597.00 | \$1,607.00 | \$1,631.00 | | | | | | | | |
| Double Cylinder | ML2002 | Classroom Intruder | \$1,569.00 | \$1,593.00 | \$1,589.00 | \$1,613.00 | \$1,623.00 | \$1,647.00 | | | | | | | |
| | ML2032 | Institution | | | | | | | | | | | | | |
| | ML2042 | Entrance | | | | | | | | | | | | | |
| | ML2052 | Classroom Intruder | | | | | | | | | | | | | |
| | ML2087 | Security Vestibule | | | | | | | | | | | | | |
| | | | | | | N/A | N/A | | | | | | | | |
| Double Cylinder with Deadbolt | ML2022 | Store Door | \$1,631.00 | \$1,655.00 | \$1,651.00 | \$1,675.00 | \$1,685.00 | \$1,709.00 | | | | | | | |
| | ML2062 | Intruder Deadbolt | | | | | | | | | | | | | |
| | ML2072 | Classroom Security Intruder | | | | | | | | | | | | | |
| | ML2082 | Dormitory | | | | | | | | | | | | | |
| ML2092 | Security Institution | | | | | | | | | | | | | | |
| Full Working Trim (Quick Code M31) No cylinder; includes thumbturn lever | | | \$1,057.00 | \$1,081.00 | \$1,077.00 | \$1,101.00 | \$1,111.00 | \$1,135.00 | | | | | | | |

NOTES: 1. Rose substitutions for DSA, ESA: 2-1/4" cast rose in place of 2-1/4" wrought rose, substitute letter "B" in place of "A" (e.g.DSB). **Add \$55.00 per lockset**
2-7/8" cast rose in place of 2-1/4" wrought rose, substitute letter "F" in place of "A" (e.g. ESF). **Add \$74.00 per lockset**

2. "R" Escutcheon trims are available for 1 3/8", 1 3/4", or 2 1/4" door thickness only.

3. VN escutcheon available only with indicators. Must be ordered with "V" indicator options. See page 118 for available functions. Option add also applies.



| Function | Knobs: GZ, YZ Roses: A, H Roses: B, F (see note 2) | | Knobs: GZ, YZ Escutcheons: M, N, P | | Knobs: GZ, YZ Escutcheons: R (see note 2) VN (see note 3) | | | |
|---|--|---|---------------------------------------|---|---|---|------------|------------|
| | 613E, 626, BSP, WSP | 605, 606, 611, 612, 613, 618, 619, 625, 722 | 613E, 626, BSP, WSP | 605, 606, 611, 612, 613, 618, 619, 625, 722 | 613E, 626, BSP, WSP | 605, 606, 611, 612, 613, 618, 619, 625, 722 | | |
| Non-Keyed | ML2010 | Passage | \$1,234.00 | \$1,258.00 | \$1,254.00 | \$1,278.00 | \$1,288.00 | \$1,312.00 |
| | ML2020 | Privacy | \$1,419.00 | \$1,443.00 | \$1,439.00 | \$1,463.00 | \$1,473.00 | \$1,497.00 |
| | ML2030 | | | | | | | |
| | ML2040 | Passage w/Indicator – VXX Option on Page 118 Applies | \$1,400.00 | \$1,424.00 | \$1,420.00 | \$1,444.00 | \$1,454.00 | \$1,478.00 |
| | ML2060 | Privacy | | | | | | |
| | ML2050 | Half Dummy | \$601.00 | \$613.00 | \$611.00 | \$623.00 | \$628.00 | \$640.00 |
| | ML2070 | Full Dummy | \$1,202.00 | \$1,226.00 | \$1,222.00 | \$1,246.00 | \$1,256.00 | \$1,280.00 |
| | ML2080 | Half Active Dummy Trim | \$659.00 | \$671.00 | \$669.00 | \$681.00 | \$686.00 | \$698.00 |
| ML2090 | Full Active Dummy Trim | \$1,234.00 | \$1,258.00 | \$1,254.00 | \$1,278.00 | \$1,288.00 | \$1,312.00 | |
| Single Cylinder | ML2003 | Classroom | | | | | | |
| | ML2051 | Office | | | | | | |
| | ML2055 | Classroom | \$1,482.00 | \$1,506.00 | \$1,502.00 | \$1,526.00 | \$1,536.00 | \$1,560.00 |
| | ML2056 | Classroom | | | | | | |
| | ML2057 | Storeroom | | | | | | |
| | ML2069 | Institution Privacy | | | | | | |
| | ML2004 | Classroom | | | | | | |
| | ML2053 | Entrance | \$1,503.00 | \$1,527.00 | \$1,523.00 | \$1,547.00 | \$1,557.00 | \$1,581.00 |
| ML2054 | Entrance | | | | | | | |
| ML2058 | Entrance Holdback | | | | | | | |
| ML2068 | Privacy or Apartment | | | | | | | |
| Single Cylinder with Deadbolt | ML2024 | Entrance | | | | | | |
| | ML2048 | Entrance | | | | | | |
| | ML2049 | Storeroom Deadbolt | \$1,544.00 | \$1,568.00 | \$1,564.00 | \$1,588.00 | \$1,598.00 | \$1,622.00 |
| | ML2065 | Dormitory | | | | | | |
| | ML2059 | Security Storeroom | | | | | | |
| | ML2067 | Apartment | | | | | | |
| | ML2073 | Classroom Security | | | | | | |
| ML2075 | Entrance/Office | | | | | | | |
| ML2029 | Hotel | \$1,598.00 | \$1,622.00 | \$1,618.00 | \$1,642.00 | \$1,652.00 | \$1,676.00 | |
| Double Cylinder | ML2002 | Classroom Intruder | | | | | | |
| | ML2032 | Institution | \$1,607.00 | \$1,631.00 | \$1,627.00 | \$1,651.00 | \$1,661.00 | \$1,685.00 |
| | ML2042 | Entrance | | | | | | |
| | ML2052 | Classroom Intruder | | | | | | |
| | ML2087 | Security Vestibule | | | | | | |
| | | | | | | N/A | N/A | |
| Double Cylinder with Deadbolt | ML2022 | Store Door | | | | | | |
| | ML2062 | Intruder Deadbolt | \$1,669.00 | \$1,693.00 | \$1,689.00 | \$1,713.00 | \$1,723.00 | \$1,747.00 |
| | ML2072 | Classroom Security Intruder | | | | | | |
| | ML2082 | Dormitory | | | | | | |
| | ML2092 | Security Institution | | | | | | |
| Full Working Trim (Quick Code M31) No cylinder; includes thumbturn lever. | | | \$1,128.00 | \$1,152.00 | \$1,148.00 | \$1,172.00 | \$1,182.00 | \$1,206.00 |

NOTES: 1. "R" Escutcheon trims are available for 1 3/8", 1 3/4", or 2 1/4" door thickness only.
 2. Rose substitutions: 2-1/4" cast rose in place of 2-1/4" wrought rose, substitute letter "B" in place of "A" (e.g. GZB). **Add \$55.00 per lockset**
 2-7/8" cast rose in place of 2-1/4" wrought rose, substitute letter "F" in place of "A" (e.g. GZF). **Add \$74.00 per lockset**
 3. VN escutcheon available only with indicators. Must be ordered with "V" indicator options. See page 118 for available functions. Option add also applies.

Lever Designs: FSG, MSG, ZSG

Lever: Rose:
Cast Cast

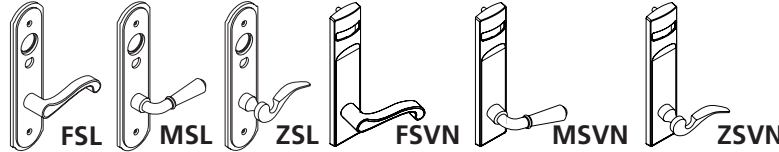


Frascati

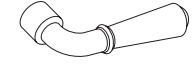


Lever Designs: FSL, MSL¹, ZSL, FSVN, MSVN, ZSVN

Lever: Escutcheon:
Cast Cast



Merlot



Zinfandel



| Function | Description | FSG, MSG, ZSG | | FSL, MSL, ZSL FSVN, MSVN, ZSVN (see note 3) | | |
|---|------------------------|---|---|--|---|------------|
| | | 613E, 626, BSP, WSP | 605, 606, 611, 612, 613 ² , 613L ² , 618, 619, 625, 722 | 613E, 626, BSP, WSP | 605, 606, 611, 612, 613 ² , 613L ² , 618, 619, 625, 722 | |
| Non-Keyed | ML2010 | Passage | \$1,191.00 | \$1,215.00 | \$1,245.00 | \$1,269.00 |
| | ML2020 | Privacy | \$1,381.00 | \$1,405.00 | \$1,435.00 | \$1,459.00 |
| | ML2030 | | | | | |
| | ML2040 | Passage w/Indicator – VXX Option on Page 118 Applies | \$1,347.00 | \$1,371.00 | \$1,401.00 | \$1,425.00 |
| | ML2060 | Privacy | | | | |
| | ML2050 | Half Dummy | \$488.00 | \$500.00 | \$515.00 | \$527.00 |
| | ML2070 | Full Dummy | \$976.00 | \$1,000.00 | \$1,030.00 | \$1,054.00 |
| | ML2080 | Half Active Dummy Trim | \$716.00 | \$728.00 | \$743.00 | \$755.00 |
| ML2090 | Full Active Dummy Trim | \$1,224.00 | \$1,248.00 | \$1,278.00 | \$1,302.00 | |
| Single Cylinder | ML2003 | Classroom | \$1,444.00 | \$1,468.00 | \$1,498.00 | \$1,522.00 |
| | ML2051 | Office | | | | |
| | ML2055 | Classroom | | | | |
| | ML2056 | Classroom Holdback | | | | |
| | ML2057 | Storeroom | \$1,465.00 | \$1,489.00 | \$1,519.00 | \$1,543.00 |
| | ML2069 | Institution Privacy | | | | |
| | ML2004 | Classroom | | | | |
| | ML2053 | Entrance | | | | |
| ML2054 | Entrance | | | | | |
| ML2058 | Entrance Holdback | | | | | |
| ML2068 | Privacy or Apartment | | | | | |
| Single Cylinder with Deadbolt | ML2024 | Entrance | \$1,506.00 | \$1,530.00 | \$1,560.00 | \$1,584.00 |
| | ML2048 | Entrance | | | | |
| | ML2049 | Storeroom Deadbolt | | | | |
| | ML2059 | Dormitory | | | | |
| | ML2065 | Security Storeroom | \$1,553.00 | \$1,577.00 | \$1,607.00 | \$1,631.00 |
| | ML2067 | Apartment | | | | |
| | ML2073 | Classroom Security | | | | |
| | ML2075 | Entrance/Office | | | | |
| ML2029 | Hotel | | | | | |
| Double Cylinder | ML2002 | Classroom Intruder | \$1,569.00 | \$1,593.00 | \$1,623.00 | \$1,647.00 |
| | ML2032 | Institution | | | | |
| | ML2042 | Entrance | | | | |
| | ML2052 | Classroom Intruder | | | | |
| | ML2087 | Security Vestibule | | | N/A | N/A |
| Double Cylinder with Deadbolt | ML2022 | Store Door | \$1,631.00 | \$1,655.00 | \$1,685.00 | \$1,709.00 |
| | ML2062 | Intruder Deadbolt | | | | |
| | ML2072 | Classroom Security Intrude | | | | |
| | ML2082 | Dormitory | | | | |
| | ML2092 | Security Institution | | | | |
| Full Working Trim (Quick Code M31) No cylinder; includes thumbturn lever | | | \$1,057.00 | \$1,081.00 | \$1,111.00 | \$1,135.00 |

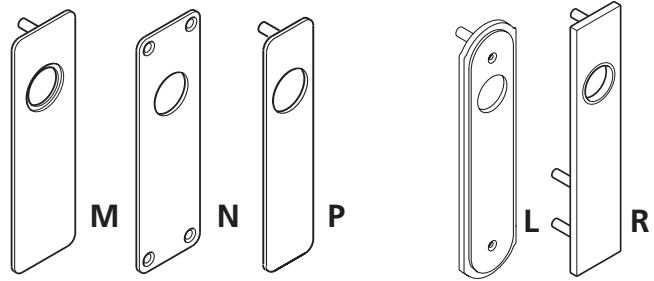
NOTES: 1. Escutcheon trims are available for 1-3/8", 1-3/4" or 2-1/4" door thicknesses only.
2. 613 finish is brass base lever & rose/escutcheon.
3. VN escutcheon available only with indicators. Must be ordered with "V" indicator options. See page 118 for available functions. Option add also applies.

Deadbolt Only

Include lockcase, armored front, strike, screw pack, cylinder(s) and thumbturn lever.

Ordering Example

| Quantity | Series/Function | Trim Design (Escutcheon Type Only) | Finish | Door Thickness |
|----------|-----------------|------------------------------------|--------|----------------|
| 12 | ML2013 | N | 626 | D138 |



Deadlock No Trim

| Function | |
|---------------------|---|
| 613E, 626, BSP, WSP | 605, 606, 611, 612, 613, 618, 619, 625, 629, 630, 722 |

Wrought

| M, N, P | |
|---------------------|---|
| 613E, 626, BSP, WSP | 605, 606, 611, 612, 613, 618, 619, 625, 629, 630, 722 |

L, R: Solid Stainless Steel or Forged Brass

| L, R | |
|---------------------|---|
| 613E, 626, BSP, WSP | 605, 606, 611, 612, 613, 618, 619, 625, 629, 630, 722 |

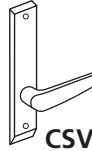
Function

| Function | Series | Price 1 | Price 2 | Price 3 | Price 4 | Price 5 | Price 6 |
|---|--------|----------|----------|----------|----------|----------|----------|
| Single Cylinder | ML2011 | \$580.00 | \$586.00 | \$648.00 | \$654.00 | \$734.00 | \$740.00 |
| Double Cylinder | ML2012 | \$705.00 | \$711.00 | \$805.00 | \$811.00 | \$913.00 | \$919.00 |
| Cylinder x Thumbturn | ML2013 | \$601.00 | \$607.00 | \$701.00 | \$707.00 | \$809.00 | \$815.00 |
| Classroom Function Cylinder x Thumbturn | ML2017 | \$601.00 | \$607.00 | \$701.00 | \$707.00 | \$809.00 | \$815.00 |

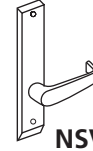
- NOTES: 1. Escutcheon trims are available for 1 3/8", 1 3/4", or 2 1/4" door thickness only.
 2. VN escutcheon available only with sectional V series indicators. See page 118 for option codes.

Vandal Resistant Trim

Lever Designs: CSV, NSV



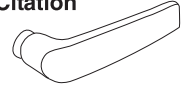
CSV



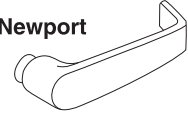
NSV

Lever: Cast
Escutcheon: Cast

Citation



Newport



| Function | | CSV, NSV | |
|--|----------------------|-----------------------------|------------|
| | | 630 | |
| Non-Keyed | ML2010VR | Passage | \$2,047.00 |
| | ML2020VR | Privacy | \$2,171.00 |
| | ML2030VR | | \$2,137.00 |
| | ML2060VR | | |
| | ML2090VR | | |
| Single Cylinder | ML2003VR | Classroom | \$2,234.00 |
| | ML2051VR | Office | |
| | ML2055VR | Classro0m | |
| | ML2056VR | Classroom Holdback | |
| | ML2057VR | Storeroom | |
| | ML2069VR | Institution Privacy | \$2,255.00 |
| | ML2004VR | Classroom | |
| | ML2053VR | Entrance | |
| | ML2054VR | Entrance | |
| | ML2058VR | Entrance Holdback | |
| Single Cylinder with Deadbolt | ML2024VR | Entrance | \$2,296.00 |
| | ML2048VR | Entrance | |
| | ML2049VR | Storeroom Deadbolt | |
| | ML2059VR | Security Storeroom | |
| | ML2065VR | Dormitory | |
| | ML2067VR | Apartment | |
| | ML2073VR | Classroom Security | |
| | ML2075VR | Entrance/Office | |
| ML2029VR | Hotel | \$2,343.00 | |
| Double Cylinder | ML2002VR | Classroom Intruder | \$2,359.00 |
| | ML2032VR | Institution | |
| | ML2042VR | Entrance | |
| | ML2052VR | Classroom | \$2,421.00 |
| | ML2022VR | Store Door | |
| | ML2062VR | Intruder Deadbolt | |
| | ML2072VR | Classroom Security Intruder | |
| | ML2082VR | Dormitory | |
| ML2092VR | Security Institution | | |
| Deadlock | ML2011VR | Single Cylinder | \$1,817.00 |
| | ML2013VR | Cylinder x Thumbturn | |
| | ML2017VR | Double Cylinder | \$1,942.00 |
| | ML2012VR | Double Cylinder | |
| Full Working Trim (Quick Code M31) No cylinder; includes thumbturn lever | | | \$1,708.00 |

NOTE:
Escutcheon trims are available for 1 3/4", 2", or 2 1/4" door thickness only

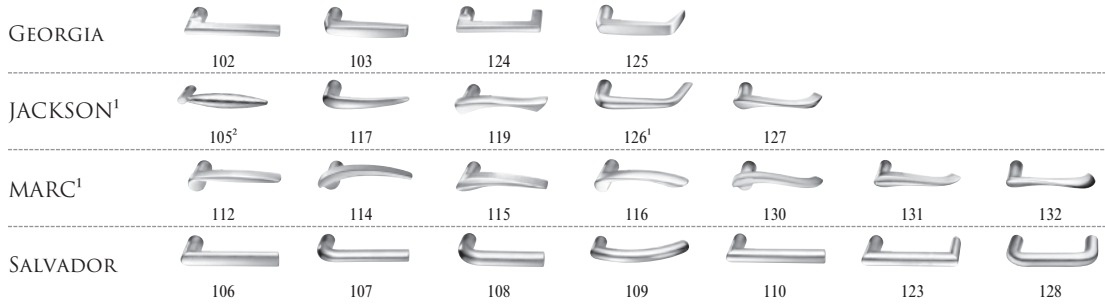
Mortise Locksets

ML20900 Series Muséo Levers and Inspire Roseless Trim

USA & Canada Prices Effective March 1, 2024



contemporary levers to complement the interior design of your next project



J Collar

1. Handed: specify hand when ordering
2. Contact factory for current lead time

| | | | | | |
|------|---|------|--|------|-----------------------------------|
| 613E | Dark Oxidized Satin Bronze - Equivalent | 605 | Bright Brass, Clear Coated | 618 | Bright Nickel Plated |
| 626 | Satin Chromium Plated | 606 | Satin Brass, Clear Coated | 619 | Satin Nickel Plated |
| BSP | Black Suede Powder Coat | 611 | Bright Bronze, Clear Coated | 625 | Bright Chromium Plated |
| WSP | White Suede Powder Coat | 612 | Satin Bronze, Clear Coated | 629* | Bright Stainless Steel |
| | | 613 | Dark Oxidized Satin Bronze, Oil Rubbed | 630* | Satin Stainless Steel |
| | | 613L | Dark Oxidized Satin Bronze, Clear Coated | 722 | Black Oxidized Bronze, Oil Rubbed |

Function

| Lever with Roses | | | | |
|----------------------|---------|-----------------------|------------|------------|
| Single Cylinder | ML20914 | Fail Safe/Fail Secure | \$2,027.00 | \$2,051.00 |
| | ML20906 | | | |
| No Cylinder Override | ML20907 | Fail Safe/Fail Secure | \$1,902.00 | \$1,926.00 |
| | ML20915 | | | |
| Double Cylinder | ML20932 | Fail Safe/Fail Secure | \$2,152.00 | \$2,176.00 |
| | ML20987 | | | |



Ordering Example Details

| | | |
|-----------------------|--------|----------------------|
| ML2000 | ML2051 | Office Function |
| Sectional Trim (rose) | 102 | Georgia Family Lever |
| | J | Collar |
| | 625 | Finish |
| | RHR | Handing |

Stock Order

| Quantity | Series/Function | Trim | Finish | Hand |
|----------|-----------------|------|--------|------|
| 24 | ML2051 | 102J | 625 | RHR |

*629 and *630 finish options are Not available for all Muséo levers. Please refer to page 26 for availability.



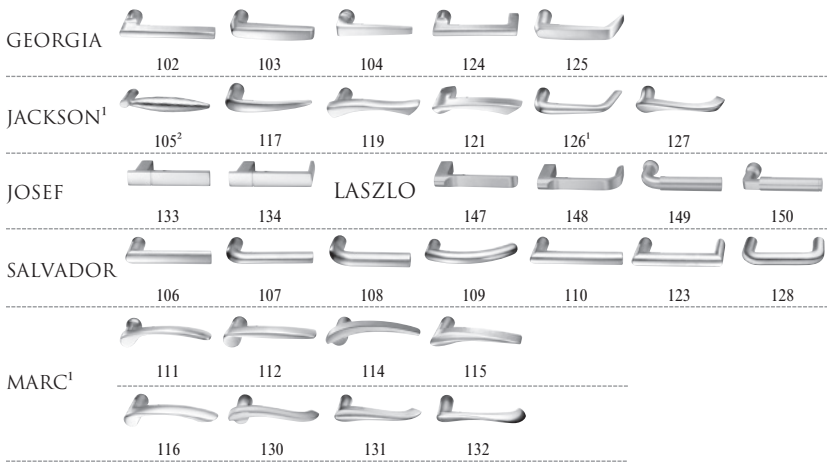
Experience a safer and more open world

Electrically Controlled Mortise Locksets


ML20900 Series: Muséo Levers, Escutcheons, Roses and Thumbturns

USA & Canada Prices Effective March 1, 2024


contemporary levers to complement the interior design of your next project



ROSES



ESCUTCHEONS



THUMBTURNS³



1. Handed: specify hand when ordering
2. Contact factory for current lead time
3. Specify thumbturn as quick code. Thumbturn backplate will match shape of rose chosen (i.e. round or square). Not available with escutcheons.
4. ML20987 not available for L or R escutcheons.

*629 and *630 finish options are Not available for all Muséo levers. Please refer to page 26 for availability.

| | | | | | |
|------|---|------|--|------|-----------------------------------|
| 613E | Dark Oxidized Satin Bronze - Equivalent | 605 | Bright Brass, Clear Coated | 618 | Bright Nickel Plated |
| 626 | Satin Chromium Plated | 606 | Satin Brass, Clear Coated | 619 | Satin Nickel Plated |
| BSP | Black Suede Powder Coat | 611 | Bright Bronze, Clear Coated | 625 | Bright Chromium Plated |
| WSP | White Suede Powder Coat | 612 | Satin Bronze, Clear Coated | 629* | Bright Stainless Steel |
| | | 613 | Dark Oxidized Satin Bronze, Oil Rubbed | 630* | Satin Stainless Steel |
| | | 613L | Dark Oxidized Satin Bronze, Clear Coated | 722 | Black Oxidized Bronze, Oil Rubbed |

Function

| Lever with Escutcheons: L,R | | | | | |
|--|---------|------------------------|------------|------------|--|
| Single Cylinder | ML20914 | Fail Safe/Fail Secure* | \$1,881.00 | \$1,905.00 | |
| | ML20906 | | | | |
| No Cylinder Override | ML20907 | Fail Safe/Fail Secure* | \$1,756.00 | \$1,780.00 | |
| | ML20915 | | | | |
| Double Cylinder | ML20932 | Fail Safe/Fail Secure* | \$2,006.00 | \$2,030.00 | |
| | ML20987 | | N/A | | |
| Lever with Roses: V,U,T,Y,X,W,E2,E3,E4 | | | | | |
| Single Cylinder | ML20914 | Fail Safe/Fail Secure* | \$1,814.00 | \$1,838.00 | |
| | ML20906 | | | | |
| No Cylinder Override | ML20907 | Fail Safe/Fail Secure* | \$1,689.00 | \$1,713.00 | |
| | ML20915 | | | | |
| Double Cylinder | ML20932 | Fail Safe/Fail Secure* | \$1,939.00 | \$1,963.00 | |
| | ML20987 | | | | |

*Must specify: SAF for Fail Safe or SEC for Fail Secure.



Ordering Example Details

ML20900 ECL
Escutcheon Trim

ML20914 Single Cylinder
SEC Fail Secure
104 Salvador Family Lever
L Escutcheon
613 Finish
RHR Handing
24 AD 24 Volt AC/DC

Stock Order

| Quantity | Series/Function | Fail Safe/Fail Secure | Trim | Finish | Hand | Voltage |
|----------|-----------------|-----------------------|------|--------|------|---------|
| 24 | ML20914 | SEC | 104L | 613 | RHR | 24 AD |



Experience a safer and more open world


Electrically Controlled Mortise Locksets

ML20900 Series: Muséo Levers, Escutcheons, Roses and Thumbturns

USA & Canada Prices Effective March 1, 2024



contemporary levers to complement the interior design of your next project



Specify thumbturn as quick code. Thumbturn backplate will match shape of rose chosen (i.e. round or square)

NOTE: ML20987 not available with L or R escutcheons.

| | |
|------|---|
| 613E | Dark Oxidized Satin Bronze – Equivalent |
| 629 | Bright Stainless Steel |
| 630 | Satin Stainless Steel |
| BSP | Black Suede Powder Coat |
| WSP | White Suede Powder Coat |

Function

| Lever with Escutcheons: L,R | | | |
|--|---------|------------------------|------------|
| Single Cylinder | ML20914 | Fail Safe/Fail Secure* | \$2,091.00 |
| | ML20906 | | |
| No Cylinder Override | ML20907 | Fail Safe/Fail Secure* | \$1,966.00 |
| | ML20915 | | |
| Double Cylinder | ML20932 | Fail Safe/Fail Secure* | \$2,216.00 |
| | ML20987 | | N/A |
| Lever with Roses: V,U,T,Y,X,W,E2,E3,E4 | | | |
| Single Cylinder | ML20914 | Fail Safe/Fail Secure* | \$1,998.00 |
| | ML20906 | | |
| No Cylinder Override | ML20907 | Fail Safe/Fail Secure* | \$1,873.00 |
| | ML20915 | | |
| Double Cylinder | ML20932 | Fail Safe/Fail Secure* | \$2,123.00 |
| | ML20987 | | |

*Must specify: SAF for Fail Safe or SEC for Fail Secure.

BHMA CERTIFIED ML20900 ECL

Ordering Example Details →

| | |
|-----------------|---|
| Escutcheon Trim | ML20914 Single Cylinder SAF Fail Safe 21M Piet Family Lever - Polished with Satin Insert L Escutcheon 293029 Lever Finish Polished with satin stainless steel insert (630), polished stainless steel (629) shank and polished stainless steel (629) grip |
| | 629 Lock Finish RHR Handing 24 AD 24 Volt AC/DC |

| Stock Order | | | | | | | |
|-------------|-----------------|-----------------------|------|--------------|-------------|------|---------|
| Quantity | Series/Function | Fail Safe/Fail Secure | Trim | Lever Finish | Lock Finish | Hand | Voltage |
| 2 | ML20914 | SAF | 21ML | 293029 | 629 | RHR | 24 AD |



Experience a safer and more open world

Electrically Controlled Mortise Locksets


ML20900 Series: Muséo Levers, Escutcheons, Roses and Thumbturns

USA & Canada Prices Effective March 1, 2024


contemporary levers to complement the interior design of your next project



PIET



ROSES



ESCUTCHEONS



THUMBTURNS



Specify thumbturn as quick code. Thumbturn backplate will match shape of rose chosen (i.e. round or square)

NOTE: ML20987 not available with L or R escutcheons.

| | |
|------|---|
| 613E | Dark Oxidized Satin Bronze – Equivalent |
| 629 | Bright Stainless Steel |
| 630 | Satin Stainless Steel |
| BSP | Black Suede Powder Coat |
| WSP | White Suede Powder Coat |

Function

| Lever with Escutcheons: L,R | | | |
|--|---------|------------------------|------------|
| Single Cylinder | ML20914 | Fail Safe/Fail Secure* | \$2,213.00 |
| | ML20906 | | |
| No Cylinder Override | ML20907 | Fail Safe/Fail Secure* | \$2,088.00 |
| | ML20915 | | |
| Double Cylinder | ML20932 | Fail Safe/Fail Secure* | \$2,338.00 |
| | ML20987 | | N/A |
| Lever with Roses: V,U,T,Y,X,W,E2,E3,E4 | | | |
| Single Cylinder | ML20914 | Fail Safe/Fail Secure* | \$2,122.00 |
| | ML20906 | | |
| No Cylinder Override | ML20907 | Fail Safe/Fail Secure* | \$1,997.00 |
| | ML20915 | | |
| Double Cylinder | ML20932 | Fail Safe/Fail Secure* | \$2,247.00 |
| | ML20987 | | |

*Must specify: SAF for Fail Safe or SEC for Fail Secure.



Ordering Example Details

| | |
|--------------------|---|
| ML20900 ECL | ML20914 Single Cylinder |
| Escutcheon | SEC Fail Secure |
| Trim | 23M Piet Family Lever - Wood Insert |
| | L Escutcheon |
| | 29BH29 Lever Finish |
| | Wood insert with polished stainless steel (629) shank and polished stainless steel (629) grip |
| | 629 Lock Finish |
| | RHR Handing |
| | 24 AD 24 Volt AC/DC |

Stock Order

| Quantity | Series/Function | Fail Safe/Fail Secure | Trim | Lever Finish | Lock Finish | Hand | Voltage |
|----------|-----------------|-----------------------|------|--------------|-------------|------|---------|
| 2 | ML20914 | SEC | 21ML | 29BH29 | 629 | RHR | 24 AD |




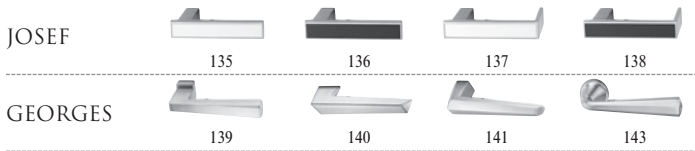
Experience a safer and more open world

Electrically Controlled Mortise Locksets

ML20900 Series: Muséo Levers, Escutcheons, Roses and Thumbturns

USA & Canada Prices Effective March 1, 2024

contemporary levers to complement the interior design of your next project



1. Handed: specify hand when ordering
2. Contact factory for current lead time
3. Specify thumbturn as quick code. Thumbturn backplate will match shape of rose chosen (i.e. round or square). Not available with escutcheons.
4. ML20987 not available with L or R escutcheons.

| | | | | | |
|------|---|------|--|-----|-----------------------------------|
| 613E | Dark Oxidized Satin Bronze - Equivalent | 605 | Bright Brass, Clear Coated | 618 | Bright Nickel Plated |
| 626 | Satin Chromium Plated | 606 | Satin Brass, Clear Coated | 619 | Satin Nickel Plated |
| BSP | Black Suede Powder Coat | 611 | Bright Bronze, Clear Coated | 625 | Bright Chromium Plated |
| WSP | White Suede Powder Coat | 612 | Satin Bronze, Clear Coated | 629 | Bright Stainless Steel |
| | | 613 | Dark Oxidized Satin Bronze, Oil Rubbed | 630 | Satin Stainless Steel |
| | | 613L | Dark Oxidized Satin Bronze, Clear Coated | 722 | Black Oxidized Bronze, Oil Rubbed |

Function

| Lever with Escutcheons: L,R | | | | | |
|--|---------|------------------------|------------|--|------------|
| Single Cylinder | ML20914 | Fail Safe/Fail Secure* | \$2,189.00 | | \$2,213.00 |
| | ML20906 | | | | |
| No Cylinder Override | ML20907 | Fail Safe/Fail Secure* | \$2,064.00 | | \$2,088.00 |
| | ML20915 | | | | |
| Double Cylinder | ML20932 | Fail Safe/Fail Secure* | \$2,314.00 | | \$2,338.00 |
| | ML20987 | | N/A | | N/A |
| Lever with Roses: V,U,T,Y,X,W,E2,E3,E4 | | | | | |
| Single Cylinder | ML20914 | Fail Safe/Fail Secure* | \$2,098.00 | | \$2,122.00 |
| | ML20906 | | | | |
| No Cylinder Override | ML20907 | Fail Safe/Fail Secure* | \$1,973.00 | | \$1,997.00 |
| | ML20915 | | | | |
| Double Cylinder | ML20932 | Fail Safe/Fail Secure* | \$2,223.00 | | \$2,247.00 |
| | ML20987 | | | | |

*Must specify: SAF for Fail Safe or SEC for Fail Secure.

Ordering Example Details

| | | |
|--------------------|---------|--------------------|
| ML20900 ECL | ML20914 | Single Cylinder |
| Escutcheon Trim | SEC | Fail Secure |
| | 135 | Josef Family Lever |
| | L | Escutcheon |
| | 613 | Finish |
| | RHR | Handing |
| | 24 AD | 24 Volt AC/DC |



| Stock Order | | | | | | | | |
|-------------|-----------------|-----------------|------|--------|------|---------|-----------------------|----------------------------------|
| Quantity | Series/Function | Technology Code | Trim | Finish | Hand | Voltage | Fail Safe/Fail Secure | High Security Monitoring Options |
| 24 | ML20914 | NAC | 135L | 613 | RHR | 24 AD | SEC | PHRR01 |


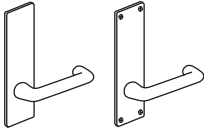
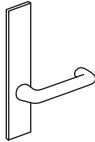



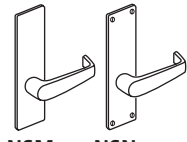
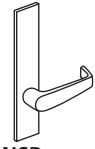
Experience a safer and more open world

Electrically Controlled Mortise Locksets

ML20900 Series

USA & Canada Prices Effective March 1, 2024

| | | |  LWA RWA Lever: Wrought Rose: Wrought | |  LWM LWN Lever: Wrought Escutcheon: Wrought | |  LWR Lever: Wrought Escutcheon: Solid Stainless Steel or Forged Brass | |
|----------------------|----------|------------------------|--|---|---|---|---|---|
| | | | Levers: LW, RW Roses: A Roses: B, F (see note 1) | | Levers: LW, RW Escutcheons: M, N | | Levers: LW, RW Escutcheons: R (see note 2) | |
| Description | Function | Option (See Note 3) | 613E, 626, BSP, WSP | 605, 606, 611, 612, 613, 618, 619, 625, 629, 630, 722 | 613E, 626, BSP, WSP | 605, 606, 611, 612, 613, 618, 619, 625, 629, 630, 722 | 613E, 626, BSP, WSP | 605, 606, 611, 612, 613, 618, 619, 625, 629, 630, 722 |
| Single Cylinder | ML20914 | Fail Safe/Fail Secure | \$1,505.00 | \$1,529.00 | \$1,530.00 | \$1,554.00 | \$1,598.00 | \$1,622.00 |
| | ML20906 | | | | | | | |
| No Cylinder Override | ML20907 | Fail Safe/Fail Secure | \$1,380.00 | \$1,404.00 | \$1,405.00 | \$1,429.00 | \$1,473.00 | \$1,497.00 |
| | ML20915 | | | | | | | |
| Double Cylinder | ML20932 | Fail Safe/Fail Secure | \$1,630.00 | \$1,654.00 | \$1,655.00 | \$1,679.00 | \$1,723.00 | \$1,747.00 |
| | ML20987 | | | | | | N/A | N/A |

| | | |  ASA CSA LSA Lever: Cast Rose: Wrought | | |  NSM NSN Lever: Cast Escutcheon: Wrought | |  NSR Lever: Cast Escutcheon: Solid Stainless Steel or Forged Brass | |
|----------------------|----------|------------------------|---|---|------------------------|--|------------------------|--|--|
| | | | Levers: AS, CS, LS, NS, PS, RS Roses: A Roses: B, F (see note 1) | | | Levers: AS, CS, LS, NS, PS, RS Escutcheons: M, N | | Levers: AS, CS, LS, NS, PS, RS Escutcheons: R (see note 2) | |
| Description | Function | Option (See Note 3) | 613E, 626, BSP, WSP | 605, 606, 611, 612, 613, 618, 619, 625, 629, 630, 722 | 613E, 626, BSP, WSP | 605, 606, 611, 612, 613, 618, 619, 625, 629, 630, 722 | 613E, 626, BSP, WSP | 605, 606, 611, 612, 613, 618, 619, 625, 629, 630, 722 | |
| Single Cylinder | ML20914 | Fail Safe/Fail Secure | \$1,773.00 | \$1,797.00 | \$1,799.00 | \$1,823.00 | \$1,841.00 | \$1,865.00 | |
| | ML20906 | | | | | | | | |
| No Cylinder Override | ML20907 | Fail Safe/Fail Secure | \$1,648.00 | \$1,672.00 | \$1,674.00 | \$1,698.00 | \$1,716.00 | \$1,740.00 | |
| | ML20915 | | | | | | | | |
| Double Cylinder | ML20932 | Fail Safe/Fail Secure | \$1,898.00 | \$1,922.00 | \$1,924.00 | \$1,948.00 | \$1,966.00 | \$1,990.00 | |
| | ML20987 | | | | | | N/A | N/A | |

NOTES:

- 1 - Rose substitutions for LWA, LSA, etc.: 2-1/4" cast rose in place of 2-1/4" wrought rose, substitute letter "B" in place of "A" (e.g. LSB). **Add \$55.00 per lockset**
- 2-7/8" cast rose in place of 2-1/4" wrought rose, substitute letter "F" in place of "A" (e.g. LWF). **Add \$74.00 per lockset**
- 2 - "R" Escutcheon trims are available for 1 3/8", 1 3/4" or 2 1/4" door thickness only.
- 3. Must Specify: SAF for Fail Safe or SEC for Fail Secure.

ElectroLynx®

As part of their promise to provide innovative, fast and effective high security solutions to their customers, certain ASSA ABLOY Group brands offer *ElectroLynx®*, a universal quick-connect system that simplifies the electrification of the door opening.

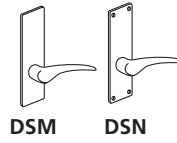
Electrically Controlled Mortise Locksets

ML20900 Series

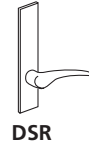
USA & Canada Prices Effective March 1, 2024



Lever: Cast
Rose: Wrought



Lever: Cast
Escutcheon: Wrought



Lever: Cast
Escutcheon: Solid Stainless Steel
or Forged Brass

| Description | Function | Option (See Note 3) | Lever: DS, ES Roses: A Roses: B, F (see note 1) | | Lever: DS, ES Escutcheons: M, N | | Lever: DS, ES Escutcheons: R (see note 2) | |
|----------------------------|----------|------------------------|---|--|------------------------------------|---|--|---|
| | | | 613E, 626, BSP, WSP | 605, 606, 611, 612, 613, 618, 619, 625, 629, 630, 722 | 613E, 626, BSP, WSP | 605, 606, 611, 612, 613, 618, 619, 625, 629, 630, 722 | 613E, 626, BSP, WSP | 605, 606, 611, 612, 613, 618, 619, 625, 629, 630, 722 |
| Single Cylinder | ML20914 | Fail Safe/Fail Secure | \$1,814.00 | \$1,838.00 | \$1,839.00 | \$1,863.00 | \$1,881.00 | \$1,905.00 |
| | ML20906 | | | | | | | |
| No Cylinder Override | ML20907 | Fail Safe/Fail Secure | \$1,689.00 | \$1,713.00 | \$1,714.00 | \$1,738.00 | \$1,756.00 | \$1,780.00 |
| | ML20915 | | | | | | | |
| Double Cylinder | ML20932 | Fail Safe/Fail Secure | \$1,939.00 | \$1,963.00 | \$1,964.00 | \$1,988.00 | \$2,006.00 | \$2,030.00 |
| | ML20987 | | | | | | N/A | N/A |

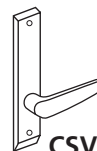
NOTES:

1 - Rose substitutions for DSA, ESA: 2-1/4" cast rose in place of 2-1/4" wrought rose, substitute letter "B" in place of "A" (e.g.DSB). **Add \$55.00 per lockset.**
2-7/8" cast rose in place of 2-1/4" wrought rose, substitute letter "F" in place of "A" (e.g. ESF). **Add \$74.00 per lockset.**

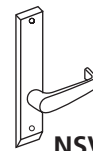
2 - "R" Escutcheon trims are available for 1 3/8", 1 3/4", or 2 1/4" door thickness only.

3. Must Specify: SAF for Fail Safe or SEC for Fail Secure.

Lever Designs: CSV, NSV



CSV



NSV

Lever: Cast
Escutcheon: Cast

| Description | Function | Option (See Note 3) | CSV, NSV | |
|----------------------------|-----------|-----------------------|-------------|--|
| | | | Finish: 630 | |
| Single Cylinder | ML20914VR | Fail Safe/Fail Secure | \$2,641.00 | |
| | ML20906VR | | | |
| No Cylinder Override | ML20907VR | Fail Safe/Fail Secure | \$2,516.00 | |
| | ML20915VR | | | |
| Double Cylinder | ML20932VR | Fail Safe/Fail Secure | \$2,766.00 | |

Note:

Escutcheon trims are available for 1 3/8", 1 3/4", or 2 1/4" door thickness only.

3. Must Specify: SAF for Fail Safe or SEC for Fail Secure.

ElectroLynx®

As part of their promise to provide innovative, fast and effective high security solutions to their customers, certain ASSA ABLOY Group brands offer *ElectroLynx®*, a universal quick-connect system that simplifies the electrification of the door opening.

Lever Designs: FSG, MSG, ZSG



Frascati



Lever: Rose:
Cast Cast



Vineyard™
collection

Merlot

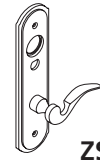
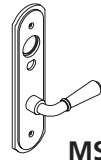


Lever Designs: FSL, MSL, ZSL



Zinfandel

Lever: Escutcheon:
Cast Cast



Vineyard™
collection



| Description | Function | Option (See Note 3) | FSG, MSG, ZSG | | FSL, MSL, ZSL | |
|----------------------|----------|-----------------------|---------------------|---|---------------------|---|
| | | | 613E, 626, BSP, WSP | 605, 606, 611, 612, 613 ² , 613L ² , 618, 619, 625, 722 | 613E, 626, BSP, WSP | 605, 606, 611, 612, 613 ² , 613L ² , 618, 619, 625, 722 |
| Single Cylinder | ML20914 | Fail Safe/Fail Secure | \$1,814.00 | \$1,838.00 | \$1,881.00 | \$1,905.00 |
| | ML20906 | | | | | |
| No Cylinder Override | ML20907 | Fail Safe/Fail Secure | \$1,689.00 | \$1,713.00 | \$1,756.00 | \$1,780.00 |
| | ML20915 | | | | | |
| Double Cylinder | ML20932 | Fail Safe/Fail Secure | \$1,939.00 | \$1,963.00 | \$2,006.00 | \$2,030.00 |
| | ML20987 | | | | N/A | N/A |

Notes:

1. Escutcheon trims are available for 1-3/8", 1-3/4" or 2-1/4" door thicknesses only.
2. 613 finish is brass base lever & rose/escutcheon.
3. Must Specify: SAF for Fail Safe or SEC for Fail Secure

ElectroLynx®

As part of their promise to provide innovative, fast and effective high security solutions to their customers, certain ASSA ABLOY Group brands offer *ElectroLynx®*, a universal quick-connect system that simplifies the electrification of the door opening.

Electrically Controlled Mortise Locksets ML20900 Series

USA & Canada Prices Effective March 1, 2024

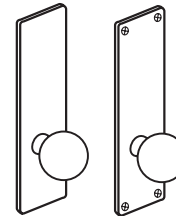


GZA GZB GZF GZH



YZA YZB YZF YZH

Knob: Solid Cast
Rose: Wrought



GZM GZN

Knob: Solid Cast
Escutcheon: Wrought



GZR

Knob: Solid Cast
Escutcheon: Solid Stainless Steel or Forged Brass

| | |
|---|---|
| Knobs: GZ, YZ Roses: A, H Roses: B, F (see note 2) | |
| 613E, 626, BSP, WSP | 605, 606, 611, 612, 613, 618, 619, 625, 722 |

| | |
|--|---|
| Knobs: GZ, YZ Escutcheons: M, N | |
| 613E, 626, BSP, WSP | 605, 606, 611, 612, 613, 618, 619, 625, 722 |

| | |
|--|---|
| Knobs: GZ, YZ Escutcheons: R (see note 1) | |
| 613E, 626, BSP, WSP | 605, 606, 611, 612, 613, 618, 619, 625, 722 |

| Description | Function | Option (See Note 3) | Knobs: GZ, YZ Roses: A, H Roses: B, F (see note 2) | | Knobs: GZ, YZ Escutcheons: M, N | | Knobs: GZ, YZ Escutcheons: R (see note 1) | |
|----------------------|----------|---------------------------|--|---|------------------------------------|---|--|---|
| | | | 613E, 626, BSP, WSP | 605, 606, 611, 612, 613, 618, 619, 625, 722 | 613E, 626, BSP, WSP | 605, 606, 611, 612, 613, 618, 619, 625, 722 | 613E, 626, BSP, WSP | 605, 606, 611, 612, 613, 618, 619, 625, 722 |
| Single Cylinder | ML20914 | Fail Safe/ Fail Secure | \$1,861.00 | \$1,885.00 | \$1,886.00 | \$1,910.00 | \$1,930.00 | \$1,954.00 |
| | ML20906 | | | | | | | |
| No Cylinder Override | ML20907 | Fail Safe/ Fail Secure | \$1,736.00 | \$1,760.00 | \$1,761.00 | \$1,785.00 | \$1,805.00 | \$1,829.00 |
| | ML20915 | | | | | | | |
| Double Cylinder | ML20932 | Fail Safe/ Fail Secure | \$1,986.00 | \$2,010.00 | \$2,011.00 | \$2,035.00 | \$2,055.00 | \$2,079.00 |
| | ML20987 | | | | | | N/A | N/A |

NOTE 1: "R" Escutcheon trims are available for 1 3/8", 1 3/4", or 2 1/4" door thickness only.

NOTE 2: Rose substitutions: 2-1/4" cast rose in place of 2-1/4" wrought rose, substitute letter "B" in place of "A" (e.g. GZB). **Add \$55.00 per lockset**
2-7/8" cast rose in place of 2-1/4" wrought rose, substitute letter "F" in place of "A" (e.g. GZF). **Add \$74.00 per lockset**

NOTE 3: Must Specify: SAF for Fail Safe or SEC for Fail Secure.

ElectroLynx®

As part of their promise to provide innovative, fast and effective high security solutions to their customers, certain ASSA ABLOY Group brands offer *ElectroLynx®*, a universal quick-connect system that simplifies the electrification of the door opening.

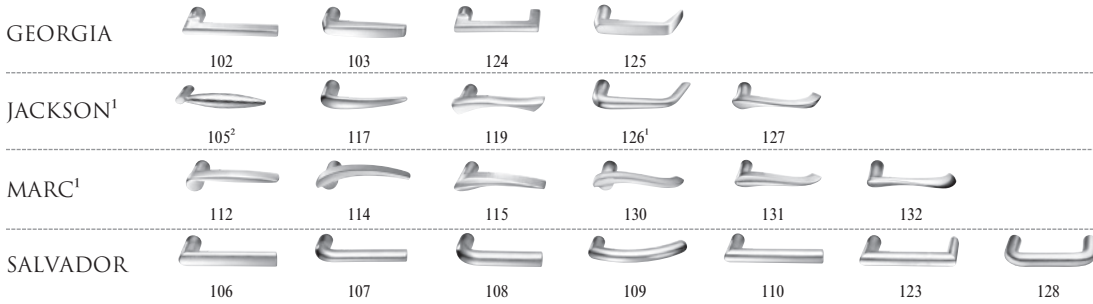
Electrically Controlled Mortise Locksets

ML20600 NAC Series Electrified Mortise Lock with High Security Monitoring

USA & Canada Prices Effective March 1, 2024



contemporary levers to complement the interior design of your next project



1. Handed: specify hand when ordering
2. Contact factory for current lead time

| | | | | | |
|------|---|------|--|------|-----------------------------------|
| 613E | Dark Oxidized Satin Bronze - Equivalent | 605 | Bright Brass, Clear Coated | 618 | Bright Nickel Plated |
| 626 | Satin Chromium Plated | 606 | Satin Brass, Clear Coated | 619 | Satin Nickel Plated |
| BSP | Black Suede Powder Coat | 611 | Bright Bronze, Clear Coated | 625 | Bright Chromium Plated |
| WSP | White Suede Powder Coat | 612 | Satin Bronze, Clear Coated | 629* | Bright Stainless Steel |
| | | 613 | Dark Oxidized Satin Bronze, Oil Rubbed | 630* | Satin Stainless Steel |
| | | 613L | Dark Oxidized Satin Bronze, Clear Coated | 722 | Black Oxidized Bronze, Oil Rubbed |

Function

| Lever with Roses | | | | | |
|----------------------|---------------|-----------------------|------------|--|------------|
| Single Cylinder | ML20606 x NAC | Fail Safe/Fail Secure | \$2,201.00 | | \$2,225.00 |
| | ML20608 x NAC | Fail Safe/Fail Secure | \$2,296.00 | | \$2,320.00 |
| No Cylinder Override | ML20607 x NAC | Fail Safe/Fail Secure | \$2,069.00 | | \$2,093.00 |
| | ML20609 x NAC | Fail Safe/Fail Secure | \$2,163.00 | | \$2,187.00 |

ML20600 High Security Monitoring Options

| Description | Specify | Add or Deduct |
|---|---------|--------------------------|
| Mercury and Lenel compatible 1KΩ/2KΩ resistance supervision | R01 | Add \$131.00 per lockset |
| Software House compatible 1KΩ/2KΩ resistance supervision | R03 | Add \$131.00 per lockset |
| AMAG compatible 4-state supervision | R04 | Add \$131.00 per lockset |
| Deadbolt Privacy Function | PHR | Add \$131.00 per lockset |
| Deadbolt Privacy and Mercury / Lenel 1KΩ/2KΩ | PHRR01 | Add \$262.00 per lockset |
| Deadbolt Privacy and Software House 1KΩ/2KΩ | PHRR03 | Add \$262.00 per lockset |
| Deadbolt Privacy and AMAG 4-State | PHRR04 | Add \$262.00 per lockset |



Ordering Example Details →

ML2000 Mortise Lock x NAC x No Cylinder x Deadbolt x Fail-Secure

- Muséo® lever 102 with J Collar
- Polished chrome finish
- Right hand reverse
- Deadbolt privacy function, Mercury and Lenel compatible 1KΩ/2KΩ resistance supervision

| Stock Order | | | | | | | |
|-------------|-----------------|-----------------|------|--------|------|-----------------------|----------------------------------|
| Quantity | Series/Function | Technology Code | Trim | Finish | Hand | Fail Safe/Fail Secure | High Security Monitoring Options |
| 24 | ML20608 | NAC | 102J | 625 | RHR | SEC | PHRR01 |

*629 and *630 finish options are Not available for all Muséo levers. Please refer to page 26 for availability.



Experience a safer and more open world

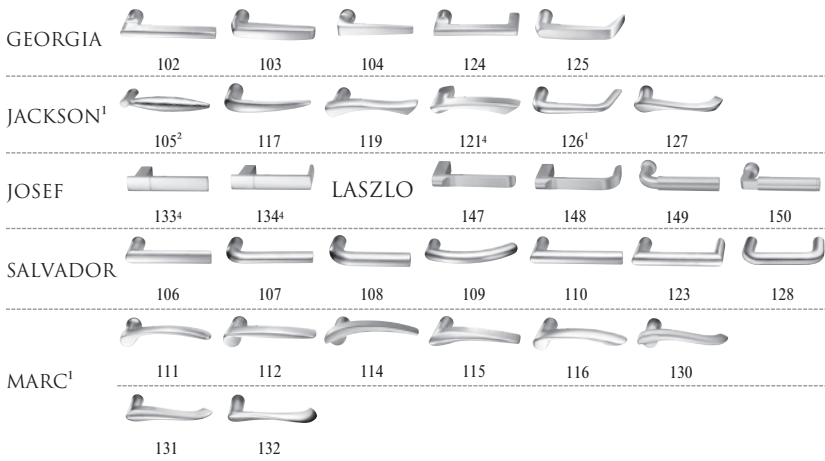
Electrically Controlled Mortise Locksets

ML20600 NAC Series Electrified Mortise Lock with High Security Monitoring


USA & Canada Prices Effective March 1, 2024



contemporary levers to complement the interior design of your next project



ROSES



ESCUTCHEONS



THUMBTURNS³



1. Handed: specify hand when ordering
2. Contact factory for current lead time
3. Specify thumbturn as quick code. Thumbturn backplate will match shape of rose chosen (i.e. round or square). Not available with escutcheons.
4. Not available with VN escutcheon.
5. VN escutcheon available only with indicators. Must be ordered with "V" indicator options. See page 116 for available functions. Option add also applies.

*629 and *630 finish options are Not available for all Muséo levers. Please refer to page 26 for availability.

Function

| | | | | | |
|------|---|------|--|------|-----------------------------------|
| 613E | Dark Oxidized Satin Bronze - Equivalent | 605 | Bright Brass, Clear Coated | 618 | Bright Nickel Plated |
| 626 | Satin Chromium Plated | 606 | Satin Brass, Clear Coated | 609 | Satin Nickel Plated |
| BSP | Black Suede Powder Coat | 611 | Bright Bronze, Clear Coated | 625 | Bright Chromium Plated |
| WSP | White Suede Powder Coat | 612 | Satin Bronze, Clear Coated | 629* | Bright Stainless Steel |
| | | 613 | Dark Oxidized Satin Bronze, Oil Rubbed | 630* | Satin Stainless Steel |
| | | 613L | Dark Oxidized Satin Bronze, Clear Coated | 722 | Black Oxidized Bronze, Oil Rubbed |

| Lever with Escutcheons: L,R | | | | | |
|-----------------------------|---------------|-----------------------|------------|--|------------|
| Single Cylinder | ML20606 x NAC | Fail Safe/Fail Secure | \$2,103.00 | | \$2,127.00 |
| | ML20608 x NAC | Fail Safe/Fail Secure | \$2,197.00 | | \$2,221.00 |
| No Cylinder Override | ML20607 x NAC | Fail Safe/Fail Secure | \$1,970.00 | | \$1,994.00 |
| | ML20609 x NAC | Fail Safe/Fail Secure | \$2,065.00 | | \$2,089.00 |

| Lever with Roses: V,U,T,Y,X,W,E2,E3,E4 | | | | | |
|--|---------------|-----------------------|------------|--|------------|
| Single Cylinder | ML20606 x NAC | Fail Safe/Fail Secure | \$2,033.00 | | \$2,057.00 |
| | ML20608 x NAC | Fail Safe/Fail Secure | \$2,129.00 | | \$2,153.00 |
| No Cylinder Override | ML20607 x NAC | Fail Safe/Fail Secure | \$1,901.00 | | \$1,925.00 |
| | ML20609 x NAC | Fail Safe/Fail Secure | \$1,996.00 | | \$2,020.00 |

*Must specify: SAF for Fail Safe or SEC for Fail Secure.

ML20600 High Security Monitoring Options

| Description | Specify | Add or Deduct |
|---|---------|--------------------------|
| Mercury and Lenel compatible 1KΩ/2KΩ resistance supervision | R01 | Add \$131.00 per lockset |
| Software House compatible 1KΩ/2KΩ resistance supervision | R03 | Add \$131.00 per lockset |
| AMAG compatible 4-state supervision | R04 | Add \$131.00 per lockset |
| Deadbolt Privacy Function | PHR | Add \$131.00 per lockset |
| Deadbolt Privacy and Mercury / Lenel 1KΩ/2KΩ | PHRR01 | Add \$262.00 per lockset |
| Deadbolt Privacy and Software House 1KΩ/2KΩ | PHRR03 | Add \$262.00 per lockset |
| Deadbolt Privacy and AMAG 4-State | PHRR04 | Add \$262.00 per lockset |



Ordering Example Details →

ML20600 NAC
Escutcheon Trim

ML20608 Single Cylinder
SEC Fail Secure
104 Salvador Family Lever
L Escutcheon
613 Finish
RHR Handing
24 AD 24 Volt AC/DC

Stock Order

| Quantity | Series/Function | Technology Code | Trim | Finish | Hand | Fail Safe/Fail Secure | High Security Monitoring Options |
|----------|-----------------|-----------------|------|--------|------|-----------------------|----------------------------------|
| 24 | ML20608 | NAC | 104L | 613 | RHR | SEC | PHRR01 |



Experience a safer and more open world


Electrically Controlled Mortise Locksets

ML20600 NAC Series Electrified Mortise Lock with High Security Monitoring

USA & Canada Prices Effective March 1, 2024



contemporary levers to complement the interior design of your next project



Specify thumbturn as quick code. Thumbturn backplate will match shape of rose chosen (i.e. round or square)

NOTES:
1. VN escutcheon available only with indicators. Must be ordered with "V" indicator options. See page 118 for available functions. Option add also applies.

| | |
|------|---|
| 613E | Dark Oxidized Satin Bronze – Equivalent |
| 629 | Bright Stainless Steel |
| 630 | Satin Stainless Steel |
| BSP | Black Suede Powder Coat |
| WSP | White Suede Powder Coat |

Function

| Lever with Escutcheons: L,R | | | |
|--|---------------|------------------------|------------|
| Single Cylinder | ML20606 x NAC | Fail Safe/Fail Secure* | \$2,310.00 |
| | ML20608 x NAC | | \$2,404.00 |
| No Cylinder Override | ML20607 x NAC | Fail Safe/Fail Secure* | \$2,178.00 |
| | ML20609 x NAC | | \$2,272.00 |
| Lever with Roses: V,U,T,Y,X,W,E2,E3,E4 | | | |
| Single Cylinder | ML20606 x NAC | Fail Safe/Fail Secure* | \$2,219.00 |
| | ML20608 x NAC | | \$2,314.00 |
| No Cylinder Override | ML20607 x NAC | Fail Safe/Fail Secure* | \$2,086.00 |
| | ML20609 x NAC | | \$2,182.00 |

ML20600 High Security Monitoring Options

| Description | Specify | Add or Deduct |
|---|---------|--------------------------|
| Mercury and Lenel compatible 1KΩ/2KΩ resistance supervision | R01 | Add \$131.00 per lockset |
| Software House compatible 1KΩ/2KΩ resistance supervision | R03 | Add \$131.00 per lockset |
| AMAG compatible 4-state supervision | R04 | Add \$131.00 per lockset |
| Deadbolt Privacy Function | PHR | Add \$131.00 per lockset |
| Deadbolt Privacy and Mercury / Lenel 1KΩ/2KΩ | PHRR01 | Add \$262.00 per lockset |
| Deadbolt Privacy and Software House 1KΩ/2KΩ | PHRR03 | Add \$262.00 per lockset |
| Deadbolt Privacy and AMAG 4-State | PHRR04 | Add \$262.00 per lockset |

*Must specify: SAF for Fail Safe or SEC for Fail Secure.

Ordering Example Details

ML20600 NAC ML20914 Single Cylinder
Escutcheon SEC Fail Secure
Trim 23M Piet Family Lever - Wood Insert
BHMA CERTIFIED L Escutcheon
 29BH29 Lever Finish Wood insert with polished stainless steel (629) shank and polished stainless steel (629) grip
 629 Lock Finish
 RHR Handing
 24 AD 24 Volt AC/DC



ASSA ABLOY

Experience a safer and more open world

| Stock Order | | | | | | | | | |
|-------------|-----------------|------------|------|--------------|--------|------|---------|-----------------------|----------------------------------|
| Qty | Series/Function | Tech. Code | Trim | Lever Finish | Finish | Hand | Voltage | Fail Safe/Fail Secure | High Security Monitoring Options |
| 2 | ML20608 | NAC | 21ML | 29BH29 | 629 | RHR | 24 AD | SEC | PHRR01 |

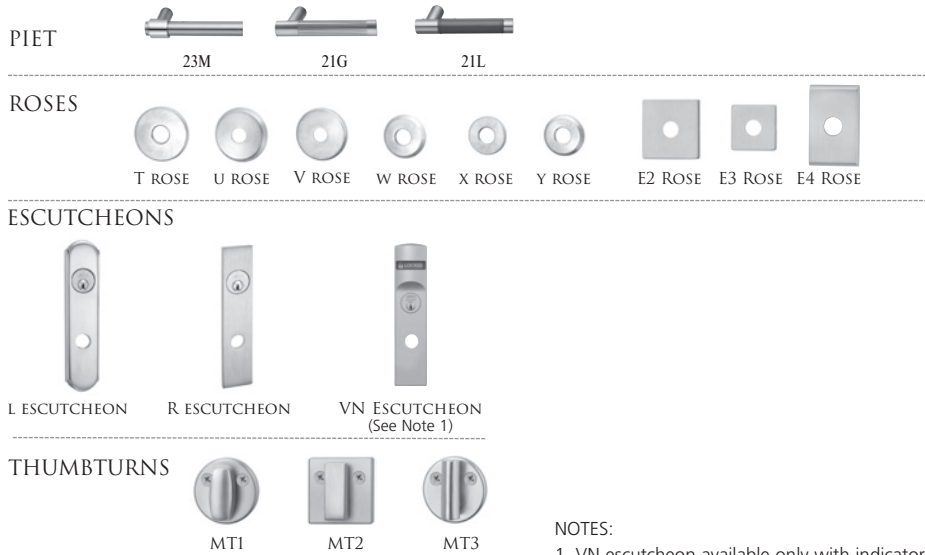
Electrically Controlled Mortise Locksets

ML20600 NAC Series Electrified Mortise Lock with High Security Monitoring

USA & Canada Prices Effective March 1, 2024



contemporary levers to complement the interior design of your next project



Specify thumbturn as quick code. Thumbturn backplate will match shape of rose chosen (i.e. round or square)

NOTES:

1. VN escutcheon available only with indicators. Must be ordered with "V" indicator options. See page 118 for available functions. Option add also applies.

| | |
|------|---|
| 613E | Dark Oxidized Satin Bronze – Equivalent |
| 629 | Bright Stainless Steel |
| 630 | Satin Stainless Steel |
| BSP | Black Suede Powder Coat |
| WSP | White Suede Powder Coat |

Function

| Lever with Escutcheons: L,R | | | |
|--|---------------|------------------------|------------|
| Single Cylinder | ML20606 x NAC | Fail Safe/Fail Secure* | \$2,435.00 |
| | ML20608 x NAC | | \$2,529.00 |
| No Cylinder Override | ML20607 x NAC | Fail Safe/Fail Secure* | \$2,302.00 |
| | ML20609 x NAC | | \$2,397.00 |
| Lever with Roses: V,U,T,Y,X,W,E2,E3,E4 | | | |
| Single Cylinder | ML20606 x NAC | Fail Safe/Fail Secure* | \$2,342.00 |
| | ML20608 x NAC | | \$2,437.00 |
| No Cylinder Override | ML20607 x NAC | Fail Safe/Fail Secure* | \$2,210.00 |
| | ML20609 x NAC | | \$2,304.00 |

ML20600 High Security Monitoring Options

| Description | Specify | Add or Deduct |
|---|---------|--------------------------|
| Mercury and Lenel compatible 1KΩ/2KΩ resistance supervision | R01 | Add \$131.00 per lockset |
| Software House compatible 1KΩ/2KΩ resistance supervision | R03 | Add \$131.00 per lockset |
| AMAG compatible 4-state supervision | R04 | Add \$131.00 per lockset |
| Deadbolt Privacy Function | PHR | Add \$131.00 per lockset |
| Deadbolt Privacy and Mercury / Lenel 1KΩ/2KΩ | PHRR01 | Add \$262.00 per lockset |
| Deadbolt Privacy and Software House 1KΩ/2KΩ | PHRR03 | Add \$262.00 per lockset |
| Deadbolt Privacy and AMAG 4-State | PHRR04 | Add \$262.00 per lockset |

*Must specify: SAF for Fail Safe or SEC for Fail Secure.

BHMA CERTIFIED Ordering Example Details

| | |
|--------------------|---|
| ML20600 NAC | ML20608 Single Cylinder |
| Escutcheon Trim | SEC Fail Secure |
| 23M | Piet Family Lever - Wood Insert |
| L | Escutcheon |
| 29BH29 | Lever Finish |
| 629 | Wood insert with polished stainless steel (629) shank and polished stainless steel (629) grip |
| RHR | Lock Finish |
| 24 AD | Handing |
| | 24 Volt AC/DC |

Stock Order

| Qty | Series/Function | Tech. Code | Trim | Lever Finish | Finish | Hand | Voltage | Fail Safe/Fail Secure | High Security Monitoring Options |
|-----|-----------------|------------|------|--------------|--------|------|---------|-----------------------|----------------------------------|
| 2 | ML20608 | NAC | 21ML | 29BH29 | 629 | RHR | 24 AD | SEC | PHRR01 |



Experience a safer and more open world

Electrically Controlled Mortise Locksets

ML20600 NAC Series Electrified Mortise Lock with High Security Monitoring

USA & Canada Prices Effective March 1, 2024

contemporary levers to complement the interior design of your next project




JOSEF



GEORGES



ROSES



ESCUTCHEONS



THUMBTURNS³



1. Handed: specify hand when ordering.
2. Contact factory for current lead time.
3. Specify thumbturn as quick code. Thumbturn backplate will match shape of rose chosen (i.e. round or square).
Not available with escutcheons.
4. Not available with escutcheon indicators.

| | | | | | |
|------|---|------|--|-----|-----------------------------------|
| 613E | Dark Oxidized Satin Bronze - Equivalent | 605 | Bright Brass, Clear Coated | 618 | Bright Nickel Plated |
| 626 | Satin Chromium Plated | 606 | Satin Brass, Clear Coated | 619 | Satin Nickel Plated |
| BSP | Black Suede Powder Coat | 611 | Bright Bronze, Clear Coated | 625 | Bright Chromium Plated |
| WSP | White Suede Powder Coat | 612 | Satin Bronze, Clear Coated | 629 | Bright Stainless Steel |
| | | 613 | Dark Oxidized Satin Bronze, Oil Rubbed | 630 | Satin Stainless Steel |
| | | 613L | Dark Oxidized Satin Bronze, Clear Coated | 722 | Black Oxidized Bronze, Oil Rubbed |

Function

| Lever with Escutcheons: L,R | | | | | |
|-----------------------------|---------------|-----------------------|------------|--|------------|
| Single Cylinder | ML20606 x NAC | Fail Safe/Fail Secure | \$2,411.00 | | \$2,435.00 |
| | ML20608 x NAC | Fail Safe/Fail Secure | \$2,505.00 | | \$2,529.00 |
| No Cylinder Override | ML20607 x NAC | Fail Safe/Fail Secure | \$2,278.00 | | \$2,302.00 |
| | ML20609 x NAC | Fail Safe/Fail Secure | \$2,373.00 | | \$2,397.00 |

| Lever with Roses: V,U,T,Y,X,W,E2,E3,E4 | | | | | |
|--|---------------|-----------------------|------------|--|------------|
| Single Cylinder | ML20606 x NAC | Fail Safe/Fail Secure | \$2,318.00 | | \$2,342.00 |
| | ML20608 x NAC | Fail Safe/Fail Secure | \$2,413.00 | | \$2,437.00 |
| No Cylinder Override | ML20607 x NAC | Fail Safe/Fail Secure | \$2,186.00 | | \$2,210.00 |
| | ML20609 x NAC | Fail Safe/Fail Secure | \$2,280.00 | | \$2,304.00 |

*Must specify: SAF for Fail Safe or SEC for Fail Secure.

ML20600 High Security Monitoring Options

| Description | Specify | Add or Deduct |
|---|---------|--------------------------|
| Mercury and Lenel compatible 1KΩ/2KΩ resistance supervision | R01 | Add \$131.00 per lockset |
| Software House compatible 1KΩ/2KΩ resistance supervision | R03 | Add \$131.00 per lockset |
| AMAG compatible 4-state supervision | R04 | Add \$131.00 per lockset |
| Deadbolt Privacy Function | PHR | Add \$131.00 per lockset |
| Deadbolt Privacy and Mercury / Lenel 1KΩ/2KΩ | PHRR01 | Add \$262.00 per lockset |
| Deadbolt Privacy and Software House 1KΩ/2KΩ | PHRR03 | Add \$262.00 per lockset |
| Deadbolt Privacy and AMAG 4-State | PHRR04 | Add \$262.00 per lockset |

| BHMA CERTIFIED | Ordering Example Details |
|-----------------------------|---|
| ML20600 NAC Escutcheon Trim | ML20608 Single Cylinder SEC Fail Secure 104 Salvador Family Lever L Escutcheon 613 Finish RHR Handing 24 AD 24 Volt AC/DC |

| Stock Order | | | | | | | | |
|-------------|-----------------|-----------------|------|--------|------|-----------------------|----------------------------------|--|
| Quantity | Series/Function | Technology Code | Trim | Finish | Hand | Fail Safe/Fail Secure | High Security Monitoring Options | |
| 24 | ML20608 | NAC | 135L | 613 | RHR | SEC | PHRR01 | |


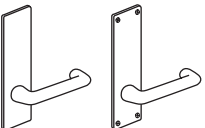




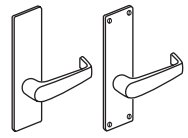
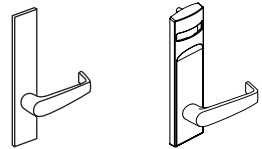
ASSA ABLOY

Experience a safer and more open world

Electrified Mortise Lock with High Security Monitoring ML20600 Series NAC

USA & Canada Prices Effective March 1, 2024

| | | |  LWA RWA Lever: Wrought Rose: Wrought | |  LWM LWN Lever: Wrought Escutcheon: Wrought | |  LWR LWVN Lever: Wrought Esc: Solid Stainless Steel or Forged Brass Lever: Wrought Escutcheon: Forged Brass | |
|----------------------------|---------------|------------------------|--|--|---|---|--|---|
| Description | Function | Option (See Note 3) | Levers: LW, RW Roses: A Roses: B, F (see note 1) | | Levers: LW, RW Escutcheons: M, N | | Levers: LW, RW Escutcheons: R (see note 2) VN (see note 4) | |
| | | | 613E, 626, BSP, WSP | 605, 606, 611, 612, 613, 618, 619, 625, 629, 630, 722 | 613E, 626, BSP, WSP | 605, 606, 611, 612, 613, 618, 619, 625, 629, 630, 722 | 613E, 626, BSP, WSP | 605, 606, 611, 612, 613, 618, 619, 625, 629, 630, 722 |
| Single Cylinder | ML20606 x NAC | Fail Safe/Fail Secure | \$1,725.00 | \$1,749.00 | \$1,750.00 | \$1,774.00 | \$1,818.00 | \$1,842.00 |
| | ML20608 x NAC | | \$1,819.00 | \$1,843.00 | \$1,844.00 | \$1,868.00 | \$1,913.00 | \$1,937.00 |
| No Cylinder Override | ML20607 x NAC | Fail Safe/Fail Secure | \$1,593.00 | \$1,617.00 | \$1,618.00 | \$1,642.00 | \$1,686.00 | \$1,710.00 |
| | ML20609 x NAC | | \$1,687.00 | \$1,711.00 | \$1,712.00 | \$1,736.00 | \$1,780.00 | \$1,804.00 |

| | | |  ASA CSA LSA Lever: Cast Rose: Wrought | | |  NSM NSN Lever: Cast Escutcheon: Wrought | |  NSR NSVN Lever: Cast Esc: Solid Stainless Steel or Forged Brass Lever: Cast Escutcheon: Forged Brass | |
|----------------------------|---------------|------------------------|--|---|------------------------|---|------------------------|---|--|
| Description | Function | Option (See Note 3) | Levers: AS, CS, LS, NS, PS, RS Roses: A Roses: B, F (see note 1) | | | Levers: AS, CS, LS, NS, PS, RS Escutcheons: M, N | | Levers: AS, CS, LS, NS, PS, RS Escutcheons: R (see note 2) VN (see note 4) | |
| | | | 613E, 626, BSP, WSP | 605, 606, 611, 612, 613, 618, 619, 625, 629, 630, 722 | 613E, 626, BSP, WSP | 605, 606, 611, 612, 613, 618, 619, 625, 629, 630, 722 | 613E, 626, BSP, WSP | 605, 606, 611, 612, 613, 618, 619, 625, 629, 630, 722 | |
| Single Cylinder | ML20606 x NAC | Fail Safe/Fail Secure | \$1,993.00 | \$2,017.00 | \$2,018.00 | \$2,042.00 | \$2,061.00 | \$2,085.00 | |
| | ML20608 x NAC | | \$2,088.00 | \$2,112.00 | \$2,112.00 | \$2,136.00 | \$2,156.00 | \$2,180.00 | |
| No Cylinder Override | ML20607 x NAC | Fail Safe/Fail Secure | \$1,861.00 | \$1,885.00 | \$1,886.00 | \$1,910.00 | \$1,930.00 | \$1,954.00 | |
| | ML20609 x NAC | | \$1,956.00 | \$1,980.00 | \$1,980.00 | \$2,004.00 | \$2,023.00 | \$2,047.00 | |

- NOTES: 1. Rose substitutions for LWA, LSA, etc.: 2-1/4" cast rose in place of 2-1/4" wrought rose, substitute letter "B" in place of "A" (e.g. LSB).
Add \$55.00 per lockset. 2-7/8" cast rose in place of 2-1/4" wrought rose, substitute letter "F" in place of "A" (e.g. LWF). **Add \$74.00 per lockset.**
 2. "R" Escutcheon trims are available for 1 3/8", 1 3/4" or 2 1/4" door thickness only.
 3. Must Specify: SAF for Fail Safe or SEC for Fail Secure.
 4. VN escutcheon available only with indicators. Must be ordered with "V" indicator options. See page 118 for available functions.
 Option add also applies.

ElectroLynx®

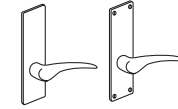
As part of their promise to provide innovative, fast and effective high security solutions to their customers, certain ASSA ABLOY Group brands offer *ElectroLynx®*, a universal quick-connect system that simplifies the electrification of the door opening.

Electrified Mortise Lock with High Security Monitoring ML20600 Series NAC

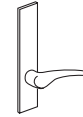
USA & Canada Prices Effective March 1, 2024



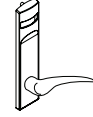
DSA **ESA**
Lever: Cast
Rose: Wrought



DSM **DSN**
Lever: Cast
Escutcheon: Wrought



DSR
Lever: Cast
Esc: Solid Stainless
Steel or Forged Brass



DSVN
Lever: Cast
Escutcheon:
Forged Brass

Lever: DS, ES
Roses: A
Roses: B, F (see note 1)

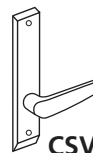
Lever: DS, ES
Escutcheons: M, N

Lever: DS, ES
Escutcheons: R (see note 2)
VN (see note 4)

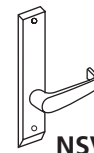
| Description | Function | Option (See Note 3) | Lever: DS, ES Roses: A | | Lever: DS, ES Escutcheons: M, N | | Lever: DS, ES Escutcheons: R (see note 2) VN (see note 4) | |
|----------------------|---------------|-----------------------|---------------------------|--|------------------------------------|---|---|---|
| | | | 613E, 626, BSP, WSP | 605, 606, 611, 612, 613, 618, 619, 625, 629, 630, 722 | 613E, 626, BSP, WSP | 605, 606, 611, 612, 613, 618, 619, 625, 629, 630, 722 | 613E, 626, BSP, WSP | 605, 606, 611, 612, 613, 618, 619, 625, 629, 630, 722 |
| Single Cylinder | ML20606 x NAC | Fail Safe/Fail Secure | \$2,033.00 | \$2,057.00 | \$2,058.00 | \$2,082.00 | \$2,103.00 | \$2,127.00 |
| | ML20608 x NAC | | \$2,129.00 | \$2,153.00 | \$2,152.00 | \$2,176.00 | \$2,197.00 | \$2,221.00 |
| No Cylinder Override | ML20607 x NAC | Fail Safe/Fail Secure | \$1,901.00 | \$1,925.00 | \$1,926.00 | \$1,950.00 | \$1,970.00 | \$1,994.00 |
| | ML20609 x NAC | | \$1,996.00 | \$2,020.00 | \$2,020.00 | \$2,044.00 | \$2,065.00 | \$2,089.00 |

NOTES: 1. Rose substitutions for DSA, ESA: 2-1/4" cast rose in place of 2-1/4" wrought rose, substitute letter "B" in place of "A" (e.g.DSB). **Add \$55.00 per lockset.**
2-7/8" cast rose in place of 2-1/4" wrought rose, substitute letter "F" in place of "A" (e.g. ESF). **Add \$74.00 per lockset.**
2. "R" Escutcheon trims are available for 1 3/8", 1 3/4", or 2 1/4" door thickness only.
3. Must Specify: SAF for Fail Safe or SEC for Fail Secure.
4. VN escutcheon available only with indicators. Must be ordered with "V" indicator options. See page 118 for available functions.
Option add also applies.

Lever Designs: CSV, NSV



CSV



NSV

Lever: Cast
Escutcheon: Cast

| Description | Function | Option (See Note 3) | CSV, NSV | |
|----------------------|-----------------|-----------------------|-------------|--|
| | | | Finish: 630 | |
| Single Cylinder | ML20606VR x NAC | Fail Safe/Fail Secure | \$2,861.00 | |
| | ML20608VR x NAC | | \$2,955.00 | |
| No Cylinder Override | ML20607VR x NAC | Fail Safe/Fail Secure | \$2,729.00 | |
| | ML20609VR x NAC | | \$2,823.00 | |

Note:
Escutcheon trims are available for 1 3/8", 1 3/4", or 2 1/4" door thickness only.
3. Must Specify: SAF for Fail Safe or SEC for Fail Secure.

ElectroLynx®

As part of their promise to provide innovative, fast and effective high security solutions to their customers, certain ASSA ABLOY Group brands offer *ElectroLynx®*, a universal quick-connect system that simplifies the electrification of the door opening.

Electrified Mortise Lock with High Security Monitoring ML20600 Series NAC

USA & Canada Prices Effective March 1, 2024

Lever Designs: FSG, MSG, ZSG



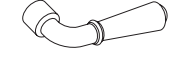
Frascati



Lever: Rose:
Cast Cast



Merlot



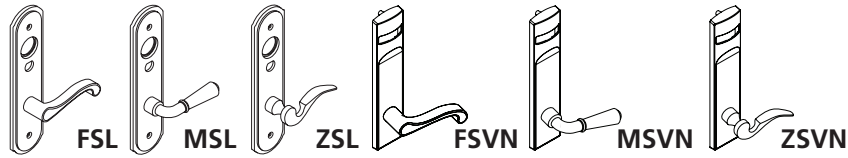
Lever Designs: FSL, MSL, ZSL, FSVN, MSVN, ZSVN



Zinfandel



Lever: Escutcheon:
Cast Cast



| Description | Function | Option (See Note 3) | FSG, MSG, ZSG | | FSL, MSL, ZSL FSVN, MSVN, ZSVN (see note 4) | |
|----------------------------|---------------|-----------------------|-----------------------------------|--|--|--|
| | | | Finish: 613E, 626, BSP, WSP | Finish: 605, 606, 611, 612, 613 ² , 613L ² , 618, 619, 625, 722 | 613E, 626, BSP, WSP | Finish: 605, 606, 611, 612, 613 ² , 613L ² , 618, 619, 625, 722 |
| Single Cylinder | ML20606 x NAC | Fail Safe/Fail Secure | \$2,033.00 | \$2,057.00 | \$2,103.00 | \$2,127.00 |
| | ML20608 x NAC | | \$2,129.00 | \$2,153.00 | \$2,197.00 | \$2,221.00 |
| No Cylinder Override | ML20607 x NAC | Fail Safe/Fail Secure | \$1,901.00 | \$1,925.00 | \$1,970.00 | \$1,994.00 |
| | ML20609 x NAC | | \$1,996.00 | \$2,020.00 | \$2,065.00 | \$2,089.00 |

- NOTES: 1. Escutcheon trims are available for 1-3/8", 1-3/4" or 2-1/4" door thicknesses only.
 2. 613 finish is brass base lever & rose/escutcheon.
 3. Must Specify: SAF for Fail Safe or SEC for Fail Secure.
 4. VN escutcheon available only with indicators. Must be ordered with "V" indicator options. See page 118 for available functions. Option add also applies.

ElectroLynx®

As part of their promise to provide innovative, fast and effective high security solutions to their customers, certain ASSA ABLOY Group brands offer *ElectroLynx®*, a universal quick-connect system that simplifies the electrification of the door opening.

Fail Safe/Fail Secure

| Description | Specify Quick Code |
|-------------|--------------------|
| Fail Safe | SAF |
| Fail Secure | SEC |

Electrified Options for ML20900

| Description | Specify Quick Code | Add or Deduct |
|--|--------------------|---------------|
| Latchbolt Monitor | M91 | \$293.00 |
| Request to Exit (REX) | M92 | \$290.00 |
| Security monitor | M105 | \$509.00 |
| Latchbolt monitor x request to exit | M91 x M92 | \$570.00 |
| Request to Exit x security monitor | M92 x M105 | \$786.00 |
| Motorized Electric Latch Retraction ¹ | MELR | \$850.00 |
| Motorized Electric Latch Retraction x Request to Exit ² | MELR x M92 | \$1,140.00 |

Notes: 1. MELR only available with ML2010, ML2057 & ML2032.
2. MELR x M92 only available with ML2010 & ML2057.

Accessories

| Part No. | Description | Add or Deduct |
|----------|------------------------|---------------|
| BPS-24-1 | Power Supply 24V 1 AMP | \$522.00 |
| BPS-12-1 | Power Supply 12V 1 AMP | |
| BPS-24-2 | Power Supply 24V 2 AMP | \$1,072.00 |
| BPS-12-3 | Power Supply 12V 3 AMP | |

ML20600 High Security Monitoring Options

EcoFlex® Mortise Lock End-of-Line Resistors and Deadbolt Privacy Options

| Description | Specify Quick Code | Add or Deduct |
|---|--------------------|--------------------------|
| Mercury and Lenel compatible 1KΩ/2KΩ resistance supervision | R01 | Add \$131.00 per lockset |
| Software House compatible 1KΩ/2KΩ resistance supervision | R03 | Add \$131.00 per lockset |
| AMAG compatible 4-state supervision | R04 | Add \$131.00 per lockset |
| Deadbolt Privacy Function | PHR | Add \$131.00 per lockset |
| Deadbolt Privacy and Mercury / Lenel 1KΩ/2KΩ | PHRR01 | Add \$262.00 per lockset |
| Deadbolt Privacy and Software House 1KΩ/2KΩ | PHRR03 | Add \$262.00 per lockset |
| Deadbolt Privacy and AMAG 4-State | PHRR04 | Add \$262.00 per lockset |

ElectroLynx®

As part of their promise to provide innovative, fast and effective high security solutions to their customers, certain ASSA ABLOY Group brands offer *ElectroLynx*®, a universal quick-connect system that simplifies the electrification of the door opening.

Lock Only

Includes lockcase, armored front, strike and screw pack. Cylinder(s) and thumbturn lever are not included.

Ordering Example

| Quantity | Series/Function | Trim See Key Below | Finish | Door Thickness | Optional Strike |
|----------|-----------------|--------------------|--------|----------------|-----------------|
| 12 | ML2055 | LL | 626 | D138 | SS078 |

| Trim Key | | | | | | | |
|----------|---------------|----|--------------|----|-------------------|--------|------|
| KK | Knob x Knob | LK | Lever x Knob | HL | Lever Inside only | LLBHSS | BHSS |
| LL | Lever x Lever | KL | Knob x Lever | HK | Knob inside Only | | |

| Function | Description | | LL, LK, KL, HL, HK ² , KK ² , LLBHSS |
|-------------------------------|--------------------|--|--|
| | | | Available in all listed mortise trim finishes |
| Non-Keyed | ML2010 | Passage | \$560.00 |
| | ML2020 | Privacy | |
| | ML2030 | Privacy | |
| | ML2040 | Passage w/Indicator – VXX Option on Page 118 Applies | \$649.00 |
| | ML2060 | Privacy | |
| Single Cylinder | ML2003 | Classroom | \$607.00 |
| | ML2051 | Office | |
| | ML2004 | Classroom | |
| | ML2053 | Entrance | \$622.00 |
| | ML2054 | Entrance | |
| | ML2055 | Classroom | |
| | ML2056 | Classroom Holdback | \$607.00 |
| | ML2057 | Storeroom | |
| | ML2058 | Entrance Holdback | \$622.00 |
| Single Cylinder with Deadbolt | ML2068 | Privacy and Apartment | \$607.00 |
| | ML2069 | Institution Privacy | |
| | ML2024 | Entrance | |
| | ML2048 | Entrance | |
| | ML2049 | Storeroom Deadbolt | |
| | ML2059 | Security Storeroom | \$649.00 |
| | ML2065 | Dormitory | |
| | ML2067 | Apartment | |
| | ML2073 | Security | |
| Double Cylinder | ML2075 | Classroom | |
| | ML2029 | Hotel | \$660.00 |
| | ML2002 | Classroom Intruder | |
| | ML2032 | Institution | |
| | ML2042 | Entrance | |
| | ML2052 | Classroom | |
| | ML2087 | Security Vestibule | \$607.00 |
| | ML2022 | Store Door | |
| | ML2062 | Intruder | |
| Single Cylinder | ML2072 | Classroom | |
| | ML2082 | Dormitory | |
| No Cylinder Override | ML2092 | Security Institution | |
| | ML20914 ML20906 | Fail Safe/Fail Secure | |
| Double Cylinder | ML20907 ML20915 | Fail Safe/Fail Secure | \$936.00 |
| | ML20932 ML20987 | Fail Safe/Fail Secure Security Vestibule | |
| Lock Only x MELR | ML2010 | ML2010 Passage w/ MELR | \$1,410.00 |
| | ML2057 | ML2057 Storeroom w/ MELR | |
| | ML2032 | ML2032 Institution w/ MELR | \$1,457.00 |
| Lock Only x MELR x M92 | ML2010 | ML2010 Passage w/ MELR & M92 | \$1,700.00 |
| | ML2057 | ML2057 Storeroom w/ MELR & M92 | \$1,747.00 |

Notes: 1. Kits contain internal lock parts only. Order knobs, spindles, escutcheons, cylinders and collars separately.
2. For master ring, specify quick code MR-LC. Add \$20.00. Not available for ML20900 series.

| Cylinder & Keying Options | | |
|--|--------------------|------------------------------|
| Description | Specify Quick Code | Add or Deduct |
| Conventional 6-pin | (standard) | No Charge |
| Conventional 7-pin | 7P | Add \$2.00 per cylinder |
| Less Standard Cylinder | LC | Deduct \$125.00 per cylinder |
| Less Hotel Cylinder | LC | Deduct \$184.00 per cylinder |
| Less Master Ring Cylinder ³ | MR-LC | Deduct \$40.00 per cylinder |
| Less Concealed Shell Cylinder | PO-LC | Add \$5.00 per lockset |
| LFIC | | |
| LFIC 6-pin | C6 | Add \$108.00 per cylinder |
| LFIC 6-pin Less Core | CL6 | No Charge |
| LFIC 6-pin with Temporary Construction Core (Red) | CT6R | Add \$108.00 per cylinder |
| LFIC 6-pin with Temporary Construction Core (Blue) | CT6B | Add \$108.00 per cylinder |
| LFIC 6-pin with Temporary Construction Core (Green) | CT6G | Add \$108.00 per cylinder |
| LFIC 6-pin with Temporary Disposable Core | CT6D | No Charge |
| LFIC 7-pin | C7 | Add \$110.00 per cylinder |
| LFIC 7-pin Less Core | CL7 | Add \$2.00 per cylinder |
| LFIC 7-pin with Temporary Construction Core (Red) | CT7R | Add \$110.00 per cylinder |
| LFIC 7-pin with Temporary Construction Core (Blue) | CT7B | Add \$110.00 per cylinder |
| LFIC 7-pin with Temporary Construction Core (Green) | CT7G | Add \$110.00 per cylinder |
| LFIC 7-pin with Temporary Disposable Core | CT7D | Add \$2.00 per cylinder |
| SFIC | | |
| SFIC 6-pin | C6S | Add \$97.00 per cylinder |
| SFIC 6-pin with Less Core | CLS6 | No Charge |
| SFIC 6-pin with Temporary Construction Core (Blue) | CT6SB | Add \$97.00 per cylinder |
| SFIC 6-pin with SFIC disposable temporary core | CT6SD | No Charge |
| SFIC 7-pin | C7S | Add \$97.00 per cylinder |
| SFIC 7-pin with Less Core | CLS7 | No Charge |
| SFIC 7-pin with Temporary Construction Core (Blue) | CT7SB | Add \$97.00 per cylinder |
| SFIC 7-pin with SFIC disposable temporary core | CT7SD | No Charge |
| Security | | |
| Security ⁵ | HS | Add \$164.00 per cylinder |
| Security LFIC ^{1,5} | CHS | Add \$268.00 per cylinder |
| Access 3 | | |
| Access 3 Patented | AP | No Charge |
| Access 3 Security | AS | Add \$81.00 per cylinder |
| Access 3 High Security, UL 437 | AHS | Add \$115.00 per cylinder |
| Access 3 LFIC Patented | ACP | Add \$108.00 per cylinder |
| Access 3 LFIC Security | ACS | Add \$189.00 per cylinder |
| Access 3 LFIC High Security, UL 437 | ACHS | Add \$223.00 per cylinder |
| Pyramid | | |
| Pyramid Security Fixed Core ² | PS | Add \$87.00 per cylinder |
| Pyramid Security LFIC | PCS | Add \$188.00 per cylinder |
| Pyramid High Security Fixed Core | PHS | Add \$130.00 per cylinder |
| Pyramid High Security LFIC | PCHS | Add \$232.00 per cylinder |
| Pyramid LFIC with Temporary Construction Core ⁴ | CTP | Add \$108.00 per cylinder |
| Pyramid LFIC with Temporary Disposable Core ⁴ | CTPD | No Charge |
| Pyramid LFIC Less Core ² | CLP | No Charge |
| Other | | |
| Master Ring ³ | MR | Add \$89.00 per cylinder |
| Flex Head Cylinder, 6-pin (sectional trim) | FX6 | Add \$112.00 per cylinder |
| Flex Head Cylinder, 7-pin (sectional trim) | FX7 | Add \$114.00 per cylinder |
| Flex Head Master Ring (sectional trim) | FXM | Add \$181.00 per cylinder |
| Plug only to show, 6-pin (concealed shell) (avail: for M & R escutcheons and single cyl. functions only) | P06 | Add \$125.00 per lockset |
| Plug only to show, 7-pin (concealed shell) (avail: for M & R escutcheons and single cyl. functions only) | P07 | Add \$127.00 per lockset |

Notes:

1. CHS ordered with CT6 option no charge.
2. Pyramid series and LFIC-7 pin are not available in ML2029 function.
3. Available for "M" escutcheon and sectional trim only. Not available for 17, 29 or 32 functions, and ECL functions. Not available for ML20900 series.
4. Refer to Key construction core program, pg. 63 for example of CTP option pricing.
5. For existing systems only.

Cylinder & Keying Options* (continued)

| Description | Specify Quick Code | Add or Deduct |
|--|--------------------|--------------------------------|
| 0-Bitted with two blank keys ⁵ | STDKEY | No Charge |
| Keyed Random ⁴ | KR | No Charge |
| Master keyed (all cylinders except 8000, 8020, 8027, 8200) | MK | Add \$16.00 per cylinder |
| Master keyed Pyramid | MK | Add \$16.00 per cylinder |
| Master keyed Security (including LFIC cylinder and core) | MK | Add \$16.00 per cylinder |
| Master keyed (8000, 8020, 8027, 8200) | MK-IC | No Charge |
| Master keyed to customer bittings or sample key | MK-CB | Add \$16.00 per cylinder |
| Construction master keyed ^{1,2} | CMK | Add \$16.00 per cylinder |
| Visual key control (VKC) | | |
| - No Stamping | VKC0 | \$4.50 |
| - Keys only | VKC1 | No Charge |
| - Cylinders and Keys ³ | VKC2 | \$8.00 |
| - Cylinders only ³ | VKC3 | \$8.00 |
| Concealed key control (CKC) | | |
| - CKC cylinders with VKC keys | CKC2 | \$8.00 |
| - CKC cylinders only ³ | CKC3 | \$8.00 |
| More than 2 keys per lock | KY# (e.g., KY6) | See page 33 - Cut Keys Section |

*Double Cylinder Keying: Unless otherwise specified, both cylinders of ML2012, 2022, 2032, 2052, 2062, 2072, 2082, 2092 function locks will be keyed alike. The inside cylinder of 42 function locks will be keyed to the master key(s) only, while the outside cylinder will include the change key. If different is required, specify outside cylinder first, then inside cylinder. For key bows other than 10 and 90, specify "KB" + bow number as Quick Code, e.g. KB12. No extra charge.

Notes:

1. CMK Construction master keying charge is in addition to master keying charge.
2. CMK Construction master keying is not available in interchangeable core, Access 3, Pyramid, or Security series.
3. VKC2, VKC3, CKC3 are not available in Pyramid or Security series.
4. Pyramid series is not available keyed random.
5. Security series is not available 0-bitted.

Strike Options*

(To purchase strike separately, see catalog or parts manual for part no.)

| Lip Length | ANSI Straight Lip – Specify Quick Code | ANSI Curved Lip – Specify Quick Code | Add or Deduct |
|------------|---|---|----------------------|
| 7/8" | SS078 | N/A | No Charge |
| 1-1/8" | (standard) | N/A | |
| 1-1/4" | SS114 | SA114 | |
| 1-3/8" | SS138 | SA138 | |
| 1-1/2" | SS112 | SA112 | |
| 1-3/4" | SS134 | SA134 | Add \$17.00 per lock |
| 2" | SS200 | SA200 | |
| 2-1/4" | SS214 | SA214 | |
| 2-1/2" | SS212 | SA212 | |
| 2-3/4" | SS234 | SA234 | |
| 3" | SS300 | SA300 | |

| Description | Door Thickness | Specify Quick Code | Add or Deduct |
|---------------------------|----------------|--------------------|--------------------------|
| Open Back Strike | 1-3/4" | SB134 | Add \$119.00 per lockset |
| Open Back Strike | 2" | SB200 | Add \$189.00 per lockset |
| Open Back Strike | 2-1/4" | SB214 | |
| Rabbeted front and strike | | SR118 | Add \$123.00 per lockset |

* If door thickness is standard or has been specified and no special door or frame condition exist, then only the first two characters of the optional strike Quick Code must be specified (e.g. "SA").
The correct lip length will be determined by our order entry system based on the standard or specified door thickness.

Door Thickness with Locksets Mortised on Center

(Note: Door thickness with panel not to exceed 2" from centerline of lock.)

| Door Thickness | Sectional Rose Trim Specify Quick Code | Escutcheon ^{1,2} Trim Specify Quick Code | Add or Deduct |
|-------------------|--|---|-------------------------|
| 1-3/4" (standard) | — | — | No Charge |
| 1-3/8" | D138 | D138 | Add \$56.00 |
| 1-7/8" | D178 | N/A | No Charge |
| 2" | D200 | D200 | |
| 2-1/8" | D218 | N/A | |
| 2-1/4" | D214 | D214 | |
| 2-3/8" | D238 | D238 | Add \$92.00 per lockset |
| 2-1/2" | D212 | D212 | |
| 2-5/8" | D258 | D258 | |
| 2-3/4" | D234 | D234 | |
| 2-7/8" | D278 | D278 | |
| 3" | D300 | D300 | |
| 3-1/8" | D318 | D318 | |
| 3-1/4" | D314 | D314 | |
| 3-3/8" | D338 | D338 | |
| 3-1/2" | D312 | D312 | |
| 3-5/8" | D358 | D358 | |
| 3-3/4" | D334 | D334 | |
| 3-7/8" | D378 | D378 | |
| 4" | D400 | D400 | |

Notes:

- For 2-3/8" to 4" door thickness: throughbolts and thumbturn lever spindle for 4" door will be provided. Throughbolts and spindles may be field cut.
- "R" and "L" escutcheons are only available for 1-3/8", 1-3/4" and 2-1/4" door thicknesses.

Panel Applications

| Specify Quick Code | Description | Add or Deduct |
|--------------------|--|-------------------------|
| PNL ¹ | Centerline of lockcase to edge of panel not to exceed 2" | Add \$92.00 per lockset |

Note:

- When ordering, specify door thickness (less panel), panel thickness, and side of door panel will be applied (outside or inside).

Custom Laser Engraving- LASER

Laser engraving processing charge (all engraving types)

- \$250.00 net per order. Charge will be applied to production order when placed.

Single Vanity, Logo or Other (same engraving on all parts)

- Lever - \$10.00 net add each
- Mortise Escutcheon - \$10.00 net add each
- HPSK Paddle - \$10.00 net add each

Unique laser engraving (i.e. Room Number, Apartment Number, etc)

- \$12.00 net add each (per piece)

Miscellaneous Options

| Description | Specify Quick Code | Add or Deduct |
|--|----------------------------|----------------------------|
| Split designs and split finishes | Outside Trim x Inside Trim | Higher set price prevails |
| Spanner head screws | M02 | Add \$29.00 per lockset |
| Torx® head screws (n/a with N escutcheon) | M04 | Add \$35.00 per lockset |
| ANSI wrought strike box | M17 | No Charge |
| Knurling outside and inside | M20** | Add \$204.00 per lockset |
| Knurling outside only | M21** | Add \$102.00 per lockset |
| Knurling inside only | M22** | Add \$102.00 per lockset |
| Abrasive coat outside and inside | M23 ¹ | Add \$124.00 per lockset |
| Abrasive coat inside only | M24 ¹ | Add \$62.00 per lockset |
| Abrasive coat outside only | M25 ¹ | Add \$62.00 per lockset |
| Non-ferrous lockcase | M26 | Add \$368.00 per lockset |
| Lead wrapped case | M29 | Add \$388.00 per lockset |
| Half trim (for ML2010, ML2020, ML2022, ML2024, ML2029, ML2030, ML2032, ML2052, ML2053, ML2055, ML2056, ML2057, ML2058, ML2059, ML2062, ML2065 only) supplied with inside trim only | M30* | Deduct \$40.00 per lockset |
| Working trim only | M31 | See pages 78 thru 94 |
| Latch Hold Back 42, 51, 52, 55, 57 functions | LHB | Add \$60.00 per lockset |
| HPSK Positive Pull Stop Kit (813F068) | | Add \$25.00 |
| HPSK "PUSH" & "PULL" Identification (non-handed) | M38 | \$36.00 |
| HPSK Security Lever (not available on non-keyed functions) | M111 | No Charge |

* Not available with BHSS trim. Requires special application for BLSS, HSS, and HPSK trim.

** All levers provided in a powder coat finish will be supplied with an abrasive coating.

Thumbturn Options

| Specify door thickness | Specify Quick Code | Add or Deduct |
|------------------------|--------------------|--------------------|
| Ergonomic | M34 ² | Add \$21.00 per TT |
| Decorative | MT1 | No Charge |
| Decorative square | MT2 | No Charge |
| Decorative cylinder | MT3 | No Charge |



MT1



MT2



MT3

Notes:

1. Not available with Vineyard™ or Muséo® levers.

2. M34 is not available with M19N, M19VN or M19SN.

Note: Thumbturn backplate will match shape of rose chosen (i.e. round or square)

Indicator Options

| Description | Specify Quick Code | Add or Deduct |
|--|--------------------|--------------------------|
| Single Indicator Outside - Unlocked/Locked - Green/Red | V10 | Add \$165.00 per lockset |
| Single Indicator Outside - Vacant/Occupied - Green/Red | V20 | Add \$165.00 per lockset |
| Single Indicator Outside - Icons Only - Green/Red | V30 | Add \$165.00 per lockset |
| Single Indicator Outside - Unlocked/Locked - White/Red | V40 | Add \$165.00 per lockset |
| Single Indicator Outside - Vacant/Occupied - White/Red | V50 | Add \$165.00 per lockset |
| Single Indicator Outside - Icons Only - White/Red | V60 | Add \$165.00 per lockset |
| Single Indicator Inside - Unlocked/Locked - Green/Red | V01 | Add \$165.00 per lockset |
| Single Indicator Inside - Icons Only - Green/Red | V03 | Add \$165.00 per lockset |
| Single Indicator Inside - Unlocked/Locked - White/Red | V04 | Add \$165.00 per lockset |
| Single Indicator Inside - Icons Only - White/Red | V06 | Add \$165.00 per lockset |
| Double Indicator - Unlocked/Locked - Green/Red (Outside) Unlocked/Locked - Green/Red (Inside) | V11 | Add \$330.00 per lockset |
| Double Indicator - Vacant/Occupied - Green/Red (Outside) Unlocked/Locked - Green/Red (Inside) | V21 | Add \$330.00 per lockset |
| Double Indicator - Icons Only - Green/Red (Outside) Icons Only - Green/Red (Inside) | V33 | Add \$330.00 per lockset |
| Double Indicator - Unlocked/Locked - White/Red (Outside) Unlocked/Locked - White/Red (Inside) | V44 | Add \$330.00 per lockset |
| Double Indicator - Vacant/Occupied - White/Red (Outside) Unlocked/Locked - White/Red (Inside) | V54 | Add \$330.00 per lockset |
| Double Indicator - Icons Only - White/Red (Outside) Icons Only - White/Red (Inside) | V66 | Add \$330.00 per lockset |
| Single Indicator Outside - Secure/Unsecure - Green/Red (Sectional trim only) | M19S | Add \$180.00 per lockset |
| Single Indicator Outside - Vacant/Occupied - Green/Red (Sectional trim only) | M19V | Add \$180.00 per lockset |
| Single Indicator Inside - Secure/Unsecure - Green/Red (Sectional trim only) | M19N | Add \$180.00 per lockset |
| Double Indicator - Secure/Unsecure - Green/Red (Outside) Secure/Unsecure - Green/Red (Inside), (Sectional trim only) | M19SN | Add \$360.00 per lockset |
| Double Indicator - Vacant/Occupied - Green/Red (Outside) Secure/Unsecure - Green/Red (Inside) (Sectional trim only) | M19VN | Add \$360.00 per lockset |
| Outside Engraving with "Lock" and Directional Arrow | EMA | Add \$60.00 per lockset |
| Inside Engraving with "Lock" and Directional Arrow | EMB | Add \$60.00 per lockset |
| Engraving Both Sides with "Lock" and Directional Arrow | EMC | Add \$120.00 per lockset |

French Options for V Series Indicators:

| Description | Specify Quick Code | Add or Deduct |
|--|--------------------|--------------------------|
| Single Indicator Outside - Ouvert/Fermé - Green/Red | V10F | Add \$165.00 per lockset |
| Single Indicator Outside - Libre/Occupée - Green/Red | V20F | |
| Single Indicator Inside - Ouvert/Fermé - Green/Red | V01F | Add \$330.00 per lockset |
| Double Indicator - Ouvert/Fermé - Green/Red (outside) Ouvert/Fermé - Green/Red (inside) | V11F | |
| Double Indicator - Ouvert/Fermé - Green/Red (outside) Libre/Occupée - Green/Red (inside) | V21F | |

Sectional Trim Retrofit Kits for V Series Indicators (for M19 indicator refer to parts pages)

| Description | Model # | List Price |
|---------------------------------|---------|------------|
| Keyed Functions | ML190 | \$270.00 |
| Cointurn for Emergency Override | ML193 | \$270.00 |
| Thumbturn | ML194 | \$270.00 |
| No Input - Blank | ML197 | \$270.00 |

NOTES:

When ordering sectional trim retrofit kits, specify finish, hand and V code required. i.e. ML190 x RH x 626 x V01. Kits accommodate indicators on one side of the door only. If indicators are required for both sides, 2 kits must be ordered as required by function. Add for indicator does not apply.

For escutcheon retrofit kits, specify function, trim, hand, finish and V code required X M31 option. See pages 78 thru 111 for pricing, add for indicator also applies.

Ordering Examples:

| Function | Lever | Rose | Hand | Finish | Options |
|----------|-------|------|------|--------|---------|
| ML2002 | NS | A | RH | 626 | V01 |

Double cylinder classroom intruder function x sectional trim x single indicator inside – Unlocked/Locked – Green/Red.

| Function | Lever | Escutcheon | Hand | Finish | Options |
|----------|-------|------------|------|--------|-----------|
| ML2060 | NS | VN | RH | 626 | V21 x EMB |

Privacy function x escutcheon trim x double indicator – Vacant/Occupied – Green/Red (Outside) Unlocked/Locked – Green/Red (Inside) x inside engraving with "lock" and directional arrow.

NOTES:

- M19 series indicators are not available with BHSS or BLSS trims.
- V series indicators are not available with BHSS, BLSS, HSS or HPSK trims.
- EMA, EMB and EMC are only for use with V series indicators, for all other engraving, please refer to custom engraving options.
- Contact customer service for other available or custom indicator wording and/or colors.

Indicators and directional arrow engraving are available with the following functions:

ML2002, ML2003, ML2011, ML2012, ML2013, ML2017, ML2020, ML2022, ML2024, ML2029, ML2030, ML2040, ML2048, ML2049, ML2059, ML2060, ML2062, ML2065, ML2067, ML2068, ML2069, ML2072, ML2073, ML2075, ML2082, ML2092, ML20608 x NAC x SEC x PHR, ML20609 x NAC x SEC x PHR.

Please refer to the ML2000 Series catalog for more information.

| | |
|---|-----|
| MicroShield® Healthcare Hardware | 120 |
| Cylindrical Locks | |
| CLX3300 Series with BHSS Trim | 121 |
| CLX3300 Series Cylinder and Miscellaneous Options | 122 |
| Mortise Locks | |
| ML2000 Series with BHSS Trim | 126 |
| ML2000 Series with BLSS Trim | 127 |
| ML2000 Series with HSS Trim | 128 |
| ML2000 Series with HPSK Trim | 129 |
| ML2000 Series Cylinder and Miscellaneous Options | 130 |
| Tubular Locks | |
| HP3000 Series with HPSK Trim | 133 |
| HP3000 Series Miscellaneous Options | 134 |

MicroShield®

Look for the *MicroShield* icon.

MicroShield®

As part of their promise to provide innovative solutions to their customers, certain ASSA ABLOY Group brands offer the MicroShield® technology, a silver-based antimicrobial coating designed to inhibit the growth of bacteria.

MicroShield® is a registered trademark of ASSA ABLOY Access and Egress Hardware Group, Inc.

| Product | Trim | MicroShield® Coated Components |
|---------------------|-----------------------|--|
| Healthcare Hardware | BHSS, BLSS, HSS, HPSK | Knobs/Levers, roses and/or escutcheons |

AVAILABLE FINISHES

- MicroShield® is available on 626 and 630. Other finishes available by Special Product Application Request Form only.
- Specify 626C (satin chrome plated) or 630C (satin stainless steel) when ordering.
- MicroShield® coating will be applied over 626 and 630 finishes. All components will match 626.

Note: MicroShield® coating will only be applied to "high touch" components.

HOW TO ORDER

| Product | How to Order |
|---------------|----------------------------|
| Mortise Locks | ML2055 x BHSS x 630C x RHR |

| Description | Add |
|-----------------------------------|-------------|
| Cylindrical Locks & Mortise Locks | Add \$95.00 |

Cylindrical Locks



Standard Features

Handing

Handed – must specify

Door Thickness

1-3/4" – 2"

Backset

2-3/4"

Strike

ANSI curved lip

4-7/8" x 1-1/4" x 1-1/4" lip to center

Cylinder

Brass, 6-pin, L4 keyway, 0-bitted

Keys

Two nickel silver keys

Case Quantity

2

Case Weight

30 lbs



BHSS

Lever: Cast

Escutcheon: Cast

Ordering Examples

Stock Order

| Quantity | Series/Function | Trim | Finish | Hand |
|----------|-----------------|------|--------|------|
| 100 | CLX3355 | BHSS | 630 | RHR |

Contract/Detailed Order

| Quantity | Keyset | Series/Function | Trim | Finish | Hand | Strike | Misc. Options | Cylinder and Keying |
|----------|--------|-----------------|------|--------|------|--------|---------------|---------------------|
| 24 | AA1 | CLX3355 | BHSS | 630 | RHR | SA112 | M17 | 7P-VKC3 |

| Product Number | Function | Description | 630 |
|----------------|-----------------|--------------------|------------|
| CLX3310 | Non-Keyed | Passage | \$1,963.00 |
| CLX3330 | | Privacy | \$2,087.00 |
| CLX3351 | Single Cylinder | Entrance | \$2,219.00 |
| CLX3355 | | Classroom | |
| CLX3357 | | Storeroom | |
| CLX3361 | | Entrance | |
| CLX3375 | Double Cylinder | Corridor/Dormitory | \$2,319.00 |
| CLX3332 | | Institution | \$2,353.00 |
| CLX3382 | | Store Door | |
| CLX33903* | Electrified | Fail Safe | \$2,696.00 |
| CLX33905* | | Fail Secure | |

Note: Units are handed and are not field reversible. Lock handing must be specified on order.

***ElectroLynx®**

As part of their promise to provide innovative, fast and effective, and higher security solutions to their customers, ASSA ABLOY Group companies offer ElectroLynx, a universal quick-connect system that simplifies the electrification of the door opening. ElectroLynx® is a registered trademark of ASSA ABLOY, Inc.

Cylinder Options

| Description | Specify Quick Code | Add or Deduct |
|---|--------------------|------------------------------|
| Conventional 6-pin | (standard) | No Charge |
| Conventional 7-pin | 7P | Add \$2.00 per cylinder |
| Less Cylinder(s) | LC | Deduct \$115.00 per cylinder |
| LFIC | | |
| LFIC 6-pin | C6 | Add \$108.00 per cylinder |
| LFIC 6-pin Less Core | CL6 | No Charge |
| LFIC 6-pin with Temporary Construction Core (Red) | CT6R | Add \$108.00 per cylinder |
| LFIC 6-pin with Temporary Construction Core (Blue) | CT6B | Add \$108.00 per cylinder |
| LFIC 6-pin with Temporary Construction Core (Green) | CT6G | Add \$108.00 per cylinder |
| LFIC 6-Pin Disposable Core | CT6D | No Charge |
| LFIC 7-pin | C7 | Add \$110.00 per cylinder |
| LFIC 7-pin Less Core | CL7 | No Charge |
| LFIC 7-pin with Temporary Construction Core (Red) | CT7R | Add \$110.00 per cylinder |
| LFIC 7-pin with Temporary Construction Core (Blue) | CT7B | Add \$110.00 per cylinder |
| LFIC 7-pin with Temporary Construction Core (Green) | CT7G | Add \$110.00 per cylinder |
| LFIC 7-Pin Disposable Core | CT7D | No Charge |
| SFIC (all lever designs) | | |
| SFIC 6-pin | C6S | Add \$97.00 per cylinder |
| SFIC 6-pin with Temporary Construction Core (Blue) | CT6SB | Add \$97.00 per cylinder |
| SFIC 6-pin or 7-pin Temporary Disposable core | CTSD | No Charge |
| SFIC 7-pin | C7S | Add \$97.00 per cylinder |
| SFIC 7-pin with Temporary Construction Core (Blue) | CT7SB | Add \$97.00 per cylinder |
| Security | | |
| Security | HS | Add \$161.00 per cylinder |
| Security LFIC | CHS | Add \$268.00 per cylinder |
| Access 3 | | |
| Access 3® Patented Fixed Core | AP | No Charge |
| Access 3® Security Fixed Core | AS | Add \$81.00 per cylinder |
| Access 3® High Security Fixed Core | AHS | Add \$115.00 per cylinder |
| Access 3® Patented LFIC | ACP | Add \$108.00 per cylinder |
| Access 3® Security LFIC | ACS | Add \$189.00 per cylinder |
| Access 3® High Security LFIC | ACHS | Add \$223.00 per cylinder |
| Pyramid | | |
| Pyramid Security Fixed Core | PS | Add \$87.00 per cylinder |
| Pyramid Security LFIC | PCS | Add \$188.00 per cylinder |
| Pyramid High Security Fixed Core | PHS | Add \$126.00 per cylinder |
| Pyramid High Security LFIC | PCHS | Add \$232.00 per cylinder |
| Pyramid with Temporary Construction Core | CTP | Add \$108.00 per cylinder |
| Pyramid Disposable Core | CTPD | No Charge |
| Pyramid LFIC Less Core | CLP | No Charge |
| Other | | |
| Lockset furnished in Schlage® C Keyway | C | No Charge |
| Lockset furnished in Sargent® LA Keyway | LA | No Charge |

Continued on next page

| Cylinder Options (continued) & Keying Options* | | |
|--|--------------------|--------------------------------|
| Description | Specify Quick Code | Add or Deduct |
| Keying and Keys | | |
| 0-bitted with 2 Blank Keys | (standard) | No Charge |
| Keyed Random | KR | |
| Construction Master Keyed ¹ | CMK | Add \$16.00 per cylinder |
| More than 2 Keys | KY# (e.g., KY6) | See page 33 - Cut Keys Section |
| Master Keying | | |
| Master keyed (all cylinders except CR8000, CR8020, CR8027, CR8200, CR8500, CR8600, CR8700) | MK | Add \$16.00 per cylinder |
| Master keyed Pyramid (except CR8020, CR8027 LFIC cores) | MK | |
| Master keyed Security (including LFIC cylinder and core) | MK | |
| Master keyed Access 3 (except CR8500, CR8600, CR8700 LFIC cores) | MK | |
| Master keyed (CR8000, CR8020, CR8027, CR8200, CR8500, CR8600, CR8700) | MK-IC | No Charge |
| Master keyed to customer bittings or sample key | MK-CB | Add \$16.00 per cylinder |
| Visual Key Control (VKC) | | |
| No bitting or keyset stamping on keys | VKC0 | \$4.50 |
| Keys only | VKC1 | No Charge |
| Cylinders and keys (not for AS, AHS, ACS, ACHS, HS, CHS, PHS or PCHS) | VKC2 | \$8.00 |
| Cylinders only (not for AS, AHS, HS, ACS, ACHS, CHS, PHS or PCHS) | VKC3 | |
| Concealed Key Control (CKC) | | |
| CKC cylinders with VKC keys | CKC2 | \$8.00 |
| CKC cylinders only (not for AS, AHS, ACS, ACHS, PHS, PCHS) | CKC3 | |

Notes:

1. CMK Construction master keying charge is in addition to master keying charge and is not available in interchangeable core, Access 3, Pyramid, or Security series.

*Double cylinder keying: unless otherwise specified, both cylinders of 32 functions will be keyed alike. If different keying is required, specify outside cylinder first, then inside cylinder. For key bows other than 10 and 90, specify 'KB' + bow number as Quick Code, e.g. KB12.

Door Thickness Options

| Description | Specify Quick Code | Add or Deduct |
|-------------|--------------------|---------------|
| 1-3/4" - 2" | (standard) | No Charge |

Backset Options

| Description | Specify Quick Code | Add or Deduct |
|-------------|--------------------|-------------------------|
| 2-3/4" | B234 (standard) | No Charge |
| 3-3/4" | B334 | Add \$15.00 per lockset |
| 5" | B500 | Add \$24.00 per lockset |

Strike Options* (to purchase strike separately, see catalog or parts manual for part no.)

| Lip Length | ANSI Curved Lip Specify Quick Code | Curved Lip Box Specify Quick Code | Full Lip Specify Quick Code | Add or Deduct |
|------------|------------------------------------|-----------------------------------|-----------------------------|----------------------|
| 1" | SA100 | SC100 | | No Charge |
| 1-1/8" | SA118 | SC118 | SF118 | |
| 1-1/4" | SA114 (standard) | SC114 | | |
| 1-3/8" | SA138 | SC138 | | |
| 1-1/2" | SA112 | SC112 | | |
| 1-3/4" | SA134 | SC134 | | Add \$17.00 per lock |
| 2" | SA200 | SC200 | | |
| 2-1/4" | SA214 | SC214 | | |
| 2-1/2" | SA212 | SC212 | | |
| 2-3/4" | SA234 | SC234 | | |
| 3" | SA300 | SC300 | | |

*If door thickness is standard or has been specified and no special door or frame condition exist, then only the first two characters of the optional strike Quick Code must be specified (e.g. "SC").
The correct lip length will be determined by our order entry system based on the standard or specified door thickness.

Miscellaneous Options

| Description | Specify Quick Code | Add or Deduct |
|--|--------------------|--------------------------|
| Torx® head screws (Standard) | M04 | No Charge |
| Less cylinder, with tailpiece for Schlage® 6-pin fixed core cylinder (all designs) | M06 | No Charge |
| Lever to accept 6 or 7-pin SFIC (all designs) | M08 | No Charge |
| Lever to accept SARGENT® 6-pin fixed core cylinder (all designs) | M09 | No Charge |
| 1-1/8" latch front, rounded corners | M13 | Add \$2.50 per latch |
| ANSI wrought strike box | M17 | No Charge |
| Lead lining | M28 | Add \$232.00 per lockset |
| Lever to accept Schlage® LFIC | M69 | No Charge |
| Request to Exit (REX) Switch (Available with CLX33900 and all mechanic functions except dummy) | M92 | \$277.00 |
| Rigid outside lever when locked | M200 | No Charge |
| Less cylinder, with tailpiece for ASSA ABLOY ACCENTRA™ 6-pin fixed core cylinder (all designs) | YC | |
| Less cylinder, with tailpiece for ASSA ABLOY ACCENTRA™ 7-pin fixed core cylinder (all designs) | YC7 | |

Mortise Locks



Standard Features

Handing

Handed – must specify

Door Thickness

1-3/4"

Backset

2-3/4"

Warranty

10 Years

Strike

ANSI curved lip

4-7/8" x 1-1/4" x 1-1/4" lip to center

Cylinder

Brass, 6-pin, L4 keyway, 0-bitted

Keys

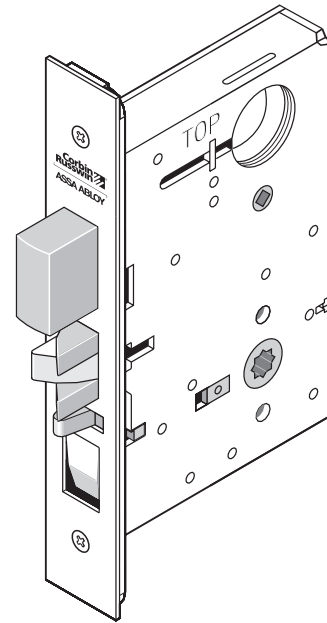
Two nickel silver keys

Case Quantity

2

Case Weight

30 lbs



Ordering Example:

Stock Order

| Quantity | Series/Function | Trim | Finish | Hand |
|----------|-----------------|------|--------|------|
| 100 | ML2055 | BLSS | 630 | RHR |

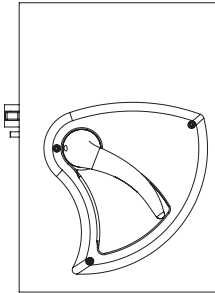
Contract/Detailed Order

| Quantity | Keyset | Series/Function | Trim | Finish | Hand | Strike | Misc. Options | Cylinder and Keying |
|----------|--------|-----------------|------|--------|------|--------|---------------|---------------------|
| 24 | AA1 | ML2055 | BHSS | 630 | RHR | SA200 | M17-M29 | C7-VKC3 |

Lever Design: BHSS

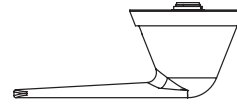
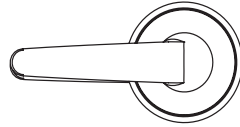
BHSS

Lever: Cast
Escutcheon: Cast



| Function | Product No. | Description | 630 |
|-------------------------------|-------------|---------------------------------------|------------|
| Non-Keyed | ML2010 | Passage | \$2,461.00 |
| | ML2020 | Privacy | \$2,559.00 |
| | ML2030 | Privacy | |
| | ML2060 | Privacy | \$2,529.00 |
| | ML2090 | Full Active Dummy | \$2,122.00 |
| Single Cylinder | ML2003 | Classroom | \$2,622.00 |
| | ML2051 | Office | |
| | ML2055 | Classroom | |
| | ML2056 | Classroom HB | |
| | ML2057 | Storeroom | |
| | ML2069 | Institution Privacy | \$2,643.00 |
| | ML2004 | Classroom | |
| | ML2053 | Entrance | |
| | ML2054 | Entrance | |
| | ML2058 | Entrance Holdback | |
| Single Cylinder with Deadbolt | ML2024 | Entrance | \$2,684.00 |
| | ML2048 | Entrance | |
| | ML2049 | Storeroom Deadbolt | |
| | ML2065 | Dormitory | |
| | ML2059 | Security Storeroom | |
| | ML2067 | Apartment | |
| | ML2073 | Classroom Security | |
| | ML2075 | Entrance/Office | |
| ML2029 | Hotel | \$2,731.00 | |
| Double Cylinder | ML2002 | Classroom Intruder | \$2,747.00 |
| | ML2032 | Institution | |
| | ML2042 | Entrance | |
| | ML2052 | Classroom Intruder | |
| Double Cylinder with Deadbolt | ML2022 | Store Door | \$2,809.00 |
| | ML2062 | Intruder Deadbolt | |
| | ML2072 | Classroom Security Intruder | |
| | ML2082 | Dormitory | |
| | ML2092 | Security Institution | |
| Single Cylinder | ML20906 | Fail Safe/Fail Secure | \$3,047.00 |
| | ML20914 | | |
| No Cylinder Override | ML20907 | Fail Safe/Fail Secure | \$2,748.00 |
| | ML20915 | | |
| Double Cylinder | ML20932 | Fail Safe/Fail Secure | \$3,178.00 |
| | ML20987 | | |
| Single Cylinder | ML20606 | NAC Fail Safe/Fail Secure | \$3,267.00 |
| | ML20608 | | \$3,360.00 |
| No Cylinder Override | ML20607 | NAC Fail Safe/Fail Secure | \$2,967.00 |
| | ML20609 | | \$3,062.00 |
| Full Working Trim | M31 | No cylinder; includes thumbturn lever | \$1,979.00 |

Lever Design: BLSS



BLSS

Lever: Cast
Rose: Wrought

| Function | Product No. | Description | 630 |
|-------------------------------|-------------|---------------------------------------|------------|
| Non-Keyed | ML2010 | Passage | \$2,386.00 |
| | ML2020 | Privacy | \$2,484.00 |
| | ML2030 | Privacy | |
| | ML2060 | Privacy | \$2,454.00 |
| | ML2090 | Full Active Dummy Trim | \$2,047.00 |
| Single Cylinder | ML2003 | Classroom | \$2,547.00 |
| | ML2051 | Office | |
| | ML2055 | Classroom | |
| | ML2056 | Classroom HB | |
| | ML2057 | Storeroom | |
| | ML2069 | Institution Privacy | \$2,568.00 |
| | ML2004 | Classroom | |
| | ML2053 | Entrance | |
| | ML2054 | Entrance | |
| ML2058 | Entrance | \$2,609.00 | |
| ML2068 | Privacy | | |
| Single Cylinder with Deadbolt | ML2024 | Entrance | \$2,609.00 |
| | ML2048 | Entrance | |
| | ML2049 | Storeroom Deadbolt | |
| | ML2059 | Security Storeroom | |
| | ML2065 | Dormitory | |
| | ML2067 | Apartment | \$2,656.00 |
| | ML2073 | Classroom Security | |
| | ML2075 | Classroom | |
| ML2029 | Hotel | \$2,656.00 | |
| Double Cylinder | ML2002 | Classroom Intruder | \$2,672.00 |
| | ML2032 | Institution | |
| | ML2042 | Entrance | |
| | ML2052 | Classroom | |
| Double Cylinder with Deadbolt | ML2022 | Store Door | \$2,734.00 |
| | ML2062 | Intruder | |
| | ML2072 | Classroom | |
| | ML2082 | Dormitory | |
| | ML2092 | Security Institution | |
| Single Cylinder | ML20906 | Fail Safe/Fail Secure | \$2,972.00 |
| | ML20914 | | \$2,972.00 |
| No Cylinder Override | ML20907 | Fail Safe/Fail Secure | \$2,673.00 |
| | ML20915 | | \$2,673.00 |
| Double Cylinder | ML20932 | Fail Safe/Fail Secure | \$3,103.00 |
| | ML20987 | | \$3,103.00 |
| Single Cylinder | ML20606 | NAC Fail Safe/Fail Secure | \$3,192.00 |
| | ML20608 | | \$3,285.00 |
| No Cylinder Override | ML20607 | NAC Fail Safe/Fail Secure | \$2,892.00 |
| | ML20609 | | \$2,987.00 |
| Full Working Trim | M31 | No cylinder; includes thumbturn lever | \$1,904.00 |

Knob Design: HSS

HSS Knob: Brass



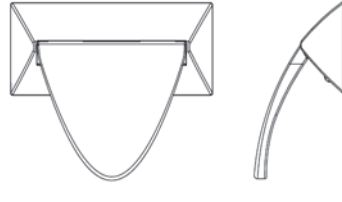
| Function | Product No. | Description | 630 ² |
|-------------------------------|-------------------------------|---|------------------|
| Non-Keyed | ML2010 | Passage | \$2,166.00 |
| | ML2020 | Privacy | \$2,654.00 |
| | ML2060 | Privacy | \$2,620.00 |
| | ML2090 | Full Active Dummy Trim | \$2,201.00 |
| Single Cylinder | ML2003 | Classroom | \$2,717.00 |
| | ML2051 | Office | |
| | ML2055 | Classroom | |
| | ML2056 | Classroom HB | |
| | ML2057 | Storeroom | |
| | ML2069 | Inst. Privacy | \$2,738.00 |
| | ML2004 | Classroom | |
| | ML2053 | Entrance | |
| | ML2054 | Entrance | |
| | ML2058 | Entrance | |
| | Single Cylinder with Deadbolt | ML2024 | Entrance |
| ML2048 | | | |
| Double Cylinder | ML2002 | Classroom Intruder | \$2,842.00 |
| | ML2032 | Institution | |
| | ML2042 | Entrance | |
| | ML2052 | Classroom | |
| Double Cylinder with Deadbolt | ML2022 | Store Door | \$2,904.00 |
| | ML2092 | Security Inst | |
| Deadlock | ML2011 | Single Cylinder | \$845.00 |
| | ML2012 | Double Cylinder | \$970.00 |
| | ML2013 | Cylinder x Thumbturn | \$881.00 |
| | ML2017 | Classroom Function Cylinder x Thumbturn | |
| Single Cylinder | ML20906 | Fail Safe/Fail Secure | \$3,145.00 |
| | ML20914 | | |
| No Cylinder Override | ML20907 | Fail Safe/Fail Secure | \$3,014.00 |
| | ML20915 | | |
| Double Cylinder | ML20932 | Fail Safe/Fail Secure | \$3,277.00 |
| | ML20987 | | |

Notes:

1. Sectional lever trim x HSS available.
2. 619 finish provided to match 630 finish.

Lever Design: HPSK

HPSK
Lever: Cast
Rose: Wrought



| Function | Product No. | Description | 630 |
|-------------------------------|--------------------|---------------------------------------|------------|
| Non-Keyed | ML2010 | Passage | \$1,531.00 |
| | ML2020 | Privacy | \$1,601.00 |
| | ML2030 | Privacy | |
| | ML2060 | Privacy | \$1,566.00 |
| | ML2090 | Full Active Dummy Trim | \$1,567.00 |
| Single Cylinder | ML2003 | Classroom | \$1,664.00 |
| | ML2051 | Office | |
| | ML2055 | Classroom | |
| | ML2056 | Classroom | |
| | ML2057 | Storeroom | |
| | ML2069 | Institution Privacy | \$1,685.00 |
| | ML2004 | Classroom | |
| | ML2053 | Entrance | |
| | ML2054 | Entrance | |
| | ML2058 | Entrance Holdback | |
| Single Cylinder with Deadbolt | ML2068 | Privacy or Apartment | \$1,726.00 |
| | ML2024 | Entrance | |
| | ML2048 | Entrance | |
| | ML2065 | Dormitory | |
| | ML2059 | Security Storeroom | |
| | ML2067 | Apartment | |
| | ML2073 | Classroom Security | |
| | ML2075 | Entrance/Office | |
| Double Cylinder | ML2029 | Hotel | \$1,772.00 |
| | ML2002 | Classroom Intruder | \$1,789.00 |
| | ML2032 | Institution | |
| | ML2042 | Entrance | |
| | ML2052 | Classroom Intruder | |
| ML2087 | Security Vestibule | | |
| Double Cylinder with Deadbolt | ML2022 | Store Door | \$1,851.00 |
| | ML2062 | Intruder Deadbolt | |
| | ML2072 | Classroom Security Intruder | |
| | ML2082 | Dormitory | |
| | ML2092 | Security Institution | |
| Single Cylinder | ML20906 | Fail Safe/Fail Secure | \$2,043.00 |
| | ML20914 | | |
| No Cylinder Override | ML20907 | Fail Safe/Fail Secure | \$1,911.00 |
| | ML20915 | | |
| Double Cylinder | ML20932 | Fail Safe/Fail Secure | \$2,175.00 |
| | ML20987 | | |
| Full Working Trim | M31 | No cylinder, includes thumbturn lever | \$878.00 |

Part of a continuum of Safer2Open™ low-touch and touchless door hardware solutions from ASSA ABLOY.

| Cylinder & Keying Options | | |
|--|---------------------------|------------------------------|
| Description | Specify Quick Code | Add or Deduct |
| Conventional 6-pin | (standard) | No Charge |
| Conventional 7-pin | 7P | Add \$2.00 per cylinder |
| Less Standard Cylinder | LC | Deduct \$125.00 per cylinder |
| LFIC | | |
| LFIC 6-pin | C6 | Add \$108.00 per cylinder |
| LFIC 6-pin Less Core | CL6 | No Charge |
| LFIC 6-pin with Temporary Construction Core (Red) | CT6R | Add \$108.00 per cylinder |
| LFIC 6-pin with Temporary Construction Core (Blue) | CT6B | Add \$108.00 per cylinder |
| LFIC 6-pin with Temporary Construction Core (Green) | CT6G | Add \$108.00 per cylinder |
| LFIC 6-pin with Temporary Disposable Core | CT6D | No Charge |
| LFIC 7-pin | C7 | Add \$110.00 per cylinder |
| LFIC 7-pin Less Core | CL7 | Add \$2.00 per cylinder |
| LFIC 7-pin with Temporary Construction Core (Red) | CT7R | Add \$110.00 per cylinder |
| LFIC 7-pin with Temporary Construction Core (Blue) | CT7B | Add \$110.00 per cylinder |
| LFIC 7-pin with Temporary Construction Core (Green) | CT7G | Add \$110.00 per cylinder |
| LFIC 7-pin with Temporary Disposable Core | CT7D | Add \$2.00 per cylinder |
| SFIC | | |
| SFIC 6-pin | C6S | Add \$97.00 per cylinder |
| SFIC 6-pin with Less Core | CLS6 | No Charge |
| SFIC 6-pin with Temporary Construction Core (Blue) | CT6SB | Add \$97.00 per cylinder |
| SFIC 6-pin with SFIC disposable temporary core | CT6SD | No Charge |
| SFIC 7-pin | C7S | Add \$97.00 per cylinder |
| SFIC 7-pin with Less Core | CLS7 | No Charge |
| SFIC 7-pin with Temporary Construction Core (Blue) | CT7SB | Add \$97.00 per cylinder |
| SFIC 7-pin with SFIC disposable temporary core | CT7SD | No Charge |
| Security | | |
| Security ⁴ | HS | Add \$164.00 per cylinder |
| Security LFIC ^{1,4} | CHS | Add \$268.00 per cylinder |
| Access 3 | | |
| Access 3 Patented | AP | No Charge |
| Access 3 Security | AS | Add \$81.00 per cylinder |
| Access 3 High Security, UL 437 | AHS | Add \$115.00 per cylinder |
| Access 3 LFIC Patented | ACP | Add \$108.00 per cylinder |
| Access 3 LFIC Security | ACS | Add \$189.00 per cylinder |
| Access 3 LFIC High Security, UL 437 | ACHS | Add \$223.00 per cylinder |
| Pyramid | | |
| Pyramid Security Fixed Core ² | PS | Add \$87.00 per cylinder |
| Pyramid Security LFIC | PCS | Add \$188.00 per cylinder |
| Pyramid High Security Fixed Core | PHS | Add \$130.00 per cylinder |
| Pyramid High Security LFIC | PCHS | Add \$232.00 per cylinder |
| Pyramid LFIC with Temporary Construction Core ³ | CTP | Add \$108.00 per cylinder |
| Pyramid LFIC with Temporary Disposable Core ³ | CTPD | No Charge |
| Pyramid LFIC Less Core ² | CLP | No Charge |

Notes:

1. CHS ordered with CT6 option no charge.
2. Pyramid series and LFIC-7 pin are not available in ML2029 function.
3. Refer to Key construction core program, pg. 63 for example of CTP option pricing.
4. For existing systems only.

| Cylinder & Keying Options* (continued) | | | |
|---|---|---|----------------------|
| Description | Specify Quick Code | Add or Deduct | |
| 0-Bitted with two blank keys ⁵ | STDKEY | No Charge | |
| Keyed Random ⁴ | KR | No Charge | |
| Master keyed (all cylinders except 8000, 8020, 8027, 8200) | MK | Add \$16.00 per cylinder | |
| Master keyed Pyramid | MK | Add \$16.00 per cylinder | |
| Master keyed Security (including LFIC cylinder and core) | MK | Add \$16.00 per cylinder | |
| Master keyed (8000, 8020, 8027, 8200) | MK-IC | No Charge | |
| Master keyed to customer bittings or sample key | MK-CB | Add \$16.00 per cylinder | |
| Construction master keyed ^{1,2} | CMK | Add \$16.00 per cylinder | |
| Visual key control (VKC) | | | |
| - No Stamping | VKC0 | \$4.50 | |
| - Keys only | VKC1 | No Charge | |
| - Cylinders and Keys ³ | VKC2 | \$8.00 | |
| - Cylinders only ³ | VKC3 | \$8.00 | |
| Concealed key control (CKC) | | | |
| - CKC cylinders with VKC keys | CKC2 | \$8.00 | |
| - CKC cylinders only ³ | CKC3 | \$8.00 | |
| More than 2 keys per lock | KY# (e.g., KY6) | See page 33 - Cut Keys Section | |
| <p>*Double Cylinder Keying: Unless otherwise specified, both cylinders of ML2012, 2022, 2032, 2052, 2062, 2072, 2082, 2092 function locks will be keyed alike. The inside cylinder of 42 function locks will be keyed to the master key(s) only, while the outside cylinder will include the change key. If different is required, specify outside cylinder first, then inside cylinder. For key bows other than 10 and 90, specify "KB" + bow number as Quick Code, e.g. KB12. No extra charge.</p> <p>Notes: 1. CMK Construction master keying charge is in addition to master keying charge. 2. CMK Construction master keying is not available in interchangeable core, Access 3, Pyramid, or Security series. 3. VKC2, VKC3, CKC3 are not available in Pyramid or Security series. 4. Pyramid series is not available keyed random. 5. Security series is not available 0-bitted.</p> | | | |
| Strike Options* | | | |
| (To purchase strike separately, see catalog or parts manual for part no.) | | | |
| Lip Length | ANSI Straight Lip – Specify Quick Code | ANSI Curved Lip – Specify Quick Code | Add or Deduct |
| 7/8" | SS078 | N/A | No Charge |
| 1-1/8" | (standard) | N/A | |
| 1-1/4" | SS114 | SA114 | |
| 1-3/8" | SS138 | SA138 | |
| 1-1/2" | SS112 | SA112 | |
| 1-3/4" | SS134 | SA134 | Add \$17.00 per lock |
| 2" | SS200 | SA200 | |
| 2-1/4" | SS214 | SA214 | |
| 2-1/2" | SS212 | SA212 | |
| 2-3/4" | SS234 | SA234 | |
| 3" | SS300 | SA300 | |
| <p>* If door thickness is standard or has been specified and no special door or frame condition exist, then only the first two characters of the optional strike Quick Code must be specified (e.g. "SA"). The correct lip length will be determined by our order entry system based on the standard or specified door thickness.</p> | | | |

Door Thickness with Locksets Mortised on Center

| Door Thickness | Specify Quick Code | Add or Deduct |
|-------------------|--------------------|---------------|
| 1-3/4" (standard) | — | No Charge |
| 2" | D200 | |
| 2-1/4" | D214 | |

Miscellaneous Options

| Description | Specify Quick Code | Add or Deduct |
|--|--------------------|--------------------------|
| Spanner head screws | M02 | Add \$29.00 per lockset |
| Torx® head screws (Standard) | M04 | No Charge |
| ANSI wrought strike box | M17 | No Charge |
| Lead wrapped case | M29 | Add \$388.00 per lockset |
| Latch Hold Back 42, 51, 52, 55, 57 functions | LHB | Add \$60.00 per lockset |
| HPSK Positive Pull Stop Kit (813F068) | | Add \$25.00 |
| HPSK "PUSH" & "PULL" Identification (non-handed) | M38 | \$36.00 |
| HPSK Security Lever (not available on non-keyed functions) | M111 | No Charge |

Tubular Locks



Standard Features

Handing

Passage (HP3010) function is non-handed
Privacy (HP3020) function is handed

Door Thickness

1-3/4" (44mm) standard.
Optional door thicknesses available

Backset (5" – Standard)

5" (127mm) standard.
Optional: 2-3/4" (70mm) and 7" (177mm)

Strike

ANSI curved lip strike standard,
4-7/8" x 1-1/4" x 1-1/4" lip to center.

Optional strikes, lip lengths and ANSI
wrought strike box available

Latchbolt

Brass, 1/2" (13mm) throw

Covers

Cast stainless steel

Paddles

Cast stainless steel



Ordering Example

Stock Order

| Series/Function | Trim | Finish | Hand* |
|-----------------|------|--------|-------|
| HP3010 | HPSK | 630 | RH |

*Passage (HP3010) function is non-handed and privacy (HP3020) function is handed.

| Function | Description | 630 |
|----------|-------------|----------|
| HP3010 | Passage | \$654.00 |
| HP3020 | Privacy | \$849.00 |

Part of a continuum of Safer2Open™ low-touch and touchless door hardware solutions from ASSA ABLOY.

Strike Options

| Lip to Center | ANSI Curved Lip. Specify | Curved Lip Box. Specify | Full Lip. Specify | Add or Deduct |
|---------------|--------------------------|-------------------------|-------------------|----------------------|
| 1" (25mm) | SA100 | SC100 | | No Charge |
| 1-1/8" (29mm) | SA118 | SC118 | | |
| 1-1/4" (32mm) | (standard) | SC114 | SF114* | |
| 1-3/8" (35mm) | SA138 | SC138 | | |
| 1-1/2" (38mm) | SA112 | SC112 | | |
| 1-3/4" (44mm) | SA134 | SC134 | | Add \$17.00 per lock |
| 2" (51mm) | SA200 | SC200 | | |
| 2-1/4" (57mm) | SA214 | SC214 | | |
| 2-1/2" (28mm) | SA212 | SC212 | | |
| 2-3/4" (70mm) | SA234 | SC234 | | |
| 3" (76mm) | SA300 | SC300 | | |

* Specify SFR114 for rounded corner.

Door Thickness Options

| Description | Specify Quick Code | Add or Deduct |
|---------------|--------------------|---------------|
| 1-3/4" (44mm) | (standard) | No Charge |
| 2" (51mm) | D200 | |

Backset Options

| Description | Specify Quick Code | Add or Deduct |
|---------------|--------------------|------------------------|
| 2-3/4" (70mm) | B234 | No Charge |
| 5" (127mm) | (standard) | |
| 7" (177mm) | B700 | Add \$6.00 per lockset |

Miscellaneous Options

| Description | Specify Quick Code | Add or Deduct |
|---|--------------------|--------------------------|
| Spanner head screws | M02 | Add \$29.00 per lockset |
| Torx® head screws | M04 | Add \$35.00 per lockset |
| Latch front, rounded corners | M13 | Add \$2.50 per latch |
| ANSI wrought strike box | M17 | No Charge |
| Lead lining. Specify Push or Pull side. | M28 | Add \$412.00 per lockset |
| "PUSH & PULL" Identification* | M38 | Add \$36.00 |
| Retrofit Kit (part no. 791F39) | | Add \$80.00 |
| HP3000 Positive Pull Stop Kit (813F068) | | Add \$25.00 |

| | |
|---|-----|
| MicroShield® Cylindrical Locksets Finishes, How to Order, Pricing | 136 |
| TL3700 Muséo Series Tubular Locksets: | |
| TL3700 Series: Muséo Georgia, Jackson, Marc, Salvador Levers & Inspire Trim: | 137 |
| TL3700 Series: Muséo Georgia, Jackson, Josef, Laszlo, Marc, Salvador Levers & Roses | 138 |
| TL3700 Series: Muséo Josef, Georges Levers & Roses | 139 |
| TL3700 Series: Muséo Piet Levers & Roses | 140 |
| TL3700 Series: Options | 141 |
| Grade 1 Vandal Resistant Cylindrical Lever Locksets CL3100 Series: | |
| CL3100 Series Standard Features, Ordering Examples | 142 |
| CL3100 Series Lever Designs | 143 |
| CL3100 Series Cylinder Options | 144 |
| CL3100 Series Keying Options | 145 |
| CL3100 Series Door Thickness, Backset, Strike Options | 146 |
| CL3100 Series Miscellaneous Options | 147 |
| Grade 1 Heavy-Duty Cylindrical Lever Locksets CLX3300 Series: | |
| CLX3300 Series Standard Features & Ordering Examples | 148 |
| CLX3300 Series Lever Designs | 149 |
| CLX3300 Series Cylinder Options | 150 |
| CLX3300 Series Keying Options | 151 |
| CLX3300 Series Door Thickness, Backset, Strike Options | 152 |
| CLX3300 Series Miscellaneous Options | 153 |
| Grade 2 Standard-Duty Lever Locksets CL3800 Series: | |
| CL3800 Series Standard Features & Ordering Options | 154 |
| CL3800 Series Lever Designs | 155 |
| CL3800 Series Cylinder & Keying Options | 156 |
| CL3800 Series Door Thickness, Backset, Strike, Miscellaneous Options | 157 |
| Grade 1 Cylindrical Knob Locksets CK4300 Series: | |
| CK4300 Series Standard Features & Ordering Example | 158 |
| CK4300 Series Knob Designs, Cylinder Keying Options | 159 |
| CK4300 Series Strike, Backset, Door Thickness, Miscellaneous Options | 160 |
| Grade 2 Cylindrical Knob Locksets CK4800 Series: | |
| CK4800 Series Standard Features & Ordering Example | 161 |
| CK4800 Series Knob Designs, Cylinder & Keying Options, Backset Options | 162 |
| CK4800 Series Strike, Miscellaneous Options | 163 |

MicroShield®

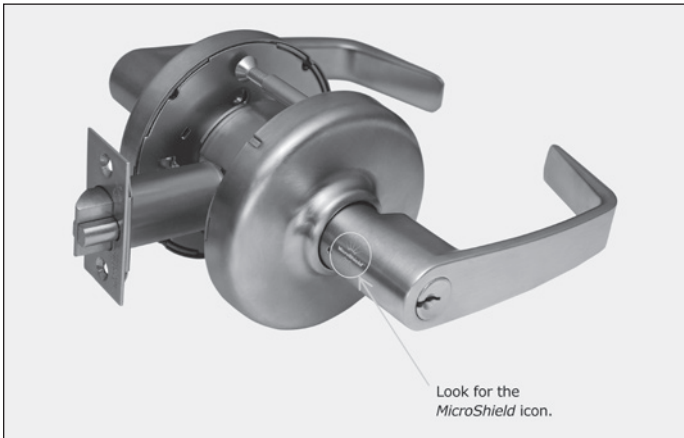
Look for the *MicroShield* icon.

TL3700
CL3100
CLX3300
CL3800

MicroShield®

As part of their promise to provide innovative solutions to their customers, certain ASSA ABLOY Group brands offer the MicroShield® technology, a silver-based antimicrobial coating designed to inhibit the growth of bacteria.

MicroShield® is a registered trademark of ASSA ABLOY Access and Egress Hardware Group, Inc.



| Product | Series | MicroShield® Coated Components |
|-------------------|------------------------------------|--------------------------------|
| Cylindrical Locks | CL3100, CLX3300, and CL3800 Series | Levers*, roses |

AVAILABLE FINISHES

- MicroShield® is available on 619 and 626. Other finishes available by Special Product Application Request Form only.
- Specify 619C (satin nickel plated) or 626C (satin chrome plated) when ordering.
- MicroShield® coating will be applied over 619 and 626 finishes. All components will match 626.

* MicroShield® coating will only be applied to "high touch" components.

HOW TO ORDER

| Product | How to Order |
|-------------------|----------------------|
| Cylindrical Locks | CLX3355 x NZD x 626C |

| Description | Add |
|-------------------|-------------|
| Cylindrical Locks | Add \$95.00 |


Tubular Locksets

TL3700 Series: Muséo Levers and Inspire™ Roseless Trim

USA & Canada Prices Effective March 1, 2024



contemporary trim to complement the interior design of your next project



¹ Handed: specify hand when ordering
² Contact factory for current lead time

613E Dark Oxidized Satin Bronze - Equivalent
 626 Satin Chromium Plated
 BSP Black Suede Powder Coat
 WSP White Suede Powder Coat

605 Bright Brass, Clear Coated
 606 Satin Brass, Clear Coated
 611 Bright Bronze, Clear Coated
 612 Satin Bronze, Clear Coated
 613 Dark Oxidized Satin Bronze, Oil Rubbed
 613L Dark Oxidized Satin Bronze, Clear Coated
 618 Bright Nickel Plated
 619 Satin Nickel Plated
 625 Bright Chromium Plated
 629* Bright Stainless Steel
 630* Satin Stainless Steel
 722 Black Oxidized Bronze, Oil Rubbed

Function

| | | | |
|---------|----------------------------------|----------|----------|
| TL3710 | Passage Set | \$398.00 | \$408.00 |
| TL3710A | Passage Set-3 Hour | \$405.00 | \$415.00 |
| TL3720 | Privacy Set | \$424.00 | \$434.00 |
| TL3720A | Privacy Set-3 Hour | \$431.00 | \$441.00 |
| TL3750 | Single Lever Pull-Through Bolted | \$206.00 | \$211.00 |
| TL3770 | Double Lever Pull | \$328.00 | \$338.00 |
| TL3780 | Communicating Set | \$398.00 | \$408.00 |
| TL3780A | Communicating Set-3 Hour | \$405.00 | \$415.00 |

Ordering Example Details

TL3710 Passage: Non-Keyed tubular lock
 102J Georgia Family Lever, J Collar
 626 Satin Chrome Finish
 LH Left Handed

Complete Lockset

| Quantity | Series/Function | Trim | Finish | Hand |
|----------|-----------------|------|--------|------|
| 24 | TL3710 | 102J | 626 | LH |

*629 and *630 finish options are Not available for all Muséo levers. Please refer to page 26 for availability.



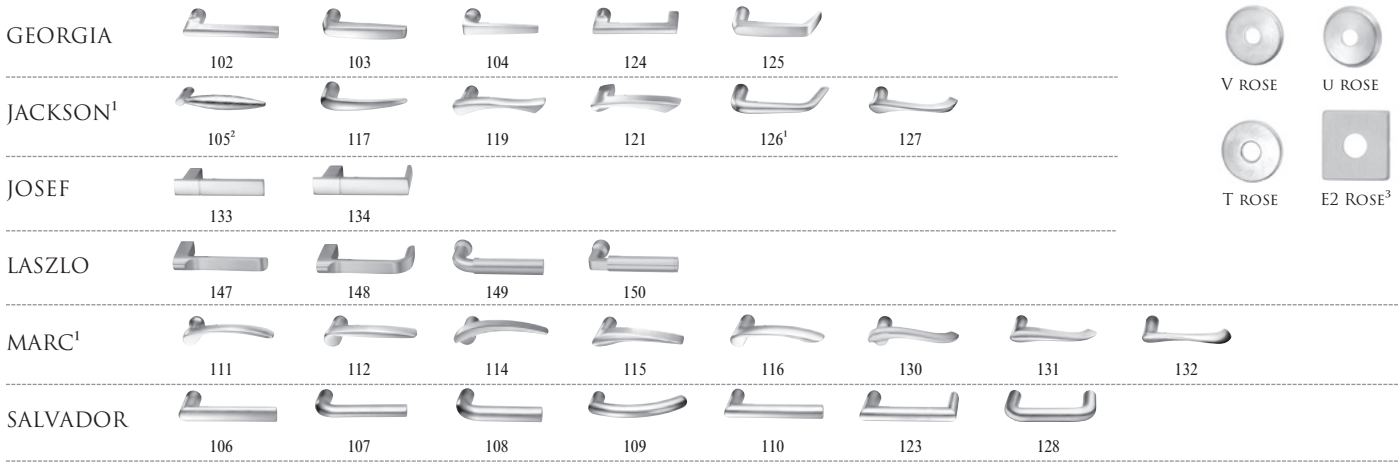
Experience a safer
and more open world

Tubular Locksets

TL3700 Series: Muséo Levers and Roses

USA & Canada Prices Effective March 1, 2024

contemporary trim to complement the interior design of your next project



¹Handed: specify hand when ordering

²Contact factory for current lead time

³**CAUTION:** Cannot retrofit on existing cylindrical lock door preps with through-bolt holes outside the 2-1/8" bored hole (Ex. CLX3300 & CL3800).

| | | | |
|------|---|------|--|
| 613E | Dark Oxidized Satin Bronze - Equivalent | 605 | Bright Brass, Clear Coated |
| 626 | Satin Chromium Plated | 606 | Satin Brass, Clear Coated |
| BSP | Black Suede Powder Coat | 611 | Bright Bronze, Clear Coated |
| WSP | White Suede Powder Coat | 612 | Satin Bronze, Clear Coated |
| | | 613 | Dark Oxidized Satin Bronze, Oil Rubbed |
| | | 613L | Dark Oxidized Satin Bronze, Clear Coated |
| | | 618 | Bright Nickel Plated |
| | | 619 | Satin Nickel Plated |
| | | 625 | Bright Chromium Plated |
| | | 629* | Bright Stainless Steel |
| | | 630* | Satin Stainless Steel |
| | | 722 | Black Oxidized Bronze, Oil Rubbed |

Function

| | | | |
|---------|-----------------------------------|----------|----------|
| TL3710 | Passage Set | \$319.00 | \$329.00 |
| TL3710A | Passage Set-3 Hour | \$327.00 | \$337.00 |
| TL3720 | Privacy Set | \$339.00 | \$349.00 |
| TL3720A | Privacy Set-3 Hour | \$347.00 | \$357.00 |
| TL3750 | Single Lever Pull-Through Bolted | \$173.00 | \$178.00 |
| TL3750S | Single Lever Pull-Surface Mounted | \$141.00 | \$146.00 |
| TL3770 | Double Lever Pull | \$267.00 | \$277.00 |
| TL3780 | Communicating Set | \$319.00 | \$329.00 |
| TL3780A | Communicating Set-3 Hour | \$327.00 | \$337.00 |

Ordering Example Details →

| | |
|--------|---------------------------------|
| TL3710 | Passage: Non-Keyed tubular lock |
| 111T | Marc Lever, T-Rose |
| 626 | Satin Chrome Finish |
| LH | Left Handed |

| Complete Lockset | | | | |
|------------------|-----------------|------|--------|------|
| Quantity | Series/Function | Trim | Finish | Hand |
| 24 | TL3710 | 111T | 626 | LH |

*629 and *630 finish options are Not available for all Muséo levers. Please refer to page 26 for availability.



Experience a safer and more open world

Tubular Locksets

TL3700 Series: Muséo Levers and Roses

USA & Canada Prices Effective March 1, 2024


contemporary levers to complement the interior design of your next project



JOSEF



GEORGES



*Georges Levers 140, 141 and 143 are not available for the following functions: TL3720 and TL3720A

¹Handed: specify hand when ordering

²Contact factory for current lead time

³**CAUTION:** Cannot retrofit on existing cylindrical lock door preps with through-bolt holes outside the 2-1/8" bored hole (Ex. CLX3300 & CL3800).

613E Dark Oxidized Satin Bronze - Equivalent
626 Satin Chromium Plated
BSP Black Suede Powder Coat
WSP White Suede Powder Coat

605 Bright Brass, Clear Coated
606 Satin Brass, Clear Coated
611 Bright Bronze, Clear Coated
612 Satin Bronze, Clear Coated
613 Dark Oxidized Satin Bronze, Oil Rubbed
613L Dark Oxidized Satin Bronze, Clear Coated
618 Bright Nickel Plated
619 Satin Nickel Plated
625 Bright Chromium Plated
629 Bright Stainless Steel
630 Satin Stainless Steel
722 Black Oxidized Bronze, Oil Rubbed

Function

| Function | Price | Price |
|---|----------|----------|
| TL3710 Passage Set | \$445.00 | \$455.00 |
| TL3710A Passage Set-3 Hour | \$452.00 | \$462.00 |
| TL3720* Privacy Set | \$463.00 | \$473.00 |
| TL3720A* Privacy Set-3 Hour | \$470.00 | \$480.00 |
| TL3750 Single Lever Pull-Through Bolted | \$296.00 | \$301.00 |
| TL3750S Single Lever Pull-Surface Mounted | \$264.00 | \$269.00 |
| TL3770 Double Lever Pull | \$393.00 | \$403.00 |
| TL3780 Communicating Set | \$445.00 | \$455.00 |
| TL3780A Communicating Set-3 Hour | \$452.00 | \$462.00 |

Ordering Example Details →

TL3710 Passage: Non-Keyed tubular lock
135E2 Josef Lever, E2 Rose
626 Satin Chrome Finish
LH Left Handed

| Complete Lockset | | | | |
|------------------|-----------------|-------|--------|------|
| Quantity | Series/Function | Trim | Finish | Hand |
| 24 | TL3710 | 135E2 | 626 | LH |



Experience a safer and more open world

Tubular Locksets

TL3700 Series: Muséo Levers and Roses

USA & Canada Prices Effective March 1, 2024



contemporary trim to complement the interior design of your next project



*613E, BSP, WSP finishes are not available with 21M levers.



| | |
|------|---|
| 613E | Dark Oxidized Satin Bronze – Equivalent |
| 629 | Bright Stainless Steel |
| 630 | Satin Stainless Steel |
| BSP | Black Suede Powder Coat |
| WSP | White Suede Powder Coat |

Function

| | | |
|---------|-------------------------------------|----------|
| TL3710 | Passage Set | \$348.00 |
| TL3710A | Passage Set - 3 Hour | \$355.00 |
| TL3720 | Privacy Set | \$368.00 |
| TL3720A | Privacy Set - 3 Hour | \$375.00 |
| TL3750 | Single Lever Pull - Through Bolted | \$192.00 |
| TL3750S | Single Lever Pull - Surface Mounted | \$160.00 |
| TL3770 | Double Lever Pull | \$294.00 |
| TL3780 | Communicating Set | \$348.00 |
| TL3780A | Communicating Set - 3 Hour | \$355.00 |



| | |
|------|---|
| 613E | Dark Oxidized Satin Bronze – Equivalent |
| 629 | Bright Stainless Steel |
| 630 | Satin Stainless Steel |
| BSP | Black Suede Powder Coat |
| WSP | White Suede Powder Coat |

Function

| | | |
|---------|-------------------------------------|----------|
| TL3710 | Passage Set | \$455.00 |
| TL3710A | Passage Set - 3 Hour | \$462.00 |
| TL3720 | Privacy Set | \$473.00 |
| TL3720A | Privacy Set - 3 Hour | \$480.00 |
| TL3750 | Single Lever Pull - Through Bolted | \$301.00 |
| TL3750S | Single Lever Pull - Surface Mounted | \$269.00 |
| TL3770 | Double Lever Pull | \$403.00 |
| TL3780 | Communicating Set | \$455.00 |
| TL3780A | Communicating Set - 3 Hour | \$462.00 |

Ordering Example Details

| | |
|--------|---|
| TL3710 | Passage: Non-Keyed tubular lock |
| 23MU | Piet Family Lever - Wood Insert, U-Rose |
| 29BH29 | Lever Finish |
| | Wood insert with polished stainless steel (629) shank and polished stainless steel (629) grip |
| 629 | Lock Finish |
| LH | Left Handed |

Complete Lockset

| Quantity | Series/Function | Trim | Lever Finish | Lock Finish | Hand |
|----------|-----------------|------|--------------|-------------|------|
| 2 | TL3710 | 23MU | 29BH29 | 629 | LH |

¹CAUTION: Cannot retrofit on existing cylindrical lock door preps with through-bolt holes outside the 2-1/8" bored hole (Ex. CLX3300 & CL3800).



Experience a safer and more open world

Door Thickness Options

| Description | Specify Quick Code | Add or Deduct |
|---------------------------------------|--------------------|---------------|
| 1-3/8" (35mm) up to 1-3/4" (44mm) | D138 | No Charge |
| 1-3/4" (44mm) up to 2-1/4" (57mm) | (standard) | |
| 2-1/4" (57mm) up to 2-1/2" (64mm) | D214 | |
| Consult factory if over 2-1/2" (64mm) | | |

Backset Options

| Description | Specify Quick Code | Add or Deduct |
|---------------------|--------------------|---------------|
| 2-3/4" | B234 (standard) | No Charge |
| 2-3/8" ¹ | B238 | |

Strike Options

| Lip Length | ANSI Curved Lip - Specify Quick Code | Curved Lip Box - Specify Quick Code | Full Lip Specify Quick Code | Full Lip Radius Corner Specify Quick Code | Add or Deduct |
|------------|--------------------------------------|-------------------------------------|-----------------------------|---|----------------------|
| 1" | SA100 | SC100 | | | No Charge |
| 1-1/8" | SA118 | SC118 | | | |
| 1-1/4" | SA114 | SC114 (standard) | SF114 | SFR114 | |
| 1-3/8" | SA138 | SC138 | | | |
| 1-1/2" | SA112 | SC112 ² | | | Add \$17.00 per lock |
| 1-3/4" | SA134 | SC134 | | | |
| 2" | SA200 | SC200 | | | |
| 2-1/4" | SA214 | SC214 | | | |
| 2-1/2" | SA212 | SC212 | | | |
| 2-3/4" | SA234 | SC234 | | | |
| 3" | SA300 | SC300 | | | |

Miscellaneous Options

| Description | Specify Quick Code | Add or Deduct |
|--|--------------------|------------------------|
| Latch front, rounded corners | M13 | Add \$2.50 per latch |
| 1" (25mm) latch front, square corners ³ | M14 | Add \$6.00 per lockset |
| 1" (25mm) latch front, rounded corners | M15 | Add \$2.50 per latch |
| ANSI wrought strike box | M17 | Add \$6.00 per lockset |

Notes:

- 1" front supplied standard
- Standard for D214
- Standard for 2-3/8" backset



**Grade 1 Vandal Resistant Cylindrical Lever Locksets
CL3100 Series**

USA & Canada Prices Effective March 1, 2024

Standard Features

Handing

Non-handed

Door Thickness

1-3/4" - 2" standard

Backset

2-3/4" standard

Strike

ANSI curved lip
4-7/8" x 1-1/4" x 1-1/4" lip to center

Cylinder

Brass, 6-pin, L4 keyway, 0-bitted

Keys

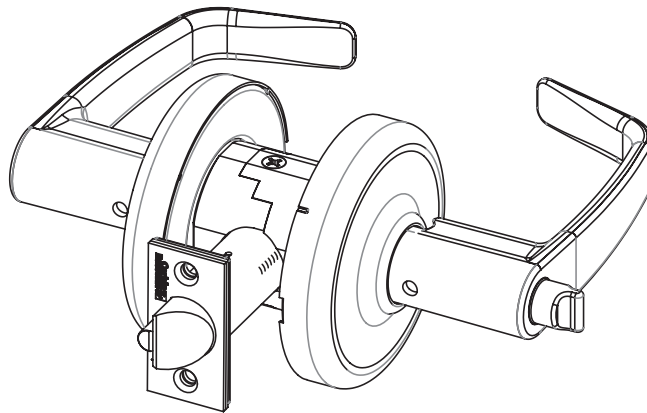
Two nickel silver keys

Case Quantity

6

Case Weight

32 lbs



Ordering Examples

Stock Order

| Quantity | Series/Function | Trim | Finish | Hand |
|----------|-----------------|------|--------|------|
| 100 | CL3155 | NZD | 626 | RHR |

Split Finish Order

| Quantity | Series/Function | Finish | | Hand |
|----------|-----------------|---------|--------|------|
| | | Outside | Inside | |
| 12 | CL3155 | 626 | 625 | RHR |

Note: Higher set price prevails

Contract/Detailed Order

| Quantity | Keyset | Series/Function | Trim | Finish | Hand | Strike | Misc. Options | Cylinder and Keying |
|----------|--------|-----------------|------|--------|------|--------|---------------|---------------------|
| 24 | AA1 | CL3155 | NZD | 626 | RHR | SA112 | M17 | C6-VKC3 |

Lever Designs:  **Levers** **Roses**

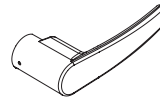
Lever: Solid Cast Zinc
Rose: Brass

Newport



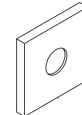
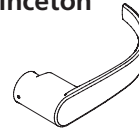
C ROSE

Armstrong



D ROSE

Princeton



E ROSE



K ROSE

| Function | Description | | AZC, AZD, AZE, AZK, NZC, NZD, NZE, NZK, PZC, PZD, PZE, PZK | |
|----------|-----------------|-----------------------|--|--|
| | | | Finish: 613E, 626, BSP, WSP | Finish: 605, 606, 611, 612, 613, 613L, 618, 619, 625, 722 |
| CL3110 | Non-Keyed | Passage | \$734.00 | \$750.00 |
| CL3120 | | Privacy | \$835.00 | \$851.00 |
| CL3120H | | Hospital Privacy | | |
| CL3140NT | | Exit Latch | | |
| CL3150 | | Half Dummy | \$331.00 | \$339.00 |
| CL3170 | | Full Dummy | \$656.00 | \$672.00 |
| CL3180 | | Passage x blank plate | \$835.00 | \$851.00 |
| CL3151 | Single Cylinder | Entrance | \$986.00 | \$1,002.00 |
| CL3155 | | Classroom | | |
| CL3157 | | Storeroom | | |
| CL3161 | | Entrance | \$1,007.00 | \$1,023.00 |
| CL3175 | | Corridor/dormitory | \$1,107.00 | \$1,123.00 |
| CL3193 | | Service Station | | |
| CL3129 | | Hotel | | |
| CL3132 | Double Cylinder | Institution | \$1,156.00 | \$1,172.00 |
| CL3152 | | Classroom Intruder | | |
| CL3162 | | Communicating | | |
| CL3172 | | Public Toilet | | |

Grade 1 Vandal Resistant Cylindrical Lever Locksets CL3100 Series

USA & Canada Prices Effective March 1, 2024

| Cylinder & Keying Options | | |
|--|--------------------|------------------------------|
| Description | Specify Quick Code | Add or Deduct |
| Conventional 6-pin | (standard) | No Charge |
| Conventional 7-pin | 7P | Add \$2.00 per cylinder |
| Less Cylinder ⁴ | LC | Deduct \$115.00 per cylinder |
| Less Hotel Cylinder | LC | Deduct \$132.00 per cylinder |
| LFIC | | |
| LFIC 6-pin | C6 | Add \$108.00 per cylinder |
| LFIC 6-pin Less Core ³ | CL6 | No Charge |
| LFIC 6-pin with Temporary Construction Core (Red) ³ | CT6R | Add \$108.00 per cylinder |
| LFIC 6-pin with Temporary Construction Core (Blue) ³ | CT6B | Add \$108.00 per cylinder |
| LFIC 6-pin with Temporary Construction Core (Green) ³ | CT6G | Add \$108.00 per cylinder |
| LFIC 6-pin with Temporary Disposable Core | CT6D | No Charge |
| LFIC 7-pin | C7 | Add \$110.00 per cylinder |
| LFIC 7-pin Less Core ³ | CL7 | No Charge |
| LFIC 7-pin with Temporary Construction Core (Red) ³ | CT7R | Add \$110.00 per cylinder |
| LFIC 7-pin with Temporary Construction Core (Blue) ³ | CT7B | Add \$110.00 per cylinder |
| LFIC 7-pin with Temporary Construction Core (Green) ³ | CT7G | Add \$110.00 per cylinder |
| LFIC 7-pin with Temporary Disposable Core | CT7D | No Charge |
| SFIC³ | | |
| SFIC 6-pin | C6S | Add \$97.00 per cylinder |
| SFIC 6-pin with Temporary Construction Core (Blue) | CT6SB | Add \$97.00 per cylinder |
| SFIC 6-pin or 7-pin Temporary Disposable core | CTSD | No Charge |
| SFIC 7-pin | C7S | Add \$97.00 per cylinder |
| SFIC 7-pin with Temporary Construction Core (Blue) | CT7SB | Add \$97.00 per cylinder |
| Security | | |
| Security ³ | HS | Add \$161.00 per cylinder |
| Security LFIC ³ | CHS | Add \$268.00 per cylinder |
| Access 3 | | |
| Access 3 Patented | AP | No Charge |
| Access 3 Security | AS | Add \$81.00 per cylinder |
| Access 3 High Security, UL 437 | AHS | Add \$115.00 per cylinder |
| Access 3 LFIC Patented | ACP | Add \$108.00 per cylinder |
| Access 3 LFIC Security | ACS | Add \$189.00 per cylinder |
| Access 3 LFIC High Security, UL 437 | ACHS | Add \$223.00 per cylinder |
| Pyramid | | |
| Pyramid Security Fixed Core ³ | PS | Add \$87.00 per cylinder |
| Pyramid Security LFIC ³ | PCS | Add \$188.00 per cylinder |
| Pyramid High Security Fixed Core ³ | PHS | Add \$126.00 per cylinder |
| Pyramid High Security LFIC ³ | PCHS | Add \$232.00 per cylinder |
| Pyramid LFIC with Temporary Construction Core | CTP | Add \$108.00 per cylinder |
| Pyramid LFIC with Temporary Disposable Core | CTPD | No Charge |
| Pyramid LFIC Less Core | CLP | No Charge |
| Other | | |
| Lockset furnished in Schlage® C Keyway ^{1,3} | C | No Charge |
| Lockset furnished in Sargent® LA Keyway ^{2,3} | LA | No Charge |

Notes:

1. Available 0-bitted & key random (KR) only.
2. Available 0-bitted only.
3. Not available in CL3129 function.
4. CL3129 function is not available less cylinder.

Continued on next page

| Cylinder & Keying Options* (continued) | | |
|--|--------------------|--------------------------------|
| Description | Specify Quick Code | Add or Deduct |
| 0-Bitted with 2 blank keys | STDKEY | No Charge |
| Keyed random | KR | |
| Construction master keyed ^{1, 2} | CMK | Add \$16.00 per cylinder |
| More than 2 keys per lock | KY# (e.g., KY6) | See page 33 - Cut Keys Section |
| Master Keying | | |
| Master keyed (all cylinders except CR8000, CR8020, CR8027, CR8200, CR8500, CR8600, CR8700) | MK | Add \$16.00 per cylinder |
| Master keyed Pyramid (except CR8020, CR8027 LFIC cores) | MK | |
| Master keyed Security (including LFIC cylinder and core) | MK | |
| Master keyed Access 3 (except CR8500, CR8600, CR8700 LFIC cores) | MK | |
| Master keyed (CR8000, CR8020, CR8027, CR8200, CR8500, CR8600, CR8700) | MK-IC | No Charge |
| Master keyed to customer bittings or sample key | MK-CB | Add \$16.00 per cylinder |
| Visual key control (VKC) | | |
| -No stamping | VKC0 | \$4.50 |
| -Keys only | VKC1 | No Charge |
| -Cylinder and Keys ³ | VKC2 | \$8.00 |
| -Cylinders only ³ | VKC3 | |
| Concealed key control (CKC) | | |
| -CKC cylinders with VKC keys | CKC2 | \$8.00 |
| -CKC cylinders only ³ | CKC3 | |

Notes:

1. CMK Construction master keying charge is in addition to master keying charge.
2. CMK Construction master keying is not available in interchangeable core, Access 3, Pyramid, or Security series.
3. VKC2, VKC3, CKC3 are not available in Access 3, Pyramid or Security series.

*Double cylinder keying: unless otherwise specified, both cylinders of 32, 52 and 62 functions will be keyed alike. The inside cylinder of 72 function will be keyed to the master key(s) only, while the outside cylinder will include the change key.
 If different keying is required, specify outside cylinder first, then inside cylinder.
 For key bows other than 10 and 90, specify 'KB' + bow number as Quick Code, e.g. KB12.

Grade 1 Vandal Resistant Cylindrical Lever Locksets CL3100 Series

USA & Canada Prices Effective March 1, 2024

Door Thickness Options

| Description | Specify Quick Code | Add or Deduct |
|----------------------|--------------------|---------------|
| 1-3/4" - 2" | (standard) | No Charge |
| Over 2" up to 2-1/4" | D214 | |

Backset Options

| Description | Specify Quick Code | Add or Deduct |
|-------------|--------------------|-------------------------|
| 2-3/4" | B234 (standard) | No Charge |
| 3-3/4" | B334 | Add \$15.00 per lockset |
| 5" | B500 | Add \$24.00 per lockset |

Strike Options² (to purchase strike separately, see catalog or parts manual for part no.)

| Lip Length | ANSI Curved Lip - Specify Quick Code | Curved Lip Box - Specify Quick Code | Add or Deduct |
|------------|--------------------------------------|-------------------------------------|----------------------|
| 1" | SA100 | SC100 | No Charge |
| 1-1/8" | SA118 | SC118 | |
| 1-1/4" | SA114 (standard) | SC114 | |
| 1-3/8" | SA138 | SC138 | |
| 1-1/2" | SA112 | SC112 | |
| 1-3/4" | SA134 | SC134 | Add \$17.00 per lock |
| 2" | SA200 | SC200 | |
| 2-1/4" | SA214 | SC214 | |
| 2-1/2" | SA212 | SC212 | |
| 2-3/4" | SA234 | SC234 | |
| 3" | SA300 | SC300 | |

^{1,2}If door thickness is standard or has been specified and no special door or frame condition exist, then only the first two characters of the optional strike Quick Code must be specified (e.g. "SC").
The correct lip length will be determined by our order entry system based on the standard or specified door thickness.

| Miscellaneous Options | | |
|--|--------------------|--------------------------|
| Description | Specify Quick Code | Add or Deduct |
| Spanner head screws | M02 | Add \$29.00 per lockset |
| Torx® head screws | M04 | Add \$35.00 per lockset |
| Less cylinder and with tailpiece for Schlage® fixed core cylinder (AZ, NZ & PZ designs) ¹ | M06 | No Charge |
| Lever to accept 6 or 7-pin SFIC (AZ, NZ & PZ designs) ¹ | M08 | No Charge |
| Lever to accept Sargent® fixed core cylinder (AZ, NZ & PZ designs) ¹ | M09 | No Charge |
| Security Lever (not available on non-keyed functions) | M111 | No Charge |
| 3/4" throw fire latch x 2-3/4" backset (not available for CL3120, 29, 40, and 93 functions) <div style="display: flex; justify-content: space-between; margin-top: 5px;"> <div style="width: 30%;"> Finishes Available 605 606 626 </div> <div style="width: 30%;"> Matching Lock Finish 605, 611, 606, 612, 613, 613L, 722 613E, 618, 619, 625, 625, BSP, WSP </div> </div> | M16 | Add \$100.00 per lockset |
| ANSI wrought strike box | M17 | No Charge |
| Knurling outside and inside | M20* | Add \$204.00 per lockset |
| Knurling outside only | M21* | Add \$102.00 per lockset |
| Knurling inside only | M22* | Add \$102.00 per lockset |
| Abrasive coat outside and inside | M23 | Add \$124.00 per lockset |
| Abrasive coat inside only | M24 | Add \$62.00 per lockset |
| Abrasive coat outside only | M25 | Add \$62.00 per lockset |
| Lead lining (roses) | M28 | Add \$232.00 per lockset |
| Lever to accept Schlage® LFIC (AZ, NZ & PZ designs) ¹ | M69 | No Charge |
| Lever to accept ASSA ABLOY ACCENTRA™ 6-pin fixed core cylinder (NZ & PZ designs only) ¹ | YC | |
| Lever to accept ASSA ABLOY ACCENTRA™ 7-pin fixed core cylinder (NZ & PZ designs only) ¹ | YC7 | |
| Lever to accept ASSA ABLOY ACCENTRA™ 6-pin LFIC (NZ & PZ designs only) ¹ | YRC | |
| Lever to accept ASSA ABLOY ACCENTRA™ 7-pin LFIC (NZ & PZ designs only) ¹ | YRC7 | |
| STC 55 Acoustical Door Kit | M112 | |
| Notes: * All levers provided in a powder coat finish will be supplied with an abrasive coating. 1. Not available in CL3129 function. | | |

**Grade 1 Heavy Duty Cylindrical Lever Locksets
CLX3300 Series**

USA & Canada Prices Effective March 1, 2024

Standard Features

Handing

Non-handed

Door Thickness

1-3/4" - 2"

Backset

2-3/4"

Strike

ANSI curved lip
4-7/8" x 1-1/4" x 1-1/4" lip to center

Cylinder

Brass, 6-pin, L4 keyway, 0-bitted

Keys

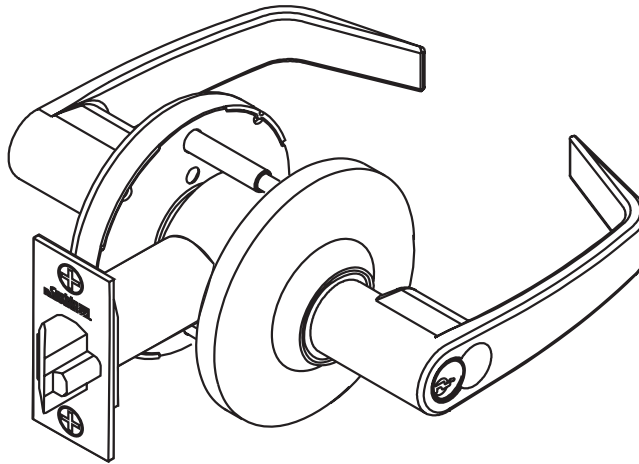
Two nickel silver keys

Case Quantity

6

Case Weight

32 lbs



Ordering Examples

Stock Order

| Quantity | Series/Function | Trim | Finish | Hand |
|----------|-----------------|------|--------|------|
| 100 | CLX3355 | NZD | 626 | RHR |

Split Trim/Split Finish Order

| Quantity | Series/Function | Trim | | Finish | | Hand |
|----------|-----------------|---------|--------|---------|--------|------|
| | | Outside | Inside | Outside | Inside | |
| 12 | CLX3355 | NZD | AZD | 626 | 625 | RHR |

Contract/Detailed Order

| Quantity | Keyset | Series/Function | Trim | Finish | Hand | Strike | Misc. Options | Cylinder and Keying |
|----------|--------|-----------------|------|--------|------|--------|---------------|---------------------|
| 24 | AA1 | CLX3355 | NZD | 626 | RHR | SA112 | M17 | C6-VKC3 |

Lever Designs: AZD, NZD, PZD, 102D, 106D, 123D, 124D



Lever: Solid Cast Zinc
Rose: Wrought Brass



AZD



NZD



PZD



102D



106D



123D



124D

| Function | Description | AZD, NZD, PZD, 102D, 106D, 123D, 124D | |
|-----------|-------------------------------|---------------------------------------|---|
| | | Finish: 613E, 626, BSP, WSP | Finish: 605, 606, 611, 612, 613, 613L, 618, 619, 625, 722 |
| CLX3310 | Passage | \$663.00 | \$679.00 |
| CLX3380 | Passage x Blank Plate | | |
| CLX3390 | Passage x Turnpiece | \$790.00 | \$806.00 |
| CLX3320 | Privacy | | |
| CLX3320H | Hospital Privacy | \$790.00 | \$806.00 |
| CLX3320TO | Time Out Lock | | |
| CLX3330 | Privacy x Cointurn Release | \$790.00 | \$806.00 |
| CLX3340 | Patio | | |
| CLX3340NT | Exit Latch | | |
| CLX3350 | Half Dummy | \$287.00 | \$295.00 |
| CLX3370 | Full Dummy | \$575.00 | \$591.00 |
| CLX3351 | Entrance | | |
| CLX3355 | Classroom | \$925.00 | \$941.00 |
| CLX3357 | Storeroom | | |
| CLX3359 | Storeroom or Public Restroom | | |
| CLX3361 | Entrance | \$944.00 | \$960.00 |
| CLX3375 | Corridor/Dormitory | | |
| CLX3376 | Corridor/Dormitory (modified) | \$1,027.00 | \$1,043.00 |
| CLX3393 | Service Station | | |
| CLX3329 | Hotel | | |
| CLX3381 | Classroom x Blank Plate | \$925.00 | \$941.00 |
| CLX3383 | Storeroom x Blank Plate | | |
| CLX3332 | Institution | | |
| CLX3352 | Classroom Intruder | | |
| CLX3362 | Communicating | \$1,063.00 | \$1,079.00 |
| CLX3372 | Public Toilet | | |
| CLX3382 | Store Door | | |
| CLX33903* | Fail Safe | \$1,413.00 | \$1,429.00 |
| CLX33905* | Fail Secure | | |

***ElectroLynx®**

As part of their promise to provide innovative, fast and effective, and higher security solutions to their customers, ASSA ABLOY Group companies offer ElectroLynx, a universal quick-connect system that simplifies the electrification of the door opening. ElectroLynx® is a registered trademark of ASSA ABLOY, Inc.

Grade 1 Heavy Duty Cylindrical Lever Locksets CLX3300 Series

USA & Canada Prices Effective March 1, 2024

Cylinder Options

| Description | Specify Quick Code | Add or Deduct |
|--|--------------------|------------------------------|
| Conventional 6-pin | (standard) | No Charge |
| Conventional 7-pin | 7P | Add \$2.00 per cylinder |
| Less Cylinder(s) | LC | Deduct \$115.00 per cylinder |
| Less Hotel Cylinder | LC | Deduct \$132.00 per cylinder |
| LFIC | | |
| LFIC 6-pin | C6 | Add \$108.00 per cylinder |
| LFIC 6-pin Less Core ¹ | CL6 | No Charge |
| LFIC 6-pin with Temporary Construction Core (Red) ¹ | CT6R | Add \$108.00 per cylinder |
| LFIC 6-pin with Temporary Construction Core (Blue) ¹ | CT6B | Add \$108.00 per cylinder |
| LFIC 6-pin with Temporary Construction Core (Green) ¹ | CT6G | Add \$108.00 per cylinder |
| LFIC 6-Pin Disposable Core ¹ | CT6D | No Charge |
| LFIC 7-pin | C7 | Add \$110.00 per cylinder |
| LFIC 7-pin Less Core ¹ | CL7 | No Charge |
| LFIC 7-pin with Temporary Construction Core (Red) ¹ | CT7R | Add \$110.00 per cylinder |
| LFIC 7-pin with Temporary Construction Core (Blue) ¹ | CT7B | Add \$110.00 per cylinder |
| LFIC 7-pin with Temporary Construction Core (Green) ¹ | CT7G | Add \$110.00 per cylinder |
| LFIC 7-Pin Disposable Core ¹ | CT7D | No Charge |
| SFIC (all lever designs) ¹ | | |
| SFIC 6-pin | C6S | Add \$97.00 per cylinder |
| SFIC 6-pin with Temporary Construction Core (Blue) | CT6SB | Add \$97.00 per cylinder |
| SFIC 6-pin or 7-pin Temporary Disposable core | CTSD | No Charge |
| SFIC 7-pin ¹ | C7S | Add \$97.00 per cylinder |
| SFIC 7-pin with Temporary Construction Core (Blue) | CT7SB | Add \$97.00 per cylinder |
| Security | | |
| Security ¹ | HS | Add \$161.00 per cylinder |
| Security LFIC ¹ | CHS | Add \$268.00 per cylinder |
| Access 3 | | |
| Access 3® Patented Fixed Core | AP | No Charge |
| Access 3® Security Fixed Core | AS | Add \$81.00 per cylinder |
| Access 3® High Security Fixed Core | AHS | Add \$115.00 per cylinder |
| Access 3® Patented LFIC ¹ | ACP | Add \$108.00 per cylinder |
| Access 3® Security LFIC ¹ | ACS | Add \$189.00 per cylinder |
| Access 3® High Security LFIC ¹ | ACHS | Add \$223.00 per cylinder |
| Pyramid | | |
| Pyramid Security Fixed Core ¹ | PS | Add \$87.00 per cylinder |
| Pyramid Security LFIC ¹ | PCS | Add \$188.00 per cylinder |
| Pyramid High Security Fixed Core ¹ | PHS | Add \$126.00 per cylinder |
| Pyramid High Security LFIC ¹ | PCHS | Add \$232.00 per cylinder |
| Pyramid with Temporary Construction Core ¹ | CTP | Add \$108.00 per cylinder |
| Pyramid Disposable Core ¹ | CTPD | No Charge |
| Pyramid LFIC Less Core ¹ | CLP | No Charge |
| Other | | |
| Lockset furnished in Schlage® C Keyway | C | No Charge |
| Lockset furnished in Sargent® LA Keyway | LA | No Charge |

Notes:
1. Not available in CLX3329 function

Continued on next page

Cylinder Options (continued) & Keying Options*

| Description | Specify Quick Code | Add or Deduct |
|--|--------------------|--------------------------------|
| Keying and Keys | | |
| 0-bitted with 2 Blank Keys | (standard) | No Charge |
| Keyed Random | KR | |
| Construction Master Keyed ² | CMK | Add \$16.00 per cylinder |
| More than 2 Keys | KY# (e.g., KY6) | See page 33 - Cut Keys Section |
| Master Keying | | |
| Master keyed (all cylinders except CR8000, CR8020, CR8027, CR8200, CR8500, CR8600, CR8700) | MK | Add \$16.00 per cylinder |
| Master keyed Pyramid (except CR8020, CR8027 LFIC cores) | MK | |
| Master keyed Security (including LFIC cylinder and core) | MK | |
| Master keyed Access 3 (except CR8500, CR8600, CR8700 LFIC cores) | MK | |
| Master keyed (CR8000, CR8020, CR8027, CR8200, CR8500, CR8600, CR8700) | MK-IC | No Charge |
| Master keyed to customer bittings or sample key | MK-CB | Add \$16.00 per cylinder |
| Visual Key Control (VKC) | | |
| No bitting or keyset stamping on keys | VKC0 | \$4.50 |
| Keys only | VKC1 | No Charge |
| Cylinders and keys (not for AS, AHS, ACS, ACHS, HS, CHS, PHS or PCHS) | VKC2 | \$8.00 |
| Cylinders only (not for AS, AHS, HS, ACS, ACHS, CHS, PHS or PCHS) | VKC3 | |
| Concealed Key Control (CKC) | | |
| CKC cylinders with VKC keys (not for AS, AHS, ACS, ACHS, PHS, PCHS) | CKC2 | \$8.00 |
| CKC cylinders only | CKC3 | |

Notes:

1. Not available in CLX3329 function.
2. CMK Construction master keying charge is in addition to master keying charge and is not available in interchangeable core, Access 3, Pyramid, or Security series.

*Double cylinder keying: unless otherwise specified, both cylinders of 32, 62, 72 and 82 functions will be keyed alike. The inside cylinder of 52 function will be keyed to the master key(s) only, while the outside cylinder will include the change key. If different keying is required, specify outside cylinder first, then inside cylinder. For key bows other than 10 and 90, specify 'KB' + bow number as Quick Code, e.g. KB12.

Door Thickness Options

| Description | Specify Quick Code | Add or Deduct |
|-------------------------|--------------------|---------------|
| 1-3/8" (adapter plates) | D138* | \$35.00 |
| 1-3/4" - 2" | (standard) | No Charge |
| Over 2" up to 2-1/4" | D214 | |

*Lock provided with adapter (spacer) plates. Supplied with 2-3/8" backset latch x square corner x 1" front.

Backset Options

| Description | Specify Quick Code | Add or Deduct |
|-------------|--------------------|-------------------------|
| 2-3/8" | B238** | No Charge |
| 2-3/4" | B234 (standard) | |
| 3-3/4" | B334 | Add \$15.00 per lockset |
| 5" | B500 | Add \$24.00 per lockset |

** Supplied with square corners x 1" front.

Strike Options* (to purchase strike separately, see catalog or parts manual for part no.)

| Lip Length | ANSI Curved Lip Specify Quick Code | Curved Lip Box Specify Quick Code | Full Lip Specify Quick Code | Add or Deduct |
|------------|------------------------------------|-----------------------------------|-----------------------------|----------------------|
| 1" | SA100 | SC100 | SF118 | No Charge |
| 1-1/8" | SA118 | SC118 | | |
| 1-1/4" | SA114 (standard) | SC114 | | |
| 1-3/8" | SA138 | SC138 | | |
| 1-1/2" | SA112 | SC112 | | Add \$17.00 per lock |
| 1-3/4" | SA134 | SC134 | | |
| 2" | SA200 | SC200 | | |
| 2-1/4" | SA214 | SC214 | | |
| 2-1/2" | SA212 | SC212 | | |
| 2-3/4" | SA234 | SC234 | | |
| 3" | SA300 | SC300 | | |

*If door thickness is standard or has been specified and no special door or frame condition exist, then only the first two characters of the optional strike Quick Code must be specified (e.g. "SC").
The correct lip length will be determined by our order entry system based on the standard or specified door thickness.

| Miscellaneous Options | | |
|---|----------------------------|---------------------------|
| Description | Specify Quick Code | Add or Deduct |
| Split designs and split finishes | Outside Trim x Inside Trim | Higher set price prevails |
| Spanner head screws | M02 | Add \$29.00 per lockset |
| Torx® head screws | M04 | Add \$35.00 per lockset |
| Less cylinder, with tailpiece for Schlage® 6-pin fixed core cylinder (all designs) | M06 | No Charge |
| Lever to accept 6 or 7-pin SFIC ² (all designs) | M08 | No Charge |
| Lever to accept SARGENT® 6-pin fixed core cylinder (all designs) | M09 | No Charge |
| 1-1/8" latch front, rounded corners | M13 | Add \$2.50 per latch |
| 3/4" throw fire latch x 2-3/4" backset <div style="display: flex; justify-content: space-between; margin-left: 20px;"> <div> Finishes Available 605 606 626 </div> <div> Matching Lock Finish 605, 611 606, 612, 613, 613L, 722 613E, 618, 619, 625, 626, BSP, WSP </div> </div> | M16 | Add \$100.00 per lockset |
| ANSI wrought strike box | M17 | No Charge |
| Knurling outside and inside (AZ, NZ, PZ only) | M20* | Add \$204.00 per lockset |
| Knurling outside only (AZ, NZ, PZ only) | M21* | Add \$102.00 per lockset |
| Knurling inside only (AZ, NZ, PZ only) | M22* | Add \$102.00 per lockset |
| Abrasive coat outside and inside (AZ, NZ, PZ only) | M23 | Add \$124.00 per lockset |
| Abrasive coat inside only (AZ, NZ, PZ only) | M24 | Add \$62.00 per lockset |
| Abrasive coat outside only (AZ, NZ, PZ only) | M25 | Add \$62.00 per lockset |
| Lead lining | M28 | Add \$232.00 per lockset |
| Lever to accept Schlage® LFIC ² (AZ, NZ, PZ only) | M69 | No Charge |
| Request to Exit (REX) Switch (Available with CLX33900 and all mechanical functions except dummy) | M92 | \$277.00 |
| Rigid outside lever when locked | M200 | No Charge |
| Red Powder Coat Push/Turn Button | RPB | Add \$15.00 per lockset |
| Less cylinder, with tailpiece for ASSA ABLOY ACCENTRA™ 6-pin fixed core cylinder (all designs) | YC | No Charge |
| Less cylinder, with tailpiece for ASSA ABLOY ACCENTRA™ 7-pin fixed core cylinder (all designs) | YC7 | |
| Lever to accept ASSA ABLOY ACCENTRA™ 6-pin LFIC, AZ, NZ, PZ only | YRC | |
| Notes: *All levers provided in a powder coat finish will be supplied with an abrasive coating. | | |

Standard Features

Handing

Non-handed

Door Thickness

1-3/8" - 1-7/8"

Available in 2" - 2-1/4" upon request

Backset

2-3/4" standard

Strike

ANSI curved lip
4-7/8" x 1-1/4" x 1-1/4" lip to center

Cylinder

Brass, 6-pin, L4 keyway
0-bitted

Keys

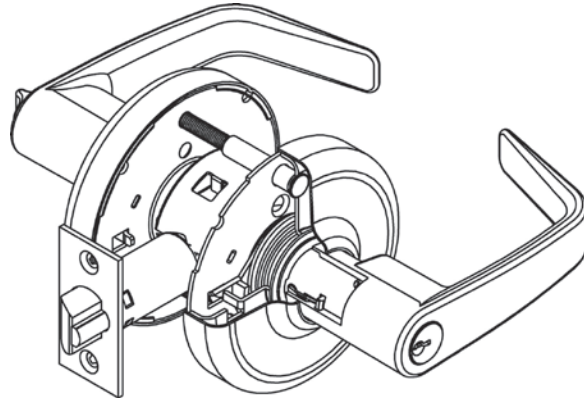
Two nickel silver keys

Case Quantity

6

Case Weight

32 lbs



Ordering Examples

Stock Order

| Quantity | Series/Function | Trim | Finish | Hand |
|----------|-----------------|------|--------|------|
| 100 | CL3855 | NZD | 626 | RHR |

Split Trim/Split Finish Order

| Quantity | Series/Function | Trim | | Finish | | Hand |
|----------|-----------------|---------|--------|---------|--------|------|
| | | Outside | Inside | Outside | Inside | |
| 12 | CL3855 | NZD | AZD | 626 | 625 | RHR |

Contract/Detailed Order

| Quantity | Keyset | Series/Function | Trim | Finish | Hand | Strike | Misc. Options | Cylinder and Keying |
|----------|--------|-----------------|------|--------|------|--------|---------------|---------------------|
| 24 | AA1 | CL3855 | NZD | 626 | RHR | SA112 | M02 | C6-VKC3 |

Lever Designs: AZD, NZD, PZD, 102D, 124D



Lever: Solid Cast Zinc
Rose: Wrought Brass



AZD



NZD



PZD



102D



124D

| Function | Description | | AZD, NZD, PZD, 102D, 124D | |
|----------|-----------------|-----------------------|--------------------------------|---|
| | | | Finish: 613E, 626, BSP, WSP | Finish: 605, 606, 611, 612, 613, 613L, 618, 619, 625, 722 |
| CL3810 | Non-Keyed | Passage | \$317.00 | \$333.00 |
| CL3880 | | Passage x Blank Plate | \$341.00 | \$357.00 |
| CL3820 | | Privacy | | |
| CL3850 | | Half Dummy | | |
| CL3870 | | Full Dummy | \$332.00 | \$348.00 |
| CL3851 | Single Cylinder | Entrance | \$407.00 | \$423.00 |
| CL3855 | | Classroom | | |
| CL3857 | | Storeroom | | |
| CL3861 | | Office | | |

| Cylinder & Keying Options | | |
|--|--------------------|--------------------------------|
| Description | Specify Quick Code | Add or Deduct |
| Conventional 6-pin | (standard) | No Charge |
| Conventional 7-Pin | 7P | Add \$2.00 per cylinder |
| Less Standard Cylinder | LC | Deduct \$115.00 per cylinder |
| LFIC | | |
| LFIC 6-pin | C6 | Add \$108.00 per cylinder |
| LFIC 6-pin Less Core | CL6 | No Charge |
| LFIC 6-pin with Temporary Construction Core (Red) | CT6R | Add \$108.00 per cylinder |
| LFIC 6-pin with Temporary Construction Core (Blue) | CT6B | Add \$108.00 per cylinder |
| LFIC 6-pin with Temporary Construction Core (Green) | CT6G | Add \$108.00 per cylinder |
| LFIC 6-pin with Temporary Disposable Core | CT6D | No Charge |
| LFIC 7-Pin | C7 | Add \$110.00 per cylinder |
| LFIC 7-Pin Less Core | CL7 | No Charge |
| LFIC 7-Pin with Temporary Construction Core (Red) | CT7R | Add \$110.00 per cylinder |
| LFIC 7-Pin with Temporary Construction Core (Blue) | CT7B | Add \$110.00 per cylinder |
| LFIC 7-Pin with Temporary Construction Core (Green) | CT7G | Add \$110.00 per cylinder |
| LFIC 7-Pin with Temporary Disposable Core | CT7D | No Charge |
| SFIC (all lever designs) | | |
| SFIC 6-pin | C6S | Add \$97.00 per cylinder |
| SFIC 6-pin with Temporary Construction Core (Blue) | CT6SB | Add \$97.00 per cylinder |
| SFIC 6-pin or 7-pin Temporary Disposable core | CTSD | No Charge |
| SFIC 7-pin | C7S | Add \$97.00 per cylinder |
| SFIC 7-pin with Temporary Construction Core (Blue) | CT7SB | Add \$97.00 per cylinder |
| Security | | |
| Security | HS | Add \$161.00 per cylinder |
| Security LFIC | CHS | Add \$268.00 per cylinder |
| Access 3 | | |
| Access 3 Patented | AP | No Charge |
| Access 3 Security | AS | Add \$81.00 per cylinder |
| Access 3 High Security, UL 437 | AHS | Add \$115.00 per cylinder |
| Access 3 LFIC Patented | ACP | Add \$108.00 per cylinder |
| Access 3 LFIC Security | ACS | Add \$189.00 per cylinder |
| Access 3 LFIC High Security, UL 437 | ACHS | Add \$223.00 per cylinder |
| Pyramid | | |
| Pyramid Security Fixed Core ³ | PS | Add \$87.00 per cylinder |
| Pyramid Security LFIC ³ | PCS | Add \$188.00 per cylinder |
| Pyramid High Security Fixed Core ³ | PHS | Add \$126.00 per cylinder |
| Pyramid High Security LFIC ³ | PCHS | Add \$232.00 per cylinder |
| Pyramid LFIC with Temporary Construction Core | CTP | Add \$108.00 per cylinder |
| Pyramid LFIC with Temporary Disposable Core | CTPD | No Charge |
| Pyramid LFIC Less Core | CLP | No Charge |
| Other | | |
| Lockset furnished in Schlage® C Keyway ¹ | C | No Charge |
| Lockset furnished in SARGENT® LA Keyway ² | LA | No Charge |
| Keying and Keys | | |
| 0-bitted with 2 Blank Keys | (standard) | No Charge |
| Keyed Random | KR | |
| Construction master keyed ^{1, 2} | CMK | Add \$16.00 per cylinder |
| More than 2 Keys | KY# (e.g., KY6) | See page 33 - Cut Keys Section |
| Master Keying | | |
| Master keyed (all cylinders except CR8000, CR8020, CR8027, CR8200, CR8500, CR8600, CR8700 LFIC cores) | MK | Add \$16.00 per cylinder |
| Master keyed Pyramid (except CR8020, CR8027 LFIC cores) | MK | |
| Master keyed Security (including LFIC cylinder and core) | MK | |
| Master keyed Access 3 (except CR8500, CR8600, CR8700 LFIC cores) | MK | |
| Master keyed (CR8000, CR8020, CR8027, CR8200, CR8500, CR8600, CR8700 LFIC cores) | MK-IC | No Charge |
| Master keyed to customer bittings or sample key | MK-CB | Add \$16.00 per cylinder |
| Notes: | | Continued on next page. |
| 1. Available 0-bitted & key random (KR) only. | | |
| 2. Available 0-bitted only. | | |
| 3. CMK Construction master keying charge is in addition to master keying charge. | | |
| 4. CMK Construction master keying is not available in interchangeable core, Access 3, Pyramid, or Security series. | | |
| 5. VKC2, VKC3, CKC3 are not available in Access 3, Pyramid or Security series. | | |
| For key bows other than 10 and 90, specify "KB" + bow number as Quick Code, e.g. KB12. No extra charge. | | |

Cylinder Options (continued) & Keying Options*

| Description | Specify Quick Code | Add or Deduct |
|---|--------------------|---------------|
| Visual Key Control (VKC) | | |
| No biting or keyset stamping on keys | VKC0 | \$4.50 |
| Keys only | VKC1 | No Charge |
| Cylinder and Keys ³ (not for AS, AHS, ACS, ACHS, HS, CHS, PHS or PCHS) | VKC2 | \$8.00 |
| Cylinders only ³ (not for AS, AHS, HS, ACS, ACHS, CHS, PHS or PCHS) | VKC3 | |
| Concealed Key Control (CKC) | | |
| CKC cylinders with VKC keys | CKC2 | \$8.00 |
| CKC cylinders only (not for AS, AHS, ACS, ACHS, PHS, PCHS) | CKC3 | |

Notes:

3. VKC2, VKC3, CKC3 are not available in Access 3, Pyramid or Security series.

*Double cylinder keying: unless otherwise specified, both cylinders of 32 and 82 functions will be keyed alike. The inside cylinder of 72 function will be keyed to the master key(s) only, while the outside cylinder will include the change key.

If different keying is required, specify outside cylinder first, then inside cylinder.

For key bows other than 10 and 90, specify 'KB' + bow number as Quick Code, e.g. KB12.

Backset Options

| Description | Specify Quick Code | Add or Deduct |
|-------------|--------------------|-------------------------|
| 2-3/8" | B238 ¹ | No Charge |
| 2-3/4" | B324 (standard) | |
| 3-3/4" | B334 | Add \$12.00 per lockset |
| 5" | B500 | Add \$14.00 per lockset |

Door Thickness Options

| Description | Specify Quick Code | Add or Deduct |
|-----------------|--------------------|---------------|
| 1-3/8" — 1-7/8" | (standard) | No Charge |
| 2" — 2-1/4" | D214 | No Charge |

Strike Options* (to purchase strike separately, see catalog or parts manual for part no.)

| Lip Length | ANSI Curved Lip Specify Quick Code | Curved Lip Box Specify Quick Code | Full Lip Specify Quick Code | Full Lip Radius Corner Specify Quick Code | Add or Deduct |
|------------|------------------------------------|-----------------------------------|-----------------------------|---|----------------------|
| 1" | SA100 | SC100 | | | No Charge |
| 1-1/8" | SA118 | SC118 | | | |
| 1-1/4" | SA114 (standard) | SC114 | SF114 | SFR114 | |
| 1-3/8" | SA138 | SC138 | | | |
| 1-1/2" | SA112 | SC112 | | | Add \$17.00 per lock |
| 1-3/4" | SA134 | SC134 | | | |
| 2" | SA200 | SC200 | | | |
| 2-1/4" | SA214 | SC214 | | | |
| 2-1/2" | SA212 | SC212 | | | |
| 2-3/4" | SA234 | SC234 | | | |
| 3" | SA300 | SC300 | | | |

*If door thickness is standard or has been specified and no special door or frame condition exist, then only the first two characters of the optional strike Quick Code must be specified (e.g. "SC"). The correct lip length will be determined by our order entry system based on the standard or specified door thickness.

Miscellaneous Options

| Description | Specify Quick Code | Add or Deduct |
|---|----------------------------|---------------------------|
| Split designs and split finishes | Outside Trim x Inside Trim | Higher set price prevails |
| Spanner head screws | M02 | Add \$29.00 per lockset |
| Torx® head screws | M04 | Add \$35.00 per lockset |
| Less cylinder and with tailpiece for Schlage® fixed core cylinder (all designs) | M06 | No Charge |
| Lever to accept 6 or 7-pin SFIC (all designs) | M08 | No Charge |
| Lever to accept Sargent® fixed core cylinder (NZD & PZD designs only) | M09 | No Charge |
| 1-1/8" latch front, rounded corners | M13 | Add \$2.50 per latch |
| 1" latch front, square corners ¹ | M14 | Add \$6.00 per lockset |
| 1" latch front, rounded corners | M15 | Add \$2.50 per latch |
| ANSI wrought strike box | M17 | No Charge |
| Knurling outside and inside | M20* | Add \$204.00 per lockset |
| Knurling outside only | M21* | Add \$102.00 per lockset |
| Knurling inside only | M22* | Add \$102.00 per lockset |
| Abrasive coat outside and inside only | M23 | Add \$124.00 per lockset |
| Abrasive coat inside only | M24 | Add \$62.00 per lockset |
| Abrasive coat outside only | M25 | Add \$62.00 per lockset |
| 1-1/8" latch front, square corners (standard for 2-3/4" and 5" backsets) | M32 | No Charge |
| Lever to accept Schlage® LFIC (NZD & PZD designs only) | M69 | No Charge |

Note:

* All levers provided in a powder coat finish will be supplied with an abrasive coating.

1. M14 and B238 (2-3/8" backset) standard with D138 (1-3/8" door thickness) option.

Standard Features

Handing

Field reversible

Door Thickness

1-3/4" - 2"

Backset

2-3/4"

Strike

ANSI curved lip 4-7/8" - 1-1/4" x
1-1/4" lip to center

Cylinder

Brass, 6-pin, L4 keyway
0-bitted

Keys

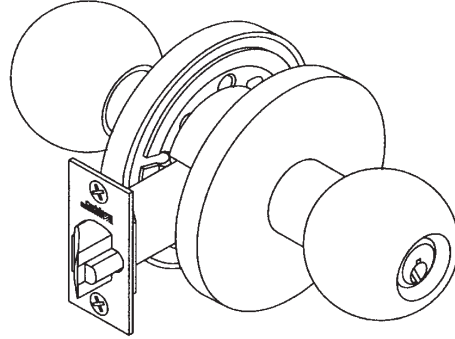
Two nickel silver keys

Case Quantity

10

Case Weight

32 lbs



Ordering Example

Stock Order

| Quantity | Series/Function | Trim | Finish | Hand |
|----------|-----------------|------|--------|------|
| 100 | CK4355 | GRD | 630 | RHR |

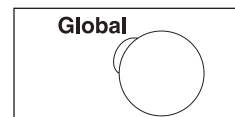
Contract/Detailed Order

| Quantity | Keyset | Series/Function | Trim | Finish | Hand | Strike | Misc. Options | Cylinder and Keying |
|----------|--------|-----------------|------|--------|------|--------|---------------|---------------------|
| 24 | AA1 | CK4355 | GRD | 630 | RHR | SA112 | M02 | VKC3 |

Knob Designs: GRD

Knob:
Wrought
Reinforced

Rose:
Wrought
Reinforced



| Function | Description | | GRD |
|----------|-----------------|-------------|------------------------|
| | | | Finish: 605, 613E, 630 |
| CK4310 | Non-Keyed | Passage | \$886.00 |
| CK4320 | | Privacy | \$993.00 |
| CK4350 | | Half Dummy | \$379.00 |
| CK4351 | Single Cylinder | Entrance | \$1,099.00 |
| CK4355 | | Classroom | |
| CK4357 | | Storeroom | |
| CK4332 | Double Cylinder | Institution | \$1,197.00 |

Cylinder Options

| Description | Specify Quick Code | Add or Deduct |
|----------------------------------|--------------------|------------------------------|
| Conventional 6-pin | (standard) | No Charge |
| Less (1) Cylinder | LC | Deduct \$115.00 per cylinder |
| Access 3 Patented | AP | No Charge |
| Access 3 Security | AS | Add \$81.00 per cylinder |
| Access 3 High Security, UL 437 | AHS | Add \$115.00 per cylinder |
| Pyramid Security Fixed Core | PS | Add \$87.00 per cylinder |
| Pyramid High Security Fixed Core | PHS | Add \$126.00 per cylinder |
| Security | HS | Add \$161.00 per cylinder |

Keying Options*

| Description | Specify Quick Code | Add or Deduct |
|---|--------------------|--------------------------------|
| 0-Bitted with 2 blank keys | (standard) | No Charge |
| Keyed random | KR | |
| Master keyed | Specify keyset | Add \$16.00 per cylinder |
| Master keyed Pyramid | Specify keyset | Add \$16.00 per cylinder |
| Master keyed Security | Specify keyset | Add \$16.00 per cylinder |
| Master keyed | Specify keyset | No Charge |
| Master keyed to customer bittings or sample key | Specify keyset | Add \$16.00 per cylinder |
| Construction master keyed ^{1,2} | CMK | Add \$16.00 per cylinder |
| Visual key control (VKC) | | |
| -No stamping | VKC0 | \$4.50 |
| -Keys only | VKC1 | No Charge |
| -Cylinder and Keys ³ | VKC2 | \$8.00 |
| -Cylinders only ³ | VKC3 | \$8.00 |
| Concealed key control (CKC) | | |
| -CKC cylinders with VKC keys | CKC2 | \$8.00 |
| -CKC cylinders only ³ | CKC3 | \$8.00 |
| More than 2 keys per lock | KY# (e.g., KY6) | See page 33 - Cut Keys Section |

Notes:

1. CMK Construction master keying charge is in addition to master keying charge.
2. CMK Construction master keying is not available in interchangeable core, Access 3, Pyramid, or Security series.
3. VKC2, VKC3, CKC3 are not available in Access 3, Pyramid or Security series.

*Double cylinder keying: unless otherwise specified, both cylinders of 32 functions will be keyed alike.
If different keying is required, specify outside cylinder first, then inside cylinder.
For key bows other than 10 and 90, specify "KB" + bow number as Quick Code, e.g. KB12. No extra charge.

Strike Options*

To purchase strike separately, see catalog or parts manual for part number.

| Lip Length | ANSI Curved Lip - Specify Quick Code | Curved Lip Box - Specify Quick Code | Add or Deduct |
|------------|--------------------------------------|-------------------------------------|----------------------|
| 1 " | SA100 | SC100 | No Charge |
| 1-1/8 " | SA118 | SC118 | |
| 1-1/4 " | SA114 (standard) | SC114 | |
| 1-3/8 " | SA138 | SC138 | |
| 1-1/2 " | SA112 | SC112 | |
| 1-3/4 " | SA134 | SC134 | Add \$17.00 per lock |
| 2 " | SA200 | SC200 | |
| 2-1/4 " | SA214 | SC214 | |
| 2-1/2 " | SA212 | SC212 | |
| 2-3/4 " | SA234 | SC234 | |
| 3 " | SA300 | SC300 | |

*If door thickness is standard or has been specified and no special door or frame condition exist, then only the first two characters of the optional strike Quick code must be specified(e.g. "SC").
The correct lip length will be determined by our order entry system based on the standard or specified door thickness.

Backset Options

| Description | Specify Quick Code | Add or Deduct |
|-------------|--------------------|---------------|
| 2-3/4 " | B324 (standard) | No Charge |

Door Thickness Options

| Description | Specify Quick Code | Add or Deduct |
|---------------|--------------------|---------------|
| 1-3/4 " - 2 " | (standard) | No Charge |

Miscellaneous Options

| Description | Specify Quick Code | Add or Deduct |
|-------------------------|--------------------|-------------------------|
| Spanner head screws | M02 | Add \$29.00 per lockset |
| Torx® head screws | M04 | Add \$35.00 per lockset |
| ANSI wrought strike box | M17 | No Charge |

Standard Features

Handing

Field reversible

Door Thickness

1-3/8" - 1-3/4"

Backset

2-3/4"

Strike

ANSI curved Lip 4-7/8" x 1-1/4"
x 1-1/4" lip to center

Cylinder

Brass, 6-pin, L4 keyway,
0-bitted

Keys


Two nickel silver keys

Case Quantity

12

Case Weight

18 lbs



Ordering Example

Stock Order

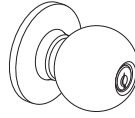
| Quantity | Series/Function | Trim | Finish | Hand |
|----------|-----------------|------|--------|------|
| 100 | CK4851 | GWC | 626 | RHR |

Contract/Detailed Order

| Quantity | Keyset | Series/Function | Trim | Finish | Hand | Strike | Misc. Options | Cylinder and Keying |
|----------|--------|-----------------|------|--------|------|--------|---------------|---------------------|
| 24 | AA1 | CK4851 | GWC | 626 | RHR | SA200 | M17 | VKC1 |

Knob Designs: GWC

Knob:
Wrought

Rose:
Wrought

GWC

| Function | Description | | GWC |
|----------|-----------------|------------|---------------------------|
| | | | Finish: 605, 613E, 626 |
| CK4810 | Non-Keyed | Passage | \$273.00 |
| CK4820 | | Privacy | \$296.00 |
| CK4850 | | Half Dummy | \$197.00 |
| CK4851 | Single Cylinder | Entrance | \$406.00 |
| CK4855 | | Classroom | |
| CK4857 | | Storeroom | |

Cylinder & Keying Options

| Description | Specify Quick Code | Add or Deduct |
|--|--------------------|--------------------------------|
| Conventional 6-pin | (standard) | No Charge |
| Less cylinder | LC | Deduct \$115.00 per cylinder |
| Security | | |
| Security | HS | Add \$161.00 per cylinder |
| Access 3® | | |
| Access 3 Patented | AP | No Charge |
| Access 3 Security | AS | Add \$81.00 per cylinder |
| Access 3 High Security, UL 437 | AHS | Add \$115.00 per cylinder |
| Pyramid | | |
| Pyramid Security Fixed Core | PS | Add \$87.00 per cylinder |
| Pyramid High Security Fixed Core | PHS | Add \$126.00 per cylinder |
| Keying and Keys | | |
| 0-Bitted with 2 blank keys | (standard) | No Charge |
| Keyed random | KR | No Charge |
| Construction master keyed ¹ | CMK | Add \$16.00 per cylinder |
| More than 2 keys per lock | KY# (e.g., KY6) | See page 33 - Cut Keys Section |
| Master Keying | | |
| Master keyed to customer bittings or sample key | MK-CB | Add \$16.00 per cylinder |
| Conventional, Security, Pyramid and Access 3 cylinders | MK | |
| Visual Key Control (VKC) | | |
| No bitting or keyset stamping on keys | VKC0 | \$4.50 |
| Keys only | VKC1 | No Charge |
| Cylinders and keys (not for AS, AHS, HS, PHS) | VKC2 | \$8.00 |
| Cylinders only (not for AS, AHS, HS, PHS) | VKC3 | |
| Concealed Key Control (CKC) | | |
| CKC cylinders with VKC keys | CKC2 | \$8.00 |
| CKC cylinders only (not for AS, AHS, PHS) | CKC3 | |

Backset Options

Notes:

1. CMK Construction master keying charge is in addition to master keying charge.

For key bows other than 10 and 90, specify "KB" + bow number as Quick Code, e.g. KB12. No extra charge.

| Description | Specify Quick Code | Add or Deduct |
|-------------|--------------------|---------------|
| 2-3/8" | B238 | No Charge |
| 2-3/4" | B234 (standard) | |

Strike Options*

To purchase strike separately, see catalog or parts manual for part no.

| Lip Length | ANSI Curved Lip Specify Quick Code | Curved Lip Box Specify Quick Code | Full Lip Specify Quick Code | Add or Deduct |
|------------|------------------------------------|-----------------------------------|-----------------------------|----------------------|
| 1" | SA100 | SC100 | | No Charge |
| 1-1/8" | SA118 | SC118 | | |
| 1-1/4" | SA114 (standard) | SC114 | SF114 | |
| 1-3/8" | SA138 | SC138 | | |
| 1-1/2" | SA112 | SC112 | | |
| 1-3/4" | SA134 | SC134 | | Add \$17.00 per lock |
| 2" | SA200 | SC200 | | |
| 2-1/4" | SA214 | SC214 | | |
| 2-1/2" | SA212 | SC212 | | |
| 2-3/4" | SA234 | SC234 | | |
| 3" | SA300 | SC300 | | |

*If door thickness is standard or has been specified and no special door or frame condition exist, then only the first two characters of the optional strike Quick Code must be specified (e.g. "SC").

Miscellaneous Options

| Description | Specify Quick Code | Add or Deduct |
|-------------------------|--------------------|---------------|
| ANSI wrought strike box | M17 | No Charge |

Blank Page

Pre-Assembled Unit Locksets:

| | |
|---|-----|
| UT5200 Series Standard Features & Ordering Examples | 166 |
| UT5200 Series Lever Designs | 167 |
| UT5200 Series Cylinder Options | 168 |
| UT5200 Series Keying Options | 169 |
| UT5200 Series Strike, Miscellaneous Options | 170 |

PL5000 Series Padlocks:

| | |
|--|-----|
| PL5000 Series Standard Features & Ordering Example | 171 |
| PL5000 Series Cylinder & Keying, Miscellaneous Options | 172 |

DL2200 Series Cylindrical Deadlocks:

| | |
|---|-----|
| DL2200 Series Standard Features & Ordering Example | 173 |
| DL2200 Series Cylinder & Keying Options | 174 |
| DL2200 Series Strike, Door Thickness, Miscellaneous Options | 175 |

DL3000 Series Cylindrical Deadlocks:

| | |
|---|-----|
| DL3000 Series Standard Features & Ordering Example | 176 |
| DL3000 Series Cylinder & Keying Options | 177 |
| DL3000 Series Strike, Door Thickness, Miscellaneous Options | 178 |

DL3200 Series Cylindrical Deadlocks:

| | |
|---|-----|
| DL3200 Series Standard Features & Ordering Example | 179 |
| DL3200 Series Cylinder & Keying Options | 180 |
| DL3200 Series Strike, Door Thickness, Miscellaneous Options | 181 |

DL4100 Series Mortise Deadlocks:

| | |
|---|-----|
| DL4100 Series Standard Features & Ordering Example | 182 |
| DL4100 Series Cylinder & Keying Options | 183 |
| DL4100 Series Strike, Door Thickness, Miscellaneous Options | 184 |

Standard Features

Handing

Specify hand

Door Thickness

1-3/4" only

Backset

2-3/4" only

Strike

ANSI curved lip 4-7/8" x 1-1/4" x 1-1/4" lip to center

Cylinder

Brass, 6-pin, L4 keyway, 0-bitted

Keys

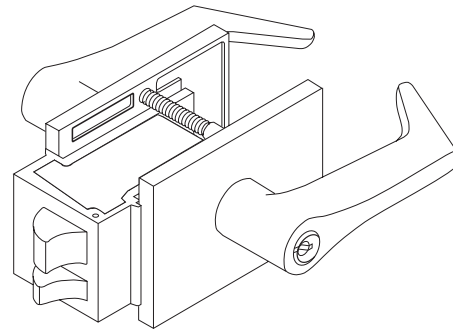
Two nickel silver keys

Case Quantity

6
9

Case Weight

32 lbs



Now available with MicroShield® antimicrobial finish. Specify 626C finish (\$52.00 upcharge per lockset)

Ordering Example

Stock Order

| Quantity | Series/Function | Trim | Finish | Hand |
|----------|-----------------|------|--------|------|
| 100 | UT5251 | ESE | 626 | RH |

Split Trim/Split Finish Order

| Quantity | Series/Function | Trim | Finish | | Hand |
|----------|-----------------|------|---------|--------|------|
| | | | Outside | Inside | |
| 12 | UT5251 | ESE | 626 | 625 | RHR |

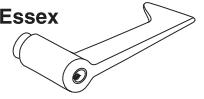
Contract/Detailed Order

| Quantity | Keyset | Series/Function | Trim | Finish | Hand | Strike | Misc. Options | Cylinder and Keying |
|----------|--------|-----------------|------|--------|------|--------|---------------|---------------------|
| 24 | AA1 | UT5251 | ESE | 626 | RHR | SC200 | M21 | MR-VKC3 |

Lever Designs: ESE

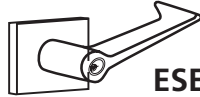


Essex



Lever:
Forged

Escutcheon:
Forged



ESE

| Function | Description | ESE | |
|----------|-----------------|----------------------------------|------------|
| | | Finish: 612, 613, 613E, 625, 626 | |
| UT5210 | Non-keyed | Passage or Closet | \$1,910.00 |
| UT5220 | | Privacy | \$2,007.00 |
| UT5251 | Single Cylinder | Entrance | \$2,110.00 |
| UT5255 | | Classroom | |
| UT5257 | | Storeroom | |
| UT5282 | Double Cylinder | Store Door | \$2,225.00 |

Cylinder Options

| Description | Specify Quick Code | Add or Deduct |
|---|--------------------|------------------------------|
| Conventional 6-pin | (standard) | No Charge |
| Less Standard Cylinder | LC | Deduct \$115.00 per cylinder |
| LFIC | | |
| LFIC 6-pin | C6 | Add \$108.00 per cylinder |
| LFIC 6-pin Less Core | CL6 | No Charge |
| LFIC 6-pin with Temporary Construction Core (Red) | CT6R | Add \$108.00 per cylinder |
| LFIC 6-pin with Temporary Construction Core (Blue) | CT6B | Add \$108.00 per cylinder |
| LFIC 6-pin with Temporary Construction Core (Green) | CT6G | Add \$108.00 per cylinder |
| LFIC 6-pin with Temporary Disposable Core | CT6D | No Charge |
| LFIC 7-pin | C7 | Add \$110.00 per cylinder |
| LFIC 7-pin Less Core | CL7 | No Charge |
| LFIC 7-pin with Temporary Construction Core (Red) | CT7R | Add \$110.00 per cylinder |
| LFIC 7-pin with Temporary Construction Core (Blue) | CT7B | Add \$110.00 per cylinder |
| LFIC 7-pin with Temporary Construction Core (Green) | CT7G | Add \$110.00 per cylinder |
| LFIC 7-pin with temporary Disposable Core | CT7D | No Charge |
| SFIC | | |
| SFIC 6-pin | C6S | Add \$97.00 per cylinder |
| SFIC 6-pin with Temporary Construction Core (Blue) | CT6SB | Add \$97.00 per cylinder |
| SFIC 6-pin or 7-pin with Temporary Disposable Core | CTSD | No Charge |
| SFIC 7-pin | C7S | Add \$97.00 per cylinder |
| SFIC 7-pin with Temporary Construction Core (Blue) | CT7SB | Add \$97.00 per cylinder |
| Security | | |
| Security | HS | Add \$161.00 per cylinder |
| Security LFIC | CHS | Add \$268.00 per cylinder |
| Access 3 | | |
| Access 3 Patented | AP | No Charge |
| Access 3 Security | AS | Add \$81.00 per cylinder |
| Access 3 High Security, UL 437 | AHS | Add \$115.00 per cylinder |
| Access 3 LFIC Patented | ACP | Add \$108.00 per cylinder |
| Access 3 LFIC Security | ACS | Add \$189.00 per cylinder |
| Access 3 LFIC High Security, UL 437 | ACHS | Add \$223.00 per cylinder |
| Pyramid | | |
| Pyramid Security Fixed Core | PS | Add \$87.00 per cylinder |
| Pyramid Security LFIC | PCS | Add \$188.00 per cylinder |
| Pyramid High Security Fixed Core | PHS | Add \$126.00 per cylinder |
| Pyramid High Security LFIC | PCHS | Add \$232.00 per cylinder |
| Pyramid LFIC with Temporary Construction Core | CTP | Add \$108.00 per cylinder |
| Pyramid LFIC with Temporary Disposable Core | CTPD | No Charge |
| Pyramid LFIC Less Core | CLP | No Charge |
| Other | | |
| Master Ring | MR | \$67.00 |

Continued on next page

Cylinder Options (continued) & Keying Options*

| Description | Specify Quick Code | Add or Deduct |
|--|--------------------|--------------------------------|
| Keying and Keys | | |
| 0-bitted with 2 Blank Keys | (standard) | No Charge |
| Keyed Random | KR | |
| Construction master keyed ^{1,2} | CMK | Add \$16.00 per cylinder |
| More than 2 Keys | KY# (e.g., KY6) | See page 33 - Cut Keys Section |
| Master Keying | | |
| Master keyed (all cylinders except CR8000, CR8020, CR8027, CR8200, CR8500, CR8600, CR8700) | MK | Add \$16.00 per cylinder |
| Master keyed Pyramid (except CR8020, CR8027) | MK | |
| Master keyed Security (including LFIC cylinder and core) | MK | |
| Master keyed Access 3 (except CR8500, CR8600, CR8700 LFIC cores) | MK | |
| Master keyed (CR8000, CR8020, CR8027, CR8200, CR8500, CR8600, CR8700) | MK-IC | No Charge |
| Master keyed to customer bittings or sample key | MK-CB | Add \$16.00 per cylinder |
| Visual Key Control (VKC) | | |
| No bitting or keyset stamping on keys | VKC0 | \$4.50 |
| Keys only | VKC1 | No Charge |
| Cylinder and Keys ³ (not for AS, AHS, ACS, ACHS, HS, CHS, PHS or PCHS) | VKC2 | \$8.00 |
| Cylinders only ³ (not for AS, AHS, HS, ACS, ACHS, CHS, PHS or PCHS) | VKC3 | |
| Concealed Key Control (CKC) | | |
| CKC cylinders with VKC keys | CKC2 | \$8.00 |
| CKC cylinders only ³ (not for AS, AHS, ACS, ACHS, PHS, PCHS) | CKC3 | |

Notes:

1. CMK Construction master keying charge is in addition to master keying charge.
2. CMK Construction master keying is not available in interchangeable core, Access 3, Pyramid, or Security series.
3. VKC2, VKC3, CKC3 are not available in Access 3, Pyramid or Security series.

*Double cylinder keying: unless otherwise specified, both cylinders of 32, 62, 72 and 82 functions will be keyed alike. The inside cylinder of 52 function will be keyed to the master key(s) only, while the outside cylinder will include the change key. If different keying is required, specify outside cylinder first, then inside cylinder. For key bows other than 10 and 90, specify 'KB' + bow number as Quick Code, e.g. KB12.

Strike Options*

To purchase strike separately, see catalog for part no.

| Lip Length | ANSI Curved Lip Specify Quick Code | T-Strike Curved Lip Box Specify Quick Code | Add or Deduct |
|------------|------------------------------------|--|----------------------|
| 1-1/4" | SA114 Standard | NA | No Charge |
| 1-3/4" | N/A | SC134 | Add \$17.00 per lock |
| 2" | N/A | SC200 | |
| 2-1/8" | N/A | SC218 | |
| 2-1/4" | N/A | SC214 | |
| 2-1/2" | N/A | SC212 | |
| 2-3/4" | N/A | SC234 | |
| 3" | N/A | SC300 | |

| Lip Length | ANSI Straight Lip For Door Pair** Quick Code | For Door Pair** Quick Code | Add or Deduct |
|------------|--|----------------------------|---------------|
| 1-13/16" | SA136 | SP136 | No Charge |

| Lip length | ANSI Straight Lip For Extended Lip Escutcheon Quick Code | For Extended Lip Escutcheon Quick Code | Add or Deduct |
|------------|--|--|---------------|
| 15/16" | Standard when Extended Lip Option is Specified | SX156 | No Charge |

*If door thickness is standard or has been specified and no special door or frame condition exist, then only the first two characters of the optional strike Quick code must be specified (e.g. "SC").

The correct lip length will be determined by our order entry system based on the standard or specified door thickness.

** Lip is measured from back of strike.

Miscellaneous Options

| Description | Specify Quick Code | Add or Deduct |
|---|----------------------------|-----------------------------|
| Split designs and split finishes | Outside Trim x Inside Trim | Higher set price prevails |
| Spanner head screws | M02 | Add \$29.00 per lockset |
| Torx® head screws (on strike) | M04 | Add \$35.00 per lockset |
| Lever to accept 6 or 7-pin SFIC (ESE only) | M08 | Deduct \$20.00 per lockset |
| Extended lip escutcheon (for single door reverse bevel; 630 finish to match 626 only) | M11 | Add \$71.00 per lockset |
| Knurling outside and inside | M20* | Add \$204.00 per lockset |
| Knurling outside only | M21* | Add \$102.00 per lockset |
| Knurling Inside only | M22* | |
| Abrasive coat outside and inside | M23 | Add \$124.00 per lockset |
| Abrasive coat inside only | M24 | Add \$62.00 per lockset |
| Abrasive coat outside only | M25 | |
| Lead lining escutcheon | M28 | Add \$136.00 per Escutcheon |
| Unstaked lever retainer | M33 | No Charge |

*All levers provided in a powder coat finish will be supplied with an abrasive coating.

Standard Features

Case

Extruded Brass

Shackle

11/32" (8.7mm) diameter hardened steel (PL5000 Series), brass (PL5100 Series) or stainless steel (PL5200 Series)

Locking

Ball-bearing locking heel and toe

Cylinder

RFC model: 6-pin Fixed Core (2300)
IC model: 6-pin & Pyramid IC (8000 series)
L4 keyway standard

Case Quantity

36

Case Weight

27 lbs



Ordering Example

Stock Order

| Quantity | Series/Function |
|----------|-----------------|
| 10 | PL5000R |

Access 3 Order

| Quantity | Series/Function | Misc. Options |
|----------|-----------------|---------------|
| 8 | PL5070 | ACP M44 |

Contract Order

| Quantity | Keyset | Series/Function | Shackle Length | Misc. Options |
|----------|--------|-----------------|----------------|---------------|
| 10 | AA1 | PL5080 | 258 | M45 |

Padlocks

| Hardened Steel Shackle | Brass Shackle | Description | List Price |
|------------------------|---------------|--------------------------------------|------------|
| PL5000R | PL5100R | Rekeyable Fixed Core (RFC) | \$149.00 |
| PL5070* | PL5170* | Interchangeable core (IC), less core | \$155.00 |
| PL5080 | PL5180 | IC 6-pin | \$263.00 |
| PL5090 | PL5190 | IC security | \$423.00 |
| PL5030 | PL5130 | Pyramid High Security (IC) | \$387.00 |
| PL5037 | PL5137 | Pyramid Security (IC) | \$343.00 |

| Stainless Steel Shackle | Description | List Price |
|-------------------------|--------------------------------------|------------|
| PL5200R | Rekeyable Fixed Core (RFC) | \$154.00 |
| PL5270* | Interchangeable core (IC), less core | \$160.00 |
| PL5280 | IC 6-pin | \$268.00 |
| PL5290 | IC security | \$428.00 |
| PL5230 | Pyramid High Security (IC) | \$392.00 |
| PL5237 | Pyramid Security (IC) | \$348.00 |

Shackle Length Options with Padlocks

| Description | Specify Quick Code | Add or Deduct |
|-------------|--------------------|-----------------------|
| 7/8" | (standard) | No Charge |
| 2-5/8" | 258 | Add \$5.00 to padlock |

* Access 3 is only available with Less Core.

Cylinder Options (continued) & Keying Options*

| Description | Specify Quick Code | Add or Deduct |
|---|--------------------|--------------------------------|
| Access 3 | | |
| Access 3 LFIC Patented | ACP | Add \$108.00 per cylinder |
| Access 3 LFIC Security | ACS | Add \$189.00 per cylinder |
| Access 3 LFIC High Security, UL 437 | ACHS | Add \$223.00 per cylinder |
| LFIC | | |
| LFIC 6-pin with Temporary Construction Core (Red) | CT6R | No Charge |
| LFIC 6-pin with Temporary Construction Core (Blue) | CT6B | No Charge |
| LFIC 6-pin with Temporary Construction Core (Green) | CT6G | No Charge |
| Keying and Keys | | |
| 0-bitted with 2 Blank Keys | (standard) | No Charge |
| Keyed Random | KR | |
| Construction master keyed ^{1,2} | CMK | Add \$16.00 per cylinder |
| More than 2 Keys | KY# (e.g., KY6) | See page 33 - Cut Keys Section |
| Master Keying | | |
| Master keyed (all cylinders except CR8000, CR8020, CR8027, CR8200, CR8500, CR8600, CR8700 LFIC cores) | MK | Add \$16.00 per cylinder |
| Master keyed Pyramid (except CR8020, CR8027 LFIC cores) | MK | |
| Master keyed Security (including LFIC cylinder and core) | MK | |
| Master keyed Access 3 (except CR8500, CR8600, CR8700 LFIC cores) | MK | |
| Master keyed (CR8000, CR8020, CR8027, CR8200, CR8500, CR8600, CR8700 LFIC cores) | MK-IC | No Charge |
| Master keyed to customer bittings or sample key | MK-CB | Add \$16.00 per cylinder |
| Visual Key Control (VKC) | | |
| No bitting or keyset stamping on keys | VKC0 | \$4.50 |
| Keys only | VKC1 | No Charge |
| Cylinder and Keys ³ (not for AS, AHS, ACS, ACHS, HS, CHS, PHS or PCHS) | VKC2 | \$8.00 |
| Cylinders only ³ (not for AS, AHS, HS, ACS, ACHS, CHS, PHS or PCHS) | VKC3 | |
| Concealed Key Control (CKC) | | |
| CKC cylinders with VKC keys | CKC2 | \$8.00 |
| CKC cylinders only ³ (not for AS, AHS, ACS, ACHS, PHS, PCHS) | CKC3 | |
| More than 2 keys per lock | KY# (e.g., KY6) | See page 33 - Cut Keys Section |
| Rekeybale FC (RFC) Less Cylinder | LC | Deduct \$29.00 per cylinder |

- Notes:
1. CMK Construction master keying charge is in addition to master keying charge.
 2. CMK Construction master keying is not available in interchangeable core, Access 3, Pyramid, or Security series.
 3. VKC2, VKC3, CKC3 are not available in Access 3, Pyramid or Security series.

*Double cylinder keying: unless otherwise specified, both cylinders of 32, 62, 72 and 82 functions will be keyed alike. The inside cylinder of 52 function will be keyed to the master key(s) only, while the outside cylinder will include the change key. If different keying is required, specify outside cylinder first, then inside cylinder. For key bows other than 10 and 90, specify 'KB' + bow number as Quick Code, e.g. KB12.

Miscellaneous Options

| Description | Specify Quick Code | Add or Deduct |
|--|--------------------|-----------------------|
| Chain and clevis attached | M44 | Add \$4.00 to padlock |
| Custom die stamped case* (specify existing die number or lettering specifications for artwork) | M45 | Add \$5.50 to padlock |

*To create new die stamp, contact factory. Provide artwork with request for quotation.
Die stamps remain the property of Corbin Russwin.

ANSI/BHMA A156.36
Grade 2

Standard Features
Handing

Non-handed

Door Thickness

1-3/8" - 2-1/4"

Backset

2-3/4" (standard)
2-3/8" available

Strike

2-3/4" x 1-1/8"

Cylinder

Brass 6-pin,
0-bitted, L4 keyway

Keys

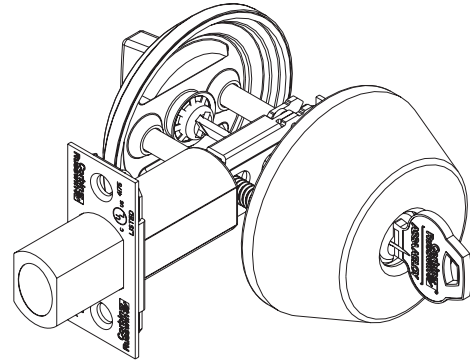
Two nickel silver keys

Case Quantity

12

Case Weight

24 lbs



Ordering Example

Stock Order

| Quantity | Series/Function | Finish |
|----------|-----------------|--------|
| 30 | DL2213 | 626 |

Contract Order

| Quantity | Series/Function | Finish | Keyset | Optional Strike |
|----------|-----------------|--------|--------|-----------------|
| 30 | DL2213 | 626 | AA1 | SS134 |

| Function | Description | Finish: 613E, 626, BSP, WSP | Finish: 605, 606, 612, 613, 625 |
|----------|------------------------|--------------------------------|---------------------------------------|
| DL2213 | Single Cylinder | \$158.00 | \$165.00 |
| DL2212 | Double Cylinder | \$203.00 | \$210.00 |
| DL2217 | Classroom | \$158.00 | \$165.00 |
| DL2211 | Cylinder x Blank | | |
| DL2260 | Thumbturn x Blank | \$114.00 | \$118.00 |
| DL2261 | Thumbturn x Indicator* | \$127.00 | \$131.00 |

Notes:

Both cylinders of double cylinder deadlocks are keyed alike, unless otherwise specified. If different keying is required, specify outside cylinder first, then inside cylinder.

*Indicator option code MUST be specified when ordering DL2261. If none specified, V21 will be provided as default.

| Cylinder Options | | |
|--|---------------------------|--------------------------------|
| Description | Specify Quick Code | Add or Deduct |
| Conventional 6-pin | (standard) | No Charge |
| Conventional 7-pin | 7P | Add \$2.00 per cylinder |
| Less Standard Cylinder | LC | No Deduct |
| LFIC | | |
| LFIC 6-pin | C6 | Add \$108.00 per cylinder |
| LFIC 6-pin Less Core | CL6 | No Charge |
| LFIC 6-pin with Temporary Construction Core (Red) | CT6R | Add \$108.00 per cylinder |
| LFIC 6-pin with Temporary Construction Core (Blue) | CT6B | Add \$108.00 per cylinder |
| LFIC 6-pin with Temporary Construction Core (Green) | CT6G | Add \$108.00 per cylinder |
| LFIC 6-pin with Temporary Disposable Core | CT6D | No Charge |
| LFIC 7-pin | C7 | Add \$110.00 per cylinder |
| LFIC 7-pin Less Core | CL7 | No Charge |
| LFIC 7-pin with Temporary Construction Core (Red) | CT7R | Add \$110.00 per cylinder |
| LFIC 7-pin with Temporary Construction Core (Blue) | CT7B | Add \$110.00 per cylinder |
| LFIC 7-pin with Temporary Construction Core (Green) | CT7G | Add \$110.00 per cylinder |
| LFIC 7-pin with temporary Disposable Core | CT7D | No Charge |
| SFIC | | |
| SFIC 6-pin | C6S | Add \$97.00 per cylinder |
| SFIC 6-pin with Temporary Construction Core (Blue) | CT6SB | Add \$97.00 per cylinder |
| SFIC 6-pin or 7-pin with Temporary Disposable Core | CTSD | No Charge |
| SFIC 7-pin | C7S | Add \$97.00 per cylinder |
| SFIC 7-pin with Temporary Construction Core (Blue) | CT7SB | Add \$97.00 per cylinder |
| Security | | |
| Security | HS | Add \$161.00 per cylinder |
| Security LFIC | CHS | Add \$268.00 per cylinder |
| Access 3 | | |
| Access 3 Patented | AP | No Charge |
| Access 3 Security | AS | Add \$81.00 per cylinder |
| Access 3 High Security, UL 437 | AHS | Add \$115.00 per cylinder |
| Access 3 LFIC Patented | ACP | Add \$108.00 per cylinder |
| Access 3 LFIC Security | ACS | Add \$189.00 per cylinder |
| Access 3 LFIC High Security, UL 437 | ACHS | Add \$223.00 per cylinder |
| Pyramid | | |
| Pyramid Security Fixed Core | PS | Add \$87.00 per cylinder |
| Pyramid Security LFIC | PCS | Add \$188.00 per cylinder |
| Pyramid High Security Fixed Core | PHS | Add \$126.00 per cylinder |
| Pyramid High Security LFIC | PCHS | Add \$232.00 per cylinder |
| Pyramid LFIC with Temporary Construction Core | CTP | Add \$108.00 per cylinder |
| Pyramid LFIC with Temporary Disposable Core | CTPD | No Charge |
| Pyramid LFIC Less Core | CLP | No Charge |
| Keying and Keys | | |
| 0-bitted with 2 Blank Keys | (standard) | No Charge |
| Keyed Random | KR | |
| Construction master keyed ^{1,2} | CMK | Add \$16.00 per cylinder |
| More than 2 Keys | KY# (e.g., KY6) | See page 33 - Cut Keys Section |
| Master Keying | | |
| Master keyed (all cylinders except CR8000, CR8020, CR8027, CR8200, CR8500, CR8600, CR8700) | MK | Add \$16.00 per cylinder |
| Master keyed Pyramid (except CR8020, CR8027 LFIC cores) | MK | |
| Master keyed Security (including LFIC cylinder and core) | MK | |
| Master keyed Access 3 (except CR8500, CR8600, CR8700 LFIC cores) | MK | |
| Master keyed (CR8000, CR8020, CR8027, CR8200, CR8500, CR8600, CR8700) | MK-IC | No Charge |
| Master keyed to customer bittings or sample key | MK-CB | Add \$16.00 per cylinder |

Cylinder Options (continued) & Keying Options*

| Description | Specify Quick Code | Add or Deduct |
|---|--------------------|---------------|
| Visual Key Control (VKC) | | |
| No biting or keyset stamping on keys | VKC0 | \$4.50 |
| Keys only | VKC1 | No Charge |
| Cylinder and Keys ³ (not for AS, AHS, ACS, ACHS, HS, CHS, PHS or PCHS) | VKC2 | \$8.00 |
| Cylinders only ³ (not for AS, AHS, HS, ACS, ACHS, CHS, PHS or PCHS) | VKC3 | |
| Concealed Key Control (CKC) | | |
| CKC cylinders with VKC keys | CKC2 | \$8.00 |
| CKC cylinders only ³ (not for AS, AHS, ACS, ACHS, PHS, PCHS) | CKC3 | |

Notes: 1. CMK Construction master keying charge is in addition to master keying charge.
 2. CMK Construction master keying is not available in interchangeable core, Access 3, Pyramid, or Security series.
 3. VKC2, VKC3, CKC3 are not available in Access 3, Pyramid or Security series.
 * For key bows other than 10 and 90, specify 'KB' + bow number as Quick Code, e.g. KB12.

Strike Options

To purchase strike separately, see catalog or parts manual for part no.

| Lip Length | ANSI Straight Lip - Specify Quick Code | Add or Deduct |
|------------|--|----------------------|
| 7/8" | SS078 | No Charge |
| 1-1/8" | SS118 | |
| 1-1/4" | SS114 | |
| 1-3/8" | SS138 | |
| 1-1/2" | SS112 | |
| 1-3/4" | SS134 | Add \$17.00 per lock |
| 2" | SS200 | |
| 2-1/4" | SS214 | |
| 2-1/2" | SS212 | |
| 2-3/4" | SS234 | |
| 3" | SS300 | |

Door Thickness Options

| Description | Specify Quick Code | Add or Deduct |
|-------------|--------------------|---------------|
| 1-3/8" | D138 | No Charge |
| 1-3/4" | (standard) | No Charge |
| 2" | D200 | No Charge |
| 2-1/4" | D214 | No Charge |

Indicator Options

| Description | Specify Quick Code | Add or Deduct |
|--|--------------------|----------------------|
| Indicator inside only "Unlocked/Locked" in green/red | V01 | Add \$33.00 per lock |
| Indicator inside only "Unlocked/Locked" in white/red | V04 | |
| Indicator inside only, French "Ouvert/Fermé" in green/red | V01F | |
| Indicator both sides "Unlocked/Locked" x "Vacant/Occupied" in green/red (Std for DL2261) | V21 | No Charge |
| Indicator both sides "Unlocked/Locked" x "Vacant/Occupied" in white/red | V54 | |
| Indicator both sides, French "Ouvert/Fermé" x "Libre/Occupée" in green/red | V21F | |

Miscellaneous Options

| Description | Specify Quick Code | Add or Deduct |
|--------------------------------------|--------------------|------------------------|
| 1" (25mm) bolt front, square corners | M14 | Add \$6.00 per lockset |
| ANSI wrought strike box | M17 | No Charge |
| Plastic box for standard strike | (standard) | No Charge |
| 2-3/8" (60mm) backset bolt | B238 | No Charge |

**Standard Features
Handing**

Non-handed, except DL3017
function

Door Thickness

1-3/4" - 2-1/4"

Backset

2-3/4" (standard)

Strike

Wrought brass or bronze
2-3/4" x 1-1/8" with
wrought box

Cylinder

Brass 6-pin,
0-bitted, L4 keyway

Keys


Two nickel silver keys

Weight

2.5 lbs each

Case Quantity

12



Ordering Example

Stock Order

| Quantity | Series/Function | Finish |
|----------|-----------------|--------|
| 30 | DL3013 | 626 |

Contract Order

| Quantity | Series/Function | Finish | Keypad | Optional Strike |
|----------|-----------------|--------|--------|-----------------|
| 30 | DL3013 | 626 | AA1 | SD001 |

| Function | Description | Finish: 605, 606, 612 613 613E, 618, 619, 625, 626, 722, BSP, WSP |
|----------|-------------------|--|
| DL3013 | Single Cylinder | \$367.00 |
| DL3012 | Double Cylinder | \$492.00 |
| DL3017 | Classroom* | \$375.00 |
| DL3011 | Cylinder x Blank | \$367.00 |
| DL3060 | Thumbturn x Blank | |

*Thumbturn will not project deadbolt. Specify hand.

| Cylinder Options | | |
|---|---------------------------|------------------------------|
| Description | Specify Quick Code | Add or Deduct |
| Conventional 6-pin | (standard) | No Charge |
| Conventional 7-pin | 7P | Add \$2.00 per cylinder |
| Less Standard Cylinder | LC | Deduct \$125.00 per cylinder |
| LFIC | | |
| LFIC 6-pin | C6 | Add \$108.00 per cylinder |
| LFIC 6-pin Less Core | CL6 | No Charge |
| LFIC 6-pin with Temporary Construction Core (Red) | CT6R | Add \$108.00 per cylinder |
| LFIC 6-pin with Temporary Construction Core (Blue) | CT6B | Add \$108.00 per cylinder |
| LFIC 6-pin with Temporary Construction Core (Green) | CT6G | Add \$108.00 per cylinder |
| LFIC 6-pin with Temporary Disposable Core | CT6D | No Charge |
| LFIC 7-pin | C7 | Add \$110.00 per cylinder |
| LFIC 7-pin Less Core | CL7 | Add \$2.00 per cylinder |
| LFIC 7-pin with Temporary Construction Core (Red) | CT7R | Add \$110.00 per cylinder |
| LFIC 7-pin with Temporary Construction Core (Blue) | CT7B | Add \$110.00 per cylinder |
| LFIC 7-pin with Temporary Construction Core (Green) | CT7G | Add \$110.00 per cylinder |
| LFIC 7-pin with temporary Disposable Core | CT7D | Add \$2.00 per cylinder |
| UL LFIC 6-Pin Housing Less Core | CL6AH | Add \$108.00 per cylinder |
| UL LFIC 6-Pin Housing with Disposable Core | CTAHD | Add \$108.00 per cylinder |
| UL LFIC 6-Pin Housing with Temp Construction Core | CT6AH(R/B/G) | Add \$233.00 per cylinder |
| SFIC | | |
| SFIC 6-pin | C6S | Add \$97.00 per cylinder |
| SFIC 6-pin with Temporary Construction Core (Blue) | CT6SB | Add \$97.00 per cylinder |
| SFIC 6-pin with SFIC Disposable Temporary Core | CT6SD | No Charge |
| SFIC 6-pin Less Core | CLS6 | No Charge |
| SFIC 7-pin | C7S | Add \$97.00 per cylinder |
| SFIC 7-pin with Temporary Construction Core (Blue) | CT7SB | Add \$97.00 per cylinder |
| SFIC 7-pin with SFIC Disposable Temporary Core | CT7SD | No Charge |
| SFIC 7-pin Less Core | CLS7 | No Charge |
| Security | | |
| Security | HS | Add \$164.00 per cylinder |
| Security LFIC | CHS | Add \$268.00 per cylinder |
| Access 3 | | |
| Access 3 Patented | AP | No Charge |
| Access 3 Security | AS | Add \$81.00 per cylinder |
| Access 3 High Security, UL 437 | AHS | Add \$115.00 per cylinder |
| Access 3 LFIC Patented | ACP | Add \$108.00 per cylinder |
| Access 3 LFIC Security | ACS | Add \$189.00 per cylinder |
| Access 3 LFIC High Security, UL 437 | ACHS | Add \$223.00 per cylinder |
| Pyramid | | |
| Pyramid Security Fixed Core | PS | Add \$87.00 per cylinder |
| Pyramid Security LFIC | PCS | Add \$188.00 per cylinder |
| Pyramid High Security Fixed Core | PHS | Add \$130.00 per cylinder |
| Pyramid High Security LFIC | PCHS | Add \$232.00 per cylinder |
| Pyramid LFIC with Temporary Construction Core | CTP | Add \$108.00 per cylinder |
| Pyramid LFIC with Temporary Disposable Core | CTPD | No Charge |
| Pyramid LFIC Less Core | CLP | No Charge |

Notes:

1. CMK Construction master keying charge is in addition to master keying charge.

*Both cylinders of double cylinder deadlocks are keyed alike, unless otherwise specified. If different keying is required, specify outside cylinder first, then inside cylinder.

For key bows other than 10 and 90, specify 'KB' + bow number as Quick Code, e.g. KB12.

Note: KB92 cannot be furnished with VKC or other markings.

Cylinder Options (continued) & Keying Options*

| Description | Specify Quick Code | Add or Deduct |
|--|--------------------|--------------------------------|
| Keying and Keys | | |
| 0-bitted with 2 Blank Keys | (standard) | No Charge |
| Keyed Random | KR | |
| Construction master keyed ^{1,2} | CMK | Add \$16.00 per cylinder |
| More than 2 Keys | KY# (e.g., KY6) | See page 33 - Cut Keys Section |
| Master Keying | | |
| Master keyed (all cylinders except CR8000, CR8020, CR8027, CR8200, CR8500, CR8600, CR8700) | MK | Add \$16.00 per cylinder |
| Master keyed Pyramid (except CR8020, CR8027 LFIC cores) | MK | |
| Master keyed Security (including LFIC cylinder and core) | MK | |
| Master keyed Access 3 (except CR8500, CR8600, CR8700 LFIC cores) | MK | |
| Master keyed (CR8000, CR8020, CR8027, CR8200, CR8500, CR8600, CR8700) | MK-IC | No Charge |
| Master keyed to customer bittings or sample key | MK-CB | Add \$16.00 per cylinder |
| Visual Key Control (VKC) | | |
| No bitting or keyset stamping on keys | VKC0 | \$4.50 |
| Keys only | VKC1 | No Charge |
| Cylinder and Keys ³ (not for AS, AHS, ACS, ACHS, HS, CHS, PHS or PCHS) | VKC2 | \$8.00 |
| Cylinders only ³ (not for AS, AHS, HS, ACS, ACHS, CHS, PHS or PCHS) | VKC3 | |
| Concealed Key Control (CKC) | | |
| CKC cylinders with VKC keys | CKC2 | \$8.00 |
| CKC cylinders only ³ (not for AS, AHS, ACS, ACHS, PHS, PCHS) | CKC3 | |

- Notes: 1. CMK Construction master keying charge is in addition to master keying charge.
 2. CMK Construction master keying is not available in interchangeable core, Access 3, Pyramid, or Security series.
 3. VKC2, VKC3, CKC3 are not available in Access 3, Pyramid or Security series.

*For key bows other than 10 and 90, specify 'KB' + bow number as Quick Code, e.g. KB12.

Strike Options*

To purchase strike separately, see catalog or parts manual for part no.

| Lip Length | ANSI Straight Lip - Specify Quick Code | Add or Deduct |
|------------|--|----------------------|
| 7/8" | SS078 | No Charge |
| 1-1/8" | SS118 | |
| 1-1/4" | SS114 | |
| 1-3/8" | SS138 | |
| 1-1/2" | SS112 | |
| 1-3/4" | SS134 | Add \$17.00 per lock |
| 2" | SS200 | |
| 2-1/4" | SS214 | |
| 2-1/2" | SS212 | |
| 2-3/4" | SS234 | |
| 3" | SS300 | |

Strike Options (No lip)

| Description | Specify Quick Code | Add or Deduct |
|-----------------|--------------------|---------------|
| 2-3/4" x 1-1/8" | (standard) | No Charge |
| 3-1/2" x 1-1/8" | SD001 | |

Door Thickness Options

| Description | Specify Quick Code | Add or Deduct |
|-------------------------------------|--------------------|------------------------|
| 1-3/8" (Not available in IC option) | D138 | No Charge |
| 1-3/4" - 2" | (standard) | |
| 2-1/4" | D214 | Add \$6.00 per lockset |

Miscellaneous Options

| Description | Specify Quick Code | Add or Deduct |
|---------------------------------|--------------------|--------------------|
| ANSI wrought box | M17 | No Charge |
| Ergonomic Thumbturn | M34 | Add \$21.00 per TT |
| Plastic box for standard strike | PStdStrike | No Charge |
| 2-3/8" backset | B238 | |

Standard Features

Handing
Non-handed

Door Thickness
1-3/8" - 2-1/4"

Backset
2-3/4" (standard)
2-3/8" available

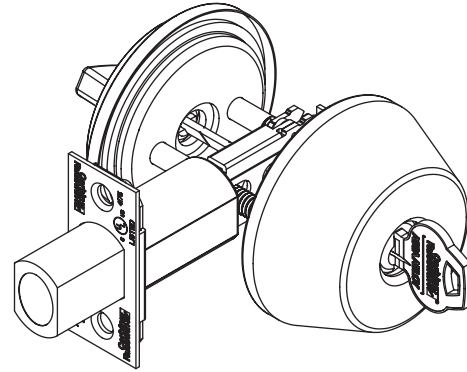
Strike
2-3/4" x 1-1/8"

Cylinder
Brass 6-pin,
0-bitted, L4 keyway

Keys
Two nickel silver keys

Case Quantity 12
Case Weight 24 lbs

**ANSI/BHMA 156.36
Grade 1**



Ordering Example

Stock Order

| Quantity | Series/Function | Finish |
|----------|-----------------|--------|
| 30 | DL3213 | 626 |

Contract Order

| Quantity | Series/Function | Finish | Keyset | Optional Strike |
|----------|-----------------|--------|--------|-----------------|
| 30 | DL3213 | 626 | AA1 | SS134 |

| Function | Description | Finish: 613E, 626, BSP, WSP | Finish: 605, 606, 612, 613, 625 |
|----------|-------------------|--------------------------------|---------------------------------------|
| DL3213 | Single Cylinder | \$287.00 | \$294.00 |
| DL3212 | Double Cylinder | \$402.00 | \$409.00 |
| DL3217 | Classroom | \$287.00 | \$294.00 |
| DL3211 | Cylinder x Blank | | |
| DL3260 | Thumbturn x Blank | \$243.00 | \$247.00 |

| Cylinder Options | | |
|---|---------------------------|------------------------------|
| Description | Specify Quick Code | Add or Deduct |
| Conventional 6-pin | (standard) | No Charge |
| Conventional 7-pin | 7P | Add \$2.00 per cylinder |
| Less Standard Cylinder | LC | Deduct \$115.00 per cylinder |
| LFIC | | |
| LFIC 6-pin | C6 | Add \$108.00 per cylinder |
| LFIC 6-pin Less Core | CL6 | No Charge |
| LFIC 6-pin with Temporary Construction Core (Red) | CT6R | Add \$108.00 per cylinder |
| LFIC 6-pin with Temporary Construction Core (Blue) | CT6B | Add \$108.00 per cylinder |
| LFIC 6-pin with Temporary Construction Core (Green) | CT6G | Add \$108.00 per cylinder |
| LFIC 6-pin with Temporary Disposable Core | CT6D | No Charge |
| LFIC 7-pin | C7 | Add \$110.00 per cylinder |
| LFIC 7-pin Less Core | CL7 | No Charge |
| LFIC 7-pin with Temporary Construction Core (Red) | CT7R | Add \$110.00 per cylinder |
| LFIC 7-pin with Temporary Construction Core (Blue) | CT7B | Add \$110.00 per cylinder |
| LFIC 7-pin with Temporary Construction Core (Green) | CT7G | Add \$110.00 per cylinder |
| LFIC 7-pin with temporary Disposable Core | CT7D | No Charge |
| SFIC | | |
| SFIC 6-pin | C6S | Add \$97.00 per cylinder |
| SFIC 6-pin with Temporary Construction Core (Blue) | CT6SB | Add \$97.00 per cylinder |
| SFIC 6-pin or 7-pin with Temporary Disposable Core | CTSD | No Charge |
| SFIC 7-pin | C7S | Add \$97.00 per cylinder |
| SFIC 7-pin with Temporary Construction Core (Blue) | CT7SB | Add \$97.00 per cylinder |
| Security | | |
| Security | HS | Add \$161.00 per cylinder |
| Security LFIC | CHS | Add \$268.00 per cylinder |
| Access 3 | | |
| Access 3 Patented | AP | No Charge |
| Access 3 Security | AS | Add \$81.00 per cylinder |
| Access 3 High Security, UL 437 | AHS | Add \$115.00 per cylinder |
| Access 3 LFIC Patented | ACP | Add \$108.00 per cylinder |
| Access 3 LFIC Security | ACS | Add \$189.00 per cylinder |
| Access 3 LFIC High Security, UL 437 | ACHS | Add \$223.00 per cylinder |
| Pyramid | | |
| Pyramid Security Fixed Core | PS | Add \$87.00 per cylinder |
| Pyramid Security LFIC | PCS | Add \$188.00 per cylinder |
| Pyramid High Security Fixed Core | PHS | Add \$126.00 per cylinder |
| Pyramid High Security LFIC | PCHS | Add \$232.00 per cylinder |
| Pyramid LFIC with Temporary Construction Core | CTP | Add \$108.00 per cylinder |
| Pyramid LFIC with Temporary Disposable Core | CTPD | No Charge |
| Pyramid LFIC Less Core | CLP | No Charge |

Notes:

1. CMK Construction master keying charge is in addition to master keying charge.

*Both cylinders of double cylinder deadlocks are keyed alike, unless otherwise specified. If different keying is required, specify outside cylinder first, then inside cylinder.

For key bows other than 10 and 90, specify 'KB' + bow number as Quick Code, e.g. KB12.

Note: KB92 cannot be furnished with VKC or other markings.

Cylinder Options (continued) & Keying Options*

| Description | Specify Quick Code | Add or Deduct |
|--|--------------------|--------------------------------|
| Keying and Keys | | |
| 0-bitted with 2 Blank Keys | (standard) | No Charge |
| Keyed Random | KR | |
| Construction master keyed ^{1,2} | CMK | Add \$16.00 per cylinder |
| More than 2 Keys | KY# (e.g., KY6) | See page 33 - Cut Keys Section |
| Master Keying | | |
| Master keyed (all cylinders except CR8000, CR8020, CR8027, CR8200, CR8500, CR8600, CR8700) | MK | Add \$16.00 per cylinder |
| Master keyed Pyramid (except CR8020, CR8027 LFIC cores) | MK | |
| Master keyed Security (including LFIC cylinder and core) | MK | |
| Master keyed Access 3 (except CR8500, CR8600, CR8700 LFIC cores) | MK | |
| Master keyed (CR8000, CR8020, CR8027, CR8200, CR8500, CR8600, CR8700) | MK-IC | No Charge |
| Master keyed to customer bittings or sample key | MK-CB | Add \$16.00 per cylinder |
| Visual Key Control (VKC) | | |
| No bitting or keyset stamping on keys | VKC0 | \$4.50 |
| Keys only | VKC1 | No Charge |
| Cylinder and Keys ³ (not for AS, AHS, ACS, ACHS, HS, CHS, PHS or PCHS) | VKC2 | \$8.00 |
| Cylinders only ³ (not for AS, AHS, HS, ACS, ACHS, CHS, PHS or PCHS) | VKC3 | |
| Concealed Key Control (CKC) | | |
| CKC cylinders with VKC keys | CKC2 | \$8.00 |
| CKC cylinders only ³ (not for AS, AHS, ACS, ACHS, PHS, PCHS) | CKC3 | |

Notes: 1. CMK Construction master keying charge is in addition to master keying charge.
 2. CMK Construction master keying is not available in interchangeable core, Access 3, Pyramid, or Security series.
 3. VKC2, VKC3, CKC3 are not available in Access 3, Pyramid or Security series.
 * For key bows other than 10 and 90, specify 'KB' + bow number as Quick Code, e.g. KB12.

Strike Options

To purchase strike separately, see catalog or parts manual for part no.

| Lip Length | ANSI Straight Lip - Specify Quick Code | Add or Deduct |
|------------|--|----------------------|
| 7/8" | SS078 | No Charge |
| 1-1/8" | SS118 | |
| 1-1/4" | SS114 | |
| 1-3/8" | SS138 | |
| 1-1/2" | SS112 | |
| 1-3/4" | SS134 | Add \$17.00 per lock |
| 2" | SS200 | |
| 2-1/4" | SS214 | |
| 2-1/2" | SS212 | |
| 2-3/4" | SS234 | |
| 3" | SS300 | |

Door Thickness Options

| Description | Specify Quick Code | Add or Deduct |
|-------------|--------------------|---------------|
| 1-3/8" | D138 | No Charge |
| 1-3/4" | (standard) | |
| 2" | D200 | |
| 2-1/4" | D214 | |

Miscellaneous Options

| Description | Specify Quick Code | Add or Deduct |
|--------------------------------------|--------------------|--------------------------|
| 1" (25mm) bolt front, square corners | M14 | Add \$6.00 per dead lock |
| ANSI wrought strike box | M17 | No Charge |
| Plastic box for standard strike | (standard) | |
| 2-3/8" (60mm) backset bolt | B238 | |

Standard Features

Handing

Non-handed

Door Thickness

1-3/4"

Backset

2-3/4"

Strike

Wrought brass or bronze
3-1/2" x 1-1/8"

Cylinder

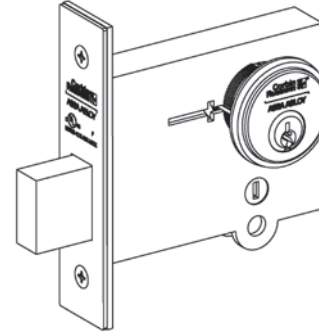
6-pin, L4 keyway, 0-bitted

Keys

Two nickel silver keys

Weight

2.25 lbs each



Ordering Example

Stock Order

| Quantity | Series/Function | Finish |
|----------|-----------------|--------|
| 30 | DL4113 | 626 |

Contract Order

| Quantity | Series/Function | Finish | Keyset | Optional Strike |
|----------|-----------------|--------|--------|-----------------|
| 30 | DL4113 | 626 | AA1 | SS118 |

| Function | Description | Finish: 613E, 626, BSP | Finish: 605, 606, 611, 612, 613, 618, 619 ,625 |
|----------|------------------------------|---------------------------|---|
| DL4113 | Single Cylinder | \$498.00 | \$503.00 |
| DL4112 | Double Cylinder | \$547.00 | \$552.00 |
| DL4117 | Classroom* | \$498.00 | \$503.00 |
| DL4111 | Cylinder x Blank | \$419.00 | \$424.00 |
| DL4122 | Double Cylinder x Thumbturn* | \$625.00 | \$630.00 |
| DL4160 | Thumbturn x Blank | \$370.00 | \$375.00 |

*Thumbturn will not project deadbolt.

| Cylinder Options | | |
|---|---------------------------|------------------------------|
| Description | Specify Quick Code | Add or Deduct |
| Conventional 6-pin | (standard) | No Charge |
| Conventional 7-pin | 7P | Add \$2.00 per cylinder |
| Less Standard Cylinder | LC | Deduct \$125.00 per cylinder |
| LFIC | | |
| LFIC 6-pin | C6 | Add \$108.00 per cylinder |
| LFIC 6-pin Less Core | CL6 | No Charge |
| LFIC 6-pin with Temporary Construction Core (Red) | CT6R | Add \$108.00 per cylinder |
| LFIC 6-pin with Temporary Construction Core (Blue) | CT6B | Add \$108.00 per cylinder |
| LFIC 6-pin with Temporary Construction Core (Green) | CT6G | Add \$108.00 per cylinder |
| LFIC 6-pin with Temporary Disposable Core | CT6D | No Charge |
| LFIC 7-pin | C7 | Add \$110.00 per cylinder |
| LFIC 7-pin Less Core | CL7 | Add \$2.00 per cylinder |
| LFIC 7-pin with Temporary Construction Core (Red) | CT7R | Add \$110.00 per cylinder |
| LFIC 7-pin with Temporary Construction Core (Blue) | CT7B | Add \$110.00 per cylinder |
| LFIC 7-pin with Temporary Construction Core (Green) | CT7G | Add \$110.00 per cylinder |
| LFIC 7-pin with temporary Disposable Core | CT7D | Add \$2.00 per cylinder |
| UL LFIC 6-Pin Housing Less Core | CL6AH | Add \$108.00 per cylinder |
| UL LFIC 6-Pin Housing with Disposable Core | CTAHD | Add \$108.00 per cylinder |
| UL LFIC 6-Pin Housing with Temp Construction Core | CT6AH(R/B/G) | Add \$233.00 per cylinder |
| SFIC | | |
| SFIC 6-pin | C6S | Add \$97.00 per cylinder |
| SFIC 6-pin with Temporary Construction Core (Blue) | CT6SB | Add \$97.00 per cylinder |
| SFIC 6-pin with SFIC Disposable Temporary Core | CT6SD | No Charge |
| SFIC 6-pin with Less Core | CLS6 | No Charge |
| SFIC 7-pin | C7S | Add \$97.00 per cylinder |
| SFIC 7-pin with Temporary Construction Core (Blue) | CT7SB | Add \$97.00 per cylinder |
| SFIC 7-pin with SFIC Disposable Temporary Core | CT7SD | No Charge |
| SFIC 7-pin with Less Core | CLS7 | No Charge |
| Security | | |
| Security | HS | Add \$164.00 per cylinder |
| Security LFIC | CHS | Add \$268.00 per cylinder |
| Access 3 | | |
| Access 3 Patented | AP | No Charge |
| Access 3 Security | AS | Add \$81.00 per cylinder |
| Access 3 High Security, UL 437 | AHS | Add \$115.00 per cylinder |
| Access 3 LFIC Patented | ACP | Add \$108.00 per cylinder |
| Access 3 LFIC Security | ACS | Add \$189.00 per cylinder |
| Access 3 LFIC High Security, UL 437 | ACHS | Add \$223.00 per cylinder |
| Pyramid | | |
| Pyramid Security Fixed Core | PS | Add \$87.00 per cylinder |
| Pyramid Security LFIC | PCS | Add \$188.00 per cylinder |
| Pyramid High Security Fixed Core | PHS | Add \$130.00 per cylinder |
| Pyramid High Security LFIC | PCHS | Add \$232.00 per cylinder |
| Pyramid LFIC with Temporary Construction Core | CTP | Add \$108.00 per cylinder |
| Pyramid LFIC with Temporary Disposable Core | CTPD | No Charge |
| Pyramid LFIC Less Core | CLP | No Charge |

Notes:

1. CMK Construction master keying charge is in addition to master keying charge.

*Both cylinders of double cylinder deadlocks are keyed alike, unless otherwise specified. If different keying is required, specify outside cylinder first, then inside cylinder.

For key bows other than 10 and 90, specify 'KB' + bow number as Quick Code, e.g. KB12.

Note: KB92 cannot be furnished with VKC or other markings.

Cylinder Options (continued) & Keying Options*

| Description | Specify Quick Code | Add or Deduct |
|--|--------------------|--------------------------------|
| Keying and Keys | | |
| 0-bitted with 2 Blank Keys | (standard) | No Charge |
| Keyed Random | KR | |
| Construction master keyed ^{1,2} | CMK | Add \$16.00 per cylinder |
| More than 2 Keys | KY# (e.g., KY6) | See page 33 - Cut Keys Section |
| Master Keying | | |
| Master keyed (all cylinders except CR8000, CR8020, CR8027, CR8200, CR8500, CR8600, CR8700) | MK | Add \$16.00 per cylinder |
| Master keyed Pyramid (except CR8020, CR8027 LFIC cores) | MK | |
| Master keyed Security (including LFIC cylinder and core) | MK | |
| Master keyed Access 3 (except CR8500, CR8600, CR8700 LFIC cores) | MK | |
| Master keyed (CR8000, CR8020, CR8027, CR8200, CR8500, CR8600, CR8700) | MK-IC | No Charge |
| Master keyed to customer bittings or sample key | MK-CB | Add \$16.00 per cylinder |
| Visual Key Control (VKC) | | |
| No bitting or keyset stamping on keys | VKC0 | \$4.50 |
| Keys only | VKC1 | No Charge |
| Cylinder and Keys ³ (not for AS, AHS, ACS, ACHS, HS, CHS, PHS or PCHS) | VKC2 | \$8.00 |
| Cylinders only ³ (not for AS, AHS, HS, ACS, ACHS, CHS, PHS or PCHS) | VKC3 | |
| Concealed Key Control (CKC) | | |
| CKC cylinders with VKC keys | CKC2 | \$8.00 |
| CKC cylinders only ³ (not for AS, AHS, ACS, ACHS, PHS, PCHS) | CKC3 | |

Notes: 1. CMK Construction master keying charge is in addition to master keying charge.
 2. CMK Construction master keying is not available in interchangeable core, Access 3, Pyramid, or Security series.
 3. VKC2, VKC3, CKC3 are not available in Access 3, Pyramid or Security series.

* For key bows other than 10 and 90, specify 'KB' + bow number as Quick Code, e.g. KB12.

Strike Options

To purchase strike separately, see catalog for part no.

| Lip length | ANSI Straight Lip Specify Quick Code | Add or Deduct |
|------------|--------------------------------------|----------------------|
| 7/8" | SS078 | Add \$17.00 per lock |
| 1-1/8" | SS118 | |
| 1-1/4" | SS114 | |
| 1-3/8" | SS138 | |
| 1-1/2" | SS112 | |
| 1-3/4" | SS134 | |
| 2" | SS200 | |
| 2-1/4" | SS214 | |
| 2-1/2" | SS212 | |
| 2-3/4" | SS234 | |
| 3" | SS300 | |

Door Thickness Options

| Description | Specify Quick Code | Add or Deduct |
|-------------|--------------------|---------------|
| 1-3/4" - 2" | (standard) | No Charge |
| 2-1/4" | D214 | |

Miscellaneous Options

| Description | Specify Quick Code | Add or Deduct |
|--|--------------------|--------------------------|
| Spanner head screws | M02 | Add \$29.00 per lockset |
| Torx head screws | M04 | Add \$35.00 per lockset |
| ANSI wrought box | M17 | No Charge |
| Lead wrapped case | M29 | Add \$388.00 per lockset |
| Ergonomic Thumbturn (specify door thickness) | M34 | Add \$21.00 per TT |
| Box for standard strike | M40 | No Charge |

Table of Contents

Multi-Point Exit Device Latching System



USA & Canada Prices Effective March 1, 2024

FE5400S Series Multi-Point Exit Device Latching System:

| | |
|--|-----|
| FE5400S Series Standard Features, Ordering Examples, Pricing | 187 |
| FE5400S Series Heavy-Duty Trim Designs: A9 Armstrong, C9 Citation, D9 Dirke, E9 Essex | 188 |
| FE5400S Series Heavy-Duty Trim Designs: L9 Lustra, N9 Newport, R9 Regis, PR9 Princeton | 189 |
| FE5400S Series Heavy-Duty Trim Designs: TH900 Pull/Thumbpiece, P9 Pull | 190 |
| FE5400S Series Heavy-Duty Trim Designs: FR9 Frascati, M9 Merlot, Z9 Zinfandel | 191 |
| FE5400S Series Heavy-Duty Trim Designs: Muséo® Georgia, Jackson, Laszlo, Marc, Salvador, Piet | 192 |
| FE5400S Series Electrically Controlled Trim Designs: A9 Armstrong, C9 Citation, D9 Dirke, E9 Essex | 193 |
| FE5400S Series Electrically Controlled Trim Designs: L9 Lustra, N9 Newport, R9 Regis, PR9 Princeton | 194 |
| FE5400S Series Electrically Controlled Trim Designs: FR9 Frascati, M9 Merlot, Z9 Zinfandel | 195 |
| FE5400S Series Electrically Controlled Trim Designs: Muséo® Georgia, Jackson, Laszlo, Marc, Salvador, Piet | 196 |
| FE5400S Series Electrified Options & Accessories | 197 |
| FE5400S Series Cylinder & Keying Options | 198 |
| FE5400S Series Cylinder & Keying Options (Con't), Door Height, Door Width, Door Thickness, Miscellaneous Options | 199 |
| FE5400S Series Removable Mullions & Options | 200 |

MP6600 Series Multi-Point Latching System:

| | |
|---|-----|
| MP6600 Series Standard Features | 201 |
| MP6600 Series: Single Cylinder, Double Cylinder with Deadbolt, Non-Keyed, EAC: ASA, CSA, LSA, NSA, PSA, RSA, NSM, NSN, NSR Levers | 202 |
| MP6600 Series Designs: Escutcheons with Single, Double Cylinder with Deadbolt, Non-Keyed, EAC, Georgia, Jackson, Josef, Laszlo, Marc, Salvador Levers | 203 |
| MP6600 Series Designs: Roses with Single, Double Cylinder with Deadbolt, Non-Keyed, EAC, Georgia, Jackson, Josef, Laszlo, Marc, Salvador Levers | 204 |
| MP6600 Series Designs: Escutcheons with Single, Double Cylinder with Deadbolt, Non-Keyed, EAC, Josef, Georges Levers | 205 |
| MP6600 Series Designs: Roses with Single, Double Cylinder with Deadbolt, Non-Keyed, EAC, Josef, Georges Levers | 206 |
| MP6600 Series Designs: Escutcheons with Single, Double Cylinder with Deadbolt, Non-Keyed, EAC, Piet Levers | 207 |
| MP6600 Series Designs: Roses with Single, Double Cylinder with Deadbolt, Non-Keyed, EAC, Piet Levers | 208 |
| MP6600 Series Designs: Escutcheons with Single, Double Cylinder with Deadbolt, Non-Keyed, EAC, Piet Levers | 209 |
| MP6600 Series Designs: Roses with Single, Double Cylinder with Deadbolt, Non-Keyed, EAC, Piet Levers | 210 |
| MP6600 Series Cylinder & Keying Options | 211 |
| MP6600 Series Cylinder & Keying Options (Con't), Strike Options | 212 |
| MP6600 Series Door Thickness, Options, Thumbturn Options, Strike Options | 213 |

FE6600 Series Multi-Point Latching System:

| | |
|---|-----|
| FE6600 Series Standard Features | 214 |
| FE6600 Series: Single Cylinder, Double Cylinder with Deadbolt, Non-Keyed, EAC: ASA, CSA, LSA, NSA, PSA, RSA, NSM, NSN, NSR Levers | 215 |
| FE6600 Series Designs: Escutcheons with Single, Double Cylinder with Deadbolt, Non-Keyed, EAC, Georgia, Jackson, Josef, Laszlo, Marc, Salvador Levers | 216 |
| FE6600 Series Designs: Roses with Single, Double Cylinder with Deadbolt, Non-Keyed, EAC, Georgia, Jackson, Josef, Laszlo, Marc, Salvador Levers | 217 |
| FE6600 Series Designs: Escutcheons with Single, Double Cylinder with Deadbolt, Non-Keyed, EAC, Josef, Georges Levers | 218 |
| FE6600 Series Designs: Roses with Single, Double Cylinder with Deadbolt, Non-Keyed, EAC, Josef, Georges Levers | 219 |
| FE6600 Series Designs: Escutcheons with Single, Double Cylinder with Deadbolt, Non-Keyed, EAC, Piet Levers | 220 |
| FE6600 Series Designs: Roses with Single, Double Cylinder with Deadbolt, Non-Keyed, EAC, Piet Levers | 221 |
| FE6600 Series Designs: Escutcheons with Single, Double Cylinder with Deadbolt, Non-Keyed, EAC, Piet Levers | 222 |
| FE6600 Series Designs: Roses with Single, Double Cylinder with Deadbolt, Non-Keyed, EAC, Piet Levers | 223 |
| FE6600 Series Cylinder & Keying Options | 224 |
| FE6600 Series Cylinder & Keying Options (Con't), Strike Options | 225 |
| FE6600 Series Door Thickness, Options, Thumbturn Options, Strike Options | 226 |

Continued on next page.

Table of Contents

Multi-Point Exit Device Latching System



USA & Canada Prices Effective March 1, 2024

BL6600 Series Multi-Point Latching System:

| | |
|---|-----|
| BL6600 Series Standard Features | 227 |
| BL6600 Series: Single Cylinder, Double Cylinder with Deadbolt, Non-Keyed, EAC: ASA, CSA, LSA, NSA, PSA, RSA, NSM, NSN, NSR Levers | 228 |
| BL6600 Series Designs: Escutcheons with Single, Double Cylinder with Deadbolt, Non-Keyed, EAC, Georgia, Jackson, Josef, Laszlo, Marc, Salvador Levers | 229 |
| BL6600 Series Designs: Roses with Single, Double Cylinder with Deadbolt, Non-Keyed, EAC, Georgia, Jackson, Josef, Laszlo, Marc, Salvador Levers | 230 |
| BL6600 Series Designs: Escutcheons with Single, Double Cylinder with Deadbolt, Non-Keyed, EAC, Josef, Georges Levers | 231 |
| BL6600 Series Designs: Roses with Single, Double Cylinder with Deadbolt, Non-Keyed, EAC, Josef, Georges Levers | 232 |
| BL6600 Series Designs: Escutcheons with Single, Double Cylinder with Deadbolt, Non-Keyed, EAC, Piet Levers | 233 |
| BL6600 Series Designs: Roses with Single, Double Cylinder with Deadbolt, Non-Keyed, EAC, Piet Levers | 234 |
| BL6600 Series Designs: Escutcheons with Single, Double Cylinder with Deadbolt, Non-Keyed, EAC, Piet Levers | 235 |
| BL6600 Series Designs: Roses with Single, Double Cylinder with Deadbolt, Non-Keyed, EAC, Piet Levers | 236 |
| BL6600 Series Cylinder & Keying Options | 237 |
| BL6600 Series Cylinder & Keying Options (Con't), Strike Options | 238 |
| BL6600 Series Door Thickness, Options, Thumbturn Options, Strike Options | 239 |

FE6700 Series Storm Shutter Multi-Point Latching System:

| | |
|---|-----|
| FE6700 Series Standard Features, Ordering Example | 240 |
| FE6700 Series Designs | 241 |
| FE6700 Series Cylinder & Keying Options | 242 |
| FE6700 Series Cylinder & Keying Options (Con't), Shutter Thickness, Shutter Height, Miscellaneous Options | 243 |

MP9800 Series Multi-Point Vertical Rod Lock:

| | |
|---|-----|
| MP9800 Series Standard Features | 244 |
| MP9800 Series Levers: Armstrong, Citation, Dirke, Essex, Lustra, Newport, Regis, Princeton, Georgia, Jackson, Josef, Laszlo, Marc, Salvador Levers | 245 |
| MP9800 Series Levers: Armstrong, Citation, Dirke, Essex, Lustra, Newport, Regis, Princeton, Georgia, Jackson, Josef, Laszlo, Marc, Salvador Freewheeling Trim, Electromechanical | 246 |
| MP9800A Series Levers: Armstrong, Citation, Dirke, Essex, Lustra, Newport, Regis, Princeton, Georgia, Jackson, Josef, Laszlo, Marc, Salvador Levers | 247 |
| MP9800A Series Levers: Armstrong, Citation, Dirke, Essex, Lustra, Newport, Regis, Princeton, Georgia, Jackson, Josef, Laszlo, Marc, Salvador Freewheeling Trim, Electromechanical | 248 |
| MP9800 Series Piet Levers, Freewheeling Trim, Electromechanical | 249 |
| MP9800A Series Piet Levers, Freewheeling Trim, Electromechanical | 250 |
| MP9800 Series Josef, Georges Levers, Freewheeling Trim, Electromechanical | 251 |
| MP9800A Series Josef, Georges Levers, Freewheeling Trim, Electromechanical | 252 |
| MP9800 Series Cylinder Options, Keying Options | 253 |
| MP9800 Series Cylinder & Keying Options (Con't) Door Height Options, Door Width Options, Door Thickness, Motorized Electric Latch Retraction | 254 |
| MP9800 Series Miscellaneous Options | 255 |
| Blank Page | 256 |

FE5400S

Multi-Point Exit Device Latching System



USA & Canada Prices Effective March 1, 2024

Standard Features

Handing

Device is non-handed. Lever trim is handed.

Bar Length

Standard: 36" (914mm) bar fits 30" - 36" (762mm-914mm) door

Door Height

7'0" (2134mm) standard

Door Thickness

1-3/4" (44mm) standard

Stile

Minimum width 4-1/2" (114mm).

Projection

3-1/4" (83mm) active, 2-3/4" (70mm) dogged.

Cylinders

Cylinder not included unless specified.

Warranty

Seven-year limited



Ordering Examples:

Exit Device Only

| Quantity | Series/Function | Finish | Hand | Misc. Options |
|----------|-----------------|--------|------|---------------|
| 65 | FE5400S | 626 | RHR | M51 |

Trim Only

| Quantity | Trim/Function | Finish | Hand | Door Thickness |
|----------|---------------|--------|------|----------------|
| 24 | N959ET | 625 | RHR | D214 |

Exit Device with Trim

| Qty | Exit Device | Trim/Function | Finish | Hand | Door Thickness | Door Width | Misc. Options |
|-----|-------------|---------------|--------|------|----------------|------------|---------------|
| 65 | FE5400S | N959ET | 605 | LHR | D214 | W048 | M51 |

Contract/Detailed Order — Exit Device with Trim


| Qty | Keyset | Exit Device | Trim/Function | Finish | Hand | Door Height | Door Width | Misc. Options | Cylinder Option |
|-----|--------|-------------|---------------|--------|------|-------------|------------|---------------|-----------------|
| 36 | AA1 | FE5400S | C959ET | 626 | LHR | HO800 | W048 | M52 | 7P |

Pricing: 36" Device Only

Includes device, strike(s) and screw pack. No cylinder or trim.

| FE5400S Series | | | |
|----------------|-------------------|---|---|
| Function | Description | Finish: 613E, 630 ¹ , BSP, WSP | Finish: 605, 606, 611, 612, 613, 618, 619, 625, 626, 629, 722 |
| FE5400S | Panic | \$5,126.00 | \$5,206.00 |
| FE5400SA | 3 Hour Fire Rated | \$5,365.00 | \$5,445.00 |

Caution: Be sure of your measurements. Exit devices are NOT returnable.



FE5400S

Multi-Point Exit Device Latching System


FE5400S Series Heavy-Duty Trim

USA & Canada Prices Effective March 1, 2024

Cylinder is not included.

Escutcheon Trim Design: A9 Armstrong

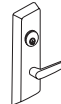
Lever: Cast **Escutcheon:** Forged



| Function | Description | Finish: 605, 606, 611, 612, 613, 613E, 618, 619, 625, 626, 629 ² , 630 ¹ , 722, BSP, WSP |
|----------|------------------------|--|
| A950ET | Dummy | \$954.00 |
| A955ET | Classroom ³ | |
| A959ET | Storeroom | |

Escutcheon Trim Design: C9 Citation

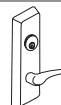
Lever: Cast **Escutcheon:** Forged



| Function | Description | Finish: 605, 606, 611, 612, 613, 613E, 618, 619, 625, 626, 629 ² , 630 ¹ , 722, BSP, WSP |
|----------|------------------------|--|
| C950ET | Dummy | \$954.00 |
| C955ET | Classroom ³ | |
| C959ET | Storeroom | |

Escutcheon Trim Design: D9 Dirke

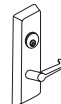
Lever: Cast **Escutcheon:** Forged



| Function | Description | Finish: 605, 606, 611, 612, 613, 613E, 618, 619, 625, 626, 629 ² , 630 ¹ , 722, BSP, WSP |
|----------|------------------------|--|
| D950ET | Dummy | \$954.00 |
| D955ET | Classroom ³ | |
| D959ET | Storeroom | |

Escutcheon Trim Design: E9 Essex

Lever: Cast **Escutcheon:** Forged



| Function | Description | Finish: 605, 606, 611, 612, 613, 613E, 618, 619, 625, 626, 629 ² , 630 ¹ , 722, BSP, WSP |
|----------|------------------------|--|
| E950ET | Dummy | \$954.00 |
| E955ET | Classroom ³ | |
| E959ET | Storeroom | |

Notes:

1. 619 finish provided to match 630 finish
2. 618 finish provided to match 629 finish.
3. Classroom function trim may be converted to storeroom function by a simple field adjustment. No additional parts required.

FE5400S

Multi-Point Exit Device Latching System

FE5400S Series Heavy-Duty Trim

USA & Canada Prices Effective March 1, 2024

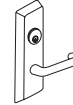
Cylinder is not included.

Escutcheon Trim Design: L9 Lustra



Lever: Cast

Escutcheon: Forged



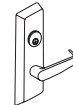
| Function | Description | Finish: 605, 606, 611, 612, 613, 613E, 618, 619, 625, 626, 629 ² , 630 ¹ , 722, BSP, WSP |
|----------|------------------------|--|
| L950ET | Dummy | \$954.00 |
| L955ET | Classroom ³ | |
| L959ET | Storeroom | |

Escutcheon Trim Design: N9 Newport



Lever: Cast

Escutcheon: Forged



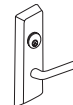
| Function | Description | Finish: 605, 606, 611, 612, 613, 613E, 618, 619, 625, 626, 629 ² , 630 ¹ , 722, BSP, WSP |
|----------|------------------------|--|
| N950ET | Dummy | \$954.00 |
| N955ET | Classroom ³ | |
| N959ET | Storeroom | |

Escutcheon Trim Design: R9 Regis



Lever: Cast

Escutcheon: Forged



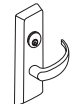
| Function | Description | Finish: 605, 606, 611, 612, 613, 613E, 618, 619, 625, 626, 629 ² , 630 ¹ , 722, BSP, WSP |
|----------|------------------------|--|
| R950ET | Dummy | \$954.00 |
| R955ET | Classroom ³ | |
| R959ET | Storeroom | |

Escutcheon Trim Design: PR9 Princeton



Lever: Cast

Escutcheon: Forged



| Function | Description | Finish: 605, 606, 611, 612, 613, 613E, 618, 619, 625, 626, 629 ² , 630 ¹ , 722, BSP, WSP |
|----------|------------------------|--|
| PR950ET | Dummy | \$954.00 |
| PR955ET | Classroom ³ | |
| PR959ET | Storeroom | |

Notes:

1. 619 finish provided to match 630 finish. – Escutcheons only.
2. 618 finish provided to match 629 finish. – Escutcheons only.
3. Classroom function trim may be converted to storeroom function by a simple field adjustment. No additional parts required.

FE5400S Multi-Point Exit Device Latching System



FE5400S Series Heavy-Duty Trim

USA & Canada Prices Effective March 1, 2024

Cylinder is not included.

Escutcheon Trim Design: TH900 Pull/Thumbpiece

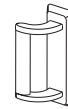
Grip: Extruded **Escutcheon:** Forged



| Function | Description | Finish: 605, 606, 611, 612, 613, 613E, 618, 619, 625, 626, 629 ² , 630 ¹ , 722, BSP |
|----------|-----------------------|---|
| TH950ET | Dummy (No thumbpiece) | \$690.00 |
| TH955ET | Classroom | \$726.00 |
| TH959ET | Storeroom | \$726.00 |

Escutcheon Trim Design: P9 Pull

Pull: Extruded **Escutcheon:** Forged



| Function | Description | Finish: 605, 606, 611, 612, 613, 613E, 618, 619, 625, 626, 629 ² , 630 ¹ , 722, BSP |
|----------|-------------|---|
| P950ET* | Dummy | \$625.00 |

* Specify Hand. Field Reversible.

FE5400S

Multi-Point Exit Device Latching System

FE5400S Series Heavy-Duty Trim

USA & Canada Prices Effective March 1, 2024

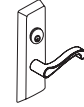
Cylinder is not included.

Escutcheon Trim Design: FR9 Frascati*



Escutcheon: Forged

* Handed Lever. Handing cannot be changed in the field.

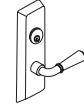


| Function | Description | Finish: 605, 606, 611, 612, 613, 613E, 618, 619, 625, 626, 629 ² , 630 ¹ , 722, BSP |
|----------|------------------------|---|
| FR950ET | Dummy | \$954.00 |
| FR955ET | Classroom ³ | |
| FR959ET | Storeroom | |

Escutcheon Trim Design: M9 Merlot



Escutcheon: Forged



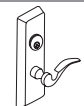
| Function | Description | Finish: 605, 606, 611, 612, 613, 613E, 618, 619, 625, 626, 629 ² , 630 ¹ , 722, BSP |
|----------|------------------------|---|
| M950ET | Dummy | \$954.00 |
| M955ET | Classroom ³ | |
| M959ET | Storeroom | |

Escutcheon Trim Design: Z9 Zinfandel*



Escutcheon: Forged

* Handed Lever. Handing cannot be changed in the field.



| Function | Description | Finish: 605, 606, 611, 612, 613, 613E, 618, 619, 625, 626, 629 ² , 630 ¹ , 722, BSP |
|----------|------------------------|---|
| Z950ET | Dummy | \$954.00 |
| Z955ET | Classroom ³ | |
| Z959ET | Storeroom | |

Notes:
3. Classroom function trim may be converted to storeroom function by a simple field adjustment. No additional parts required.

FE5400S

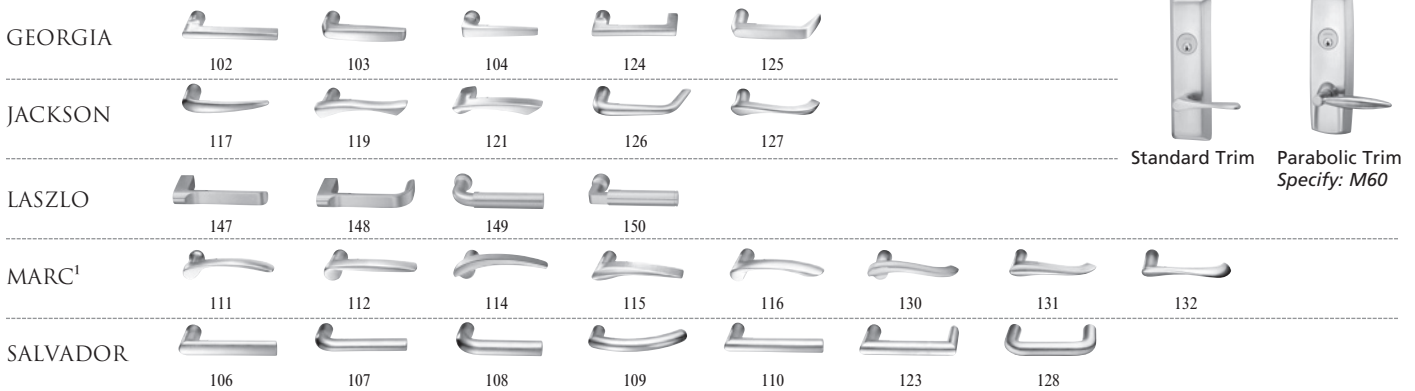
Multi-Point Exit Device Latching System

FE5400S Series Heavy-Duty Trim

USA & Canada Prices Effective March 1, 2024

Cylinder is not included.


Escutcheon Trim Design: Muséo®



| Function | Description | Finish: 605, 606, 611, 612, 613, 613E, 618, 619, 625, 626, 629², 630¹, 722, BSP |
|----------|-------------|---|
| 950ET | Dummy | \$954.00 |
| 955ET | Classroom³ | |
| 959ET | Storeroom | |

*629 and *630 finish options are Not available for all Muséo levers. Please refer to page 20 for availability.

Escutcheon Trim Design: Muséo®



*613E, BSP, WSP finishes are not available with 21M levers.

| Function | Description | Finish: 613E, 629, 630, BSP, WSP |
|----------|-------------|----------------------------------|
| 950ET | Dummy | \$1,028.00 |
| 955ET | Classroom³ | |
| 959ET | Storeroom | |

Notes:

3. Classroom function trim may be converted to storeroom function by a simple field adjustment. No additional parts required.

FE5400S

Multi-Point Exit Device Latching System

FE5400S Series Electrically Controlled Trim

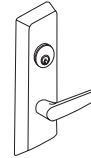
USA & Canada Prices Effective March 1, 2024

Cylinder is not included.

Escutcheon Trim Design: A9 Armstrong



Lever: Cast **Escutcheon:** Forged

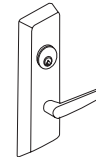


| Function | Description | Finish: 605, 606, 611, 612, 613, 613E, 618, 619, 625, 626, 629 ² , 630 ¹ , 722, BSP, WSP |
|----------|-------------|--|
| A9905ET* | Fail Secure | \$1,554.00 |

Escutcheon Trim Design: C9 Citation



Lever: Cast **Escutcheon:** Forged



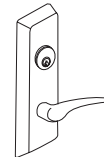
| Function | Description | Finish: 605, 606, 611, 612, 613, 613E, 618, 619, 625, 626, 629 ² , 630 ¹ , 722, BSP, WSP |
|----------|-------------|--|
| C9905ET* | Fail Secure | \$1,554.00 |

Escutcheon Trim Design: D9 Dirke*



Lever: Cast **Escutcheon:** Forged

* Handed Lever. Handing cannot be changed in the field.

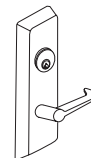


| Function | Description | Finish: 605, 606, 611, 612, 613, 613E, 618, 619, 625, 626, 629 ² , 630 ¹ , 722, BSP, WSP |
|----------|-------------|--|
| D9905ET* | Fail Secure | \$1,554.00 |

Escutcheon Trim Design: E9 Essex



Lever: Cast **Escutcheon:** Forged



| Function | Description | Finish: 605, 606, 611, 612, 613, 613E, 618, 619, 625, 626, 629 ² , 630 ¹ , 722, BSP, WSP |
|----------|-------------|--|
| E9905ET* | Fail Secure | \$1,554.00 |

- Notes:
- 619 finish provided to match 630 finish. - Escutcheons only
 - 618 finish provided to match 629 finish. - Escutcheons only

*ElectroLynx®

As part of their promise to provide innovative, fast and effective high security solutions to their customers, certain ASSA ABLOY Group brands offer *ElectroLynx*®, a universal quick-connect system that simplifies the electrification of the door opening.

FE5400S

Multi-Point Exit Device Latching System

FE5400S Series Electrically Controlled Trim

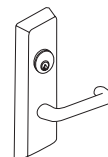
USA & Canada Prices Effective March 1, 2024

Cylinder is not included.

Escutcheon Trim Design: L9 Lustra



Lever: Cast **Escutcheon:** Forged

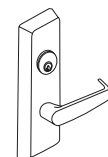


| Function | Description | Finish: 605, 606, 611, 612, 613, 613E, 618, 619, 625, 626, 629 ² , 630 ¹ , 722, BSP, WSP |
|----------|-------------|--|
| L9905ET* | Fail Secure | \$1,554.00 |

Escutcheon Trim Design: N9 Newport



Lever: Cast **Escutcheon:** Forged




| Function | Description | Finish: 605, 606, 611, 612, 613, 613E, 618, 619, 625, 626, 629 ² , 630 ¹ , 722, BSP, WSP |
|----------|-------------|--|
| N9905ET* | Fail Secure | \$1,554.00 |

Escutcheon Trim Design: R9 Regis



Lever: Cast **Escutcheon:** Forged

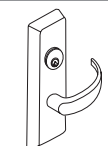


| Function | Description | Finish: 605, 606, 611, 612, 613, 613E, 618, 619, 625, 626, 629 ² , 630 ¹ , 722, BSP, WSP |
|----------|-------------|--|
| R9905ET* | Fail Secure | \$1,554.00 |

Escutcheon Trim Design: PR9 Princeton



Lever: Cast **Escutcheon:** Forged



| Function | Description | Finish: 605, 606, 611, 612, 613, 613E, 618, 619, 625, 626, 629 ² , 630 ¹ , 722, BSP, WSP |
|-----------|-------------|--|
| PR9905ET* | Fail Secure | \$1,554.00 |

Notes:

1. 619 finish provided to match 630 finish. - Escutcheons only
2. 618 finish provided to match 629 finish. - Escutcheons only

***ElectroLynx®**

As part of their promise to provide innovative, fast and effective high security solutions to their customers, certain ASSA ABLOY Group brands offer *ElectroLynx®*, a universal quick-connect system that simplifies the electrification of the door opening.

FE5400S

Multi-Point Exit Device Latching System

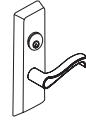
FE5400S Series Electrically Controlled Trim

USA & Canada Prices Effective March 1, 2024

Cylinder is not included.

Escutcheon Trim Design: FR9 Frascati

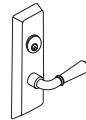
Lever: Cast **Escutcheon:** Forged



| Function | Description | Finish: 605, 606, 611, 612, 613, 613E, 618, 619, 625, 626, 629 ² , 630 ¹ , 722, BSP, WSP |
|-----------|-------------|--|
| FR9905ET* | Fail Secure | \$1,554.00 |

Escutcheon Trim Design: M9 Merlot

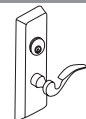
Lever: Cast **Escutcheon:** Forged



| Function | Description | Finish: 605, 606, 611, 612, 613, 613E, 618, 619, 625, 626, 629 ² , 630 ¹ , 722, BSP, WSP |
|----------|-------------|--|
| M9905ET* | Fail Secure | \$1,554.00 |

Escutcheon Trim Design: Z9 Zinfandel

Lever: Cast **Escutcheon:** Forged



| Function | Description | Finish: 605, 606, 611, 612, 613, 613E, 618, 619, 625, 626, 629 ² , 630 ¹ , 722, BSP, WSP |
|----------|-------------|--|
| Z9905ET* | Fail Secure | \$1,554.00 |

*ElectroLynx®

As part of their promise to provide innovative, fast and effective high security solutions to their customers, certain ASSA ABLOY Group brands offer *ElectroLynx*®, a universal quick-connect system that simplifies the electrification of the door opening.


FE5400S
































Multi-Point Exit Device Latching System

FE5400S Series Electrically Controlled Trim

USA & Canada Prices Effective March 1, 2024


Cylinder is not included.







Escutcheon Trim Design: Muséo® 

| | | | | | | | | | |
|-------------------|---|---|---|---|---|--|--|---|---|
| GEORGIA |  |  |  |  |  |   Standard Trim Parabolic Trim Specify: M60 | | | |
| JACKSON |  |  |  |  |  | | | | |
| LASZLO |  |  |  |  | | | | | |
| MARC ¹ |  |  |  |  |  | |  |  |  |
| SALVADOR |  |  |  |  |  | |  |  | |

| Function | Description | Finish: 605, 606, 611, 612, 613, 613E, 618, 619, 625, 626, 629 ² , 630 ¹ , 722, BSP, WSP |
|----------|-------------|--|
| 9905ET** | Fail Secure | \$1,554.00 |

*629 and *630 finish options are Not available for all Muséo levers. Please refer to page 20 for availability.

Escutcheon Trim Design: Muséo® 

| | | | | | | |
|------|---|---|---|---|---|--|
| PIET |  |  |  |  |  |  |
|------|---|---|---|---|---|--|

*613E, BSP, WSP finishes are not available with 21M levers.

| Function | Description | Finish: 629, 630 |
|----------|-------------|------------------|
| 9905ET** | Fail Secure | \$1,672.00 |

**ElectroLynx®

As part of their promise to provide innovative, fast and effective high security solutions to their customers, certain ASSA ABLOY Group brands offer *ElectroLynx*®, a universal quick-connect system that simplifies the electrification of the door opening.

FE5400S Electrically Controlled Trim



Electrified Options

USA & Canada Prices Effective March 1, 2024

| Description | Specify Quick Code | Add or Deduct |
|---|--------------------|---------------|
| Touchbar Monitoring or Signaling/Request to Exit (REX) | M92* | Add \$320.00 |
| Outside Trim Monitoring or Signaling | M93* | Add \$320.00 |
| SPDT Lock and Unlock security monitor switch (Electric Trim Only) | M98* | Add \$294.00 |
| Trim gasket for exterior applications (Electric Trim Only) | M99 | Add \$33.00 |

Electrified Accessories

| Part Number | Description | Specify | Price |
|-------------|--|----------|------------|
| 709F649 | Power Supply 1 Amp @ 12VDC Output | BPS-12-1 | \$522.00 |
| 709F659 | Power Supply 3 Amp @ 12VDC Output | BPS-12-3 | \$1,072.00 |
| 709F609 | Power Supply 2 Amp @ 24VDC Output | BPS-24-1 | \$522.00 |
| 709F619 | Power Supply 2 Amp @ 24VDC Output | BPS-24-2 | \$1,072.00 |
| 709F629 | Power Supply 4 Amp @ 24VDC Output | BPS-24-4 | \$1,796.00 |
| 704F288 | Concealed transfer (for over 120-degree swing door) | EPTL | \$201.00 |
| 709F689 | (1) SPDT Maintained Switch (Includes LED) | MKA | \$201.00 |
| 709F709 | (1) SPDT Momentary Switch (Includes LED) | MK | \$307.00 |
| 709F759 | (1) SPDT Maintained (Alternating Action) Switch | PB3EA | \$181.00 |
| 709F729 | DPDT Momentary Key Switch | 2' MK2 | \$354.00 |
| 704F719 | Narrow Stile Momentary Key Switch | MKN | \$307.00 |
| 709F789 | Sonalert 90db @ 2 ft. 12-24VDC Mounted on one gang stainless steel plate. | PZ1 | \$153.00 |

*ElectroLynx®

As part of their promise to provide innovative, fast and effective high security solutions to their customers, certain ASSA ABLOY Group brands offer *ElectroLynx*®, a universal quick-connect system that simplifies the electrification of the door opening.

FE5400S Electrically Controlled Trim Multi-Point Exit Device Latching System



USA & Canada Prices Effective March 1, 2024

| Cylinder Options* | | |
|--|--------------------|--------------------------------|
| Description | Specify Quick Code | Add or Deduct |
| Conventional 6-pin | 6P** | Add \$125.00 per cylinder |
| Conventional 7-pin | 7P | Add \$127.00 per cylinder |
| LFIC | | |
| LFIC 6-pin | C6 | Add \$233.00 per cylinder |
| LFIC 6-pin less core | CL6 | Add \$125.00 per cylinder |
| LFIC 6-pin with temporary construction core (Red) | CT6R | Add \$233.00 per cylinder |
| LFIC 6-pin with temporary construction core (Blue) | CT6B | Add \$233.00 per cylinder |
| LFIC 6-pin with temporary construction core (Green) | CT6G | Add \$233.00 per cylinder |
| LFIC 6-pin with temporary disposable core | CT6D | Add \$125.00 per cylinder |
| LFIC 7-pin | C7 | Add \$237.00 per cylinder |
| LFIC 7-pin less core | CL7 | Add \$127.00 per cylinder |
| LFIC 7-pin with temporary construction core (Red) | CT7R | Add \$237.00 per cylinder |
| LFIC 7-pin with temporary construction core (Blue) | CT7B | Add \$237.00 per cylinder |
| LFIC 7-pin with temporary construction core (Green) | CT7G | Add \$237.00 per cylinder |
| LFIC 7-pin with temporary disposable core | CT7D | Add \$127.00 per cylinder |
| SFIC | | |
| SFIC 6-pin | C6S | Add \$222.00 per cylinder |
| SFIC 6-pin with temporary construction core (Blue) | CT6SB | Add \$222.00 per cylinder |
| SFIC 6-pin with SFIC disposable temporary core | CT6SD | Add \$125.00 per cylinder |
| SFIC 6-pin with Less Core | CLS6 | Add \$125.00 per cylinder |
| SFIC 7-pin | C7S | Add \$222.00 per cylinder |
| SFIC 7-pin with temporary construction core (Blue) | CT7SB | Add \$222.00 per cylinder |
| SFIC 7-pin with SFIC disposable temporary core | CT7SD | Add \$125.00 per cylinder |
| SFIC 6-pin with Less Core | CLS7 | Add \$125.00 per cylinder |
| Security | | |
| Security | HS | Add \$289.00 per cylinder |
| Security LFIC | CHS | Add \$393.00 per cylinder |
| Access 3 | | |
| Access 3 Patented | AP | Add \$125.00 per cylinder |
| Access 3 Security | AS | Add \$206.00 per cylinder |
| Access 3 High Security, UL 437 | AHS | Add \$240.00 per cylinder |
| Access 3 LFIC Patented | ACP | Add \$233.00 per cylinder |
| Access 3 LFIC Security | ACS | Add \$314.00 per cylinder |
| Access 3 LFIC High Security, UL 437 | ACHS | Add \$348.00 per cylinder |
| Pyramid | | |
| Pyramid Security fixed core | PS | Add \$212.00 per cylinder |
| Pyramid Security LFIC | PCS | Add \$313.00 per cylinder |
| Pyramid High Security fixed core | PHS | Add \$255.00 per cylinder |
| Pyramid High Security LFIC | PCHS | Add \$357.00 per cylinder |
| Pyramid LFIC with temporary construction core | CTP | Add \$233.00 per cylinder |
| Pyramid LFIC with temporary disposable core | CTPD | Add \$125.00 per cylinder |
| Pyramid LFIC less core | CLP | Add \$125.00 per cylinder |
| Keying and Keys | | |
| 0-bitted with 2 Blank Keys | (standard) | No Charge |
| Keyed Random | KR | No Charge |
| Construction Master Keyed ² | CMK | Add \$16.00 per cylinder |
| More than 2 Keys | KY# (e.g., KY6) | See page 33 - Cut Keys Section |
| Master Keying | | |
| Master keyed (all cylinders except CR8000, CR8020, CR8027, CR8200, CR8500, CR8600, CR8700) | MK | Add \$16.00 per cylinder |
| Master keyed Pyramid (except CR8020, CR8027 LFIC cores) | MK | |
| Master keyed Security (including LFIC cylinder and core) | MK | |
| Master keyed Access 3 (except CR8500, CR8600, CR8700 LFIC cores) | MK | |
| Master keyed (CR8000, CR8020, CR8027, CR8200, CR8500, CR8600, CR8700) | MK-IC | No Charge |
| Master keyed to customer bittings or sample key | MK-CB | Add \$16.00 per cylinder |

Continued on next page

*Optional dogging cylinder will be furnished with the same mechanism and keyed alike with the trim cylinder, unless otherwise specified.
If different keying or cylinder type is required, specify outside (trim) first, then inside (dogging) cylinder.

**6P cylinder option is supplied in 6-pin, L4 keyway, 0-bitted with two nickel silver keys.

*For key bows other than 10 and 90, specify "KB" + bow number as Quick Code, e.g. KB12.

- Notes:
1. CMK Construction master keying charge is in addition to master keying charge.
 2. CMK Construction master keying is not available in interchangeable core, Access 3, Pyramid, or Security series.
 3. VKC2, VKC3, CKC3 are not available in Pyramid or Security series.

FE5400S Electrically Controlled Trim Multi-Point Exit Device Latching System



USA & Canada Prices Effective March 1, 2024

Cylinder Options (continued) & Keying Options*

| Description | Specify Quick Code | Add or Deduct |
|---|--------------------|---------------|
| Visual Key Control (VKC) | | |
| No bitting or keyset stamping on keys | VKC0 | \$4.50 |
| Keys only | VKC1 | No Charge |
| Cylinders and keys (not for AS, AHS, ACS, ACHS, HS, CHS, PHS or PCHS) | VKC2 | \$8.00 |
| Cylinders only (not for AS, AHS, HS, ACS, ACHS, CHS, PHS or PCHS) | VKC3 | |
| Concealed Key Control (CKC) | | |
| CKC cylinders with VKC keys | CKC2 | \$8.00 |
| CKC cylinders only (not for AS, AHS, ACS, ACHS, PHS, PCHS) | CKC3 | |

Notes:

- Not available in CLX3329 function.
- CMK Construction master keying charge is in addition to master keying charge and is not available in interchangeable core, Access 3, Pyramid, or Security series.

*Double cylinder keying: unless otherwise specified, both cylinders of 32, 62, 72 and 82 functions will be keyed alike. The inside cylinder of 52 function will be keyed to the master key(s) only, while the outside cylinder will include the change key. If different keying is required, specify outside cylinder first, then inside cylinder. For key bows other than 10 and 90, specify 'KB' + bow number as Quick Code, e.g. KB12.

Door Height Options

| Door Height | Specify Quick Code | Add or Deduct |
|-------------|--------------------|---------------|
| 7'0" | (standard) | No Charge |
| 7'2" | H0702 | No Charge |
| 7'6" | H0706 | No Charge |
| 8'0" | H0800 | No Charge |

Door Width Options

| Door Width | Specify Quick Code | Add or Deduct |
|------------|--------------------|------------------------|
| 32" | W032 | No Charge |
| 36" | (standard) | No Charge |
| 42" | W042 | No Charge |
| 48" | W048 | Add \$51.00 per device |

Door Thickness Options

| Door Thickness | Specify Quick Code | Add or Deduct |
|----------------|--------------------|---------------|
| 1-3/4" | (standard) | No Charge |
| 2" | D200 | No Charge |
| 2-1/4" | D214 | No Charge |

Miscellaneous Options

| Description | Specify | Add or Deduct |
|---|---------|--|
| Knurling outside and inside (Embossed Touchbar - device side) | M20* | Add \$211.00 per device |
| Knurling outside only (trim side) ¹ | M21* | Add \$101.00 per device |
| Knurling inside only (Embossed Touchbar - device side) | M22* | Add \$110.00 per device |
| Abrasive coat outside and inside (trim and device) | M23 | Add \$130.00 per device |
| Abrasive coat inside only (device side) | M24 | Add \$69.00 per device |
| Abrasive coat outside only (trim side) | M25 | Add \$61.00 per device |
| PathLite™ Photoluminescent Touchbar cover | M49 | Add \$490.00 per device |
| Less dogging | M51 | No Charge |
| Cylinder dogging (less cylinder) | M52 | Add \$131.00 per device |
| Mullion stabilizer | M57 | Add \$70.00 per mullion |
| Parabolic Design Exit Trim | M60 | Add \$111.00 per device |
| MicroShield® Antimicrobial finish coating | 626C | Add \$95.00 (Exit Devices & Trims (ordered separately) Add \$114.00 (Exit Devices & Outside Trims (ordered together) |
| MicroShield® Antimicrobial finish coating | 630C | |

1. Not available with Vineyard™ or Muséo® levers.

*All levers provided in a powder coat finish will be supplied with an abrasive coating.

FE5400S

Multi-Point Exit Device Latching System



Removable Mullions

USA & Canada Prices Effective March 1, 2024

| Door Height | Description | Specify | Price |
|-------------|--|-----------------------|------------|
| Up to 7'2" | Steel Mullion - 3 Hour Fire Rated, Windstorm Certified | CRFE772A ⁴ | \$1,716.00 |
| Up to 8'0" | Steel Mullion - 3 Hour Fire Rated, Windstorm Certified | CRFE708A ⁴ | \$1,726.00 |

Note:

- 4. For use with UL listed door assemblies that comply to FEMA 361 and ICC 500.
For the latest listings on compliant door assemblies visit our website at corbinrusswin.com


Options

| Description | Specify Quick Code | Add or Deduct |
|---|--------------------|-------------------------|
| Door frame filler block for double rabbetted frames | M95 | Add \$47.00 per mullion |
| Door frame angle bracket for aluminum frames | M96 | Add \$47.00 per mullion |

MP6600 Series Multi-Point Locks

USA & Canada Prices Effective March 1, 2024

| | |
|---------------------------|---|
| Door | 1-3/4" thick door only – MP6600 Series requires utilizing Ceko Door and Curries doors and frames. McKINNEY® hinges |
| Mounting | Supplied fasteners are for metal doors with thru-bolts for trim |
| Hand | Handed; specify RHR, LHR, RH or LH |
| Lockbody | Unique mortise lockbody assembly used for a variety of applications |
| Top Bolt | Adjustable stainless steel 3/4" square bolt with 11/16" engagement; 5/16" steel reinforcement plate |
| Bottom Bolt | Adjustable stainless steel 3/4" square bolt with 5/8" engagement; 1/4" steel reinforcement plate |
| Center Bolts | Latchbolt is stainless steel with 3/4" projection. One piece, anti-friction reversible catch. Deadbolt is one piece hardened stainless steel with 1" projection |
| Lock Front | 1/8" steel mortise front reinforced with 13/64" thick lock edge stiffener |
| Center Bolt Strike | 1/4" thick stainless steel |
| Backset | Lever: 2-3/4" standard; Rods: 5-1/4" |
| Door Thickness | 1-3/4" standard |
| Maximum Opening | Single door 2'8" x 6'8" up to 4'0" x 10'0" and double doors 6'0" x 6'8" up to 8'0" x 10'0" (Double doors require 2-988CR surface bolts) |
| UL Fire Listed | UL 3-hour fire rating |
| Trim | Multiple sectional and escutcheon mortise trim with Standard or Muséo levers |
| Cylinder | Multiple mortise cylinders |



How to Order Ordering Example

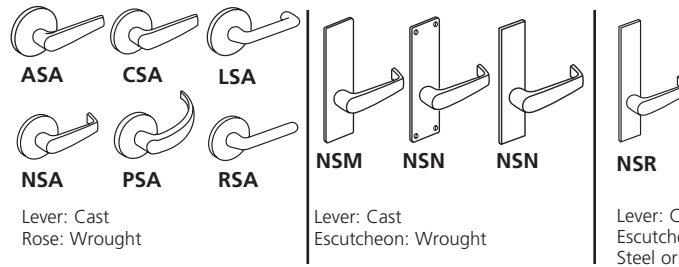
| Quantity | Series/ Function | Trim | Finish | Hand |
|----------|---------------------|------|--------|------|
| 100 | MP6618 | ASM | 626 | RHR |

Note: Concealed vertical rods, top & bottom latches, and the lockbody cassette will be factory installed. All other hardware components are shipped directly to the customer and must be installed by a factory trained installer. Invoices for the door will be separate from the hardware invoice. The hardware invoice will include the concealed vertical assembly and the trim components.

MP6600 Series Multi-Point Locks



USA & Canada Prices Effective March 1, 2024



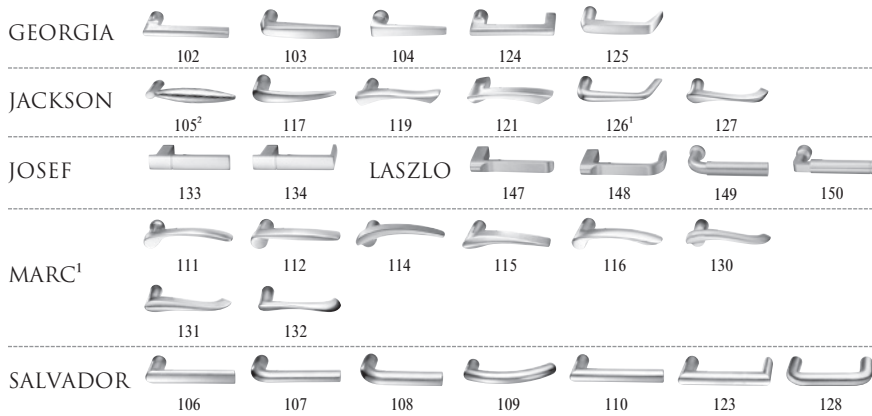


| Available Functions | Description | Levers: AS, CS, ES, LS, NS, PS, RS Roses: A, G | | Levers: AS, CS, ES, LS, NS, PS, RS Escutcheons: M, N, LW1 | | Levers: AS, CS, ES, LS, NS, PS, RS Escutcheons: RE1/RE2, RE3/RE4 | |
|--|---|---|---|--|---|---|---|
| | | 613E, 626, BSP, WSP | 605, 606, 611, 612, 613, 618, 619, 625, 629, 630, 722 | 613E, 626, BSP, WSP | 605, 606, 611, 612, 613, 618, 619, 625, 629, 630, 722 | 613E, 626, BSP, WSP | 605, 606, 611, 612, 613, 618, 619, 625, 629, 630, 722 |
| Single Cylinder without Deadbolt | | | | | | | |
| MP6654 MP6655 MP6666 MP6656 | Office/Entry Classroom Office & Inner Entry Lock Holdback | \$4,562.00 | \$4,586.00 | \$4,582.00 | \$4,606.00 | \$4,636.00 | \$4,660.00 |
| Single Cylinder with Deadbolt | | | | | | | |
| MP6618 MP6624 MP6665 MP6627 | Classroom Storeroom Exit/Dormitory Closet or Storeroom | \$4,562.00 | \$4,586.00 | \$4,582.00 | \$4,606.00 | \$4,636.00 | \$4,660.00 |
| Non-Keyed | | | | | | | |
| MP6680 MP6609 MP6630 MP6620 MP6610 MP6660 | Inside Passage Passage Privacy Bath Privacy Bedroom Passage or Closet Privacy Bath/Bedroom | \$4,562.00 | \$4,586.00 | \$4,582.00 | \$4,606.00 | \$4,636.00 | \$4,660.00 |
| Double Cylinder with Deadbolt | | | | | | | |
| MP6622 MP6662 MP6672 MP6673 MP6675 | Store Door Classroom Security Intruder Deadbolt Classroom Security Intruder Aux. Deadbolt Classroom Security Intruder Deadlatch Security Deadbolt | \$4,562.00 | \$4,586.00 | \$4,582.00 | \$4,606.00 | \$4,636.00 | \$4,660.00 |
| Double Cylinder without Deadbolt | | | | | | | |
| MP6652 MP6691 | Classroom Security Intruder Latchbolt Classroom Security Holdback | \$4,562.00 | \$4,586.00 | \$4,582.00 | \$4,606.00 | \$4,636.00 | \$4,660.00 |
| EAC | | | | | | | |
| MP66609 x NAC SAF / SEC | No Key Override With Deadbolt Fail Safe/Secure 12V/24V | \$5,054.00 | \$5,078.00 | \$5,074.00 | \$5,098.00 | \$5,128.00 | \$5,152.00 |
| MP66608 x NAC SAF / SEC | Key Override With Deadbolt Fail Safe/Secure 12V/24V | \$5,248.00 | \$5,272.00 | \$5,268.00 | \$5,292.00 | \$5,322.00 | \$5,346.00 |
| MP66932 SAF / SEC | NAC Fail Safe/Secure Lock, 12/24 Volt | \$5,054.00 | \$5,078.00 | \$5,074.00 | \$5,098.00 | \$5,128.00 | \$5,152.00 |
| MP66606 SAF / SEC | NAC Key Override And No Deadbolt Fail Safe/Secure 12V/24V | \$5,129.00 | \$5,153.00 | \$5,149.00 | \$5,173.00 | \$5,203.00 | \$5,227.00 |
| MP66934 | NAC No Deadbolt And Key Override | \$5,248.00 | \$5,272.00 | \$5,268.00 | \$5,292.00 | \$5,322.00 | \$5,346.00 |
| MP66733 | NAC No Deadbolt And No Key Override | \$5,172.00 | \$5,196.00 | \$5,192.00 | \$5,216.00 | \$5,246.00 | \$5,270.00 |

MP6600 Series Multi-Point Locks



USA & Canada Prices Effective March 1, 2024



1. Handed: specify hand when ordering
2. Contact factory for current lead time
3. Specify thumbturn as quick code. Thumbturn backplate will match shape of rose chosen (i.e. round or square). Not available with escutcheons.

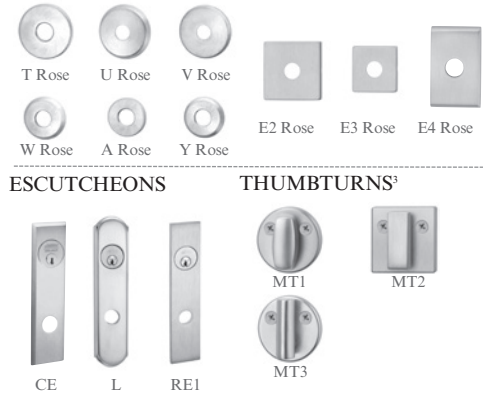
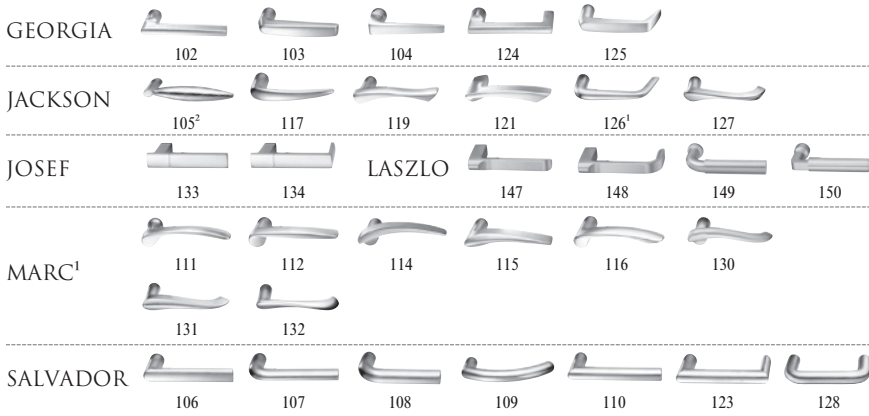
*629 and *630 finish options are Not available for all Muséo levers. Please refer to page 26 for availability.

| | | | | | |
|------|---|------|--|------|-----------------------------------|
| 613E | Dark Oxidized Satin Bronze - Equivalent | 605 | Bright Brass, Clear Coated | 618 | Bright Nickel Plated |
| 626 | Satin Chromium Plated | 606 | Satin Brass, Clear Coated | 619 | Satin Nickel Plated |
| BSP | Black Suede Powder Coat | 611 | Bright Bronze, Clear Coated | 625 | Bright Chromium Plated |
| WSP | White Suede Powder Coat | 612 | Satin Bronze, Clear Coated | 629* | Bright Stainless Steel |
| | | 613 | Dark Oxidized Satin Bronze, Oil Rubbed | 630* | Satin Stainless Steel |
| | | 613L | Dark Oxidized Satin Bronze, Clear Coated | 722 | Black Oxidized Bronze, Oil Rubbed |

| Functions | Description | | |
|---|--|------------|------------|
| Single Cylinder without Deadbolt ESCUTCHEONS: L, CE, RE1 | | | |
| MP6654 MP6655 MP6666 MP6656 | Office/Entry Classroom Office & Inner Entry Lock Holdback | \$4,614.00 | \$4,638.00 |
| Single Cylinder with Deadbolt ESCUTCHEONS: L, CE, RE1 | | | |
| MP6618 MP6624 MP6665 MP6627 | Classroom Storeroom Exit/Dormitory Closet or Storeroom | \$4,614.00 | \$4,638.00 |
| Non-Keyed ESCUTCHEONS: L, CE, RE1 | | | |
| MP6680 MP6609 MP6630 MP6620 MP6610 MP6660 | Inside Passage Passage Privacy Bath Privacy Bedroom Passage or Closet Privacy Bath/Bedroom | \$4,614.00 | \$4,638.00 |
| Double Cylinder with Deadbolt ESCUTCHEONS: L, CE, RE1 | | | |
| MP6622 MP6662 MP6672 MP6673 MP6675 | Store Door Classroom Security Intruder Deadbolt Classroom Security Intruder Auxiliary Deadbolt Classroom Security Intruder Deadlatch Security Deadbolt | \$4,614.00 | \$4,638.00 |
| Double Cylinder without Deadbolt ESCUTCHEONS: L, CE, RE1 | | | |
| MP6652 MP6691 | Classroom Security Intruder Latchbolt Classroom Security Holdback | \$4,614.00 | \$4,638.00 |
| EAC ESCUTCHEONS: L, CE, RE1 | | | |
| MP66609 x NAC SAF / SEC | No Key Override With Deadbolt Fail Safe/Secure 12V/24V | \$5,106.00 | \$5,130.00 |
| MP66608 x NAC SAF / SEC | Key Override With Deadbolt Fail Safe/Secure 12V/24V | \$5,300.00 | \$5,324.00 |
| MP66932 SAF / SEC | NAC Fail Safe/Secure Lock, 12/24 Volt | \$5,106.00 | \$5,130.00 |
| MP66606 SAF / SEC | NAC Key Override And No Deadbolt Fail Safe/Secure 12V/24V | \$5,181.00 | \$5,205.00 |
| MP66934 | NAC No Deadbolt And Key Override | \$5,300.00 | \$5,324.00 |
| MP66733 | NAC No Deadbolt And No Key Override | \$5,224.00 | \$5,248.00 |

MP6600 Series Multi-Point Locks

USA & Canada Prices Effective March 1, 2024



1. Handed: specify hand when ordering
2. Contact factory for current lead time
3. Specify thumbturn as quick code. Thumbturn backplate will match shape of rose chosen (i.e. round or square). Not available with escutcheons.

*629 and *630 finish options are Not available for all Muséo levers. Please refer to page 26 for availability.

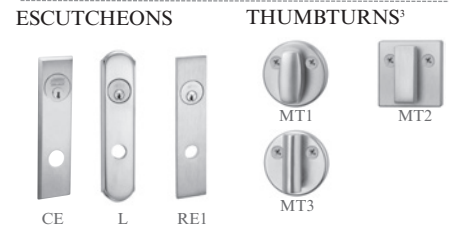

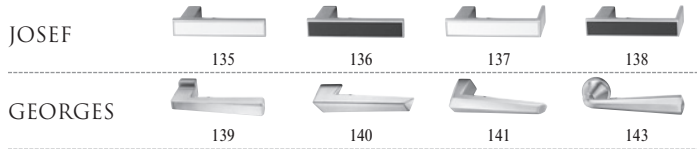
| | | | | | | |
|------|----------------------------|--------------|------|--|------|-----------------------------------|
| 613E | Dark Oxidized Satin Bronze | - Equivalent | 605 | Bright Brass, Clear Coated | 618 | Bright Nickel Plated |
| 626 | Satin Chromium Plated | | 606 | Satin Brass, Clear Coated | 619 | Satin Nickel Plated |
| BSP | Black Suede Powder Coat | | 611 | Bright Bronze, Clear Coated | 625 | Bright Chromium Plated |
| WSP | White Suede Powder Coat | | 612 | Satin Bronze, Clear Coated | 629* | Bright Stainless Steel |
| | | | 613 | Dark Oxidized Satin Bronze, Oil Rubbed | 630* | Satin Stainless Steel |
| | | | 613L | Dark Oxidized Satin Bronze, Clear Coated | 722 | Black Oxidized Bronze, Oil Rubbed |

| Functions | Description | | |
|---|--|------------|------------|
| Single Cylinder without Deadbolt ROSES: A, T, U, V, W, Y, E2, E3, E4 | | | |
| MP6654 MP6655 MP6666 MP6656 | Office/Entry Classroom Office & Inner Entry Lock Holdback | \$4,562.00 | \$4,586.00 |
| Single Cylinder with Deadbolt ROSES: A, T, U, V, W, Y, E2, E3, E4 | | | |
| MP6618 MP6624 MP6665 MP6627 | Classroom Storeroom Exit/Dormitory Closet or Storeroom | \$4,562.00 | \$4,586.00 |
| Non-Keyed ROSES ROSES: A, T, U, V, W, Y, E2, E3, E4 | | | |
| MP6680 MP6609 MP6630 MP6620 MP6610 MP6660 | Inside Passage Passage Privacy Bath Privacy Bedroom Passage or Closet Privacy Bath/Bedroom | \$4,562.00 | \$4,586.00 |
| Double Cylinder with Deadbolt ROSES: A, T, U, V, W, Y, E2, E3, E4 | | | |
| MP6622 MP6662 MP6672 MP6673 MP6675 | Store Door Classroom Security Intruder Deadbolt Classroom Security Intruder Auxiliary Deadbolt Classroom Security Intruder Deadlatch Security Deadbolt | \$4,562.00 | \$4,586.00 |
| Double Cylinder without Deadbolt ROSES: A, T, U, V, W, Y, E2, E3, E4 | | | |
| MP6652 MP6691 | Classroom Security Intruder Latchbolt Classroom Security Holdback | \$4,562.00 | \$4,586.00 |
| EAC ROSES: A, T, U, V, W, Y, E2, E3, E4 | | | |
| MP66609 x NAC SAF / SEC | No Key Override With Deadbolt Fail Safe/Secure 12V/24V | \$5,054.00 | \$5,078.00 |
| MP66608 x NAC SAF / SEC | Key Override With Deadbolt Fail Safe/Secure 12V/24V | \$5,248.00 | \$5,272.00 |
| MP66932 SAF / SEC | NAC Fail Safe/Secure Lock, 12/24 Volt | \$5,054.00 | \$5,078.00 |
| MP66606 SAF / SEC | NAC Key Override And No Deadbolt Fail Safe/Secure 12V/24V | \$5,129.00 | \$5,153.00 |
| MP66934 | NAC No Deadbolt And Key Override | \$5,248.00 | \$5,272.00 |
| MP66733 | NAC No Deadbolt And No Key Override | \$5,172.00 | \$5,196.00 |

MP6600 Series Multi-Point Locks



USA & Canada Prices Effective March 1, 2024




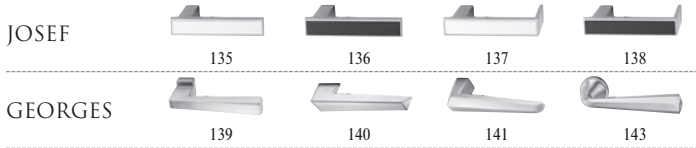
1. Handed: specify hand when ordering
2. Contact factory for current lead time
3. Specify thumbturn as quick code. Thumbturn backplate will match shape of rose chosen (i.e. round or square). Not available with escutcheons.

| | | | | | |
|------|----------------------------|------|--|-----|-----------------------------------|
| 613E | Dark Oxidized Satin Bronze | 605 | Bright Brass, Clear Coated | 618 | Bright Nickel Plated |
| | - Equivalent | 606 | Satin Brass, Clear Coated | 619 | Satin Nickel Plated |
| 626 | Satin Chromium Plated | 611 | Bright Bronze, Clear Coated | 625 | Bright Chromium Plated |
| BSP | Black Suede Powder Coat | 612 | Satin Bronze, Clear Coated | 629 | Bright Stainless Steel |
| WSP | White Suede Powder Coat | 613 | Dark Oxidized Satin Bronze, Oil Rubbed | 630 | Satin Stainless Steel |
| | | 613L | Dark Oxidized Satin Bronze, Clear Coated | 722 | Black Oxidized Bronze, Oil Rubbed |

| Functions | Description | | |
|---|--|------------|------------|
| Single Cylinder without Deadbolt ESCUTCHEONS: L, CE, RE1 | | | |
| MP6654 MP6655 MP6666 MP6656 | Office/Entry Classroom Office & Inner Entry Lock Holdback | \$4,734.00 | \$4,758.00 |
| Single Cylinder with Deadbolt ESCUTCHEONS: L, CE, RE1 | | | |
| MP6618 MP6624 MP6665 MP6627 | Classroom Storeroom Exit/Dormitory Closet or Storeroom | \$4,734.00 | \$4,758.00 |
| Non-Keyed ESCUTCHEONS: L, CE, RE1 | | | |
| MP6680 MP6609 MP6630 MP6620 MP6610 MP6660 | Inside Passage Passage Privacy Bath Privacy Bedroom Passage or Closet Privacy Bath/Bedroom | \$4,734.00 | \$4,758.00 |
| Double Cylinder with Deadbolt ESCUTCHEONS: L, CE, RE1 | | | |
| MP6622 MP6662 MP6672 MP6673 MP6675 | Store Door Classroom Security Intruder Deadbolt Classroom Security Intruder Auxiliary Deadbolt Classroom Security Intruder Deadlatch Security Deadbolt | \$4,734.00 | \$4,758.00 |
| Double Cylinder without Deadbolt ESCUTCHEONS: L, CE, RE1 | | | |
| MP6652 MP6691 | Classroom Security Intruder Latchbolt Classroom Security Holdback | \$4,734.00 | \$4,758.00 |
| EAC ESCUTCHEONS: L, CE, RE1 | | | |
| MP66609 x NAC SAF / SEC | No Key Override With Deadbolt Fail Safe/Secure 12V/24V | \$5,226.00 | \$5,250.00 |
| MP66608 x NAC SAF / SEC | Key Override With Deadbolt Fail Safe/Secure 12V/24V | \$5,420.00 | \$5,444.00 |
| MP66932 SAF / SEC | NAC Fail Safe/Secure Lock, 12/24 Volt | \$5,226.00 | \$5,250.00 |
| MP66606 SAF / SEC | NAC Key Override And No Deadbolt Fail Safe/Secure 12V/24V | \$5,301.00 | \$5,325.00 |
| MP66934 | NAC No Deadbolt And Key Override | \$5,420.00 | \$5,444.00 |
| MP66733 | NAC No Deadbolt And No Key Override | \$5,344.00 | \$5,368.00 |

MP6600 Series Multi-Point Locks

USA & Canada Prices Effective March 1, 2024



ESCUTCHEONS **THUMBTURNS¹**



1. Handed: specify hand when ordering
2. Contact factory for current lead time
3. Specify thumbturn as quick code. Thumbturn backplate will match shape of rose chosen (i.e. round or square). Not available with escutcheons.

| | | |
|---|---|---------------------------------------|
| 613E Dark Oxidized Satin Bronze - Equivalent | 605 Bright Brass, Clear Coated | 618 Bright Nickel Plated |
| 626 Satin Chromium Plated | 606 Satin Brass, Clear Coated | 619 Satin Nickel Plated |
| BSP Black Suede Powder Coat | 611 Bright Bronze, Clear Coated | 625 Bright Chromium Plated |
| WSP White Suede Powder Coat | 612 Satin Bronze, Clear Coated | 629 Bright Stainless Steel |
| | 613 Dark Oxidized Satin Bronze, Oil Rubbed | 630 Satin Stainless Steel |
| | 613L Dark Oxidized Satin Bronze, Clear Coated | 722 Black Oxidized Bronze, Oil Rubbed |

| Functions | Description | | |
|---|--|------------|------------|
| Single Cylinder without Deadbolt ROSES: A, T, U, V, W, Y, E2, E3, E4 | | | |
| MP6654 MP6655 MP6666 MP6656 | Office/Entry Classroom Office & Inner Entry Lock Holdback | \$4,682.00 | \$4,706.00 |
| Single Cylinder with Deadbolt ROSES: A, T, U, V, W, Y, E2, E3, E4 | | | |
| MP6618 MP6624 MP6665 MP6627 | Classroom Storeroom Exit/Dormitory Closet or Storeroom | \$4,682.00 | \$4,706.00 |
| Non-Keyed ROSES: A, T, U, V, W, Y, E2, E3, E4 | | | |
| MP6680 MP6609 MP6630 MP6620 MP6610 MP6660 | Inside Passage Passage Privacy Bath Privacy Bedroom Passage or Closet Privacy Bath/Bedroom | \$4,682.00 | \$4,706.00 |
| Double Cylinder with Deadbolt ROSES: A, T, U, V, W, Y, E2, E3, E4 | | | |
| MP6622 MP6662 MP6672 MP6673 MP6675 | Store Door Classroom Security Intruder Deadbolt Classroom Security Intruder Auxiliary Deadbolt Classroom Security Intruder Deadlatch Security Deadbolt | \$4,682.00 | \$4,706.00 |
| Double Cylinder without Deadbolt ROSES: A, T, U, V, W, Y, E2, E3, E4 | | | |
| MP6652 MP6691 | Classroom Security Intruder Latchbolt Classroom Security Holdback | \$4,682.00 | \$4,706.00 |
| EAC ROSES: A, T, U, V, W, Y, E2, E3, E4 | | | |
| MP66609 x NAC SAF / SEC | No Key Override With Deadbolt Fail Safe/Secure 12V/24V | \$5,174.00 | \$5,198.00 |
| MP66608 x NAC SAF / SEC | Key Override With Deadbolt Fail Safe/Secure 12V/24V | \$5,368.00 | \$5,392.00 |
| MP66932 SAF / SEC | NAC Fail Safe/Secure Lock, 12/24 Volt | \$5,174.00 | \$5,198.00 |
| MP66606 SAF / SEC | NAC Key Override And No Deadbolt Fail Safe/Secure 12V/24V | \$5,249.00 | \$5,273.00 |
| MP66934 | NAC No Deadbolt And Key Override | \$5,368.00 | \$5,392.00 |
| MP66733 | NAC No Deadbolt And No Key Override | \$5,292.00 | \$5,316.00 |


MP6600 Series Multi-Point Locks



USA & Canada Prices Effective March 1, 2024



*613E, BSP, WSP finishes are not available with 21M levers.



ESCUTCHEONS

THUMBTURNS³




Specify thumbturn as quick code. Thumbturn backplate will match shape of rose chosen (i.e. round or square)

- 613E Dark Oxidized Satin Bronze – Equivalent
- 629 Bright Stainless Steel
- 630 Satin Stainless Steel
- BSP Black Suede Powder Coat
- WSP White Suede Powder Coat


| Functions | Description | |
|---|--|------------|
| Single Cylinder without Deadbolt ESCUTCHEONS: L, CE, RE1 | | |
| MP6654 MP6655 MP6666 MP6656 | Office/Entry Classroom Office & Inner Entry Lock Holdback | \$4,730.00 |
| Single Cylinder with Deadbolt ESCUTCHEONS: L, CE, RE1 | | |
| MP6618 MP6624 MP6665 MP6627 | Classroom Storeroom Exit/Dormitory Closet or Storeroom | \$4,730.00 |
| Non-Keyed ESCUTCHEONS: L, CE, RE1 | | |
| MP6680 MP6609 MP6630 MP6620 MP6610 MP6660 | Inside Passage Passage Privacy Bath Privacy Bedroom Passage or Closet Privacy Bath/Bedroom | \$4,730.00 |
| Double Cylinder with Deadbolt ESCUTCHEONS: L, CE, RE1 | | |
| MP6622 MP6662 MP6672 MP6673 MP6675 | Store Door Classroom Security Intruder Deadbolt Classroom Security Intruder Auxiliary Deadbolt Classroom Security Intruder Deadlatch Security Deadbolt | \$4,730.00 |
| Double Cylinder without Deadbolt ESCUTCHEONS: L, CE, RE1 | | |
| MP6652 MP6691 | Classroom Security Intruder Latchbolt Classroom Security Holdback | \$4,730.00 |
| EAC ESCUTCHEONS: L, CE, RE1 | | |
| MP66609 x NAC SAF / SEC | No Key Override With Deadbolt Fail Safe/Secure 12V/24V | \$5,222.00 |
| MP66608 x NAC SAF / SEC | Key Override With Deadbolt Fail Safe/Secure 12V/24V | \$5,416.00 |
| MP66932 SAF / SEC | NAC Fail Safe/Secure Lock, 12/24 Volt | \$5,222.00 |
| MP66606 SAF / SEC | NAC Key Override And No Deadbolt Fail Safe/Secure 12V/24V | \$5,297.00 |
| MP66934 | NAC No Deadbolt And Key Override | \$5,416.00 |
| MP66733 | NAC No Deadbolt And No Key Override | \$5,340.00 |

MP6600 Series Multi-Point Locks

USA & Canada Prices Effective March 1, 2024



*613E, BSP, WSP finishes are not available with 21M levers.



ESCUTCHEONS

THUMBTURNS³



Specify thumbturn as quick code. Thumbturn backplate will match shape of rose chosen (i.e. round or square)

| | |
|------|---|
| 613E | Dark Oxidized Satin Bronze – Equivalent |
| 629 | Bright Stainless Steel |
| 630 | Satin Stainless Steel |
| BSP | Black Suede Powder Coat |
| WSP | White Suede Powder Coat |


| Functions | Description | |
|---|--|------------|
| Single Cylinder without Deadbolt ROSES: A, T, U, V, W, Y, E2, E3, E4 | | |
| MP6654 MP6655 MP6666 MP6656 | Office/Entry Classroom Office & Inner Entry Lock Holdback | \$4,678.00 |
| Single Cylinder with Deadbolt ROSES: A, T, U, V, W, Y, E2, E3, E4 | | |
| MP6618 MP6624 MP6665 MP6627 | Classroom Storeroom Exit/Dormitory Closet or Storeroom | \$4,678.00 |
| Non-Keyed ROSES: A, T, U, V, W, Y, E2, E3, E4 | | |
| MP6680 MP6609 MP6630 MP6620 MP6610 MP6660 | Inside Passage Passage Privacy Bath Privacy Bedroom Passage or Closet Privacy Bath/Bedroom | \$4,678.00 |
| Double Cylinder with Deadbolt ROSES: A, T, U, V, W, Y, E2, E3, E4 | | |
| MP6622 MP6662 MP6672 MP6673 MP6675 | Store Door Classroom Security Intruder Deadbolt Classroom Security Intruder Auxiliary Deadbolt Classroom Security Intruder Deadlatch Security Deadbolt | \$4,678.00 |
| Double Cylinder without Deadbolt ROSES: A, T, U, V, W, Y, E2, E3, E4 | | |
| MP6652 MP6691 | Classroom Security Intruder Latchbolt Classroom Security Holdback | \$4,678.00 |
| EAC ROSES: A, T, U, V, W, Y, E2, E3, E4 | | |
| MP66609 x NAC SAF / SEC | No Key Override With Deadbolt Fail Safe/Secure 12V/24V | \$5,170.00 |
| MP66608 x NAC SAF / SEC | Key Override With Deadbolt Fail Safe/Secure 12V/24V | \$5,364.00 |
| MP66932 SAF / SEC | NAC Fail Safe/Secure Lock, 12/24 Volt | \$5,170.00 |
| MP66606 SAF / SEC | NAC Key Override And No Deadbolt Fail Safe/Secure 12V/24V | \$5,245.00 |
| MP66934 | NAC No Deadbolt And Key Override | \$5,364.00 |
| MP66733 | NAC No Deadbolt And No Key Override | \$5,288.00 |

MP6600 Series Multi-Point Locks



USA & Canada Prices Effective March 1, 2024

PIET



ESCUTCHEONS

THUMBTURNS³




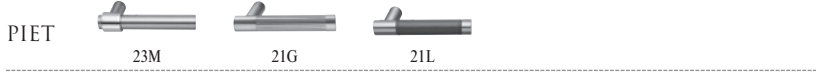
Specify thumbturn as quick code. Thumbturn backplate will match shape of rose chosen (i.e. round or square)

- 613E Dark Oxidized Satin Bronze – Equivalent
- 629 Bright Stainless Steel
- 630 Satin Stainless Steel
- BSP Black Suede Powder Coat
- WSP White Suede Powder Coat

| Functions | Description | |
|---|--|------------|
| Single Cylinder without Deadbolt ESCUTCHEONS: L, CE, RE1 | | |
| MP6654 MP6655 MP6666 MP6656 | Office/Entry Classroom Office & Inner Entry Lock Holdback | \$4,758.00 |
| Single Cylinder with Deadbolt ESCUTCHEONS: L, CE, RE1 | | |
| MP6618 MP6624 MP6665 MP6627 | Classroom Storeroom Exit/Dormitory Closet or Storeroom | \$4,758.00 |
| Non-Keyed ESCUTCHEONS: L, CE, RE1 | | |
| MP6680 MP6609 MP6630 MP6620 MP6610 MP6660 | Inside Passage Passage Privacy Bath Privacy Bedroom Passage or Closet Privacy Bath/Bedroom | \$4,758.00 |
| Double Cylinder with Deadbolt ESCUTCHEONS: L, CE, RE1 | | |
| MP6622 MP6662 MP6672 MP6673 MP6675 | Store Door Classroom Security Intruder Deadbolt Classroom Security Intruder Auxiliary Deadbolt Classroom Security Intruder Deadlatch Security Deadbolt | \$4,758.00 |
| Double Cylinder without Deadbolt ESCUTCHEONS: L, CE, RE1 | | |
| MP6652 MP6691 | Classroom Security Intruder Latchbolt Classroom Security Holdback | \$4,758.00 |
| EAC ESCUTCHEONS: L, CE, RE1 | | |
| MP66609 x NAC SAF / SEC | No Key Override With Deadbolt Fail Safe/Secure 12V/24V | \$5,250.00 |
| MP66608 x NAC SAF / SEC | Key Override With Deadbolt Fail Safe/Secure 12V/24V | \$5,444.00 |
| MP66932 SAF / SEC | NAC Fail Safe/Secure Lock, 12/24 Volt | \$5,250.00 |
| MP66606 SAF / SEC | NAC Key Override And No Deadbolt Fail Safe/Secure 12V/24V | \$5,325.00 |
| MP66934 | NAC No Deadbolt And Key Override | \$5,444.00 |
| MP66733 | NAC No Deadbolt And No Key Override | \$5,368.00 |

**MP6600 Series
Multi-Point Locks**

USA & Canada Prices Effective March 1, 2024



ESCUTCHEONS

THUMBTURNS³



Specify thumbturn as quick code. Thumbturn backplate will match shape of rose chosen (i.e. round or square)

- 613E Dark Oxidized Satin Bronze – Equivalent
- 629 Bright Stainless Steel
- 630 Satin Stainless Steel
- BSP Black Suede Powder Coat
- WSP White Suede Powder Coat

| Functions | Description | |
|---|--|------------|
| Single Cylinder without Deadbolt ROSES: A, T, U, V, W, Y, E2, E3, E4 | | |
| MP6654 MP6655 MP6666 MP6656 | Office/Entry Classroom Office & Inner Entry Lock Holdback | \$4,706.00 |
| Single Cylinder with Deadbolt ROSES: A, T, U, V, W, Y, E2, E3, E4 | | |
| MP6618 MP6624 MP6665 MP6627 | Classroom Storeroom Exit/Dormitory Closet or Storeroom | \$4,706.00 |
| Non-Keyed ROSES: A, T, U, V, W, Y, E2, E3, E4 | | |
| MP6680 MP6609 MP6630 MP6620 MP6610 MP6660 | Inside Passage Passage Privacy Bath Privacy Bedroom Passage or Closet Privacy Bath/Bedroom | \$4,706.00 |
| Double Cylinder with Deadbolt ROSES: A, T, U, V, W, Y, E2, E3, E4 | | |
| MP6622 MP6662 MP6672 MP6673 MP6675 | Store Door Classroom Security Intruder Deadbolt Classroom Security Intruder Auxiliary Deadbolt Classroom Security Intruder Deadlatch Security Deadbolt | \$4,706.00 |
| Double Cylinder without Deadbolt ROSES: A, T, U, V, W, Y, E2, E3, E4 | | |
| MP6652 MP6691 | Classroom Security Intruder Latchbolt Classroom Security Holdback | \$4,706.00 |
| EAC ROSES: A, T, U, V, W, Y, E2, E3, E4 | | |
| MP66609 x NAC SAF / SEC | No Key Override With Deadbolt Fail Safe/Secure 12V/24V | \$5,198.00 |
| MP66608 x NAC SAF / SEC | Key Override With Deadbolt Fail Safe/Secure 12V/24V | \$5,392.00 |
| MP66932 SAF / SEC | NAC Fail Safe/Secure Lock, 12/24 Volt | \$5,198.00 |
| MP66606 SAF / SEC | NAC Key Override And No Deadbolt Fail Safe/Secure 12V/24V | \$5,273.00 |
| MP66934 | NAC No Deadbolt And Key Override | \$5,392.00 |
| MP66733 | NAC No Deadbolt And No Key Override | \$5,316.00 |

MP6600 Series Multi-Point Locks



USA & Canada Prices Effective March 1, 2024

| Cylinder Options | | |
|---|--------------------|------------------------------|
| Description | Specify Quick Code | Add or Deduct |
| Conventional 6-pin | (standard) | No Charge |
| Conventional 7-pin | 7P | Add \$2.00 per cylinder |
| Less Standard Cylinder | LC | Deduct \$125.00 per cylinder |
| Less Concealed Shell Cylinder | PO-LC | Add \$5.00 per lockset |
| LFIC | | |
| LFIC 6-pin | C6 | Add \$108.00 per cylinder |
| LFIC 6-pin Less Core | CL6 | No Charge |
| LFIC 6-pin with Temporary Construction Core (Red) | CT6R | Add \$108.00 per cylinder |
| LFIC 6-pin with Temporary Construction Core (Blue) | CT6B | Add \$108.00 per cylinder |
| LFIC 6-pin with Temporary Construction Core (Green) | CT6G | Add \$108.00 per cylinder |
| LFIC 6-pin with Temporary Disposable Core | CT6D | No Charge |
| LFIC 7-pin | C7 | Add \$110.00 per cylinder |
| LFIC 7-pin Less Core | CL7 | Add \$2.00 per cylinder |
| LFIC 7-pin with Temporary Construction Core (Red) | CT7R | Add \$110.00 per cylinder |
| LFIC 7-pin with Temporary Construction Core (Blue) | CT7B | Add \$110.00 per cylinder |
| LFIC 7-pin with Temporary Construction Core (Green) | CT7G | Add \$110.00 per cylinder |
| LFIC 7-pin with Temporary Disposable Core | CT7D | Add \$2.00 per cylinder |
| SFIC | | |
| SFIC 6-pin | C6S | Add \$97.00 per cylinder |
| SFIC 6-pin with Temporary Construction Core (Blue) | CT6SB | Add \$97.00 per cylinder |
| SFIC 6-pin with SFIC Disposable Temporary Core | CT6SD | No Charge |
| SFIC 6-pin with Less Core | CLS6 | No Charge |
| SFIC 7-pin | C7S | Add \$97.00 per cylinder |
| SFIC 7-pin with Temporary Construction Core (Blue) | CT7SB | Add \$97.00 per cylinder |
| SFIC 7-pin with SFIC Disposable Temporary Core | CT7SD | No Charge |
| SFIC 6-pin with Less Core | CLS7 | No Charge |
| Security | | |
| Security ⁴ | HS | Add \$164.00 per cylinder |
| Security LFIC ^{1,4} | CHS | Add \$268.00 per cylinder |
| Access 3 | | |
| Access 3 Patented | AP | No Charge |
| Access 3 Security | AS | Add \$81.00 per cylinder |
| Access 3 High Security, UL 437 | AHS | Add \$115.00 per cylinder |
| Access 3 LFIC Patented | ACP | Add \$108.00 per cylinder |
| Access 3 LFIC Security | ACS | Add \$189.00 per cylinder |
| Access 3 LFIC High Security, UL 437 | ACHS | Add \$223.00 per cylinder |
| Pyramid | | |
| Pyramid Security Fixed Core | PS | Add \$87.00 per cylinder |
| Pyramid Security LFIC | PCS | Add \$188.00 per cylinder |
| Pyramid High Security Fixed Core | PHS | Add \$130.00 per cylinder |
| Pyramid High Security LFIC | PCHS | Add \$232.00 per cylinder |
| Pyramid LFIC with Temporary Construction Core ³ | CTP | Add \$108.00 per cylinder |
| Pyramid LFIC with Temporary Disposable Core ³ | CTPD | No Charge |
| Pyramid LFIC Less Core | CLP | No Charge |
| Other | | |
| Master Ring ² | MR | Add \$89.00 per cylinder |
| Flex Head Cylinder, 6-pin (sectional trim) | FX6 | Add \$112.00 per cylinder |
| Flex Head Cylinder, 7-pin (sectional trim) | FX7 | Add \$114.00 per cylinder |
| Flex Head Master Ring (sectional trim) | FXM | Add \$181.00 per cylinder |
| Plug only to show, 6-pin (concealed shell) (available for M and R escutcheons and single cylinder functions only) | P06 | Add \$125.00 per lockset |
| Plug only to show, 7-pin (concealed shell) (available for M and R escutcheons and single cylinder functions only) | P07 | Add \$127.00 per lockset |

Notes:

1. CHS ordered with CT6 option no charge.
3. Refer to Key construction core program, pg. 63 for example of CTP option pricing.
4. For existing systems only.

Continued on next page

MP6600 Series Multi-Point Locks

USA & Canada Prices Effective March 1, 2024

Cylinder Options (continued) & Keying Options*

| Description | Specify Quick Code | Add or Deduct |
|--|--------------------|--------------------------------|
| Keying and Keys | | |
| 0-bitted with 2 Blank Keys | (standard) | No Charge |
| Keyed Random | KR | |
| Construction Master Keyed ² | CMK | Add \$16.00 per cylinder |
| More than 2 Keys | KY# (e.g., KY6) | See page 33 - Cut Keys Section |
| Master Keying | | |
| Master keyed (all cylinders except CR8000, CR8020, CR8027, CR8200, CR8500, CR8600, CR8700) | MK | Add \$16.00 per cylinder |
| Master keyed Pyramid (except CR8020, CR8027 LFIC cores) | MK | |
| Master keyed Security (including LFIC cylinder and core) | MK | |
| Master keyed Access 3 (except CR8500, CR8600, CR8700 LFIC cores) | MK | |
| Master keyed (CR8000, CR8020, CR8027, CR8200, CR8500, CR8600, CR8700) | MK-IC | No Charge |
| Master keyed to customer bittings or sample key | MK-CB | Add \$16.00 per cylinder |
| Visual Key Control (VKC) | | |
| No bitting or keyset stamping on keys | VKC0 | \$4.50 |
| Keys only | VKC1 | No Charge |
| Cylinders and keys (not for AS, AHS, ACS, ACHS, HS, CHS, PHS or PCHS) | VKC2 | \$8.00 |
| Cylinders only (not for AS, AHS, HS, ACS, ACHS, CHS, PHS or PCHS) | VKC3 | |
| Concealed Key Control (CKC) | | |
| CKC cylinders with VKC keys | CKC2 | \$8.00 |
| CKC cylinders only (not for AS, AHS, ACS, ACHS, PHS, PCHS) | CKC3 | |

Notes:

1. CMK Construction master keying charge is in addition to master keying charge.
2. CMK Construction master keying is not available in interchangeable core, Access 3, Pyramid, or Security series.
3. VKC2, VKC3, CKC3 are not available in Pyramid or Security series.
4. Pyramid series is not available keyed random.
5. Security series is not available 0-bitted.

*Double cylinder keying: unless otherwise specified, both cylinders of 32, 62, 72 and 82 functions will be keyed alike. The inside cylinder of 52 function will be keyed to the master key(s) only, while the outside cylinder will include the change key. If different keying is required, specify outside cylinder first, then inside cylinder. For key bows other than 10 and 90, specify 'KB' + bow number as Quick Code, e.g. KB12.

Strike Options*

| Lip Length | ANSI Straight Lip - Specify Quick Code | ANSI Curved Lip - Specify Quick Code | Add or Deduct |
|------------|--|--------------------------------------|---------------|
| 7/8" | SS078 | N/A | No Charge |

* If door thickness is standard or has been specified and no special door or frame condition exist, then only the first two characters of the optional strike Quick Code must be specified (e.g. "SA").

The correct lip length will be determined by our order entry system based on the standard or specified door thickness.

MP6600 Series Multi-Point Locks



USA & Canada Prices Effective March 1, 2024

Door Thickness with Locksets Mortised on Center

| Door Thickness | Sectional Rose Trim Specify Quick Code | Escutcheon ^{1,2} Trim Specify Quick Code | Add or Deduct |
|-------------------|--|---|---------------|
| 1-3/4" (standard) | — | — | No Charge |

Options

| Description | Specify Quick Code | Add or Deduct |
|---|----------------------------|---------------------------|
| Split designs and split finishes | Outside Trim x Inside Trim | Higher set price prevails |
| Spanner head screws | M02 | Add \$29.00 per lockset |
| Torx® head screws (n/a with N escutcheon) | M04 | Add \$35.00 per lockset |
| Single Occupancy Indicator - Secure/Unsecure (Outside) | M19S* | Add \$180.00 per lockset |
| Single Occupancy Indicator - Vacant/Occupied (Outside) | M19V* | Add \$180.00 per lockset |
| Double Occupancy Indicator - Secure/Unsecure (Outside) Secure/Unsecure (Inside) | M19SN* | Add \$360.00 per lockset |
| Double Indicator Vacant/Occupied (Outside) Secure/Unsecure (Inside) | M19VN* | Add \$360.00 per lockset |
| Knurling outside and inside | M20** | Add \$204.00 per lockset |
| Knurling outside only | M21** | Add \$102.00 per lockset |
| Knurling inside only | M22** | Add \$102.00 per lockset |
| Abrasive coat outside and inside | M23 ¹ | Add \$124.00 per lockset |
| Abrasive coat inside only | M24 ¹ | Add \$62.00 per lockset |
| Abrasive coat outside only | M25 ¹ | Add \$62.00 per lockset |

** All levers provided in a powder coat finish will be supplied with an abrasive coating.

Thumbturn Options

| Specify door thickness | Specify Quick Code | Add or Deduct |
|------------------------|--------------------|--------------------|
| Ergonomic | M34 ² | Add \$21.00 per TT |
| Decorative | MT1 | No Charge |
| Decorative square | MT2 | No Charge |
| Decorative cylinder | MT3 | No Charge |



MT1



MT2



MT3

Notes:

1. Not available with Vineyard™ or Muséo® levers.
2. M34 is not available with M19N, M19VN or M19SN.

Note: Thumbturn backplate will match shape of rose chosen (i.e. round or square)

Strike Options

| Part Number | Description |
|-------------|--------------------|
| 726F577 | Top Strike Pack |
| 726F587 | Bottom Strike Pack |
| 726F607 | Center Strike Pack |

Dogging Indicator Kit

AUX188 x FIN -Dogging Indicator kit if ordered separately.

Price
\$707.00

Note: Concealed vertical rods, top & bottom latches, and the lockbody cassette will be factory installed. All other hardware components are shipped directly to the customer and must be installed by a factory trained installer. Invoices for the door will be separate from the hardware invoice. The hardware invoice will include the concealed vertical assembly and the trim components.


FE6600 Series

Series Multi-Point Locks



USA & Canada Prices Effective March 1, 2024

| | |
|--------------------|---|
| Door | 1-3/4" thick door only - FE6600 Series requires utilizing Ceco Door StormPro 361 and Curries StormPro 361 doors and frames. McKINNEY StormPro hinges are required when used as a certified tornado solution |
| Mounting | Supplied fasteners are for metal doors with throughbolts for trim |
| Hand | Handed; specify RHR, LHR, RH or LH |
| Lockbody | Unique mortise lockbody assembly used for a variety of applications |
| Top Bolt | Adjustable stainless steel 3/4" square bolt with 11/16" engagement; 5/16" steel reinforcement plate |
| Bottom Bolt | Adjustable stainless steel 3/4" square bolt with 5/8" engagement; 1/4" steel reinforcement plate |
| Center Bolts | Latchbolt is stainless steel with 3/4" projection. One piece, anti-friction reversible catch. Deadbolt is one piece hardened stainless steel with 1" projection |
| Lock Front | 1/8" steel mortise front reinforced with 13/64" thick lock edge stiffener |
| Center Bolt Strike | 1/4" thick stainless steel |
| Backset | 2-3/4" standard |
| Door Thickness | 1-3/4" standard |
| Door Height | 7'0" - 8'0" |
| Maximum Opening | Single door 4'0" x 8'0" and double doors 8'0" x 8'0". |
| UL Fire Listed | UL 3-hour fire rating |
| Trim | Multiple sectional and escutcheon mortise trim with Standard or Muséo levers |
| Cylinder | Multiple mortise cylinders |



How to Order

Ordering Example

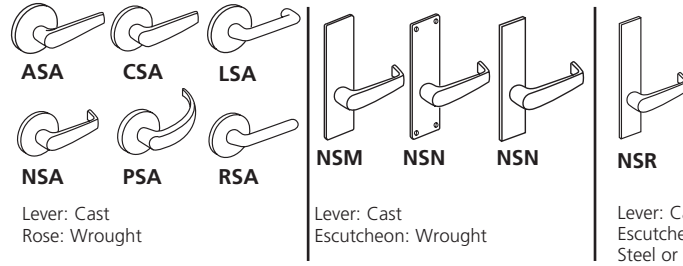
| Quantity | Series/ Function | Trim | Finish | Hand |
|----------|---------------------|------|--------|------|
| 100 | FE6618 | ASM | 626 | RHR |

Note: Concealed vertical rods, top & bottom latches, and the lockbody cassette will be factory installed. All other hardware components are shipped directly to the customer and must be installed by a factory trained installer. Invoices for the door will be separate from the hardware invoice. The hardware invoice will include the concealed vertical assembly and the trim components.

FE6600 Series Multi-Point Locks




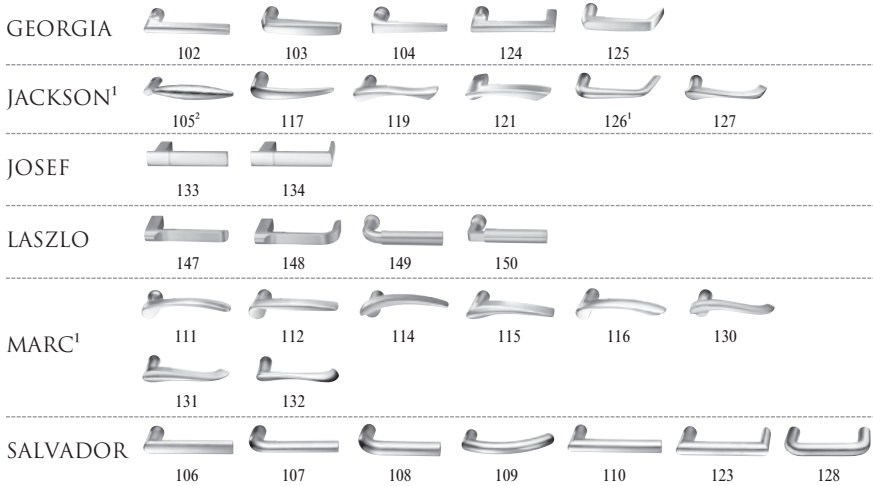
USA & Canada Prices Effective March 1, 2024



| Available Functions | Description | Levers: AS, CS, ES, LS, NS, PS, RS Roses: A, G | | Levers: AS, CS, ES, LS, NS, PS, RS Escutcheons: M, N, LW1 | | Levers: AS, CS, ES, LS, NS, PS, RS Escutcheons: RE1/RE2, RE3/RE4 | |
|--------------------------------------|---|---|---|--|---|---|---|
| | | 613E, 626, BSP, WSP | 605, 606, 611, 612, 613, 618, 619, 625, 629, 630, 722 | 613E, 626, BSP, WSP | 605, 606, 611, 612, 613, 618, 619, 625, 629, 630, 722 | 613E, 626, BSP, WSP | 605, 606, 611, 612, 613, 618, 619, 625, 629, 630, 722 |
| Single Cylinder with Deadbolt | | | | | | | |
| FE6618 FE6665 | Classroom Exit/Dormitory | \$5,090.00 | \$5,114.00 | \$5,110.00 | \$5,134.00 | \$5,164.00 | \$5,188.00 |
| Non-Keyed | | | | | | | |
| FE6680 FE6630 | Inside Passage Privacy Bath | \$5,090.00 | \$5,114.00 | \$5,110.00 | \$5,134.00 | \$5,164.00 | \$5,188.00 |
| Double Cylinder with Deadbolt | | | | | | | |
| FE6662 FE6672 FE6673 FE6675 | Classroom Security Intruder Deadbolt Classroom Security Intruder Aux. Deadbolt Classroom Security Intruder Deadlatch Security Deadbolt | \$5,090.00 | \$5,114.00 | \$5,110.00 | \$5,134.00 | \$5,164.00 | \$5,188.00 |
| EAC | | | | | | | |
| FE66609 x NAC SEC | No Key Override With Deadbolt Fail Secure 12V/24V | \$5,582.00 | \$5,606.00 | \$5,602.00 | \$5,626.00 | \$5,656.00 | \$5,680.00 |
| FE66608 x NAC SEC | Key Override With Deadbolt Fail Secure 12V/24V | \$5,776.00 | \$5,800.00 | \$5,796.00 | \$5,820.00 | \$5,850.00 | \$5,874.00 |

FE6600 Series Multi-Point Locks

USA & Canada Prices Effective March 1, 2024



ESCUTCHEONS



THUMBTURNS³



1. Handed: specify hand when ordering
2. Contact factory for current lead time
3. Specify thumbturn as quick code. Thumbturn backplate will match shape of rose chosen (i.e. round or square). Not available with escutcheons.


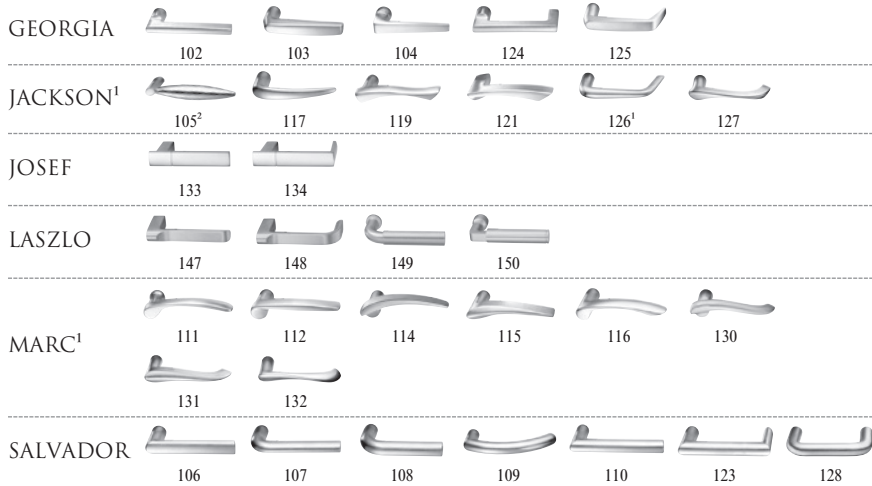
*629 and *630 finish options are Not available for all Muséo levers. Please refer to page 26 for availability.

| | | |
|---|---|---------------------------------------|
| 613E Dark Oxidized Satin Bronze - Equivalent | 605 Bright Brass, Clear Coated | 618 Bright Nickel Plated |
| 626 Satin Chromium Plated | 606 Satin Brass, Clear Coated | 619 Satin Nickel Plated |
| BSP Black Suede Powder Coat | 611 Bright Bronze, Clear Coated | 625 Bright Chromium Plated |
| WSP White Suede Powder Coat | 612 Satin Bronze, Clear Coated | 629* Bright Stainless Steel |
| | 613 Dark Oxidized Satin Bronze, Oil Rubbed | 630* Satin Stainless Steel |
| | 613L Dark Oxidized Satin Bronze, Clear Coated | 722 Black Oxidized Bronze, Oil Rubbed |

| Functions | Description | | |
|---|--|------------|------------|
| Single Cylinder with Deadbolt ESCUTCHEONS L, CE, RE1 | | | |
| FE6618 | Classroom | \$5,142.00 | \$5,166.00 |
| FE6665 | Exit/Dormitory | | |
| Non-Keyed ESCUTCHEONS L, CE, RE1 | | | |
| FE6680 | Inside Passage | \$5,142.00 | \$5,166.00 |
| FE6630 | Privacy Bath | | |
| Double Cylinder with Deadbolt ESCUTCHEONS L, CE, RE1 | | | |
| FE6662 | Classroom Security Intruder Deadbolt | \$5,142.00 | \$5,166.00 |
| FE6672 | Classroom Security Intruder Aux. Deadbolt | | |
| FE6673 | Classroom Security Intruder Deadlatch | | |
| FE6675 | Security Deadbolt | | |
| EAC ESCUTCHEONS L, CE, RE1 | | | |
| FE66609 x NAC SEC | No Key Override With Deadbolt Fail Secure 12V/24V | \$5,634.00 | \$5,658.00 |
| FE66608 x NAC SEC | Key Override With Deadbolt Fail Secure 12V/24V | \$5,828.00 | \$5,852.00 |

FE6600 Series Multi-Point Locks

USA & Canada Prices Effective March 1, 2024



ESCUTCHEONS



THUMBTURNS³



1. Handed: specify hand when ordering
2. Contact factory for current lead time
3. Specify thumbturn as quick code. Thumbturn backplate will match shape of rose chosen (i.e. round or square). Not available with escutcheons.

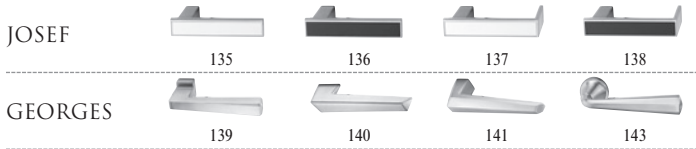
*629 and *630 finish options are Not available for all Muséo levers. Please refer to page 26 for availability.

| | | |
|---|---|---------------------------------------|
| 613E Dark Oxidized Satin Bronze - Equivalent | 605 Bright Brass, Clear Coated | 618 Bright Nickel Plated |
| 626 Satin Chromium Plated | 606 Satin Brass, Clear Coated | 619 Satin Nickel Plated |
| BSP Black Suede Powder Coat | 611 Bright Bronze, Clear Coated | 625 Bright Chromium Plated |
| WSP White Suede Powder Coat | 612 Satin Bronze, Clear Coated | 629* Bright Stainless Steel |
| | 613 Dark Oxidized Satin Bronze, Oil Rubbed | 630* Satin Stainless Steel |
| | 613L Dark Oxidized Satin Bronze, Clear Coated | 722 Black Oxidized Bronze, Oil Rubbed |


| Functions | Description | | |
|--|---|------------|------------|
| Single Cylinder with Deadbolt ROSES: A, T, U, V, W, Y, E2, E3, E4 | | | |
| FE6618 FE6665 | Classroom Exit/Dormitory | \$5,090.00 | \$5,114.00 |
| Non-Keyed ROSES: A, T, U, V, W, Y, E2, E3, E4 | | | |
| FE6680 FE6630 | Inside Passage Privacy Bath | \$5,090.00 | \$5,114.00 |
| Double Cylinder with Deadbolt ROSES: A, T, U, V, W, Y, E2, E3, E4 | | | |
| FE6662 FE6672 FE6673 FE6675 | Classroom Security Intruder Deadbolt Classroom Security Intruder Aux. Deadbolt Classroom Security Intruder Deadlatch Security Deadbolt | \$5,090.00 | \$5,114.00 |
| EAC ROSES: A, T, U, V, W, Y, E2, E3, E4 | | | |
| FE66609 x NAC SEC | No Key Override With Deadbolt Fail Secure 12V/24V | \$5,582.00 | \$5,606.00 |
| FE66608 x NAC SEC | Key Override With Deadbolt Fail Secure 12V/24V | \$5,776.00 | \$5,800.00 |

FE6600 Series Multi-Point Locks

USA & Canada Prices Effective March 1, 2024



ROSES



ESCUTCHEONS



THUMBTURNS³



1. Handed: specify hand when ordering
2. Contact factory for current lead time
3. Specify thumbturn as quick code. Thumbturn backplate will match shape of rose chosen (i.e. round or square). Not available with escutcheons.

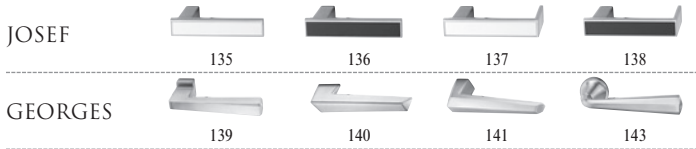
| | | | | | | |
|------|----------------------------|--------------|------|--|-----|-----------------------------------|
| 613E | Dark Oxidized Satin Bronze | - Equivalent | 605 | Bright Brass, Clear Coated | 618 | Bright Nickel Plated |
| 626 | Satin Chromium Plated | | 606 | Satin Brass, Clear Coated | 619 | Satin Nickel Plated |
| BSP | Black Suede Powder Coat | | 611 | Bright Bronze, Clear Coated | 625 | Bright Chromium Plated |
| WSP | White Suede Powder Coat | | 612 | Satin Bronze, Clear Coated | 629 | Bright Stainless Steel |
| | | | 613 | Dark Oxidized Satin Bronze, Oil Rubbed | 630 | Satin Stainless Steel |
| | | | 613L | Dark Oxidized Satin Bronze, Clear Coated | 722 | Black Oxidized Bronze, Oil Rubbed |

| Functions | Description | | |
|---|--|------------|------------|
| Single Cylinder with Deadbolt ESCUTCHEONS L, CE, RE1 | | | |
| FE6618 | Classroom | \$5,262.00 | \$5,286.00 |
| FE6665 | Exit/Dormitory | | |
| Non-Keyed ESCUTCHEONS L, CE, RE1 | | | |
| FE6680 | Inside Passage | \$5,262.00 | \$5,286.00 |
| FE6630 | Privacy Bath | | |
| Double Cylinder with Deadbolt ESCUTCHEONS L, CE, RE1 | | | |
| FE6662 | Classroom Security Intruder Deadbolt | \$5,262.00 | \$5,286.00 |
| FE6672 | Classroom Security Intruder Aux. Deadbolt | | |
| FE6673 | Classroom Security Intruder Deadlatch | | |
| FE6675 | Security Deadbolt | | |
| EAC ESCUTCHEONS L, CE, RE1 | | | |
| FE66609 x NAC SEC | No Key Override With Deadbolt Fail Secure 12V/24V | \$5,754.00 | \$5,778.00 |
| FE66608 x NAC SEC | Key Override With Deadbolt Fail Secure 12V/24V | \$5,948.00 | \$5,972.00 |


FE6600 Series Multi-Point Locks



USA & Canada Prices Effective March 1, 2024



ROSES



ESCUTCHEONS



THUMBTURNS³



1. Handed: specify hand when ordering
2. Contact factory for current lead time
3. Specify thumbturn as quick code. Thumbturn backplate will match shape of rose chosen (i.e. round or square). Not available with escutcheons.

| | | | | | |
|------|---|------|--|-----|-----------------------------------|
| 613E | Dark Oxidized Satin Bronze - Equivalent | 605 | Bright Brass, Clear Coated | 618 | Bright Nickel Plated |
| 626 | Satin Chromium Plated | 606 | Satin Brass, Clear Coated | 619 | Satin Nickel Plated |
| BSP | Black Suede Powder Coat | 611 | Bright Bronze, Clear Coated | 625 | Bright Chromium Plated |
| WSP | White Suede Powder Coat | 612 | Satin Bronze, Clear Coated | 629 | Bright Stainless Steel |
| | | 613 | Dark Oxidized Satin Bronze, Oil Rubbed | 630 | Satin Stainless Steel |
| | | 613L | Dark Oxidized Satin Bronze, Clear Coated | 722 | Black Oxidized Bronze, Oil Rubbed |

| Functions | Description | | |
|--|---|------------|------------|
| Single Cylinder with Deadbolt ROSES: A, T, U, V, W, Y, E2, E3, E4 | | | |
| FE6618 FE6665 | Classroom Exit/Dormitory | \$5,210.00 | \$5,234.00 |
| Non-Keyed ROSES: A, T, U, V, W, Y, E2, E3, E4 | | | |
| FE6680 FE6630 | Inside Passage Privacy Bath | \$5,210.00 | \$5,234.00 |
| Double Cylinder with Deadbolt ROSES: A, T, U, V, W, Y, E2, E3, E4 | | | |
| FE6662 FE6672 FE6673 FE6675 | Classroom Security Intruder Deadbolt Classroom Security Intruder Aux. Deadbolt Classroom Security Intruder Deadlatch Security Deadbolt | \$5,210.00 | \$5,234.00 |
| EAC ROSES: A, T, U, V, W, Y, E2, E3, E4 | | | |
| FE66609 x NAC SEC | No Key Override With Deadbolt Fail Secure 12V/24V | \$5,702.00 | \$5,726.00 |
| FE66608 x NAC SEC | Key Override With Deadbolt Fail Secure 12V/24V | \$5,896.00 | \$5,920.00 |

FE6600 Series Multi-Point Locks

USA & Canada Prices Effective March 1, 2024




*613E, BSP, WSP finishes are not available with 21M levers.

ROSES



ESCUTCHEONS



THUMBTURNS



Specify thumbturn as quick code. Thumbturn backplate will match shape of rose chosen (i.e. round or square)

613E Dark Oxidized Satin Bronze – Equivalent
629 Bright Stainless Steel
630 Satin Stainless Steel
BSP Black Suede Powder Coat
WSP White Suede Powder Coat



| Functions | Description | |
|---|---|------------|
| Single Cylinder with Deadbolt ESCUTCHEONS L, CE, RE1 | | |
| FE6618 FE6665 | Classroom Exit/Dormitory | \$5,258.00 |
| Non-Keyed ESCUTCHEONS L, CE, RE1 | | |
| FE6680 FE6630 | Inside Passage Privacy Bath | \$5,258.00 |
| Double Cylinder with Deadbolt ESCUTCHEONS L, CE, RE1 | | |
| FE6662 FE6672 FE6673 FE6675 | Classroom Security Intruder Deadbolt Classroom Security Intruder Aux. Deadbolt Classroom Security Intruder Deadlatch Security Deadbolt | \$5,258.00 |
| EAC ESCUTCHEONS L, CE, RE1 | | |
| FE66609 x NAC SEC | No Key Override With Deadbolt Fail Secure 12V/24V | \$5,750.00 |
| FE66608 x NAC SEC | Key Override With Deadbolt Fail Secure 12V/24V | \$5,944.00 |

FE6600 Series Multi-Point Locks

USA & Canada Prices Effective March 1, 2024



*613E, BSP, WSP finishes are not available with 21M levers.



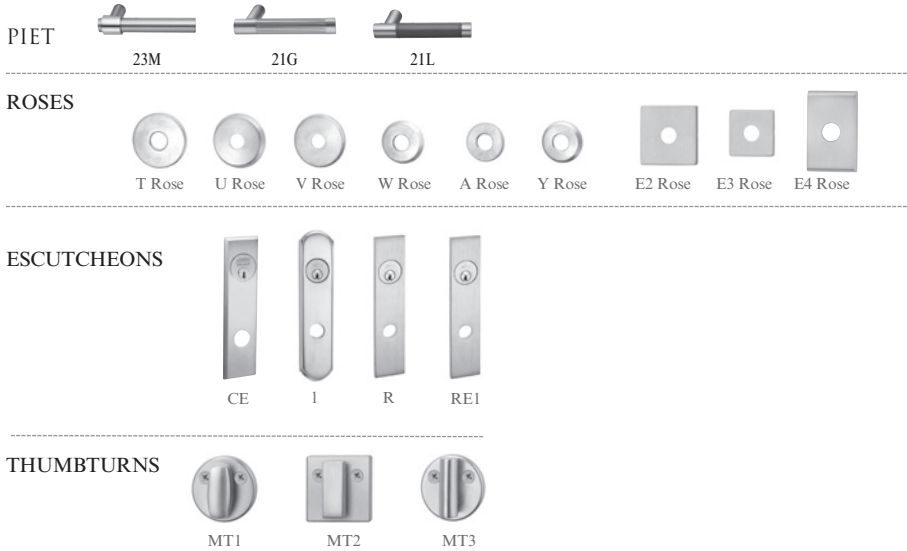
Specify thumbturn as quick code. Thumbturn backplate will match shape of rose chosen (i.e. round or square)

| | |
|------|---|
| 613E | Dark Oxidized Satin Bronze – Equivalent |
| 629 | Bright Stainless Steel |
| 630 | Satin Stainless Steel |
| BSP | Black Suede Powder Coat |
| WSP | White Suede Powder Coat |

| Functions | Description | |
|--|---|------------|
| Single Cylinder with Deadbolt ROSES: A, T, U, V, W, Y, E2, E3, E4 | | |
| FE6618 FE6665 | Classroom Exit/Dormitory | \$5,206.00 |
| Non-Keyed ROSES: A, T, U, V, W, Y, E2, E3, E4 | | |
| FE6680 FE6630 | Inside Passage Privacy Bath | \$5,206.00 |
| Double Cylinder with Deadbolt ROSES: A, T, U, V, W, Y, E2, E3, E4 | | |
| FE6662 FE6672 FE6673 FE6675 | Classroom Security Intruder Deadbolt Classroom Security Intruder Aux. Deadbolt Classroom Security Intruder Deadlatch Security Deadbolt | \$5,206.00 |
| EAC ROSES: A, T, U, V, W, Y, E2, E3, E4 | | |
| FE66609 x NAC SEC | No Key Override With Deadbolt Fail Secure 12V/24V | \$5,698.00 |
| FE66608 x NAC SEC | Key Override With Deadbolt Fail Secure 12V/24V | \$5,892.00 |

FE6600 Series Multi-Point Locks

USA & Canada Prices Effective March 1, 2024



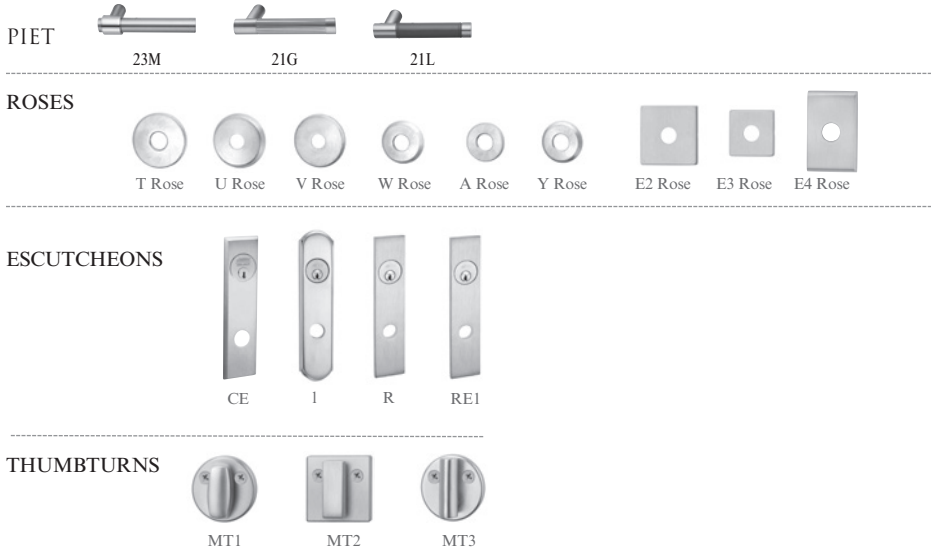
Specify thumbturn as quick code. Thumbturn backplate will match shape of rose chosen (i.e. round or square)

| | |
|------|---|
| 613E | Dark Oxidized Satin Bronze – Equivalent |
| 629 | Bright Stainless Steel |
| 630 | Satin Stainless Steel |
| BSP | Black Suede Powder Coat |
| WSP | White Suede Powder Coat |

| Functions | Description | |
|---|---|------------|
| Single Cylinder with Deadbolt ESCUTCHEONS L, CE, RE1 | | |
| FE6618 FE6665 | Classroom Exit/Dormitory | \$5,286.00 |
| Non-Keyed ESCUTCHEONS L, CE, RE1 | | |
| FE6680 FE6630 | Inside Passage Privacy Bath | \$5,286.00 |
| Double Cylinder with Deadbolt ESCUTCHEONS L, CE, RE1 | | |
| FE6662 FE6672 FE6673 FE6675 | Classroom Security Intruder Deadbolt Classroom Security Intruder Aux. Deadbolt Classroom Security Intruder Deadlatch Security Deadbolt | \$5,286.00 |
| EAC ESCUTCHEONS L, CE, RE1 | | |
| FE66609 x NAC SEC | No Key Override With Deadbolt Fail Secure 12V/24V | \$5,778.00 |
| FE66608 x NAC SEC | Key Override With Deadbolt Fail Secure 12V/24V | \$5,972.00 |

FE6600 Series Multi-Point Locks

USA & Canada Prices Effective March 1, 2024



Specify thumbturn as quick code. Thumbturn backplate will match shape of rose chosen (i.e. round or square)

| | |
|------|---|
| 613E | Dark Oxidized Satin Bronze – Equivalent |
| 629 | Bright Stainless Steel |
| 630 | Satin Stainless Steel |
| BSP | Black Suede Powder Coat |
| WSP | White Suede Powder Coat |

| Functions | Description | |
|--|---|------------|
| Single Cylinder with Deadbolt ROSES: A, T, U, V, W, Y, E2, E3, E4 | | |
| FE6618 FE6665 | Classroom Exit/Dormitory | \$5,234.00 |
| Non-Keyed ROSES: A, T, U, V, W, Y, E2, E3, E4 | | |
| FE6680 FE6630 | Inside Passage Privacy Bath | \$5,234.00 |
| Double Cylinder with Deadbolt ROSES: A, T, U, V, W, Y, E2, E3, E4 | | |
| FE6662 FE6672 FE6673 FE6675 | Classroom Security Intruder Deadbolt Classroom Security Intruder Aux. Deadbolt Classroom Security Intruder Deadlatch Security Deadbolt | \$5,234.00 |
| ROSES: A, T, U, V, W, Y, E2, E3, E4 | | |
| FE66609 x NAC SEC | No Key Override With Deadbolt Fail Secure 12V/24V | \$5,726.00 |
| FE66608 x NAC SEC | Key Override With Deadbolt Fail Secure 12V/24V | \$5,920.00 |

FE6600 Series Multi-Point Locks



USA & Canada Prices Effective March 1, 2024

| Cylinder Options | | |
|---|--------------------|------------------------------|
| Description | Specify Quick Code | Add or Deduct |
| Conventional 6-pin | (standard) | No Charge |
| Conventional 7-pin | 7P | Add \$2.00 per cylinder |
| Less Standard Cylinder | LC | Deduct \$125.00 per cylinder |
| Less Concealed Shell Cylinder | PO-LC | Add \$5.00 per lockset |
| LFIC | | |
| LFIC 6-pin | C6 | Add \$108.00 per cylinder |
| LFIC 6-pin Less Core | CL6 | No Charge |
| LFIC 6-pin with Temporary Construction Core (Red) | CT6R | Add \$108.00 per cylinder |
| LFIC 6-pin with Temporary Construction Core (Blue) | CT6B | Add \$108.00 per cylinder |
| LFIC 6-pin with Temporary Construction Core (Green) | CT6G | Add \$108.00 per cylinder |
| LFIC 6-pin with Temporary Disposable Core | CT6D | No Charge |
| LFIC 7-pin | C7 | Add \$110.00 per cylinder |
| LFIC 7-pin Less Core | CL7 | Add \$2.00 per cylinder |
| LFIC 7-pin with Temporary Construction Core (Red) | CT7R | Add \$110.00 per cylinder |
| LFIC 7-pin with Temporary Construction Core (Blue) | CT7B | Add \$110.00 per cylinder |
| LFIC 7-pin with Temporary Construction Core (Green) | CT7G | Add \$110.00 per cylinder |
| LFIC 7-pin with Temporary Disposable Core | CT7D | Add \$2.00 per cylinder |
| SFIC | | |
| SFIC 6-pin | C6S | Add \$97.00 per cylinder |
| SFIC 6-pin with Temporary Construction Core (Blue) | CT6SB | Add \$97.00 per cylinder |
| SFIC 6-pin with SFIC disposable temporary core | CT6SD | No Charge |
| SFIC 6-pin with Less Core | CLS6 | No Charge |
| SFIC 7-pin | C7S | Add \$97.00 per cylinder |
| SFIC 7-pin with Temporary Construction Core (Blue) | CT7SB | Add \$97.00 per cylinder |
| SFIC 7-pin with SFIC disposable temporary core | CT7SD | No Charge |
| SFIC 7-pin with Less Core | CLS7 | No Charge |
| Security | | |
| Security ⁴ | HS | Add \$164.00 per cylinder |
| Security LFIC ^{1,4} | CHS | Add \$268.00 per cylinder |
| Access 3 | | |
| Access 3 Patented | AP | No Charge |
| Access 3 Security | AS | Add \$81.00 per cylinder |
| Access 3 High Security, UL 437 | AHS | Add \$115.00 per cylinder |
| Access 3 LFIC Patented | ACP | Add \$108.00 per cylinder |
| Access 3 LFIC Security | ACS | Add \$189.00 per cylinder |
| Access 3 LFIC High Security, UL 437 | ACHS | Add \$223.00 per cylinder |
| Pyramid | | |
| Pyramid Security Fixed Core | PS | Add \$87.00 per cylinder |
| Pyramid Security LFIC | PCS | Add \$188.00 per cylinder |
| Pyramid High Security Fixed Core | PHS | Add \$130.00 per cylinder |
| Pyramid High Security LFIC | PCHS | Add \$232.00 per cylinder |
| Pyramid LFIC with Temporary Construction Core ³ | CTP | Add \$108.00 per cylinder |
| Pyramid LFIC with Temporary Disposable Core ³ | CTPD | No Charge |
| Pyramid LFIC Less Core | CLP | No Charge |
| Other | | |
| Master Ring ² | MR | Add \$89.00 per cylinder |
| Flex Head Cylinder, 6-pin (sectional trim) | FX6 | Add \$112.00 per cylinder |
| Flex Head Cylinder, 7-pin (sectional trim) | FX7 | Add \$114.00 per cylinder |
| Flex Head Master Ring (sectional trim) | FXM | Add \$181.00 per cylinder |
| Plug only to show, 6-pin (concealed shell) (available for M and R escutcheons and single cylinder functions only) | P06 | Add \$125.00 per lockset |
| Plug only to show, 7-pin (concealed shell) (available for M and R escutcheons and single cylinder functions only) | P07 | Add \$127.00 per lockset |

Notes:

1. CHS ordered with CT6 option no charge.
3. Refer to Key construction core program, pg. 63 for example of CTP option pricing.
4. For existing systems only.

Continued on next page

FE6600 Series Multi-Point Locks



USA & Canada Prices Effective March 1, 2024

| Cylinder Options (continued) & Keying Options* | | |
|--|--------------------|--------------------------------|
| Description | Specify Quick Code | Add or Deduct |
| Keying and Keys | | |
| 0-bitted with 2 Blank Keys | (standard) | No Charge |
| Keyed Random | KR | |
| Construction Master Keyed ² | CMK | Add \$16.00 per cylinder |
| More than 2 Keys | KY# (e.g., KY6) | See page 33 - Cut Keys Section |
| Master Keying | | |
| Master keyed (all cylinders except CR8000, CR8020, CR8027, CR8200, CR8500, CR8600, CR8700) | MK | Add \$16.00 per cylinder |
| Master keyed Pyramid (except CR8020, CR8027 LFIC cores) | MK | |
| Master keyed Security (including LFIC cylinder and core) | MK | |
| Master keyed Access 3 (except CR8500, CR8600, CR8700 LFIC cores) | MK | |
| Master keyed (CR8000, CR8020, CR8027, CR8200, CR8500, CR8600, CR8700) | MK-IC | No Charge |
| Master keyed to customer bittings or sample key | MK-CB | Add \$16.00 per cylinder |
| Visual Key Control (VKC) | | |
| No bitting or keyset stamping on keys | VKC0 | \$4.50 |
| Keys only | VKC1 | No Charge |
| Cylinders and keys (not for AS, AHS, ACS, ACHS, HS, CHS, PHS or PCHS) | VKC2 | \$8.00 |
| Cylinders only (not for AS, AHS, HS, ACS, ACHS, CHS, PHS or PCHS) | VKC3 | |
| Concealed Key Control (CKC) | | |
| CKC cylinders with VKC keys | CKC2 | \$8.00 |
| CKC cylinders only (not for AS, AHS, ACS, ACHS, PHS, PCHS) | CKC3 | |

Notes:

1. CMK Construction master keying charge is in addition to master keying charge.
2. CMK Construction master keying is not available in interchangeable core, Access 3, Pyramid, or Security series.
3. VKC2, VKC3, CKC3 are not available in Pyramid or Security series.
4. Pyramid series is not available keyed random.
5. Security series is not available 0-bitted.

Strike Options*

| Lip Length | ANSI Straight Lip - Specify Quick Code | ANSI Curved Lip - Specify Quick Code | Add or Deduct |
|------------|--|--------------------------------------|---------------|
| 7/8" | SS078 | N/A | No Charge |

* If door thickness is standard or has been specified and no special door or frame condition exist, then only the first two characters of the optional strike Quick Code must be specified (e.g. "SA").

The correct lip length will be determined by our order entry system based on the standard or specified door thickness.

**FE6600 Series
Multi-Point Locks**

USA & Canada Prices Effective March 1, 2024

Door Thickness with Locksets Mortised on Center

| Door Thickness | Sectional Rose Trim Specify Quick Code | Escutcheon ^{1,2} Trim Specify Quick Code | Add or Deduct |
|-------------------|--|---|---------------|
| 1-3/4" (standard) | — | — | No Charge |

Options

| Description | Specify Quick Code | Add or Deduct |
|---|----------------------------|---------------------------|
| Split designs and split finishes | Outside Trim x Inside Trim | Higher set price prevails |
| Spanner head screws | M02 | Add \$29.00 per lockset |
| Torx® head screws (n/a with N escutcheon) | M04 | Add \$35.00 per lockset |
| Single Occupancy Indicator - Secure/Unsecure (Outside) | M19S* | Add \$180.00 per lockset |
| Single Occupancy Indicator - Vacant/Occupied (Outside) | M19V* | Add \$180.00 per lockset |
| Double Occupancy Indicator - Secure/Unsecure (Outside) Secure/Unsecure (Inside) | M19SN* | Add \$360.00 per lockset |
| Double Indicator Vacant/Occupied (Outside) Secure/Unsecure (Inside) | M19VN* | Add \$360.00 per lockset |
| Knurling outside and inside | M20** | Add \$204.00 per lockset |
| Knurling outside only | M21** | Add \$102.00 per lockset |
| Knurling inside only | M22** | Add \$102.00 per lockset |
| Abrasive coat outside and inside | M23 ¹ | Add \$124.00 per lockset |
| Abrasive coat inside only | M24 ¹ | Add \$62.00 per lockset |
| Abrasive coat outside only | M25 ¹ | Add \$62.00 per lockset |

** All levers provided in a powder coat finish will be supplied with an abrasive coating.

Thumbturn Options

| Specify door thickness | Specify Quick Code | Add or Deduct |
|------------------------|--------------------|--------------------|
| Ergonomic | M34 ² | Add \$21.00 per TT |
| Decorative | MT1 | No Charge |
| Decorative square | MT2 | No Charge |
| Decorative cylinder | MT3 | No Charge |



MT1



MT2



MT3

Notes:

1. Not available with Vineyard™ or Muséo® levers.
2. M34 is not available with M19N, M19VN or M19SN.

Note: Thumbturn backplate will match shape of rose chosen (i.e. round or square)

Strike Options

| Part Number | Description |
|-------------|--------------------|
| 726F577 | Top Strike Pack |
| 726F587 | Bottom Strike Pack |
| 726F607 | Center Strike Pack |

Dogging Indicator Kit

AUX188 x FIN -Dogging Indicator kit if ordered separately.


**Price
\$707.00**

BL6600 Series

Series Multi-Point Locks

USA & Canada Prices Effective March 1, 2024

| | |
|--------------------|---|
| Door | 1-3/4" thick door only – BL6600 Series requires utilizing Ceco Door and Curries Multi-Solution Opening doors and frames. McKINNEY® StormPro® hinges |
| Mounting | Supplied fasteners are for metal doors with thru-bolts for trim |
| Hand | Handed; specify RHR, LHR, RH or LH |
| Lockbody | Unique mortise lockbody assembly used specifically for blast applications |
| Top Bolt | Adjustable stainless steel 3/4" square bolt with 11/16" engagement; 5/16" steel reinforcement plate |
| Bottom Bolt | Adjustable stainless steel 3/4" square bolt with 5/8" engagement; 1/4" steel reinforcement plate |
| Center Bolts | Latchbolt is stainless steel with 3/4" projection. One piece, anti-friction reversible catch. Deadbolt is one piece hardened stainless steel with 1" projection |
| Lock Front | 1/8" steel mortise front reinforced with 13/64" thick lock edge stiffener |
| Center Bolt Strike | 1/4" thick stainless steel |
| Backset | Lever: 2-3/4" standard; Rods: 5-1/4" |
| Door Thickness | 1-3/4" standard |
| Maximum Opening | Single door 2'8" x 6'8" up to 4'0" x 8'0" (only available as single door) |
| UL Fire Listed | UL 3-hour fire rating |
| Trim | Multiple sectional and escutcheon mortise trim with Standard or Musévo levers |
| Cylinder | Multiple mortise cylinders |



How to Order

Ordering Example

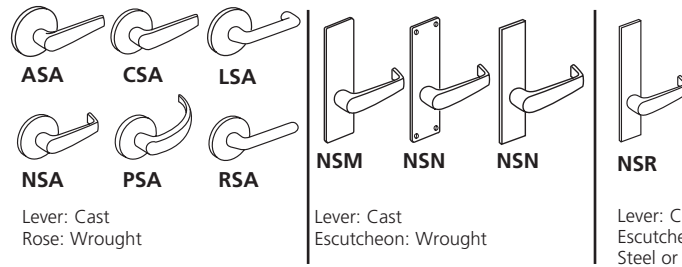
| Quantity | Series/ Function | Trim | Finish | Hand |
|----------|---------------------|------|--------|------|
| 100 | BL6618 | ASM | 626 | RHR |

Note: Concealed vertical rods, top & bottom latches, and the lockbody cassette will be factory installed. All other hardware components are shipped directly to the customer and must be installed by a factory trained installer. Invoices for the door will be separate from the hardware invoice. The hardware invoice will include the concealed vertical assembly and the trim components.

BL6600 Series Multi-Point Locks



USA & Canada Prices Effective March 1, 2024


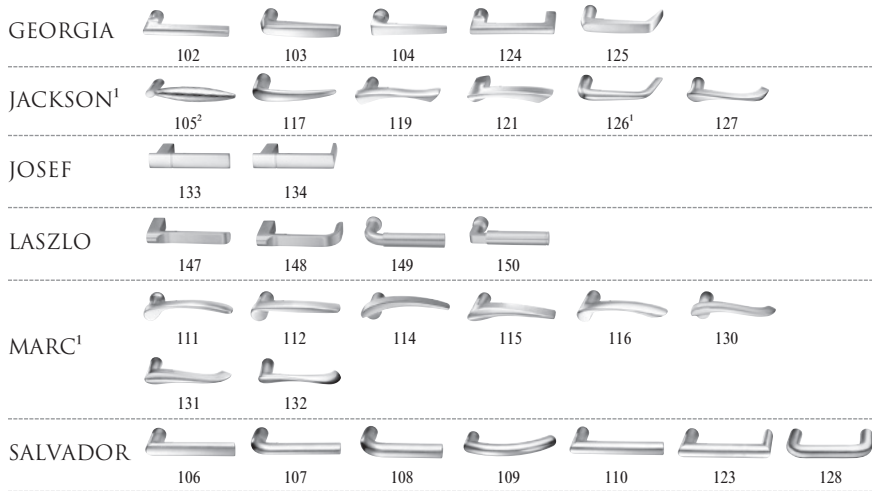


| Available Functions | Description | Levers: AS, CS, ES, LS, NS, PS, RS Roses: A, G | | Levers: AS, CS, ES, LS, NS, PS, RS Escutcheons: M, N, LW1 | | Levers: AS, CS, ES, LS, NS, PS, RS Escutcheons: RE1/RE2, RE3/RE4 | |
|--|---|---|---|--|---|---|---|
| | | 613E, 626, BSP, WSP | 605, 606, 611, 612, 613, 618, 619, 625, 629, 630, 722 | 613E, 626, BSP, WSP | 605, 606, 611, 612, 613, 618, 619, 625, 629, 630, 722 | 613E, 626, BSP, WSP | 605, 606, 611, 612, 613, 618, 619, 625, 629, 630, 722 |
| Single Cylinder with Deadbolt | | | | | | | |
| BL6618 BL6624 BL6665 | Classroom Storeroom Exit/Dormitory | \$5,618.00 | \$5,642.00 | \$5,638.00 | \$5,662.00 | \$5,692.00 | \$5,716.00 |
| Non-Keyed | | | | | | | |
| BL6680 BL6630 BL6620 | Inside Passage Privacy Bath Privacy Bedroom | \$5,618.00 | \$5,642.00 | \$5,638.00 | \$5,662.00 | \$5,692.00 | \$5,716.00 |
| Double Cylinder with Deadbolt | | | | | | | |
| BL6622 BL6662 BL6672 BL6673 BL6675 | Store Door Classroom Security Intruder Deadbolt Classroom Security Intruder Aux. Deadbolt Classroom Security Intruder Deadlatch Security Deadbolt | \$5,618.00 | \$5,642.00 | \$5,638.00 | \$5,662.00 | \$5,692.00 | \$5,716.00 |
| EAC | | | | | | | |
| BL66609 x NAC SAF / SEC | No Key Override With Deadbolt Fail Safe/Secure 12V/24V | \$6,110.00 | \$6,134.00 | \$6,130.00 | \$6,154.00 | \$6,184.00 | \$6,208.00 |
| BL66608 x NAC SAF / SEC | Key Override With Deadbolt Fail Safe/Secure 12V/24V | \$6,304.00 | \$6,328.00 | \$6,324.00 | \$6,348.00 | \$6,378.00 | \$6,402.00 |

BL6600 Series Multi-Point Locks



USA & Canada Prices Effective March 1, 2024



ESCUTCHEONS



THUMBTURNS³



1. Handed: specify hand when ordering
2. Contact factory for current lead time
3. Specify thumbturn as quick code. Thumbturn backplate will match shape of rose chosen (i.e. round or square). Not available with escutcheons.


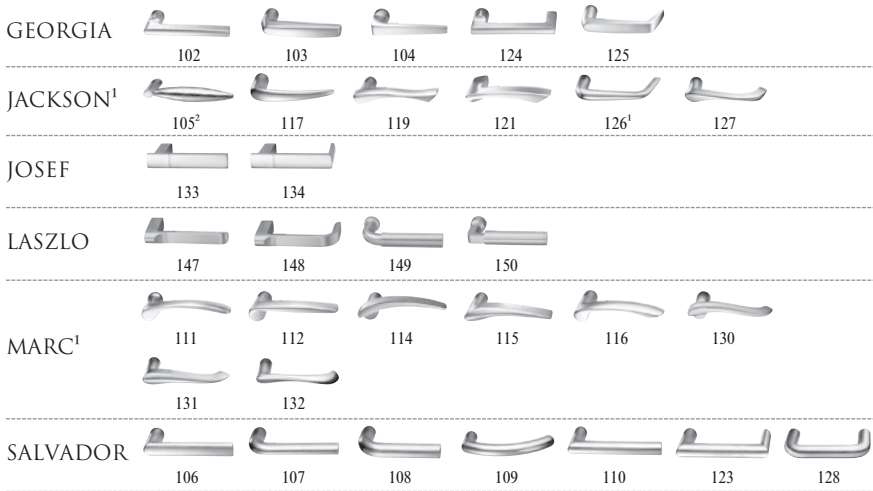
*629 and *630 finish options are Not available for all Muséo levers. Please refer to page 26 for availability.

| | | |
|---|---|---------------------------------------|
| 613E Dark Oxidized Satin Bronze - Equivalent | 605 Bright Brass, Clear Coated | 618 Bright Nickel Plated |
| 626 Satin Chromium Plated | 606 Satin Brass, Clear Coated | 619 Satin Nickel Plated |
| BSP Black Suede Powder Coat | 611 Bright Bronze, Clear Coated | 625 Bright Chromium Plated |
| WSP White Suede Powder Coat | 612 Satin Bronze, Clear Coated | 629* Bright Stainless Steel |
| | 613 Dark Oxidized Satin Bronze, Oil Rubbed | 630* Satin Stainless Steel |
| | 613L Dark Oxidized Satin Bronze, Clear Coated | 722 Black Oxidized Bronze, Oil Rubbed |

| Functions | Description | | |
|--|---|------------|------------|
| Single Cylinder with Deadbolt ESCUTCHEONS: L, CE, RE1 | | | |
| BL6618 BL6624 BL6665 | Classroom Storeroom Exit/Dormitory | \$5,670.00 | \$5,694.00 |
| Non-Keyed ESCUTCHEONS: L, CE, RE1 | | | |
| BL6680 BL6630 BL6620 | Inside Passage Privacy Bath Privacy Bedroom | \$5,670.00 | \$5,694.00 |
| Double Cylinder with Deadbolt ESCUTCHEONS: L, CE, RE1 | | | |
| BL6622 BL6662 BL6672 BL6673 BL6675 | Store Door Classroom Security Intruder Deadbolt Classroom Security Intruder Aux. Deadbolt Classroom Security Intruder Deadlatch Security Deadbolt | \$5,670.00 | \$5,694.00 |
| EAC ESCUTCHEONS: L, CE, RE1 | | | |
| BL66609 x NAC SAF / SEC | No Key Override With Deadbolt Fail Safe/Secure 12V/24V | \$6,162.00 | \$6,186.00 |
| BL66608 x NAC SAF / SEC | Key Override With Deadbolt Fail Safe/Secure 12V/24V | \$6,356.00 | \$6,380.00 |

BL6600 Series Multi-Point Locks

USA & Canada Prices Effective March 1, 2024



ESCUTCHEONS



THUMBTURNS³



1. Handed: specify hand when ordering
2. Contact factory for current lead time
3. Specify thumbturn as quick code. Thumbturn backplate will match shape of rose chosen (i.e. round or square). Not available with escutcheons.

*629 and *630 finish options are Not available for all Muséo levers. Please refer to page 26 for availability.

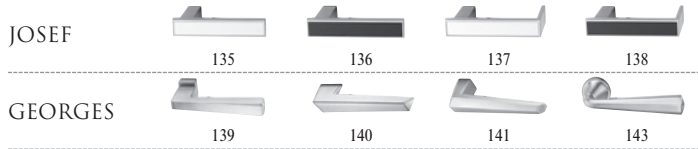
| | | |
|---|---|---------------------------------------|
| 613E Dark Oxidized Satin Bronze - Equivalent | 605 Bright Brass, Clear Coated | 618 Bright Nickel Plated |
| 626 Satin Chromium Plated | 606 Satin Brass, Clear Coated | 619 Satin Nickel Plated |
| BSP Black Suede Powder Coat | 611 Bright Bronze, Clear Coated | 625 Bright Chromium Plated |
| WSP White Suede Powder Coat | 612 Satin Bronze, Clear Coated | 629* Bright Stainless Steel |
| | 613 Dark Oxidized Satin Bronze, Oil Rubbed | 630* Satin Stainless Steel |
| | 613L Dark Oxidized Satin Bronze, Clear Coated | 722 Black Oxidized Bronze, Oil Rubbed |

| Functions | Description | | |
|--|---|------------|------------|
| Single Cylinder with Deadbolt ROSES: A, T, U, V, W, Y, E2, E3, E4 | | | |
| BL6618 BL6624 BL6665 | Classroom Storeroom Exit/Dormitory | \$5,618.00 | \$5,642.00 |
| Non-Keyed ROSES: A, T, U, V, W, Y, E2, E3, E4 | | | |
| BL6680 BL6630 BL6620 | Inside Passage Privacy Bath Privacy Bedroom | \$5,618.00 | \$5,642.00 |
| Double Cylinder with Deadbolt ROSES: A, T, U, V, W, Y, E2, E3, E4 | | | |
| BL6622 BL6662 BL6672 BL6673 BL6675 | Store Door Classroom Security Intruder Deadbolt Classroom Security Intruder Aux. Deadbolt Classroom Security Intruder Deadlatch Security Deadbolt | \$5,618.00 | \$5,642.00 |
| EAC ROSES: A, T, U, V, W, Y, E2, E3, E4 | | | |
| BL66609 x NAC SAF / SEC | No Key Override With Deadbolt Fail Safe/Secure 12V/24V | \$6,110.00 | \$6,134.00 |
| BL66608 x NAC SAF / SEC | Key Override With Deadbolt Fail Safe/Secure 12V/24V | \$6,304.00 | \$6,328.00 |


BL6600 Series Multi-Point Locks



USA & Canada Prices Effective March 1, 2024



ROSES



ESCUTCHEONS



THUMBTURNS³



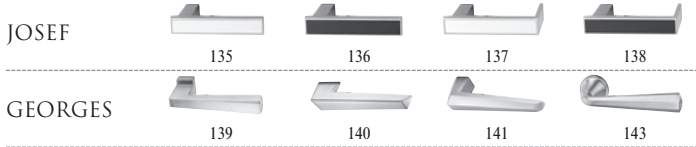
1. Handed: specify hand when ordering
2. Contact factory for current lead time
3. Specify thumbturn as quick code. Thumbturn backplate will match shape of rose chosen (i.e. round or square). Not available with escutcheons.

| | | |
|---------------------------------|---|---------------------------------------|
| 613E Dark Oxidized Satin Bronze | 605 Bright Brass, Clear Coated | 618 Bright Nickel Plated |
| 626 Satin Chromium Plated | 606 Satin Brass, Clear Coated | 619 Satin Nickel Plated |
| BSP Black Suede Powder Coat | 611 Bright Bronze, Clear Coated | 625 Bright Chromium Plated |
| WSP White Suede Powder Coat | 612 Satin Bronze, Clear Coated | 629 Bright Stainless Steel |
| | 613 Dark Oxidized Satin Bronze, Oil Rubbed | 630 Satin Stainless Steel |
| | 613L Dark Oxidized Satin Bronze, Clear Coated | 722 Black Oxidized Bronze, Oil Rubbed |


| Functions | Description | | |
|--|---|------------|------------|
| Single Cylinder with Deadbolt ESCUTCHEONS: L, CE, RE1 | | | |
| BL6618 BL6624 BL6665 | Classroom Storeroom Exit/Dormitory | \$5,790.00 | \$5,814.00 |
| Non-Keyed ESCUTCHEONS: L, CE, RE1 | | | |
| BL6680 BL6630 BL6620 | Inside Passage Privacy Bath Privacy Bedroom | \$5,790.00 | \$5,814.00 |
| Double Cylinder with Deadbolt ESCUTCHEONS: L, CE, RE1 | | | |
| BL6622 BL6662 BL6672 BL6673 BL6675 | Store Door Classroom Security Intruder Deadbolt Classroom Security Intruder Aux. Deadbolt Classroom Security Intruder Deadlatch Security Deadbolt | \$5,790.00 | \$5,814.00 |
| EAC ESCUTCHEONS: L, CE, RE1 | | | |
| BL66609 x NAC SAF / SEC | No Key Override With Deadbolt Fail Safe/Secure 12V/24V | \$6,282.00 | \$6,306.00 |
| BL66608 x NAC SAF / SEC | Key Override With Deadbolt Fail Safe/Secure 12V/24V | \$6,476.00 | \$6,500.00 |

BL6600 Series Multi-Point Locks

USA & Canada Prices Effective March 1, 2024



ROSES



ESCUTCHEONS



THUMBTURNS³



1. Handed: specify hand when ordering
2. Contact factory for current lead time
3. Specify thumbturn as quick code. Thumbturn backplate will match shape of rose chosen (i.e. round or square). Not available with escutcheons.

| | | | | | |
|------|----------------------------|------|--|-----|-----------------------------------|
| 613E | Dark Oxidized Satin Bronze | 605 | Bright Brass, Clear Coated | 618 | Bright Nickel Plated |
| 626 | Satin Chromium Plated | 606 | Satin Brass, Clear Coated | 619 | Satin Nickel Plated |
| BSP | Black Suede Powder Coat | 611 | Bright Bronze, Clear Coated | 625 | Bright Chromium Plated |
| WSP | White Suede Powder Coat | 612 | Satin Bronze, Clear Coated | 629 | Bright Stainless Steel |
| | | 613 | Dark Oxidized Satin Bronze, Oil Rubbed | 630 | Satin Stainless Steel |
| | | 613L | Dark Oxidized Satin Bronze, Clear Coated | 722 | Black Oxidized Bronze, Oil Rubbed |


| Functions | Description | | |
|--|---|------------|------------|
| Single Cylinder with Deadbolt ROSES: A, T, U, V, W, Y, E2, E3, E4 | | | |
| BL6618 | Classroom | \$5,738.00 | \$5,762.00 |
| BL6624 | Storeroom | | |
| BL6665 | Exit/Dormitory | | |
| Non-Keyed ROSES: A, T, U, V, W, Y, E2, E3, E4 | | | |
| BL6680 | Inside Passage | \$5,738.00 | \$5,762.00 |
| BL6630 | Privacy Bath | | |
| BL6620 | Privacy Bedroom | | |
| Double Cylinder with Deadbolt ROSES: A, T, U, V, W, Y, E2, E3, E4 | | | |
| BL6622 | Store Door | \$5,738.00 | \$5,762.00 |
| BL6662 | Classroom Security Intruder Deadbolt | | |
| BL6672 | Classroom Security Intruder Aux. Deadbolt | | |
| BL6673 | Classroom Security Intruder Deadlatch | | |
| BL6675 | Security Deadbolt | | |
| EAC ROSES: A, T, U, V, W, Y, E2, E3, E4 | | | |
| BL66609 x NAC SAF / SEC | No Key Override With Deadbolt Fail Safe/Secure 12V/24V | \$6,230.00 | \$6,254.00 |
| BL66608 x NAC SAF / SEC | Key Override With Deadbolt Fail Safe/Secure 12V/24V | \$6,424.00 | \$6,448.00 |

BL6600 Series Multi-Point Locks

USA & Canada Prices Effective March 1, 2024



*613E, BSP, WSP finishes are not available with 21M levers.



Specify thumbturn as quick code. Thumbturn backplate will match shape of rose chosen (i.e. round or square)

| | |
|------|---|
| 613E | Dark Oxidized Satin Bronze – Equivalent |
| 629 | Bright Stainless Steel |
| 630 | Satin Stainless Steel |
| BSP | Black Suede Powder Coat |
| WSP | White Suede Powder Coat |



| Functions | Description | |
|--|---|------------|
| Single Cylinder with Deadbolt ESCUTCHEONS: L, CE, RE1 | | |
| BL6618 BL6624 BL6665 | Classroom Storeroom Exit/Dormitory | \$5,786.00 |
| Non-Keyed ESCUTCHEONS: L, CE, RE1 | | |
| BL6680 BL6630 BL6620 | Inside Passage Privacy Bath Privacy Bedroom | \$5,786.00 |
| Double Cylinder with Deadbolt ESCUTCHEONS: L, CE, RE1 | | |
| BL6622 BL6662 BL6672 BL6673 BL6675 | Store Door Classroom Security Intruder Deadbolt Classroom Security Intruder Aux. Deadbolt Classroom Security Intruder Deadlatch Security Deadbolt | \$5,786.00 |
| EAC ESCUTCHEONS: L, CE, RE1 | | |
| BL66609 x NAC SAF / SEC | No Key Override With Deadbolt Fail Safe/Secure 12V/24V | \$6,278.00 |
| BL66608 x NAC SAF / SEC | Key Override With Deadbolt Fail Safe/Secure 12V/24V | \$6,472.00 |

BL6600 Series Multi-Point Locks

USA & Canada Prices Effective March 1, 2024



*613E, BSP, WSP finishes are not available with 21M levers.



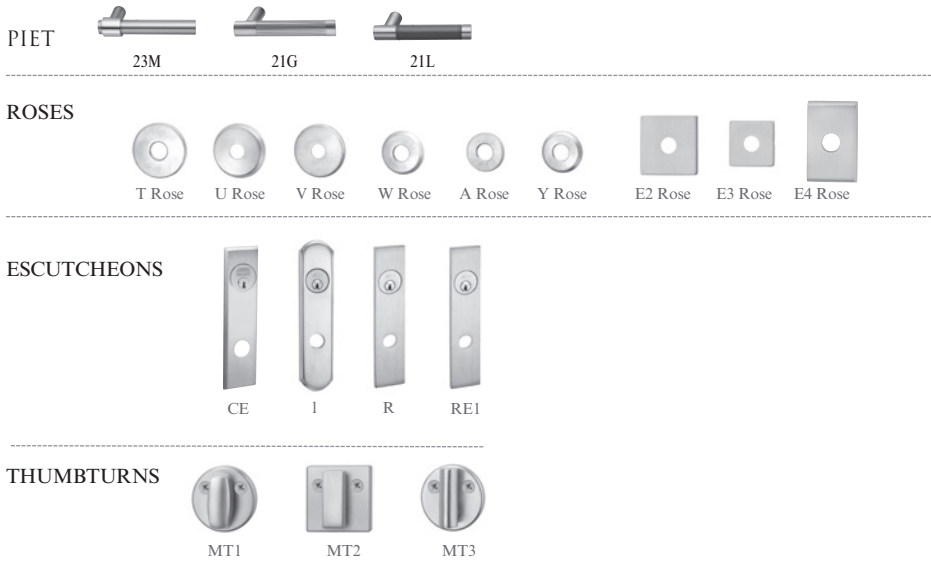
Specify thumbturn as quick code. Thumbturn backplate will match shape of rose chosen (i.e. round or square)

613E Dark Oxidized Satin Bronze – Equivalent
629 Bright Stainless Steel
630 Satin Stainless Steel
BSP Black Suede Powder Coat
WSP White Suede Powder Coat

| Functions | Description | |
|--|---|------------|
| Single Cylinder with Deadbolt ROSES: A, T, U, V, W, Y, E2, E3, E4 | | |
| BL6618 BL6624 BL6665 | Classroom Storeroom Exit/Dormitory | \$5,734.00 |
| Non-Keyed ROSES: A, T, U, V, W, Y, E2, E3, E4 | | |
| BL6680 BL6630 BL6620 | Inside Passage Privacy Bath Privacy Bedroom | \$5,734.00 |
| Double Cylinder with Deadbolt ROSES: A, T, U, V, W, Y, E2, E3, E4 | | |
| BL6622 BL6662 BL6672 BL6673 BL6675 | Store Door Classroom Security Intruder Deadbolt Classroom Security Intruder Aux. Deadbolt Classroom Security Intruder Deadlatch Security Deadbolt | \$5,734.00 |
| EAC ROSES: A, T, U, V, W, Y, E2, E3, E4 | | |
| BL66609 x NAC SAF / SEC | No Key Override With Deadbolt Fail Safe/Secure 12V/24V | \$6,226.00 |
| BL66608 x NAC SAF / SEC | Key Override With Deadbolt Fail Safe/Secure 12V/24V | \$6,420.00 |

BL6600 Series Multi-Point Locks

USA & Canada Prices Effective March 1, 2024



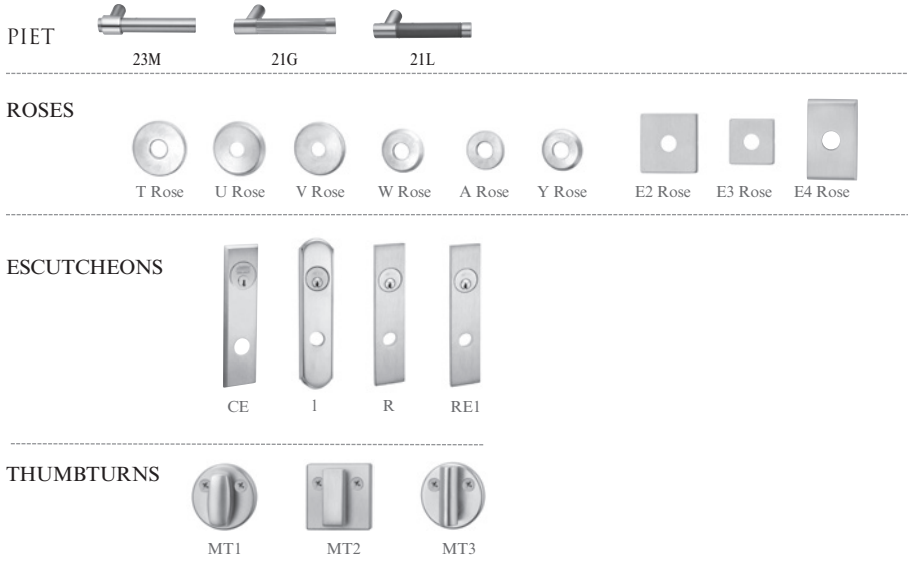
Specify thumbturn as quick code. Thumbturn backplate will match shape of rose chosen (i.e. round or square)

| | |
|------|---|
| 613E | Dark Oxidized Satin Bronze – Equivalent |
| 629 | Bright Stainless Steel |
| 630 | Satin Stainless Steel |
| BSP | Black Suede Powder Coat |
| WSP | White Suede Powder Coat |

| Functions | Description | |
|--|---|------------|
| Single Cylinder with Deadbolt ESCUTCHEONS: L, CE, RE1 | | |
| BL6618 BL6624 BL6665 | Classroom Storeroom Exit/Dormitory | \$5,814.00 |
| Non-Keyed ESCUTCHEONS: L, CE, RE1 | | |
| BL6680 BL6630 BL6620 | Inside Passage Privacy Bath Privacy Bedroom | \$5,814.00 |
| Double Cylinder with Deadbolt ESCUTCHEONS: L, CE, RE1 | | |
| BL6622 BL6662 BL6672 BL6673 BL6675 | Store Door Classroom Security Intruder Deadbolt Classroom Security Intruder Aux. Deadbolt Classroom Security Intruder Deadlatch Security Deadbolt | \$5,814.00 |
| EAC ESCUTCHEONS: L, CE, RE1 | | |
| BL66609 x NAC SAF / SEC | No Key Override With Deadbolt Fail Safe/Secure 12V/24V | \$6,306.00 |
| BL66608 x NAC SAF / SEC | Key Override With Deadbolt Fail Safe/Secure 12V/24V | \$6,500.00 |

BL6600 Series Multi-Point Locks

USA & Canada Prices Effective March 1, 2024



Specify thumbturn as quick code. Thumbturn backplate will match shape of rose chosen (i.e. round or square)

- 613E Dark Oxidized Satin Bronze – Equivalent
- 629 Bright Stainless Steel
- 630 Satin Stainless Steel
- BSP Black Suede Powder Coat
- WSP White Suede Powder Coat

| Functions | Description | |
|--|---|------------|
| Single Cylinder with Deadbolt ROSES: A, T, U, V, W, Y, E2, E3, E4 | | |
| BL6618 BL6624 BL6665 | Classroom Storeroom Exit/Dormitory | \$5,762.00 |
| Non-Keyed ROSES: A, T, U, V, W, Y, E2, E3, E4 | | |
| BL6680 BL6630 BL6620 | Inside Passage Privacy Bath Privacy Bedroom | \$5,762.00 |
| Double Cylinder with Deadbolt ROSES: A, T, U, V, W, Y, E2, E3, E4 | | |
| BL6622 BL6662 BL6672 BL6673 BL6675 | Store Door Classroom Security Intruder Deadbolt Classroom Security Intruder Aux. Deadbolt Classroom Security Intruder Deadlatch Security Deadbolt | \$5,762.00 |
| EAC ROSES: A, T, U, V, W, Y, E2, E3, E4 | | |
| BL66609 x NAC SAF / SEC | No Key Override With Deadbolt Fail Safe/Secure 12V/24V | \$6,254.00 |
| BL66608 x NAC SAF / SEC | Key Override With Deadbolt Fail Safe/Secure 12V/24V | \$6,448.00 |

BL6600 Series Multi-Point Locks



USA & Canada Prices Effective March 1, 2024

| Cylinder Options | | |
|---|--------------------|------------------------------|
| Description | Specify Quick Code | Add or Deduct |
| Conventional 6-pin | (standard) | No Charge |
| Conventional 7-pin | 7P | Add \$2.00 per cylinder |
| Less Standard Cylinder | LC | Deduct \$125.00 per cylinder |
| Less Concealed Shell Cylinder | PO-LC | Add \$5.00 per lockset |
| LFIC | | |
| LFIC 6-pin | C6 | Add \$108.00 per cylinder |
| LFIC 6-pin Less Core | CL6 | No Charge |
| LFIC 6-pin with Temporary Construction Core (Red) | CT6R | Add \$108.00 per cylinder |
| LFIC 6-pin with Temporary Construction Core (Blue) | CT6B | Add \$108.00 per cylinder |
| LFIC 6-pin with Temporary Construction Core (Green) | CT6G | Add \$108.00 per cylinder |
| LFIC 6-pin with Temporary Disposable Core | CT6D | No Charge |
| LFIC 7-pin | C7 | Add \$110.00 per cylinder |
| LFIC 7-pin Less Core | CL7 | Add \$2.00 per cylinder |
| LFIC 7-pin with Temporary Construction Core (Red) | CT7R | Add \$110.00 per cylinder |
| LFIC 7-pin with Temporary Construction Core (Blue) | CT7B | Add \$110.00 per cylinder |
| LFIC 7-pin with Temporary Construction Core (Green) | CT7G | Add \$110.00 per cylinder |
| LFIC 7-pin with Temporary Disposable Core | CT7D | Add \$2.00 per cylinder |
| SFIC | | |
| SFIC 6-pin | C6S | Add \$97.00 per cylinder |
| SFIC 6-pin with Temporary Construction Core (Blue) | CT6SB | Add \$97.00 per cylinder |
| SFIC 6-pin with SFIC disposable temporary core | CT6SD | No Charge |
| SFIC 6-pin with Less Core | CLS6 | No Charge |
| SFIC 7-pin | C7S | Add \$97.00 per cylinder |
| SFIC 7-pin with Temporary Construction Core (Blue) | CT7SB | Add \$97.00 per cylinder |
| SFIC 7-pin with SFIC disposable temporary core | CT7SD | No Charge |
| SFIC 7-pin with Less Core | CLS7 | No Charge |
| Security | | |
| Security ⁴ | HS | Add \$164.00 per cylinder |
| Security LFIC ^{1,4} | CHS | Add \$268.00 per cylinder |
| Access 3 | | |
| Access 3 Patented | AP | No Charge |
| Access 3 Security | AS | Add \$81.00 per cylinder |
| Access 3 High Security, UL 437 | AHS | Add \$115.00 per cylinder |
| Access 3 LFIC Patented | ACP | Add \$108.00 per cylinder |
| Access 3 LFIC Security | ACS | Add \$189.00 per cylinder |
| Access 3 LFIC High Security, UL 437 | ACHS | Add \$223.00 per cylinder |
| Pyramid | | |
| Pyramid Security Fixed Core | PS | Add \$87.00 per cylinder |
| Pyramid Security LFIC | PCS | Add \$188.00 per cylinder |
| Pyramid High Security Fixed Core | PHS | Add \$130.00 per cylinder |
| Pyramid High Security LFIC | PCHS | Add \$232.00 per cylinder |
| Pyramid LFIC with Temporary Construction Core ³ | CTP | Add \$108.00 per cylinder |
| Pyramid LFIC with Temporary Disposable Core ³ | CTPD | No Charge |
| Pyramid LFIC Less Core | CLP | No Charge |
| Other | | |
| Master Ring ² | MR | Add \$89.00 per cylinder |
| Flex Head Cylinder, 6-pin (sectional trim) | FX6 | Add \$112.00 per cylinder |
| Flex Head Cylinder, 7-pin (sectional trim) | FX7 | Add \$114.00 per cylinder |
| Flex Head Master Ring (sectional trim) | FXM | Add \$181.00 per cylinder |
| Plug only to show, 6-pin (concealed shell) (available for M and R escutcheons and single cylinder functions only) | P06 | Add \$125.00 per lockset |
| Plug only to show, 7-pin (concealed shell) (available for M and R escutcheons and single cylinder functions only) | P07 | Add \$127.00 per lockset |

Notes:

1. CHS ordered with CT6 option no charge.
2. Refer to Key construction core program, pg. 63 for example of CTP option pricing.
3. For existing systems only.

Continued on next page

BL6600 Series Multi-Point Locks

USA & Canada Prices Effective March 1, 2024

| Cylinder Options (continued) & Keying Options* | | |
|--|--------------------|--------------------------------|
| Description | Specify Quick Code | Add or Deduct |
| Keying and Keys | | |
| 0-bitted with 2 Blank Keys | (standard) | No Charge |
| Keyed Random | KR | |
| Construction Master Keyed ² | CMK | Add \$16.00 per cylinder |
| More than 2 Keys | KY# (e.g., KY6) | See page 33 - Cut Keys Section |
| Master Keying | | |
| Master keyed (all cylinders except CR8000, CR8020, CR8027, CR8200, CR8500, CR8600, CR8700) | MK | Add \$16.00 per cylinder |
| Master keyed Pyramid (except CR8020, CR8027 LFIC cores) | MK | |
| Master keyed Security (including LFIC cylinder and core) | MK | |
| Master keyed Access 3 (except CR8500, CR8600, CR8700 LFIC cores) | MK | |
| Master keyed (CR8000, CR8020, CR8027, CR8200, CR8500, CR8600, CR8700) | MK-IC | No Charge |
| Master keyed to customer bittings or sample key | MK-CB | Add \$16.00 per cylinder |
| Visual Key Control (VKC) | | |
| No bitting or keyset stamping on keys | VKC0 | \$4.50 |
| Keys only | VKC1 | No Charge |
| Cylinders and keys (not for AS, AHS, ACS, ACHS, HS, CHS, PHS or PCHS) | VKC2 | \$8.00 |
| Cylinders only (not for AS, AHS, HS, ACS, ACHS, CHS, PHS or PCHS) | VKC3 | |
| Concealed Key Control (CKC) | | |
| CKC cylinders with VKC keys | CKC2 | \$8.00 |
| CKC cylinders only (not for AS, AHS, ACS, ACHS, PHS, PCHS) | CKC3 | |

Notes:

1. CMK Construction master keying charge is in addition to master keying charge.
2. CMK Construction master keying is not available in interchangeable core, Access 3, Pyramid, or Security series.
3. VKC2, VKC3, CKC3 are not available in Pyramid or Security series.
4. Pyramid series is not available keyed random.
5. Security series is not available 0-bitted.

Strike Options*

| Lip Length | ANSI Straight Lip - Specify Quick Code | ANSI Curved Lip - Specify Quick Code | Add or Deduct |
|------------|--|--------------------------------------|---------------|
| 7/8" | SS078 | N/A | No Charge |

* If door thickness is standard or has been specified and no special door or frame condition exist, then only the first two characters of the optional strike Quick Code must be specified (e.g. "SA").

The correct lip length will be determined by our order entry system based on the standard or specified door thickness.

BL6600 Series Multi-Point Locks



USA & Canada Prices Effective March 1, 2024

Door Thickness with Locksets Mortised on Center

| Door Thickness | Sectional Rose Trim Specify Quick Code | Escutcheon ^{1,2} Trim Specify Quick Code | Add or Deduct |
|-------------------|--|---|---------------|
| 1-3/4" (standard) | — | — | No Charge |

Options

| Description | Specify Quick Code | Add or Deduct |
|---|----------------------------|---------------------------|
| Split designs and split finishes | Outside Trim x Inside Trim | Higher set price prevails |
| Spanner head screws | M02 | Add \$29.00 per lockset |
| Torx® head screws (n/a with N escutcheon) | M04 | Add \$35.00 per lockset |
| Single Occupancy Indicator - Secure/Unsecure (Outside) | M19S* | Add \$180.00 per lockset |
| Single Occupancy Indicator - Vacant/Occupied (Outside) | M19V* | Add \$180.00 per lockset |
| Double Occupancy Indicator - Secure/Unsecure (Outside) Secure/Unsecure (Inside) | M19SN* | Add \$360.00 per lockset |
| Double Indicator Vacant/Occupied (Outside) Secure/Unsecure (Inside) | M19VN* | Add \$360.00 per lockset |
| Knurling outside and inside | M20** | Add \$204.00 per lockset |
| Knurling outside only | M21** | Add \$102.00 per lockset |
| Knurling inside only | M22** | Add \$102.00 per lockset |
| Abrasive coat outside and inside | M23 ¹ | Add \$124.00 per lockset |
| Abrasive coat inside only | M24 ¹ | Add \$62.00 per lockset |
| Abrasive coat outside only | M25 ¹ | Add \$62.00 per lockset |

** All levers provided in a powder coat finish will be supplied with an abrasive coating.

Thumbturn Options

| Specify door thickness | Specify Quick Code | Add or Deduct |
|------------------------|--------------------|--------------------|
| Ergonomic | M34 ² | Add \$21.00 per TT |
| Decorative | MT1 | No Charge |
| Decorative square | MT2 | No Charge |
| Decorative cylinder | MT3 | No Charge |



MT1



MT2



MT3

Notes:

1. Not available with Vineyard™ or Muséo® levers.
2. M34 is not available with M19N, M19VN or M19SN.

Note: Thumbturn backplate will match shape of rose chosen (i.e. round or square)

Strike Options

| Part Number | Description |
|-------------|--------------------|
| 726F577 | Top Strike Pack |
| 726F587 | Bottom Strike Pack |
| 726F607 | Center Strike Pack |

Note: Concealed vertical rods, top & bottom latches, and the lockbody cassette will be factory installed. All other hardware components are shipped directly to the customer and must be installed by a factory trained installer. Invoices for the door will be separate from the hardware invoice. The hardware invoice will include the concealed vertical assembly and the trim components.

FE6700

Storm Shutter Multi-Point Latching System

USA & Canada Prices Effective March 1, 2024

Standard Features

Handing

Device is handed

Shutter Thickness

FE6700 is for use with standard 1-3/4" thick shutters

Cylinder Furnished with:

Brass, 6-pin, L4 keyway, 0-bitted, Optional cylinders available; see Quick Codes

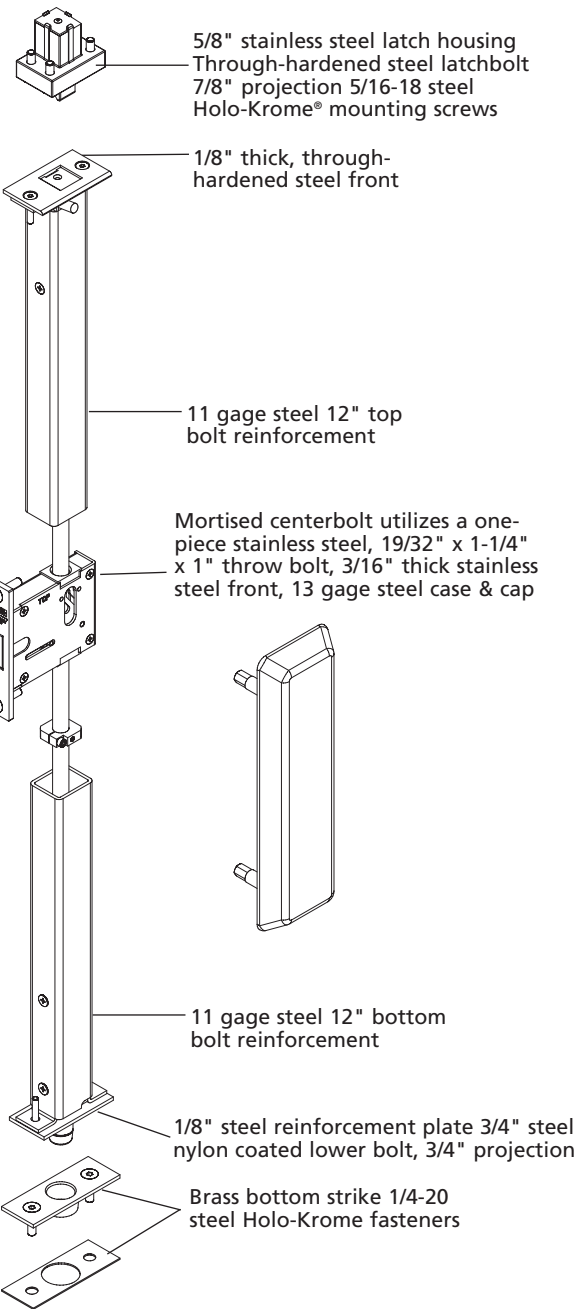
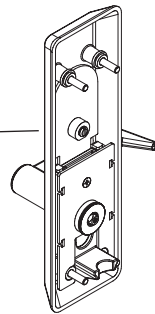
Warranty

Seven-year limited

UL Approved

Meets FEMA P320 (2014), P361 (2015) and ICC 500-(2014/2020) for inswing shutters 2'8" w x 3'00"h min to 4'0" w x 6'8" h max.

Solid brass lever and heavy duty escutcheon



Ordering Example

Stock Order

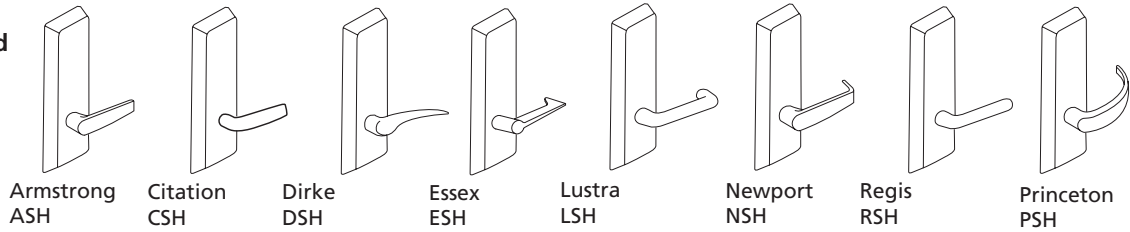
| Quantity | Series/ Function | Trim | Finish | Hand | Shutter Height |
|----------|---------------------|------|--------|------|-------------------|
| 100 | FE6780 | FSH | 626 | RH | H0400 |

FE6700

Storm Shutter Multi-Point Latching System

USA & Canada Prices Effective March 1, 2024

Lever: Solid cast
Escutcheon: Forged

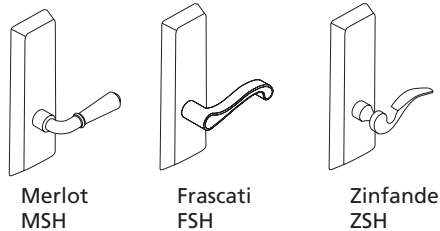


FE6700 Series

| Function | Description | ASH, CSH, DSH, ESH, LSH, NSH, PSH, RSH | | | |
|---|-----------------------------|--|-----------------------|---------------------------------|------------|
| | | Finish Group 1 | | Finish Group 2 | |
| | | 613E Dark Oxidized Satin Bronze | 605 Polished Brass | 619 Satin Nickel | |
| | | 630 Satin Stainless Steel(1) | 606 Satin Brass | 625 Polished Chrome | |
| | | BSP Black Suede Powder Coat | 611 Polished Bronze | 629 Polished Stainless Steel(1) | |
| | | WSP White Suede Powder Coat | 612 Satin Bronze | 626 Satin Chrome | |
| | | | 613 Oil Rubbed Bronze | 722 Black Oil Rubbed Bronze | |
| | | | 618 Polished Nickel | | |
| For Typical Shutter Applications | | | | | |
| FE6780 | Passage Lever x Blank Plate | | \$5,163.00 | | \$5,173.00 |
| Optional Functions | | | | | |
| FE6755 | Classroom ³ | | | | |

- H escutcheon is a brass forging finished to match 629 and 630 finishes.
- Collar is required depending on length and type of cylinder. See Miscellaneous Options section on page 257.

Lever: Solid Cast
Escutcheon: Forged



Vineyard™
collection

FE6700 Series

| Function | Description | FSH, MSH, ZSH | | | |
|---|-----------------------------|------------------------------------|-----------------------|-----------------------------|------------|
| | | Finish Group 1 | | Finish Group 2 | |
| | | 613E Dark Oxidized Satin Bronze | 605 Polished Brass | 619 Satin Nickel | |
| | | 630 Satin Stainless Steel(1) | 606 Satin Brass | 625 Polished Chrome | |
| | | BSP Black Suede Powder Coat | 611 Polished Bronze | 722 Black Oil Rubbed Bronze | |
| | | WSP White Suede Powder Coat | 612 Satin Bronze | | |
| | | | 613 Oil Rubbed Bronze | | |
| | | | 618 Polished Nickel | | |
| For Typical Shutter Applications | | | | | |
| FE6780 | Passage Lever x Blank Plate | | \$5,163.00 | | \$5,173.00 |
| Optional Functions | | | | | |
| FE6755 | Classroom ³ | | | | |

- Collar is required depending on length and type of cylinder. See Miscellaneous Options section on page 257.

FE6700

Storm Shutter Multi-Point Latching System

USA & Canada Prices Effective March 1, 2024

| Cylinder Options* | | |
|--|--------------------|------------------------------|
| Description | Specify Quick Code | Add or Deduct |
| Conventional 6-pin | 6P** | No Charge |
| Conventional 7-pin | 7P | Add \$2.00 per cylinder |
| Less Standard Cylinder | LC | Deduct \$125.00 per cylinder |
| Less Concealed Shell Cylinder | PO-LC | Add \$5.00 per lockset |
| LFIC | | |
| LFIC 6-pin | C6 | Add \$108.00 per cylinder |
| LFIC 6-pin less core | CL6 | No Charge |
| LFIC 6-pin with temporary construction core (Red) | CT6R | Add \$108.00 per cylinder |
| LFIC 6-pin with temporary construction core (Blue) | CT6B | Add \$108.00 per cylinder |
| LFIC 6-pin with temporary construction core (Green) | CT6G | Add \$108.00 per cylinder |
| LFIC 6-pin with temporary disposable core | CT6D | No Charge |
| LFIC 7-pin | C7 | Add \$110.00 per cylinder |
| LFIC 7-pin less core | CL7 | Add \$2.00 per cylinder |
| LFIC 7-pin with temporary construction core (Red) | CT7R | Add \$110.00 per cylinder |
| LFIC 7-pin with temporary construction core (Blue) | CT7B | Add \$110.00 per cylinder |
| LFIC 7-pin with temporary construction core (Green) | CT7G | Add \$110.00 per cylinder |
| LFIC 7-pin with temporary disposable core | CT7D | Add \$2.00 per cylinder |
| SFIC | | |
| SFIC 6-pin | C6S | Add \$97.00 per cylinder |
| LFIC 6-pin with temporary construction core (Blue) | CT6SB | Add \$97.00 per cylinder |
| SFIC 6-pin with SFIC disposable temporary core | CT6SD | No Charge |
| SFIC 6-pin with Less Core | CLS6 | No Charge |
| SFIC 7-pin | C7S | Add \$97.00 per cylinder |
| LFIC 6-pin with temporary construction core (Blue) | CT7SB | Add \$97.00 per cylinder |
| SFIC 7-pin with SFIC disposable temporary core | CT7SD | No Charge |
| SFIC 7-pin with Less Core | CLS7 | No Charge |
| Security | | |
| Security ⁴ | HS | Add \$164.00 per cylinder |
| Security LFIC ⁴ | CHS | Add \$268.00 per cylinder |
| Access 3 | | |
| Access 3 Patented | AP | No Charge |
| Access 3 Security | AS | Add \$81.00 per cylinder |
| Access 3 High Security, UL 437 | AHS | Add \$115.00 per cylinder |
| Access 3 LFIC Patented | ACP | Add \$108.00 per cylinder |
| Access 3 LFIC Security | ACS | Add \$189.00 per cylinder |
| Access 3 LFIC High Security, UL 437 | ACHS | Add \$223.00 per cylinder |
| Pyramid | | |
| Pyramid Security fixed core | PS | Add \$87.00 per cylinder |
| Pyramid Security LFIC | PCS | Add \$188.00 per cylinder |
| Pyramid High Security fixed core | PHS | Add \$130.00 per cylinder |
| Pyramid High Security LFIC | PCHS | Add \$232.00 per cylinder |
| Pyramid LFIC with temporary construction core ³ | CTP | Add \$108.00 per cylinder |
| Pyramid LFIC with temporary disposable core ³ | CTPD | No Charge |
| Pyramid LFIC less core | CLP | No Charge |

Notes:

1. CMK Construction master keying charge is in addition to master keying charge.
2. CMK Construction master keying is not available in interchangeable core, Access 3, Pyramid, or Security series.
3. VKC2, VKC3, CKC3 are not available in Pyramid or Security series.
4. Pyramid series is not available keyed random.
5. Security series is not available 0-bitted.

*Optional dogging cylinder will be furnished with the same mechanism and keyed alike with the trim cylinder, unless otherwise specified.
If different keying or cylinder type is required, specify outside (trim) first, then inside (dogging) cylinder.

**6P cylinder option is supplied in 6-pin, L4 keyway, 0-bitted with two nickel silver keys.

FE6700

Storm Shutter Multi-Point Latching System



USA & Canada Prices Effective March 1, 2024

| Cylinder Options (continued) & Keying Options* | | |
|--|--------------------|--------------------------------|
| Description | Specify Quick Code | Add or Deduct |
| Keying and Keys | | |
| 0-bitted with 2 Blank Keys | (standard) | No Charge |
| Keyed Random | KR | |
| Construction Master Keyed ² | CMK | Add \$16.00 per cylinder |
| More than 2 Keys | KY# (e.g., KY6) | See page 33 - Cut Keys Section |
| Master Keying | | |
| Master keyed (all cylinders except CR8000, CR8020, CR8027, CR8200, CR8500, CR8600, CR8700) | MK | Add \$16.00 per cylinder |
| Master keyed Pyramid (except CR8020, CR8027 LFIC cores) | MK | |
| Master keyed Security (including LFIC cylinder and core) | MK | |
| Master keyed Access 3 (except CR8500, CR8600, CR8700 LFIC cores) | MK | |
| Master keyed (CR8000, CR8020, CR8027, CR8200, CR8500, CR8600, CR8700) | MK-IC | No Charge |
| Master keyed to customer bittings or sample key | MK-CB | Add \$16.00 per cylinder |
| Visual Key Control (VKC) | | |
| No bitting or keyset stamping on keys | VKC0 | \$4.50 |
| Keys only | VKC1 | No Charge |
| Cylinders and keys (not for AS, AHS, ACS, ACHS, HS, CHS, PHS or PCHS) | VKC2 | \$8.00 |
| Cylinders only (not for AS, AHS, HS, ACS, ACHS, CHS, PHS or PCHS) | VKC3 | |
| Concealed Key Control (CKC) | | |
| CKC cylinders with VKC keys | CKC2 | \$8.00 |
| CKC cylinders only (not for AS, AHS, ACS, ACHS, PHS, PCHS) | CKC3 | |

Notes:

- Not available in CLX3329 function.
 - CMK Construction master keying charge is in addition to master keying charge and is not available in interchangeable core, Access 3, Pyramid, or Security series.
- *Double cylinder keying: unless otherwise specified, both cylinders of 32, 62, 72 and 82 functions will be keyed alike. The inside cylinder of 52 function will be keyed to the master key(s) only, while the outside cylinder will include the change key. If different keying is required, specify outside cylinder first, then inside cylinder. For key bows other than 10 and 90, specify 'KB' + bow number as Quick Code, e.g. KB12.

Shutter Thickness

| Description | Specify |
|-------------|------------|
| 1-3/4" | (standard) |

Shutter Height Options

| Description | Specify |
|-------------|---------|
| 2'8" - 4'6" | H0400 |
| 4'6" - 6'8" | H0500 |

Miscellaneous Options

| Description | Specify | Add or Deduct |
|--|---------|--------------------------|
| Torx Screws | M04 | Add \$35.00 per lockset |
| 1-1/8" cylinder collar (for 6-pin mortise cylinder) ¹² | 721F36 | No Charge |
| 1-1/4" cylinder collar (for 7-pin mortise cylinder) ¹² | 721F37 | No Charge |
| 1-1/2" cylinder collar (for 7-pin IC mortise cylinder) ¹² | 721F38 | No Charge |
| MicroShield® Antimicrobial finish coating | 630C | Add \$114.00 per lockset |
| MicroShield Antimicrobial finish coating | 626C | Add \$114.00 per lockset |

Notes:

- For optional FE6755 classroom function, collar is required depending on length and type of cylinder.
- Specify as optional collar when ordering cylinders only.

MP9800 Series Multi-Point Vertical Rod Lock

Standard Features

Handing

Field Reversible.

Doors

1-3/4" (44mm) door thickness standard,
2-1/4" backset standard.

Mounting

Supplied fasteners are for metal doors with through-bolts for trim.

Rods

Steel. Top and bottom bolt travels 7/16" (11mm)
Projection adjustable up to 3/4" (19mm).

Latching

Top and Bottom or Top only (M55).

Trim

Available with all lever designs.

Cylinder

See cylinders page 12.

Applications

Single or Double Door.

Thermal Pins

MP9800A x M55: devices are supplied with ONE thermal pin per
fire-rated device, for installation on pairs of fire-rated doors.

Warranty

5 year.



Featuring Ecoflex Technology

| Available Function Combinations: | Outside Function (E) | Inside Function (N) | | | | | | | | |
|---|----------------------|---------------------|-----|-----|----|----|-----|-----|------|------|
| | | 10 | 45* | 49* | 50 | 52 | 55* | 59* | 903* | 905* |
| Blank Escutcheon Plate | 01 | X | X | X | | | X | X | X | X |
| Passage only (No cylinder) | 10 | X | X | X | | | X | X | | |
| No outside Operation (No Cylinder); Pull Only | 40+ | X | X | X | | | | | X | X |
| Class Room Key Outside Unlocks/locks Trim | 45 | X | X | X | | | | | | |
| Key unlocks Trim; Trim retracts latch; Trim relocks when key is removed | 49 | X | X | X | | | | | X | X |
| Freewheeling Trim; No Outside Operation | 50 | | | | | | X | X | | |
| Key outside unlocks/locks O/S trim; Key inside unlocks/locks O/S trim | 52 | | | | | X | | | | |
| Freewheeling Trim; Key Outside Unlocks/locks Trim | 55 | X | | | X | | X | X | | |
| Freewheeling Trim; Key unlocks Trim; | 59 | X | | | X | | X | X | | |
| Trim retracts latch/Trim relocks when key is removed | 903 | X | X | X | | | | | X | X |
| Electrified Trim - Fail Safe | 905 | X | X | X | | | | | X | X |

* Not recommended for use on any door used for Life Safety egress + Rigid lever

*Specify voltage desired for 903 and 905 functions (12VDC/24VDC)

Ordering Examples

| Qty | Device | Exterior Trim/Function | | | Interior Trim/Function | | | Finish | Hand | Door Thickness | Door Height | Misc. Options | Voltage for Electrified Trim |
|-----|--------|------------------------|----------|----------|------------------------|----------|----------|--------|------|----------------|-------------|---------------|------------------------------|
| | | Lever | Exterior | Function | Lever | Interior | Function | | | | | | |
| 65 | MP9800 | D | E | 49 | D | N | 10 | 605 | LHR | D214 | H0800 | M55 | 12V |

Contract/Detailed Order

| Qty | Keyset | Series | Exterior Trim/Function | | | Interior Trim/Function | | | Finish | Hand | Door Thickness | Door Hght | Misc. Opts | Cyl Opts | Voltage for Electrified Trim |
|-----|--------|---------|------------------------|----------|----------|------------------------|----------|----------|--------|------|----------------|-----------|------------|----------|------------------------------|
| | | | Lever | Exterior | Function | Lever | Interior | Function | | | | | | | |
| 36 | AA1 | MP9800A | 102 | E | 50 | 102 | N | 55 | 626 | LHR | D214 | H1000 | M93 | 7P | 12V |

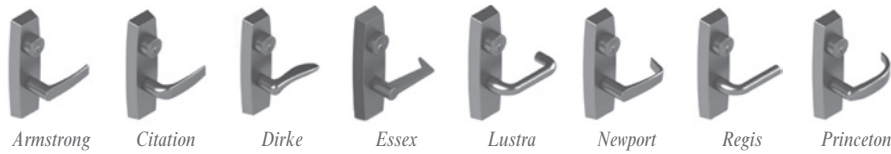
Experience a safer
and more open world

MP9800 Series

Multi-Point Vertical Rod Lock

USA & Canada Prices Effective March 1, 2024

Lever: Solid Cast
Escutcheon: Forged



| | | | | | | | | | |
|----------|--|--|--|--|--|--|--|--|--|
| GEORGIA | | | | | | | | | |
| JACKSON | | | | | | | | | |
| JOSEF | | | | | | | | | |
| LASZLO | | | | | | | | | |
| MARC | | | | | | | | | |
| SALVADOR | | | | | | | | | |

Note: Must designate E for exterior function or N for interior function when specifying order.

| MP9800 | | 613E, 626, BSP, WSP | 605 606 611 612 613 618 625 |
|----------------------------------|---|---------------------------|--------------------------------------|
| Lever (E) x 01 x Lever (N) x *49 | Blank Escutcheon Plate | | |
| Lever (E) x 01 x Lever (N) x *45 | Blank Escutcheon Plate | | |
| Lever (E) x 01 x Lever (N) x 10 | Blank Escutcheon Plate | | |
| Lever (E) x 01 x Lever (N) x *55 | Blank Escutcheon Plate | | |
| Lever (E) x 01 x Lever (N) x 59 | Blank Escutcheon Plate | | |
| Lever (E) x 10 x Lever (N) x *49 | Passage only (No cylinder) | | |
| Lever (E) x 10 x Lever (N) x *45 | Passage only (No cylinder) | | |
| Lever (E) x 10 x Lever (N) x 10 | Passage only (No cylinder) | | |
| Lever (E) x 10 x Lever (N) x *55 | Passage only (No cylinder) | | |
| Lever (E) x 10 x Lever (N) x *59 | Passage only (No cylinder) | \$2,974.00 | \$3,054.00 |
| Lever (E) x 40 x Lever (N) x *49 | No outside Operation (No Cylinder); Pull Only | | |
| Lever (E) x 40 x Lever (N) x *45 | No outside Operation (No Cylinder); Pull Only | | |
| Lever (E) x 40 x Lever (N) x 10 | No outside Operation (No Cylinder); Pull Only | | |
| Lever (E) x 45 x Lever (N) x *49 | Class Room Key Outside Unlocks/locks Trim | | |
| Lever (E) x 45 x Lever (N) x *45 | Class Room Key Outside Unlocks/locks Trim | | |
| Lever (E) x 45 x Lever (N) x 10 | Class Room Key Outside Unlocks/locks Trim | | |
| Lever (E) x 49 x Lever (N) x *10 | Key unlocks Trim; Trim retracts latch; Trim relocks when key is removed | | |
| Lever (E) x 49 x Lever (N) x *45 | Key unlocks Trim; Trim retracts latch; Trim relocks when key is removed | | |
| Lever (E) x 49 x Lever (N) x *49 | Key unlocks Trim; Trim retracts latch; Trim relocks when key is removed | | |

* Not recommended for use on any door used for Life Safety egress.

MP9800 Series
Multi-Point Vertical Rod Lock

USA & Canada Prices Effective March 1, 2024

| MP9800 Freewheeling Trim | | 613E, 626, BSP, WSP | 605 606 611 612 613 618 625 |
|------------------------------------|---|---------------------------|--------------------------------------|
| Lever (E) x 50 x Lever (N) x *55 | Freewheeling Trim; No Outside Operation | | |
| Lever (E) x 50 x Lever (N) x *59 | Freewheeling Trim; No Outside Operation | | |
| Lever (E) x 52 x Lever (N) x 52 | Key outside unlocks/locks O/S trim; Key inside unlocks/locks O/S trim | | |
| Lever (E) x 55 x Lever (N) x *10 | Freewheeling Trim; Key Outside Unlocks/locks Trim | | |
| Lever (E) x 55 x Lever (N) x 50 | Freewheeling Trim; Key Outside Unlocks/locks Trim | | |
| Lever (E) x 55 x Lever (N) x *55 | Freewheeling Trim; Key Outside Unlocks/locks Trim | \$2,974.00 | \$3,054.00 |
| Lever (E) x 55 x Lever (N) x *59 | Freewheeling Trim; Key Outside Unlocks/locks Trim | | |
| Lever (E) x 59 x Lever (N) x *10 | Freewheeling Trim; Key unlocks Trim; Trim retracts latch/Trim relocks when key is removed | | |
| Lever (E) x 59 x Lever (N) x 50 | Freewheeling Trim; Key unlocks Trim; Trim retracts latch/Trim relocks when key is removed | | |
| Lever (E) x 59 x Lever (N) x *55 | Freewheeling Trim; Key unlocks Trim; Trim retracts latch/Trim relocks when key is removed | | |
| Lever (E) x 59 x Lever (N) x *59 | Freewheeling Trim; Key unlocks Trim; Trim retracts latch/Trim relocks when key is removed | | |
| MP9800 Electromechanical | | | |
| Lever (E) x 01 x Lever (N) x *903 | Blank Escutcheon Plate | | |
| Lever (E) x 01 x Lever (N) x *905 | Blank Escutcheon Plate | | |
| Lever (E) x 40 x Lever (N) x *903 | No outside Operation (No Cylinder); Pull Only | | |
| Lever (E) x 40 x Lever (N) x *905 | No outside Operation (No Cylinder); Pull Only | | |
| Lever (E) x 49 x Lever (N) x *903 | Key unlocks Trim; Trim retracts latch; Trim relocks when key is removed | \$3,323.00 | \$3,403.00 |
| Lever (E) x 49 x Lever (N) x *905 | Key unlocks Trim; Trim retracts latch; Trim relocks when key is removed | | |
| Lever (E) x 903 x Lever (N) x 10 | Electrified Trim - Fail Safe | | |
| Lever (E) x 903 x Lever (N) x *45 | Electrified Trim - Fail Safe | | |
| Lever (E) x 905 x Lever (N) x 10 | Electrified Trim - Fail Secure | | |
| Lever (E) x 905 x Lever (N) x *45 | Electrified Trim - Fail Secure | | |
| Lever (E) x 905 x Lever (N) x *903 | Electrified Trim - Fail Secure | | |
| Lever (E) x 905 x Lever (N) x *905 | Electrified Trim - Fail Secure | \$3,533.00 | \$3,613.00 |
| Lever (E) x 903 x Lever (N) x *903 | Electrified Trim - Fail Safe | | |
| Lever (E) x 903 x Lever (N) x *905 | Electrified Trim - Fail Safe | | |

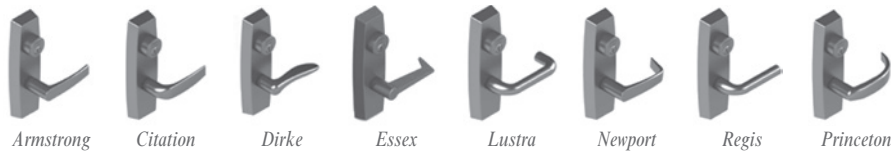
* Not recommended for use on any door used for Life Safety egress.

MP9800 Series

Multi-Point Vertical Rod Lock

USA & Canada Prices Effective March 1, 2024

Lever: Solid Cast
Escutcheon: Forged



GEORGIA



JACKSON



JOSEF



LASZLO



MARC



SALVADOR



Note: Must designate E for exterior function or N for interior function when specifying order.

| MP9800A/B | | 613E, 626, BSP, WSP | 605 606 611 612 613 618 625 |
|----------------------------------|---|---------------------------|-----------------------------------|
| Lever (E) x 01 x Lever (N) x *49 | Blank Escutcheon Plate | | |
| Lever (E) x 01 x Lever (N) x *45 | Blank Escutcheon Plate | | |
| Lever (E) x 01 x Lever (N) x 10 | Blank Escutcheon Plate | | |
| Lever (E) x 01 x Lever (N) x *55 | Blank Escutcheon Plate | | |
| Lever (E) x 01 x Lever (N) x *59 | Blank Escutcheon Plate | | |
| Lever (E) x 10 x Lever (N) x *49 | Passage only (No cylinder) | | |
| Lever (E) x 10 x Lever (N) x *45 | Passage only (No cylinder) | | |
| Lever (E) x 10 x Lever (N) x 10 | Passage only (No cylinder) | | |
| Lever (E) x 10 x Lever (N) x *55 | Passage only (No cylinder) | | |
| Lever (E) x 10 x Lever (N) x *59 | Passage only (No cylinder) | \$3,213.00 | \$3,293.00 |
| Lever (E) x 40 x Lever (N) x *49 | No outside Operation (No Cylinder); Pull Only | | |
| Lever (E) x 40 x Lever (N) x *45 | No outside Operation (No Cylinder); Pull Only | | |
| Lever (E) x 40 x Lever (N) x 10 | No outside Operation (No Cylinder); Pull Only | | |
| Lever (E) x 45 x Lever (N) x *49 | Class Room Key Outside Unlocks/locks Trim | | |
| Lever (E) x 45 x Lever (N) x *45 | Class Room Key Outside Unlocks/locks Trim | | |
| Lever (E) x 45 x Lever (N) x 10 | Class Room Key Outside Unlocks/locks Trim | | |
| Lever (E) x 49 x Lever (N) x *10 | Key unlocks Trim; Trim retracts latch; Trim relocks when key is removed | | |
| Lever (E) x 49 x Lever (N) x *45 | Key unlocks Trim; Trim retracts latch; Trim relocks when key is removed | | |
| Lever (E) x 49 x Lever (N) x *49 | Key unlocks Trim; Trim retracts latch; Trim relocks when key is removed | | |

* Not recommended for use on any door used for Life Safety egress.

MP9800 Series
Multi-Point Vertical Rod Lock

USA & Canada Prices Effective March 1, 2024

| MP9800A/B Freewheeling Trim | | 613E, 626, BSP, WSP | 605 606 611 612 613 618 625 |
|------------------------------------|---|------------------------------------|--|
| Lever (E) x 50 x Lever (N) x *55 | Freewheeling Trim; No Outside Operation | \$3,213.00 | \$3,293.00 |
| Lever (E) x 50 x Lever (N) x *59 | Freewheeling Trim; No Outside Operation | | |
| Lever (E) x 52 x Lever (N) x 52 | Key outside unlocks/locks O/S trim; Key inside unlocks/locks O/S trim | | |
| Lever (E) x 55 x Lever (N) x *10 | Freewheeling Trim; Key Outside Unlocks/locks Trim | | |
| Lever (E) x 55 x Lever (N) x 50 | Freewheeling Trim; Key Outside Unlocks/locks Trim | | |
| Lever (E) x 55 x Lever (N) x *55 | Freewheeling Trim; Key Outside Unlocks/locks Trim | | |
| Lever (E) x 55 x Lever (N) x *59 | Freewheeling Trim; Key Outside Unlocks/locks Trim | | |
| Lever (E) x 59 x Lever (N) x *10 | Freewheeling Trim; Key unlocks Trim; Trim retracts latch/Trim relocks when key is removed | | |
| Lever (E) x 59 x Lever (N) x 50 | Freewheeling Trim; Key unlocks Trim; Trim retracts latch/Trim relocks when key is removed | | |
| Lever (E) x 59 x Lever (N) x *55 | Freewheeling Trim; Key unlocks Trim; Trim retracts latch/Trim relocks when key is removed | | |
| Lever (E) x 59 x Lever (N) x *59 | Freewheeling Trim; Key unlocks Trim; Trim retracts latch/Trim relocks when key is removed | | |
| MP9800A/B Electromechanical | | | |
| Lever (E) x 01 x Lever (N) x *903 | Blank Escutcheon Plate | | |
| Lever (E) x 01 x Lever (N) x *905 | Blank Escutcheon Plate | | |
| Lever (E) x 40 x Lever (N) x *903 | No outside Operation (No Cylinder); Pull Only | | |
| Lever (E) x 40 x Lever (N) x *905 | No outside Operation (No Cylinder); Pull Only | | |
| Lever (E) x 49 x Lever (N) x *903 | Key unlocks Trim; Trim retracts latch; Trim relocks when key is removed | | |
| Lever (E) x 49 x Lever (N) x *905 | Key unlocks Trim; Trim retracts latch; Trim relocks when key is removed | | |
| Lever (E) x 903 x Lever (N) x 10 | Electrified Trim - Fail Safe | | |
| Lever (E) x 903 x Lever (N) x *45 | Electrified Trim - Fail Safe | | |
| Lever (E) x 905 x Lever (N) x 10 | Electrified Trim - Fail Secure | | |
| Lever (E) x 905 x Lever (N) x *45 | Electrified Trim - Fail Secure | | |
| Lever (E) x 905 x Lever (N) x *903 | Electrified Trim - Fail Secure | \$3,786.00 | \$3,866.00 |
| Lever (E) x 905 x Lever (N) x *905 | Electrified Trim - Fail Secure | | |
| Lever (E) x 903 x Lever (N) x *903 | Electrified Trim - Fail Safe | | |
| Lever (E) x 903 x Lever (N) x *905 | Electrified Trim - Fail Safe | | |

* Not recommended for use on any door used for Life Safety egress.

MP9800 Series

Multi-Point Vertical Rod Lock

USA & Canada Prices Effective March 1, 2024

PIET*



**613E, BSP, WSP finishes are not available with 21M levers.


| MP9800 | | 613E, 629, 630, BSP, WSP |
|------------------------------------|---|--------------------------|
| | Piet 21G, 21L, 21M, 21S, 23M, 25M, 27M | |
| Lever (E) x 01 x Lever (N) x *49 | Blank Escutcheon Plate | \$3,158.00 |
| Lever (E) x 01 x Lever (N) x *45 | Blank Escutcheon Plate | |
| Lever (E) x 01 x Lever (N) x 10 | Blank Escutcheon Plate | |
| Lever (E) x 01 x Lever (N) x *55 | Blank Escutcheon Plate | |
| Lever (E) x 01 x Lever (N) x 59 | Blank Escutcheon Plate | |
| Lever (E) x 10 x Lever (N) x *49 | Passage only (No cylinder) | |
| Lever (E) x 10 x Lever (N) x *45 | Passage only (No cylinder) | |
| Lever (E) x 10 x Lever (N) x 10 | Passage only (No cylinder) | |
| Lever (E) x 10 x Lever (N) x *55 | Passage only (No cylinder) | |
| Lever (E) x 10 x Lever (N) x *59 | Passage only (No cylinder) | |
| Lever (E) x 40 x Lever (N) x *49 | No outside Operation (No Cylinder); Pull Only | |
| Lever (E) x 40 x Lever (N) x *45 | No outside Operation (No Cylinder); Pull Only | |
| Lever (E) x 40 x Lever (N) x 10 | No outside Operation (No Cylinder); Pull Only | |
| Lever (E) x 45 x Lever (N) x *49 | Class Room Key Outside Unlocks/locks Trim | |
| Lever (E) x 45 x Lever (N) x *45 | Class Room Key Outside Unlocks/locks Trim | |
| Lever (E) x 45 x Lever (N) x 10 | Class Room Key Outside Unlocks/locks Trim | |
| Lever (E) x 49 x Lever (N) x *10 | Key unlocks Trim; Trim retracts latch; Trim relocks when key is removed | |
| Lever (E) x 49 x Lever (N) x *45 | Key unlocks Trim; Trim retracts latch; Trim relocks when key is removed | |
| Lever (E) x 49 x Lever (N) x *49 | Key unlocks Trim; Trim retracts latch; Trim relocks when key is removed | |
| MP9800 Freewheeling Trim | | |
| Lever (E) x 50 x Lever (N) x *55 | Freewheeling Trim; No Outside Operation | \$3,158.00 |
| Lever (E) x 50 x Lever (N) x *59 | Freewheeling Trim; No Outside Operation | |
| Lever (E) x 52 x Lever (N) x 52 | Key outside unlocks/locks O/S trim; Key inside unlocks/locks O/S trim | |
| Lever (E) x 55 x Lever (N) x *10 | Freewheeling Trim; Key Outside Unlocks/locks Trim | |
| Lever (E) x 55 x Lever (N) x 50 | Freewheeling Trim; Key Outside Unlocks/locks Trim | |
| Lever (E) x 55 x Lever (N) x *55 | Freewheeling Trim; Key Outside Unlocks/locks Trim | |
| Lever (E) x 55 x Lever (N) x *59 | Freewheeling Trim; Key Outside Unlocks/locks Trim | |
| Lever (E) x 59 x Lever (N) x *10 | Freewheeling Trim; Key unlocks Trim; Trim retracts latch/Trim relocks when key is removed | |
| Lever (E) x 59 x Lever (N) x 50 | Freewheeling Trim; Key unlocks Trim; Trim retracts latch/Trim relocks when key is removed | |
| Lever (E) x 59 x Lever (N) x *55 | Freewheeling Trim; Key unlocks Trim; Trim retracts latch/Trim relocks when key is removed | |
| Lever (E) x 59 x Lever (N) x *59 | Freewheeling Trim; Key unlocks Trim; Trim retracts latch/Trim relocks when key is removed | |
| MP9800 Electromechanical | | |
| Lever (E) x 01 x Lever (N) x *903 | Blank Escutcheon Plate | \$3,553.00 |
| Lever (E) x 01 x Lever (N) x *905 | Blank Escutcheon Plate | |
| Lever (E) x 40 x Lever (N) x *903 | No outside Operation (No Cylinder); Pull Only | |
| Lever (E) x 40 x Lever (N) x *905 | No outside Operation (No Cylinder); Pull Only | |
| Lever (E) x 49 x Lever (N) x *903 | Key unlocks Trim; Trim retracts latch; Trim relocks when key is removed | |
| Lever (E) x 49 x Lever (N) x *905 | Key unlocks Trim; Trim retracts latch; Trim relocks when key is removed | |
| Lever (E) x 903 x Lever (N) x 10 | Electrified Trim - Fail Safe | |
| Lever (E) x 903 x Lever (N) x *45 | Electrified Trim - Fail Safe | |
| Lever (E) x 905 x Lever (N) x 10 | Electrified Trim - Fail Secure | |
| Lever (E) x 905 x Lever (N) x *45 | Electrified Trim - Fail Secure | |
| Lever (E) x 905 x Lever (N) x *903 | Electrified Trim - Fail Secure | \$3,763.00 |
| Lever (E) x 905 x Lever (N) x *905 | Electrified Trim - Fail Secure | |
| Lever (E) x 903 x Lever (N) x *903 | Electrified Trim - Fail Safe | |
| Lever (E) x 903 x Lever (N) x *905 | Electrified Trim - Fail Safe | |

* Not recommended for use on any door used for Life Safety egress.

MP9800 Series

Multi-Point Vertical Rod Lock

USA & Canada Prices Effective March 1, 2024



**613E, BSP, WSP finishes are not available with 21M levers.

| MP9800A/B | | 613E, 629, 630, BSP, WSP |
|------------------------------------|---|---------------------------------|
| | Piet 21G, 21L, 21M, 21S, 23M, 25M, 27M | |
| Lever (E) x 01 x Lever (N) x *49 | Blank Escutcheon Plate | \$3,397.00 |
| Lever (E) x 01 x Lever (N) x *45 | Blank Escutcheon Plate | |
| Lever (E) x 01 x Lever (N) x 10 | Blank Escutcheon Plate | |
| Lever (E) x 01 x Lever (N) x *55 | Blank Escutcheon Plate | |
| Lever (E) x 01 x Lever (N) x 59 | Blank Escutcheon Plate | |
| Lever (E) x 10 x Lever (N) x *49 | Passage only (No cylinder) | |
| Lever (E) x 10 x Lever (N) x *45 | Passage only (No cylinder) | |
| Lever (E) x 10 x Lever (N) x 10 | Passage only (No cylinder) | |
| Lever (E) x 10 x Lever (N) x *55 | Passage only (No cylinder) | |
| Lever (E) x 10 x Lever (N) x *59 | Passage only (No cylinder) | |
| Lever (E) x 40 x Lever (N) x *49 | No outside Operation (No Cylinder); Pull Only | |
| Lever (E) x 40 x Lever (N) x *45 | No outside Operation (No Cylinder); Pull Only | |
| Lever (E) x 40 x Lever (N) x 10 | No outside Operation (No Cylinder); Pull Only | |
| Lever (E) x 45 x Lever (N) x *49 | Class Room Key Outside Unlocks/locks Trim | |
| Lever (E) x 45 x Lever (N) x *45 | Class Room Key Outside Unlocks/locks Trim | |
| Lever (E) x 45 x Lever (N) x 10 | Class Room Key Outside Unlocks/locks Trim | |
| Lever (E) x 49 x Lever (N) x *10 | Key unlocks Trim; Trim retracts latch; Trim relocks when key is removed | |
| Lever (E) x 49 x Lever (N) x *45 | Key unlocks Trim; Trim retracts latch; Trim relocks when key is removed | |
| Lever (E) x 49 x Lever (N) x *49 | Key unlocks Trim; Trim retracts latch; Trim relocks when key is removed | |
| MP9800A/B Freewheeling Trim | | |
| Lever (E) x 50 x Lever (N) x *55 | Freewheeling Trim; No Outside Operation | \$3,397.00 |
| Lever (E) x 50 x Lever (N) x *59 | Freewheeling Trim; No Outside Operation | |
| Lever (E) x 52 x Lever (N) x 52 | Key outside unlocks/locks O/S trim; Key inside unlocks/locks O/S trim | |
| Lever (E) x 55 x Lever (N) x *10 | Freewheeling Trim; Key Outside Unlocks/locks Trim | |
| Lever (E) x 55 x Lever (N) x 50 | Freewheeling Trim; Key Outside Unlocks/locks Trim | |
| Lever (E) x 55 x Lever (N) x *55 | Freewheeling Trim; Key Outside Unlocks/locks Trim | |
| Lever (E) x 55 x Lever (N) x *59 | Freewheeling Trim; Key Outside Unlocks/locks Trim | |
| Lever (E) x 59 x Lever (N) x *10 | Freewheeling Trim; Key unlocks Trim; Trim retracts latch/Trim relocks when key is removed | |
| Lever (E) x 59 x Lever (N) x 50 | Freewheeling Trim; Key unlocks Trim; Trim retracts latch/Trim relocks when key is removed | |
| Lever (E) x 59 x Lever (N) x *55 | Freewheeling Trim; Key unlocks Trim; Trim retracts latch/Trim relocks when key is removed | |
| Lever (E) x 59 x Lever (N) x *59 | Freewheeling Trim; Key unlocks Trim; Trim retracts latch/Trim relocks when key is removed | |
| MP9800A/B Electromechanical | | |
| Lever (E) x 01 x Lever (N) x *903 | Blank Escutcheon Plate | \$3,807.00 |
| Lever (E) x 01 x Lever (N) x *905 | Blank Escutcheon Plate | |
| Lever (E) x 40 x Lever (N) x *903 | No outside Operation (No Cylinder); Pull Only | |
| Lever (E) x 40 x Lever (N) x *905 | No outside Operation (No Cylinder); Pull Only | |
| Lever (E) x 49 x Lever (N) x *903 | Key unlocks Trim; Trim retracts latch; Trim relocks when key is removed | |
| Lever (E) x 49 x Lever (N) x *905 | Key unlocks Trim; Trim retracts latch; Trim relocks when key is removed | |
| Lever (E) x 903 x Lever (N) x 10 | Electrified Trim - Fail Safe | \$4,016.00 |
| Lever (E) x 903 x Lever (N) x *45 | Electrified Trim - Fail Safe | |
| Lever (E) x 905 x Lever (N) x 10 | Electrified Trim - Fail Secure | |
| Lever (E) x 905 x Lever (N) x *45 | Electrified Trim - Fail Secure | |
| Lever (E) x 905 x Lever (N) x *903 | Electrified Trim - Fail Secure | |
| Lever (E) x 905 x Lever (N) x *905 | Electrified Trim - Fail Secure | |
| Lever (E) x 903 x Lever (N) x *903 | Electrified Trim - Fail Safe | |
| Lever (E) x 903 x Lever (N) x *905 | Electrified Trim - Fail Safe | |

* Not recommended for use on any door used for Life Safety egress.

MP9800 Series

Multi-Point Vertical Rod Lock

JOSEF



GEORGES



USA & Canada Prices Effective March 1, 2024

| MP9800 | | 613E, 626, BSP, WSP | 605 606 611 612 613 618 625 |
|------------------------------------|---|------------------------------------|--|
| | Josef, Georges Levers | | |
| Lever (E) x 01 x Lever (N) x *49 | Blank Escutcheon Plate | | |
| Lever (E) x 01 x Lever (N) x *45 | Blank Escutcheon Plate | | |
| Lever (E) x 01 x Lever (N) x 10 | Blank Escutcheon Plate | | |
| Lever (E) x 01 x Lever (N) x *55 | Blank Escutcheon Plate | | |
| Lever (E) x 01 x Lever (N) x 59 | Blank Escutcheon Plate | | |
| Lever (E) x 10 x Lever (N) x *49 | Passage only (No cylinder) | | |
| Lever (E) x 10 x Lever (N) x *45 | Passage only (No cylinder) | | |
| Lever (E) x 10 x Lever (N) x 10 | Passage only (No cylinder) | | |
| Lever (E) x 10 x Lever (N) x *55 | Passage only (No cylinder) | | |
| Lever (E) x 10 x Lever (N) x *59 | Passage only (No cylinder) | | |
| Lever (E) x 40 x Lever (N) x *49 | No outside Operation (No Cylinder); Pull Only | | |
| Lever (E) x 40 x Lever (N) x *45 | No outside Operation (No Cylinder); Pull Only | | |
| Lever (E) x 40 x Lever (N) x 10 | No outside Operation (No Cylinder); Pull Only | | |
| Lever (E) x 45 x Lever (N) x *49 | Class Room Key Outside Unlocks/locks Trim | | |
| Lever (E) x 45 x Lever (N) x *45 | Class Room Key Outside Unlocks/locks Trim | | |
| Lever (E) x 45 x Lever (N) x 10 | Class Room Key Outside Unlocks/locks Trim | | |
| Lever (E) x 49 x Lever (N) x *10 | Key unlocks Trim; Trim retracts latch; Trim relocks when key is removed | | |
| Lever (E) x 49 x Lever (N) x *45 | Key unlocks Trim; Trim retracts latch; Trim relocks when key is removed | | |
| Lever (E) x 49 x Lever (N) x *49 | Key unlocks Trim; Trim retracts latch; Trim relocks when key is removed | | |
| MP9800 Freewheeling Trim | | | |
| Lever (E) x 50 x Lever (N) x *55 | Freewheeling Trim; No Outside Operation | | |
| Lever (E) x 50 x Lever (N) x *59 | Freewheeling Trim; No Outside Operation | | |
| Lever (E) x 52 x Lever (N) x 52 | Key outside unlocks/locks O/S trim; Key inside unlocks/locks O/S trim | | |
| Lever (E) x 55 x Lever (N) x *10 | Freewheeling Trim; Key Outside Unlocks/locks Trim | | |
| Lever (E) x 55 x Lever (N) x 50 | Freewheeling Trim; Key Outside Unlocks/locks Trim | | |
| Lever (E) x 55 x Lever (N) x *55 | Freewheeling Trim; Key Outside Unlocks/locks Trim | | |
| Lever (E) x 55 x Lever (N) x *59 | Freewheeling Trim; Key Outside Unlocks/locks Trim | | |
| Lever (E) x 59 x Lever (N) x *10 | Freewheeling Trim; Key unlocks Trim; Trim retracts latch/Trim relocks when key is removed | | |
| Lever (E) x 59 x Lever (N) x 50 | Freewheeling Trim; Key unlocks Trim; Trim retracts latch/Trim relocks when key is removed | | |
| Lever (E) x 59 x Lever (N) x *55 | Freewheeling Trim; Key unlocks Trim; Trim retracts latch/Trim relocks when key is removed | | |
| Lever (E) x 59 x Lever (N) x *59 | Freewheeling Trim; Key unlocks Trim; Trim retracts latch/Trim relocks when key is removed | | |
| MP9800 Electromechanical | | | |
| Lever (E) x 01 x Lever (N) x *903 | Blank Escutcheon Plate | | |
| Lever (E) x 01 x Lever (N) x *905 | Blank Escutcheon Plate | | |
| Lever (E) x 40 x Lever (N) x *903 | No outside Operation (No Cylinder); Pull Only | | |
| Lever (E) x 40 x Lever (N) x *905 | No outside Operation (No Cylinder); Pull Only | | |
| Lever (E) x 49 x Lever (N) x *903 | Key unlocks Trim; Trim retracts latch; Trim relocks when key is removed | | |
| Lever (E) x 49 x Lever (N) x *905 | Key unlocks Trim; Trim retracts latch; Trim relocks when key is removed | | |
| Lever (E) x 903 x Lever (N) x 10 | Electrified Trim - Fail Safe | | |
| Lever (E) x 903 x Lever (N) x *45 | Electrified Trim - Fail Safe | | |
| Lever (E) x 905 x Lever (N) x 10 | Electrified Trim - Fail Secure | | |
| Lever (E) x 905 x Lever (N) x *45 | Electrified Trim - Fail Secure | | |
| Lever (E) x 905 x Lever (N) x *903 | Electrified Trim - Fail Secure | | |
| Lever (E) x 905 x Lever (N) x *905 | Electrified Trim - Fail Secure | | |
| Lever (E) x 903 x Lever (N) x *903 | Electrified Trim - Fail Safe | | |
| Lever (E) x 903 x Lever (N) x *905 | Electrified Trim - Fail Safe | | |

MP9800 Series

Multi-Point Vertical Rod Lock

JOSEF



GEORGES



USA & Canada Prices Effective March 1, 2024

| MP9800A/B | | 613E, 626, BSP, WSP | 605 606 611 612 613 618 625 |
|------------------------------------|---|------------------------------------|--|
| | Josef, Georges Levers | | |
| Lever (E) x 01 x Lever (N) x *49 | Blank Escutcheon Plate | | |
| Lever (E) x 01 x Lever (N) x *45 | Blank Escutcheon Plate | | |
| Lever (E) x 01 x Lever (N) x 10 | Blank Escutcheon Plate | | |
| Lever (E) x 01 x Lever (N) x *55 | Blank Escutcheon Plate | | |
| Lever (E) x 01 x Lever (N) x 59 | Blank Escutcheon Plate | | |
| Lever (E) x 10 x Lever (N) x *49 | Passage only (No cylinder) | | |
| Lever (E) x 10 x Lever (N) x *45 | Passage only (No cylinder) | | |
| Lever (E) x 10 x Lever (N) x 10 | Passage only (No cylinder) | | |
| Lever (E) x 10 x Lever (N) x *55 | Passage only (No cylinder) | | |
| Lever (E) x 10 x Lever (N) x *59 | Passage only (No cylinder) | \$3,320.00 | \$3,321.00 |
| Lever (E) x 40 x Lever (N) x *49 | No outside Operation (No Cylinder); Pull Only | | |
| Lever (E) x 40 x Lever (N) x *45 | No outside Operation (No Cylinder); Pull Only | | |
| Lever (E) x 40 x Lever (N) x 10 | No outside Operation (No Cylinder); Pull Only | | |
| Lever (E) x 45 x Lever (N) x *49 | Class Room Key Outside Unlocks/locks Trim | | |
| Lever (E) x 45 x Lever (N) x *45 | Class Room Key Outside Unlocks/locks Trim | | |
| Lever (E) x 45 x Lever (N) x 10 | Class Room Key Outside Unlocks/locks Trim | | |
| Lever (E) x 49 x Lever (N) x *10 | Key unlocks Trim; Trim retracts latch; Trim relocks when key is removed | | |
| Lever (E) x 49 x Lever (N) x *45 | Key unlocks Trim; Trim retracts latch; Trim relocks when key is removed | | |
| Lever (E) x 49 x Lever (N) x *49 | Key unlocks Trim; Trim retracts latch; Trim relocks when key is removed | | |
| MP9800A/B Freewheeling Trim | | | |
| Lever (E) x 50 x Lever (N) x *55 | Freewheeling Trim; No Outside Operation | | |
| Lever (E) x 50 x Lever (N) x *59 | Freewheeling Trim; No Outside Operation | | |
| Lever (E) x 52 x Lever (N) x 52 | Key outside unlocks/locks O/S trim; Key inside unlocks/locks O/S trim | | |
| Lever (E) x 55 x Lever (N) x *10 | Freewheeling Trim; Key Outside Unlocks/locks Trim | | |
| Lever (E) x 55 x Lever (N) x 50 | Freewheeling Trim; Key Outside Unlocks/locks Trim | | |
| Lever (E) x 55 x Lever (N) x *55 | Freewheeling Trim; Key Outside Unlocks/locks Trim | \$3,320.00 | \$3,321.00 |
| Lever (E) x 55 x Lever (N) x *59 | Freewheeling Trim; Key Outside Unlocks/locks Trim | | |
| Lever (E) x 59 x Lever (N) x *10 | Freewheeling Trim; Key unlocks Trim; Trim retracts latch/Trim relocks when key is removed | | |
| Lever (E) x 59 x Lever (N) x 50 | Freewheeling Trim; Key unlocks Trim; Trim retracts latch/Trim relocks when key is removed | | |
| Lever (E) x 59 x Lever (N) x *55 | Freewheeling Trim; Key unlocks Trim; Trim retracts latch/Trim relocks when key is removed | | |
| Lever (E) x 59 x Lever (N) x *59 | Freewheeling Trim; Key unlocks Trim; Trim retracts latch/Trim relocks when key is removed | | |
| MP9800A/B Electromechanical | | | |
| Lever (E) x 01 x Lever (N) x *903 | Blank Escutcheon Plate | | |
| Lever (E) x 01 x Lever (N) x *905 | Blank Escutcheon Plate | | |
| Lever (E) x 40 x Lever (N) x *903 | No outside Operation (No Cylinder); Pull Only | | |
| Lever (E) x 40 x Lever (N) x *905 | No outside Operation (No Cylinder); Pull Only | | |
| Lever (E) x 49 x Lever (N) x *903 | Key unlocks Trim; Trim retracts latch; Trim relocks when key is removed | \$3,730.00 | \$3,807.00 |
| Lever (E) x 49 x Lever (N) x *905 | Key unlocks Trim; Trim retracts latch; Trim relocks when key is removed | | |
| Lever (E) x 903 x Lever (N) x 10 | Electrified Trim - Fail Safe | | |
| Lever (E) x 903 x Lever (N) x *45 | Electrified Trim - Fail Safe | | |
| Lever (E) x 905 x Lever (N) x 10 | Electrified Trim - Fail Secure | | |
| Lever (E) x 905 x Lever (N) x *45 | Electrified Trim - Fail Secure | | |
| Lever (E) x 905 x Lever (N) x *903 | Electrified Trim - Fail Secure | | |
| Lever (E) x 905 x Lever (N) x *905 | Electrified Trim - Fail Secure | \$3,939.00 | \$4,016.00 |
| Lever (E) x 903 x Lever (N) x *903 | Electrified Trim - Fail Safe | | |
| Lever (E) x 903 x Lever (N) x *905 | Electrified Trim - Fail Safe | | |

* Not recommended for use on any door used for Life Safety egress.

MP9800 Series

Multi-Point Vertical Rod Lock



USA & Canada Prices Effective March 1, 2024

| Cylinder Options* | | |
|--|--------------------|---------------------------|
| Description | Specify Quick Code | Add or Deduct |
| Conventional 6-pin | 6P** | Add \$125.00 per cylinder |
| Conventional 7-pin | 7P | Add \$127.00 per cylinder |
| LFIC | | |
| LFIC 6-pin | C6 | Add \$233.00 per cylinder |
| LFIC 6-pin less core | CL6 | Add \$125.00 per cylinder |
| LFIC 6-pin with temporary construction core (Red) | CT6R | Add \$233.00 per cylinder |
| LFIC 6-pin with temporary construction core (Blue) | CT6B | Add \$233.00 per cylinder |
| LFIC 6-pin with temporary construction core (Green) | CT6G | Add \$233.00 per cylinder |
| LFIC 6-pin with temporary disposable core | CT6D | Add \$125.00 per cylinder |
| LFIC 7-pin | C7 | Add \$237.00 per cylinder |
| LFIC 7-pin less core | CL7 | Add \$127.00 per cylinder |
| LFIC 7-pin with temporary construction core (Red) | CT7R | Add \$237.00 per cylinder |
| LFIC 7-pin with temporary construction core (Blue) | CT7B | Add \$237.00 per cylinder |
| LFIC 7-pin with temporary construction core (Green) | CT7G | Add \$237.00 per cylinder |
| LFIC 7-pin with temporary disposable core | CT7D | Add \$127.00 per cylinder |
| SFIC | | |
| SFIC 6-pin | C6S | Add \$222.00 per cylinder |
| SFIC 6-pin with temporary construction core (Blue) | CT6SB | Add \$222.00 per cylinder |
| SFIC 6-pin with SFIC disposable temporary core | CT6SD | Add \$125.00 per cylinder |
| SFIC 6-pin with Less Core | CLS6 | Add \$125.00 per cylinder |
| SFIC 7-pin | C7S | Add \$222.00 per cylinder |
| SFIC 7-pin with temporary construction core (Blue) | CT7SB | Add \$222.00 per cylinder |
| SFIC 7-pin with SFIC disposable temporary core | CT7SD | Add \$125.00 per cylinder |
| SFIC 7-pin with Less Core | CLS7 | Add \$125.00 per cylinder |
| Security | | |
| Security ⁴ | HS | Add \$289.00 per cylinder |
| Security LFIC ⁴ | CHS | Add \$393.00 per cylinder |
| Access 3 | | |
| Access 3 Patented | AP | Add \$125.00 per cylinder |
| Access 3 Security | AS | Add \$206.00 per cylinder |
| Access 3 High Security, UL 437 | AHS | Add \$240.00 per cylinder |
| Access 3 LFIC Patented | ACP | Add \$233.00 per cylinder |
| Access 3 LFIC Security | ACS | Add \$314.00 per cylinder |
| Access 3 LFIC High Security, UL 437 | ACHS | Add \$348.00 per cylinder |
| Pyramid | | |
| Pyramid Security fixed core | PS | Add \$212.00 per cylinder |
| Pyramid Security LFIC | PCS | Add \$313.00 per cylinder |
| Pyramid High Security fixed core | PHS | Add \$255.00 per cylinder |
| Pyramid High Security LFIC | PCHS | Add \$357.00 per cylinder |
| Pyramid LFIC with temporary construction core ³ | CTP | Add \$233.00 per cylinder |
| Pyramid LFIC with temporary disposable core ³ | CTPD | Add \$125.00 per cylinder |
| Pyramid LFIC less core | CLP | Add \$125.00 per cylinder |

Notes:

1. CMK Construction master keying charge is in addition to master keying charge.
2. CMK Construction master keying is not available in interchangeable core, Access 3, Pyramid, or Security series.
3. VKC2, VKC3, CKC3 are not available in Pyramid or Security series.
4. Pyramid series is not available keyed random.
5. Security series is not available 0-bitted.

*Optional dogging cylinder will be furnished with the same mechanism and keyed alike with the trim cylinder, unless otherwise specified.
If different keying or cylinder type is required, specify outside (trim) first, then inside (dogging) cylinder.

**6P cylinder option is supplied in 6-pin, L4 keyway, 0-bitted with two nickel silver keys.

MP9800 Series

Multi-Point Vertical Rod Lock

USA & Canada Prices Effective March 1, 2024

| Cylinder Options (continued) & Keying Options* | | |
|--|---------------------------|--------------------------------|
| Description | Specify Quick Code | Add or Deduct |
| Keying and Keys | | |
| 0-bitted with 2 Blank Keys | (standard) | No Charge |
| Keyed Random | KR | |
| Construction Master Keyed ² | CMK | Add \$16.00 per cylinder |
| More than 2 Keys | KY# (e.g., KY6) | See page 33 - Cut Keys Section |
| Master Keying | | |
| Master keyed (all cylinders except CR8000, CR8020, CR8027, CR8200, CR8500, CR8600, CR8700) | MK | Add \$16.00 per cylinder |
| Master keyed Pyramid (except CR8020, CR8027 LFIC cores) | MK | |
| Master keyed Security (including LFIC cylinder and core) | MK | |
| Master keyed Access 3 (except CR8500, CR8600, CR8700 LFIC cores) | MK | |
| Master keyed (CR8000, CR8020, CR8027, CR8200, CR8500, CR8600, CR8700) | MK-IC | No Charge |
| Master keyed to customer bittings or sample key | MK-CB | Add \$16.00 per cylinder |
| Visual Key Control (VKC) | | |
| No bitting or keyset stamping on keys | VKC0 | \$4.50 |
| Keys only | VKC1 | No Charge |
| Cylinders and keys (not for AS, AHS, ACS, ACHS, HS, CHS, PHS or PCHS) | VKC2 | \$8.00 |
| Cylinders only (not for AS, AHS, HS, ACS, ACHS, CHS, PHS or PCHS) | VKC3 | |
| Concealed Key Control (CKC) | | |
| CKC cylinders with VKC keys | CKC2 | \$8.00 |
| CKC cylinders only (not for AS, AHS, ACS, ACHS, PHS, PCHS) | CKC3 | |

Notes:

1. Not available in CLX3329 function.
2. CMK Construction master keying charge is in addition to master keying charge and is not available in interchangeable core, Access 3, Pyramid, or Security series.

*Double cylinder keying: unless otherwise specified, both cylinders of 32, 62, 72 and 82 functions will be keyed alike. The inside cylinder of 52 function will be keyed to the master key(s) only, while the outside cylinder will include the change key. If different keying is required, specify outside cylinder first, then inside cylinder. For key bows other than 10 and 90, specify 'KB' + bow number as Quick Code, e.g. KB12.

MP9800 Series

Multi-Point Vertical Rod Lock



USA & Canada Prices Effective March 1, 2024

| Door Height Options | Specify | Add or Deduct |
|--|----------|--|
| 7'0" | Standard | No Charge |
| 7'2" | H702 | |
| 7'6" | H706 | |
| 8'0" | H0800 | |
| 9'0" | H0900 | |
| 10'0" | H1000 | |
| Door Thickness | Specify | Add or Deduct |
| 1-3/4" (44mm) | Standard | No Charge |
| 2" (51mm) | D200 | No Charge |
| 2-1/4" (57mm) | D214 | No Charge |
| Motorized Electric Latch Retraction | Specify | Add or Deduct |
| Electric Latch Retraction | MELR | Add \$1228.00 |
| Miscellaneous Options | Specify | Add or Deduct |
| Spanner Head Screw | M02 | Add \$49.00 per device |
| Torx® head screws | M04 | Add \$68.00 per device |
| Knurling outside and inside | M20* | Add \$211.00 per device |
| Knurling outside only ¹ | M21* | Add \$101.00 per device |
| Knurling inside only | M22* | Add \$110.00 per device |
| Abrasive coat outside and inside (trim and device) | M23 | Add \$130.00 per device |
| Abrasive coat inside only (device side) | M24 | Add \$69.00 per device |
| Abrasive coat outside only (trim side) | M25 | Add \$61.00 per device |
| Less bottom vertical rod | M55 | No Charge |
| Latchbolt Monitoring | M91 | Add \$327.00 |
| O/S Lever Monitoring | M93 | Add \$320.00 |
| I/S Lever Monitoring | M92 | Add \$320.00 |
| Windstorm | M107 | Add \$122.00 per device |
| Aluminum Door | MPAD | No Charge |
| Rectangular Back Plate (Required for Wood Door - MPWD) | MPER | |
| Back Plate (Required for Wood Door - MPWD) | MPES | |
| Lever Hold Back | MPHB | Add \$29.00 per device |
| Fire Rated Wood Door | MPWD | No Charge |
| aux control (classroom) | AUX155 | Add \$884.00 per device |
| aux control (storeroom) | AUX159 | Add \$884.00 per device |
| MicroShield® Antimicrobial finish coating | 626C | Add \$95.00 (Exit Devices & Trims (ordered separately) Add \$114.00 (Exit Devices & Outside Trims (ordered together) |
| MicroShield® Antimicrobial finish coating | 630C | Add \$95.00 (Exit Devices & Trims (ordered separately) Add \$114.00 (Exit Devices & Outside Trims (ordered together) |

1. Not available with Vineyard™ or Muséo® levers.

*All levers provided in a powder coat finish will be supplied with an abrasive coating.

Blank Page

| | |
|--|-----|
| MicroShield® How to Order, Pricing | 260 |
| ED2000 Pushpad Series: | |
| ED2000 Series Standard Features | 261 |
| ED2000 Series Ordering Example | 262 |
| ED2000 Series: Rim ED2000, Vertical Rod ED2400 | 263 |
| ED2000 Series Rose Trim Designs: A5 Armstrong, N5 Newport, PR5 Princeton | 264 |
| ED2000 Series Rose Trim Flat Plate Trim F1 Flat Plate, Pull Trim Design P8 Wing Pull, Trim Design K1 Key Only | 265 |
| ED2000 Series Cylinder Options, Rim Cylinder Trim | 266 |
| ED2000 Series Cylinder Options (continued) & Keying Options | 267 |
| ED2000 Series Keying, Door Width, Door Thickness, Door Height Options, Miscellaneous & Strike Options | 268 |
| ED2000 Series Alarm Kit, Mullions, Door Height Options, Mullions Cylinder Options | 269 |
| ED3000 Crossbar Series: | |
| ED3000 Series Standard Features | 270 |
| ED3000 Series Ordering Examples | 271 |
| ED3000 Series: Rim ED3200 | 272 |
| ED3000 Series: Surface Vertical Rod ED3400 Series, Mortise ED3600 Series | 273 |
| ED3000 Series Escutcheon Trim Designs: A33 Armstrong, C33 Citation, D33 Dirke, L33 Lustra | 274 |
| ED3000 Series Escutcheon Trim Designs: N33 Newport, PR33 Princeton, R33 Regis | 275 |
| ED3000 Series Escutcheon Trim Designs: T33 D Grip, T34 Round Grip, T35 Sectional Grip, Auxiliary Control/Inside Lever Assembly: 3357T Nightlatch | 276 |
| ED3000 Series Offset Pull Trim & Cylinder Options | 277 |
| ED3000 Series Keying Options | 278 |
| ED3000 Series Strike Options | 279 |
| ED3000 Series Miscellaneous, Door Width, Door Thickness, Door Height Options | 280 |
| ED3000 Series Mullions, Removable Mullions, Key Removable Mullions, Mullion Cylinder Options, Ordering Examples | 281 |
| PED4000 Narrow Stile Pushpad Series: | |
| PED4000 Series Standard Features | 282 |
| PED4000 Series Ordering Examples | 283 |
| PED4200 Rim Exit Devices & Levers | 284 |
| PED4200 Rim Exit Devices & Grips | 285 |
| PED4200 Electrified & Miscellaneous Options | 286 |
| PED4600 Mortise Exit Devices & Levers | 287 |
| PED4600 Mortise Exit Devices & Grips | 288 |
| PED4600 Electrified & Miscellaneous Options | 289 |
| PED4800 Concealed Vertical Rod Exit Devices & Levers | 290 |
| PED4800 Electrified & Miscellaneous Options | 291 |
| PED4000 Series Cylinder Options | 292 |
| PED4000 Series Keying Options | 293 |
| PED4000 Series Offset Pull Trims, Auxiliary Controls, Door Height, Above Finished Floor, Door Width, Door Thickness Options | 294 |
| PED4000 Series Active Dogging Indicator Options | 295 |

Continued on next page.

PED5000 Pushpad Series:

| | |
|--|-----|
| PED5000 Series Standard Features | 296 |
| PED5000 Series Ordering Examples | 297 |
| PED5200 Rim Exit Devices & Levers | 298 |
| PED5200 Rim Exit Devices & Grips | 299 |
| PED5200 Electrified & Miscellaneous Options | 300 |
| PED5400 Surface Vertical Rod Exit Devices & Levers | 301 |
| PED5400 Surface Vertical Rod Exit Devices & Grips | 302 |
| PED5400 Electrified & Miscellaneous Options | 303 |
| PED5400 FE Surface Vertical Rod Exit Devices & Levers | 304 |
| PED5400 FE Electrified & Miscellaneous Options | 305 |
| PED5600 Mortise Exit Devices & Levers | 306 |
| PED5600 Mortise Exit Devices & Grips | 307 |
| PED5600 Electrified & Miscellaneous Options | 308 |
| PED5800 Concealed Vertical Rod Exit Devices & Levers | 309 |
| PED5800 Electrified & Miscellaneous Options | 310 |
| PED5000 Series Cylinder Options | 311 |
| PED5000 Series Keying Options | 312 |
| PED5000 Series Offset Pull Trims, Auxiliary Controls, Inactive/Active Bar, Door Height, Above Finished Floor, Door Width, Door Thickness Options | 313 |
| PED5000 Series Active Dogging Indicator Options | 314 |
| PED5000 Series Mullions, Removable Mullions, Key Removable Mullions, Mullions Cylinder Options | 315 |

ED4000 Narrow Stile Pushpad Series:

| | |
|--|-----|
| ED4000 Series How to Order | 316 |
| ED4000 Series Standard Features | 317 |
| ED4000 Series Ordering Example | 318 |
| ED4000 Series: ED4200S, ED4200, ED4400, ED4800 | 319 |

ED4000 Series Muséo Pushpad Exit Devices:

| | |
|--|-----|
| ED4000 Series: Muséo Levers with 800 Series Escutcheon: Georgia, Pablo, Jackson, Salvador, Josef Marc Levers | 320 |
| ED4000 Series: Muséo Levers with 800 Series Escutcheon: Piet Levers | 321 |

ED4000 Narrow Stile Pushpad Series:

| | |
|--|-----|
| ED4000 Series Escutcheon Trim Designs: A8 Armstrong, C8 Citation, D8 Dirke | 322 |
| ED4000 Series Escutcheon Trim Designs: E8 Essex, L8 Lustra, N8 Newport, R8 Regis | 323 |
| ED4000 Series Escutcheon Trim Designs: PR8 Princeton, F4 Plate, O8 Plate x Thumbturn | 324 |
| ED4000 Series Escutcheon Trim Designs: O14 Plate x Thumbturn, T14 Pull/Thumbpiece, P10 Pull, K1 Key Only | 325 |
| ED4000 Series Pull Trim & Accessories | 326 |
| ED4000 Series Cylinder & Keying Options | 327 |
| ED4000 Series Door Height Options for ED4400, ED4800 Series, Width, Thickness, Strike Options | 328 |
| ED4000 Series Miscellaneous Options, Removable Mullion | 329 |

ED5000 Pushpad Series:

| | |
|--|-----|
| ED5000 Series Standard Features | 330 |
| ED5000 Series Ordering Examples | 331 |
| ED5000 Series: ED5200S, ED5200, ED5400, ED5600, ED5800, ED5000DB | 332 |

Continued on next page.

ED5000 Series: Muséo Levers with 900 Series Escutcheon:

| | |
|--|-----|
| ED5000 Series: Muséo Georgia, Jackson, Josef, Laslo, Marc, Salvador, Levers with 900 Series Escutcheon | 333 |
| ED5000 Series: Muséo Josef, Georges Levers with 900 Series Escutcheon | 334 |
| ED5000 Series: Muséo Piet Levers with 900 Series Escutcheon | 335 |

ED5000 Pushpad Series:

| | |
|--|-----|
| ED5000 Series Escutcheon Trim Designs: A9 Armstrong, C9 Citation, D9 Dirke | 336 |
| ED5000 Series Escutcheon Trim Designs: E9 Essex, L9 Lustra, N9 Newport, R9 Regis | 337 |
| ED5000 Series Escutcheon Trim Designs: PR9 Princeton, F9, VT9 | 338 |
| ED5000 Series Escutcheon Trim Designs: FR9 Frascati, M9 Merlot, Z9 Zinfandel | 339 |
| ED5000 Series Escutcheon Trim Designs: TH900 Pull/Thumbpiece, P9 Pull, K1 Key Only | 340 |
| ED5000 Series Escutcheon Trim Designs: A4M Armstrong, C9M Citation, D9M Dirke | 341 |
| ED5000 Series Escutcheon Trim Designs: E9M Essex, L9M Lustra, N9M Newport | 342 |
| ED5000 Series Escutcheon Trim Designs: R9M Regis, PR9M Princeton, F9 | 343 |
| ED5000 Series Escutcheon Trim Designs: FR9M Frascati, M9M Merlot, Z9M Zinfandel | 344 |
| ED5000 Series Escutcheon Trim Designs: TH900, TH9M00 Pull/Thumbpiece, P9M Pull, VT9M, K1M Key Only | 345 |
| ED5000 Series Escutcheon Trim Designs: A4M Armstrong, C9M Citation, D9M Dirke, E9 Essex | 346 |
| ED5000 Series Escutcheon Trim Designs: L9 Lustra, N9 Newport, R9 Regis, PR9 Princeton | 347 |
| ED5000 Series Escutcheon Trim Designs: FR9 Frascati, M9 Merlot, Z9 Zinfandel | 348 |
| ED5000 Series Offset Pull Trim P12, P13, P14, Electrified Options, Delayed Egress Device, Retrofit MELR Kit: | 349 |
| ED5000 Series Electrified Accessories | 350 |
| ED5000 Series Cylinder & Keying Options | 351 |
| ED5000 Series Cylinder & Keying Options (continued), Door Height, | 352 |
| ED5000 Series Door Width, Thickness, Strike Options, Surface Bolt | 353 |
| ED5000 Series Mullions, Removable Mullions, Key Removable Mullions, Mullions Cylinder Options | 354 |

ED7000 Narrow Stile Crossbar Series:

| | |
|--|-----|
| ED7000 Series Standard Features | 355 |
| ED7000 Series Ordering Example | 356 |
| ED7000 Series: ED7200, ED7400, ED7600, ED7800 | 357 |
| ED7000 Series Pull Trim Designs: P4 D Grip Pull, P5 Round Grip Pull, P6 Pull, P7 Plate | 358 |
| ED7000 Series Escutcheon Trim Designs: C4 Citation, D4 Dirke, O3 D Grip Operator, O4 Round Grip Operator | 359 |
| ED7000 Series Escutcheon Trim Designs: O5 Operator, Offset Pull Trim: P12, P13, P14 | 360 |
| ED7000 Series Cylinder & Keying Options | 361 |
| ED7000 Series Cylinder & Keying Options | 362 |
| ED7000 Series Strike Options | 363 |
| ED7000 Series Door Width, Door Thickness, Door Height, Miscellaneous Options | 364 |
| ED7000 Series Mortise Lock Only, Removable Mullion Ordering Example | 364 |

MicroShield®

Look for the *MicroShield* icon.

ED3000
PED4000
PED5000
ED4000
ED5000
ED7000

MicroShield®

As part of their promise to provide innovative solutions to their customers, certain ASSA ABLOY Group brands offer the MicroShield® technology, a silver-based antimicrobial coating designed to inhibit the growth of bacteria.

MicroShield® is a registered trademark of ASSA ABLOY Access and Egress Hardware Group, Inc.

| Product | Series | MicroShield® Coated Components |
|--------------|----------------------------|--|
| Exit Devices | PED4000 and PED5000 Series | Inside rail, push rail, head cover, end cap* Outside trim: levers/pull* and escutcheons |

AVAILABLE FINISHES

- MicroShield® is available on 626 and 630. Other finishes available by Special Product Application Request Form only.
- Specify 626C (satin chrome plated) or 630C (satin stainless steel) when ordering.
- MicroShield® coating will be applied over 626 and 630 finishes. All components will match 626.

Note: MicroShield® coating will only be applied to "high touch" components.

HOW TO ORDER

| Product | How to Order |
|--|-------------------------------|
| Exit Devices & Outside Trims (ordered together) | PED5255 x C855PT x 630C x LHR |
| Exit Devices & Trims (ordered separately) | N855PT x 630C x RHR |

| Description | Add |
|---|--------------------------------------|
| Exit Devices & Outside Trims (ordered together) | Add \$114.00 (when ordered together) |
| Exit Devices & Trims (ordered separately) | Add \$95.00 |

Standard Features

Handing

ED2200 Non-handed
ED2400 Handed; specify hand

Door Thickness

1-3/4"

Backset

2-3/4"

Bar Length

36 standard; 42" and 48"
available. Easily field cut to
size.

Projection

2-1/2"

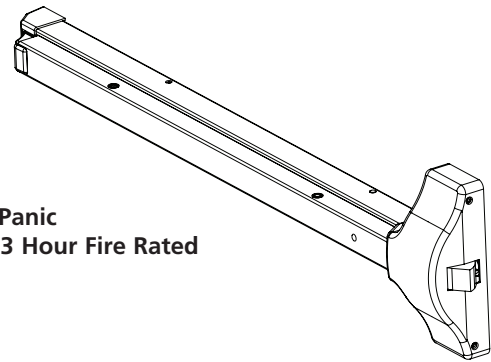
Trim

Cylinder is not included.
See page 275 for
cylinder options.

RIM

ED2200
ED2200A

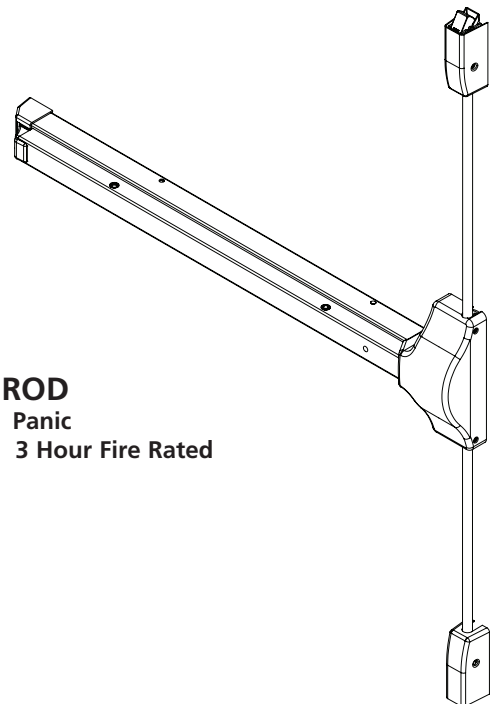
Panic
3 Hour Fire Rated



VERTICAL ROD

ED2400
ED2400A

Panic
3 Hour Fire Rated



Ordering Example

| Rim Exit Device | | |
|-----------------|-------------|--------|
| Quantity | Exit Device | Finish |
| 20 | ED2200 | 689 |

Rim Exit Device with Trim

| Quantity | Exit Device | Trim/Function | Finish | | Hand | Door Thickness | Door Width | Misc. Options |
|----------|-------------|---------------|--------|--------|------|----------------|------------|---------------|
| | | | Trim | Device | | | | |
| 50 | ED2200A | A557ET | 613 | 690 | RHR | D200 | W048 | M58 |

Trim Only (Rim or Vertical Rod)

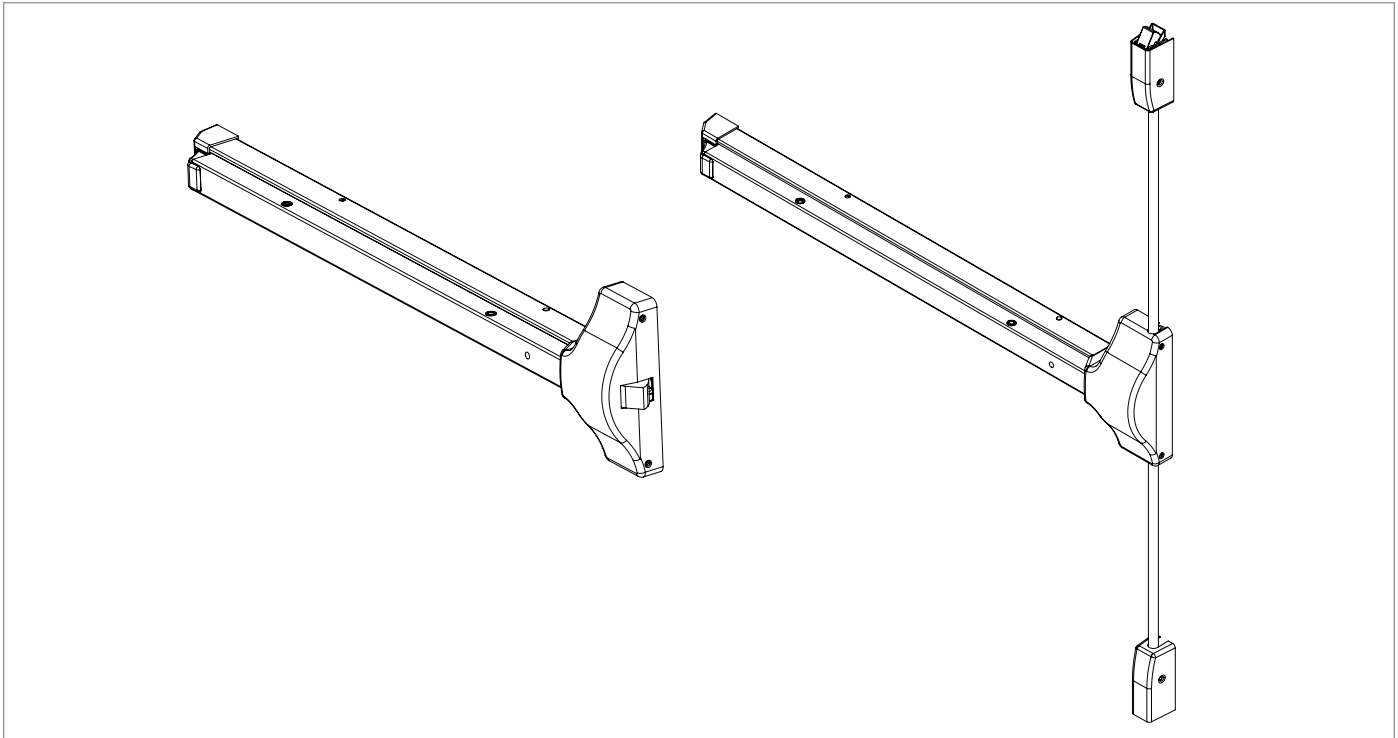
| Quantity | Trim/Function | Finish | Hand |
|----------|---------------|--------|------|
| 10 | N555ET | 606 | RHR |

Vertical Rod Exit Device with Trim

| Quantity | Exit Device | Trim/Function | Finish | | Hand | Optional Strike | Door Width | Height |
|----------|-------------|---------------|--------|--------|------|-----------------|------------|--------|
| | | | Trim | Device | | | | |
| 50 | ED2400 | PR510ET | 626 | 689 | RHR | S03 | W048 | H0700 |

Contract/Detailed Order - Rim Exit Device with Trim

| Quantity | Keyset | Exit Device | Trim/Function | Finish | | Hand | Door Thickness | Door Width | Optional Cylinder | Keying |
|----------|--------|-------------|---------------|--------|--------|------|----------------|------------|-------------------|--------|
| | | | | Trim | Device | | | | | |
| 50 | AA1 | ED2200 | N555ET | 626 | 689 | LHR | D200 | W048 | C6 | VKC3 |



36", 42" and 48" Exit Devices

Includes device, strike(s) and screw pack. No cylinder or trim.

Rim ED2000 Series

| Function | Description | Finish: 689, 691, 693, 695, BSP, WSP |
|----------|-------------------|--------------------------------------|
| ED2200 | Panic | \$330.00 |
| ED2200A | 3 Hour Fire Rated | \$429.00 |

Vertical Rod ED2400 Series

| Function | Description | Finish: 689, 691, 693, 695, BSP, WSP |
|----------|-------------------|--------------------------------------|
| ED2400 | Panic | \$474.00 |
| ED2400A | 3 Hour Fire Rated | \$573.00 |

Caution: Be sure of your measurements. Exit devices are NOT returnable.

ED2200/ED2400 Rim and Surface Vertical Rod Trim


Cylinder is not included, except where noted.

Rose Trim Design: A5 Armstrong



Lever: Die cast zinc
Cylinder included

Rose: Wrought brass or bronze



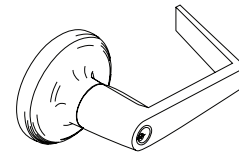
| Function | Description | Finish: 605, 606, 611, 612, 613, 613E, 619, 625, 626, 722 BSP |
|----------|-------------------------|---|
| A510ET | Passage | \$173.00 |
| A550ET | Dummy | |
| A555ET | Classroom | \$215.00 |
| A557ET | Nightlatch ¹ | |

Rose Trim Design: N5 Newport



Lever: Die cast zinc
Cylinder included

Rose: Wrought brass or bronze



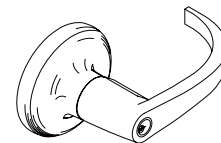
| Function | Description | Finish: 605, 606, 611, 612, 613, 613E, 619, 625, 626, 722 BSP |
|----------|-------------------------|---|
| N510ET | Passage | \$173.00 |
| N550ET | Dummy | |
| N555ET | Classroom | \$215.00 |
| N557ET | Nightlatch ¹ | |

Rose Trim Design: PR5 Princeton



Lever: Die cast zinc
Cylinder included

Rose: Wrought brass or bronze



| Function | Description | Finish: 605, 606, 611, 612, 613, 613E, 619, 625, 626, 722 BSP |
|----------|-------------------------|---|
| PR510ET | Passage | \$173.00 |
| PR550ET | Dummy | |
| PR555ET | Classroom | \$215.00 |
| PR557ET | Nightlatch ¹ | |

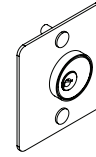
Note:
1. Not recommended for use with ED2400 and ED2400A surface vertical rod exit devices.

ED2200/ED2400 Rim and Surface Vertical Rod Trim

Cylinder is not included, except where noted.

Flat Plate Trim Design: F1 Flat Plate

Plate: Steel



| Function | Description | Finish: 689, 691, 695 |
|----------|-------------------------|-----------------------|
| F1857ET | Nightlatch ¹ | \$97.00 |

Note:

1. Not recommended for use with ED2400 and ED2400A surface vertical rod exit devices.

Pull Trim Design: P8 Wing Pull



Pull: Extruded Aluminum



| Function | Description | Finish: 689, 691, 695 |
|----------|-------------------------|-----------------------|
| P1850ET | Dummy | \$97.00 |
| P1857ET | Nightlatch ¹ | |

Trim Design: K1 Key Only

Note: Available with cylinder option only.
Example: K157 x 6P
Cylinder option pricing applies.



| Function | Description | Finish: 605, 606, 611, 612, 613, 619, 622, 625, 626, 722 |
|----------|-------------------------|--|
| K157ET | Nightlatch ¹ | \$84.00 |

| Cylinder Options* | | |
|--|--------------------|---------------------------|
| Rim Cylinder Trim | | |
| Description | Specify Quick Code | Add or Deduct |
| Conventional 6-pin | 6P** | Add \$125.00 per cylinder |
| Conventional 7-pin | 7P | Add \$127.00 per cylinder |
| LFIC | | |
| LFIC 6-pin | C6 | Add \$233.00 per cylinder |
| LFIC 6-pin less core | CL6 | Add \$125.00 per cylinder |
| LFIC 6-pin with temporary construction core (Red) | CT6R | Add \$233.00 per cylinder |
| LFIC 6-pin with temporary construction core (Blue) | CT6B | Add \$233.00 per cylinder |
| LFIC 6-pin with temporary construction core (Green) | CT6G | Add \$233.00 per cylinder |
| LFIC 6-pin with temporary disposable core | CT6D | Add \$125.00 per cylinder |
| LFIC 7-pin | C7 | Add \$237.00 per cylinder |
| LFIC 7-pin less core | CL7 | Add \$127.00 per cylinder |
| LFIC 7-pin with temporary construction core (Red) | CT7R | Add \$237.00 per cylinder |
| LFIC 7-pin with temporary construction core (Blue) | CT7B | Add \$237.00 per cylinder |
| LFIC 7-pin with temporary construction core (Green) | CT7G | Add \$237.00 per cylinder |
| LFIC 7-pin with temporary disposable core | CT7D | Add \$127.00 per cylinder |
| SFIC | | |
| SFIC 6-pin | C6S | Add \$222.00 per cylinder |
| SFIC 6-pin with Temporary Construction Core (Blue) | CT6SB | Add \$222.00 per cylinder |
| SFIC 6-pin Disposable Temporary Core | CT6SD | Add \$125.00 per cylinder |
| SFIC 6-pin with Less Core | CLS6 | Add \$125.00 per cylinder |
| SFIC 7-pin | C7S | Add \$222.00 per cylinder |
| SFIC 7-pin with Temporary Construction Core (Blue) | CT7SB | Add \$222.00 per cylinder |
| SFIC 7-pin Disposable Temporary Core | CT7SD | Add \$125.00 per cylinder |
| SFIC 7-pin with Less Core | CLS7 | Add \$125.00 per cylinder |
| Security | | |
| Security ⁴ | HS | Add \$289.00 per cylinder |
| Security LFIC ⁴ | CHS | Add \$393.00 per cylinder |
| Pyramid | | |
| Pyramid Security fixed core | PS | Add \$212.00 per cylinder |
| Pyramid Security LFIC | PCS | Add \$313.00 per cylinder |
| Pyramid High Security fixed core | PHS | Add \$255.00 per cylinder |
| Pyramid High Security LFIC | PCHS | Add \$357.00 per cylinder |
| Pyramid LFIC with temporary construction core ³ | CTP | Add \$233.00 per cylinder |
| Pyramid LFIC with temporary disposable core ³ | CTPD | Add \$125.00 per cylinder |
| Pyramid LFIC less core | CLP | Add \$125.00 per cylinder |

*Optional alarm unit cylinder and trim are keyed alike unless otherwise specified. If different keying is required, specify outside cylinder, then inside cylinder.

**6P cylinder option is supplied in 6-pin, L4 keyway, 0-bitted with two nickel silver keys.

| Cylinder Options (continued) & Keying Options* | | |
|--|---------------------------|--------------------------------|
| Description | Specify Quick Code | Add or Deduct |
| Keying and Keys | | |
| 0-bitted with 2 Blank Keys | (standard) | No Charge |
| Keyed Random | KR | |
| Construction Master Keyed ² | CMK | Add \$16.00 per cylinder |
| More than 2 Keys | KY# (e.g., KY6) | See page 33 - Cut Keys Section |
| Master Keying | | |
| Master keyed (all cylinders except CR8000, CR8020, CR8027, CR8200, CR8500, CR8600, CR8700) | MK | Add \$16.00 per cylinder |
| Master keyed Pyramid (except CR8020, CR8027 LFIC cores) | MK | |
| Master keyed Security (including LFIC cylinder and core) | MK | |
| Master keyed Access 3 (except CR8500, CR8600, CR8700 LFIC cores) | MK | |
| Master keyed (CR8000, CR8020, CR8027, CR8200, CR8500, CR8600, CR8700) | MK-IC | No Charge |
| Master keyed to customer bittings or sample key | MK-CB | Add \$16.00 per cylinder |
| Visual Key Control (VKC) | | |
| No biting or keyset stamping on keys | VKC0 | \$4.50 |
| Keys only | VKC1 | No Charge |
| Cylinders and keys (not for AS, AHS, ACS, ACHS, HS, CHS, PHS or PCHS) | VKC2 | \$8.00 |
| Cylinders only (not for AS, AHS, HS, ACS, ACHS, CHS, PHS or PCHS) | VKC3 | |
| Concealed Key Control (CKC) | | |
| CKC cylinders with VKC keys | CKC2 | \$8.00 |
| CKC cylinders only (not for AS, AHS, ACS, ACHS, PHS, PCHS) | CKC3 | |

Notes:

1. CMK Construction master keying charge is in addition to master keying charge.
 2. CMK construction master keying is not available in interchangeable core, Access 3, Pyramid, or Security series.
 3. VKC2, VKC3, CKC3 are not available in Pyramid or Security series.
- *For key bows other than 10 and 90, specify 'KB' + bow number as Quick Code, e.g. KB12. No extra charge.

| Door Width Options | | |
|--|------------|-------------------------|
| Door Width | Specify | Add or Deduct |
| 36" | (standard) | No Charge |
| 42" | W042 | |
| 48" | W048 | |
| Door Thickness Options | | |
| Door Thickness | Specify | Add or Deduct |
| 1-3/4" | (standard) | No Charge |
| 2" | D200 | |
| 2-1/4" | D214 | |
| Door Height Options | | |
| Door Height | Specify | Add or Deduct |
| 7'0" (ED2400 devices) | (standard) | No Charge |
| 7'2" | H0702 | |
| 7'6" | H0706 | |
| 8'0" (ED2400A devices) | H0800 | |
| Miscellaneous Options | | |
| Description | Specify | Add or Deduct |
| Bottom Pullman Latch | BPL | Add \$45.00 per device |
| Lever to accept 6- or 7-pin Best-type IC core (SFIC) – (N5, PR5 design only) | M08 | No Charge |
| Lever to accept Sargent® cylinder – (N5, PR5 design only) | M09 | |
| Trim Lever to accept <i>Schlage</i> IC core – (N5, PR5 design only) | M69 | |
| Less dogging | M51 | |
| Sex nuts and bolts (SNBs) | M54 | Add \$70.00 per mullion |
| Mullion Stabilizer | M57 | |
| Shim kit (for vision light) | | |
| - Rim device | M58 | Add \$84.00 per device |
| - Vertical Rod device | M58 | Add \$150.00 per device |
| Strike Options* | | |
| Description | Specify | Add or Deduct |
| Rim strike on ED2200 device | (standard) | No Charge |
| Fire rated Rim strike on ED2200A devices | | |
| Rim x Vertical Rod strike for pairs of doors | S02 | Add \$52.00 per device |
| Vertical Rod top strike on ED2400 device | (standard) | No Charge |
| Vertical Rod surface projecting bottom strike on ED2400 device | | |
| Vertical Rod flush bottom strike on ED2400 device | S09 | No Charge |
| Fire rated Vertical Rod top strike on ED2400A device | (standard) | No Charge |
| Fire rated Vertical Rod bottom strike on ED2400A device | (standard) | No Charge |
| *To purchase strike separately, see catalog or parts manual for part no. | | |

Removable Mullion (Cylinder not included)

Cylinder not included

Ordering Example

| Quantity | Mullion Number |
|----------|----------------|
| 10 | CR972 |

Door Height Options

| Door Height | Specify | Price |
|--|-----------|------------|
| Up to 7'2", Steel Mullion – Panic Rated | CR972 | \$990.00 |
| Up to 7'2", Steel Mullion – 3 Hour Fire Rated | CR972A | \$1,377.00 |
| Up to 10'0", Steel Mullion – 3 Hour Fire Rated up to 8' | CR910A | \$1,387.00 |
| Up to 8' Split Mullion – Removable – Steel – Panic Rated | CR908SM | \$1,155.00 |
| Up to 8' Split Mullion – Lockable – Steel – Panic Rated | CR908KMSM | \$1,706.00 |

Options

| Description | Specify | Price |
|--|-----------|-------------------------|
| Up to 7'2", key removable mullion, 1-1/2 Hour Fire Rated | CR972BKM' | \$2,119.00 |
| Up to 10'0", key removable mullion, 1-1/2 Hour Fire Rated up to 8' | CR910BKM' | \$2,129.00 |
| Door frame filler block for double rabbeted frames | M95 | Add \$47.00 per mullion |
| Door frame angle bracket for aluminum frames | M96 | Add \$47.00 per mullion |

Note 1: Cylinder and collars not included, specify separately

Mullions Cylinder Options

| Description | Specify | Add or Deduct |
|---|---------|---------------------------|
| Conventional 6-pin | 6P | Add \$125.00 per cylinder |
| Conventional 7-pin | 7P | Add \$127.00 per cylinder |
| LFIC 6-pin | C6 | Add \$233.00 per cylinder |
| LFIC 7-pin | C7 | Add \$237.00 per cylinder |
| Pyramid High Security Fixed Core | PHS | Add \$255.00 per cylinder |
| Pyramid Security Fixed Core | PS | Add \$212.00 per cylinder |
| Pyramid High Security IC | PCHS | Add \$357.00 per cylinder |
| Pyramid Security IC | PCS | Add \$313.00 per cylinder |
| Security | HS | Add \$289.00 per cylinder |
| Security IC | CHS | Add \$393.00 per cylinder |
| LFIC 6-pin with temporary construction core (Red) | CT6R | Add \$233.00 per cylinder |
| LFIC 6-pin with temporary construction core (Blue) | CT6B | Add \$233.00 per cylinder |
| LFIC 6-pin with temporary construction core (Green) | CT6G | Add \$233.00 per cylinder |
| LFIC 6-Pin with temporary disposable core | CT6D | Add \$125.00 per cylinder |
| LFIC 6-pin less core | CL6 | Add \$125.00 per cylinder |
| LFIC 7-pin with temporary construction core (Red) | CT7R | Add \$237.00 per cylinder |
| LFIC 7-pin with temporary construction core (Blue) | CT7B | Add \$237.00 per cylinder |
| LFIC 7-pin with temporary construction core (Green) | CT7G | Add \$237.00 per cylinder |
| LFIC 7-Pin with temporary disposable core | CT7D | Add \$127.00 per cylinder |
| LFIC 7-pin less core | CL7 | Add \$127.00 per cylinder |

Standard Features

Handing

Handed, specify hand

Door Thickness

1-3/4"

Backset

2-3/4"

Projection

4" (102mm); 2 7/8" (74mm) depressed

Trim

Cylinder is not included.

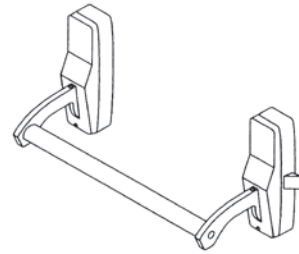
See page 286 for

cylinder options.

Rim

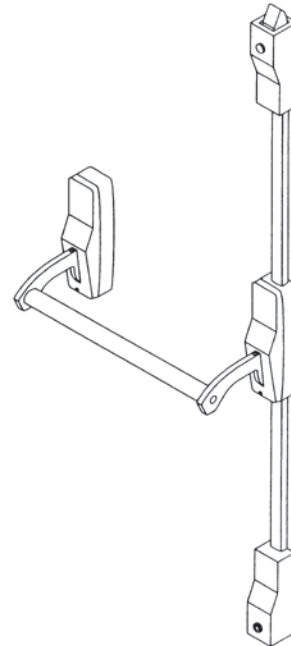
ED3200
ED3200A

Panic
3 Hour Fire Rated



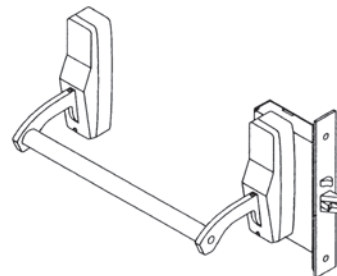
Surface Vertical Rod

ED3400 Panic
ED3400A 3 Hour Fire Rated



Mortise

ED3600 Panic
ED3600A 3 Hour Fire Rated



Ordering Examples

Rim Exit Device

| Quantity | Exit Device | Finish | Hand | Misc. Options |
|----------|-------------|--------|------|---------------|
| 20 | ED3250 | 630 | RHR | M51-M54 |

Rim Exit Device with Trim

| Quantity | Exit Device | Trim | Finish | Hand | Door Thickness | Door Width | Misc. Options |
|----------|-------------|---------|--------|------|----------------|------------|---------------|
| 50 | ED3255A | A3355ET | 630 | RHR | D200 | W048 | M53 |

Trim Only (Rim Exit Device or Vertical Rod)

| Quantity | Exit Device | Finish | Hand |
|----------|-------------|--------|------|
| 10 | L3310ET | 606 | RHR |

Surface Vertical Rod Exit Device with Trim

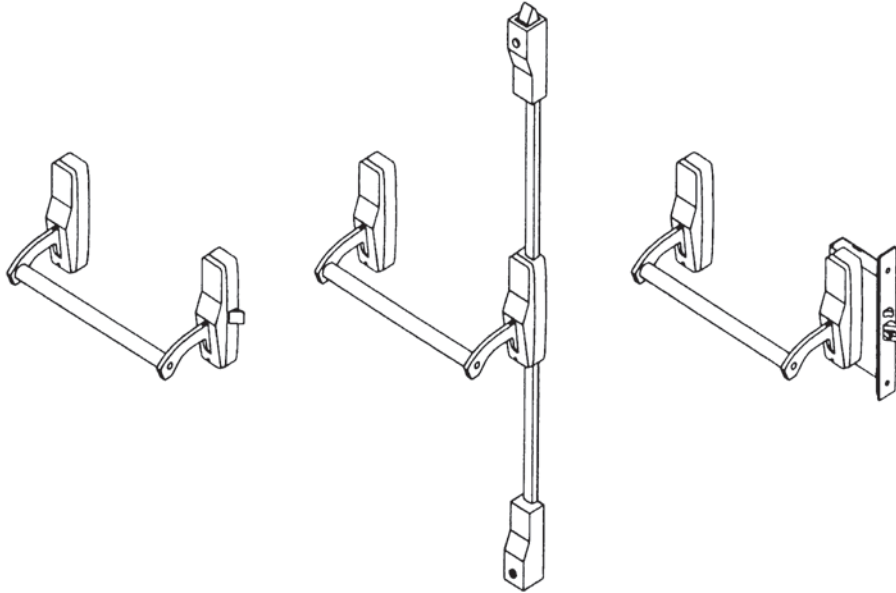
| Quantity | Exit Device | Trim | Finish | Hand | Door Thickness | Door Width | Misc. Options |
|----------|-------------|---------|--------|------|----------------|------------|---------------|
| 50 | ED3410 | R3310ET | 606 | RHR | D214 | W048 | H1000 |

Mortise Exit Device with Trim

| Quantity | Exit Device | Trim | Finish | Hand | Door Thickness | Strike | Door Width |
|----------|-------------|---------|--------|------|----------------|--------|------------|
| 50 | ED3657 | L3357ET | 630 | LHR | D200 | SB200 | W048 |

Contract/Detailed Order - Rim Exit Device with Trim

| Quantity | Keypad | Exit Device | Trim | Finish | Hand | Door Thickness | Door Width | Optional Cylinders | Keying |
|----------|--------|-------------|---------|--------|------|----------------|------------|--------------------|--------|
| 50 | AA1 | ED3255 | N3355ET | 630 | LHR | D200 | W048 | C6 | VKC3 |



36" Device Only

Includes device, strike(s) and screw pack. No cylinder or trim.

Rim ED3200 Series

| Function | Description | Finish: 613E | Finish: 605, 606, 611, 612, 613, 629, 630 |
|----------|---|--------------|---|
| ED3210 | Panic device only (Passage) | \$2,745.00 | \$2,915.00 |
| ED3250 | Panic device only (Dummy) | | |
| ED3255 | Panic (Classroom) | | |
| ED3257 | Panic (Nightlatch) | | |
| ED3210T | Thumb Piece (Passage) | | |
| ED3255T | Thumb Piece (Classroom) | \$2,984.00 | \$3,154.00 |
| ED3210A | 3 Hour Fire Rated (Passage) | | |
| ED3250A | 3 Hour Fire Rated (Dummy) | | |
| ED3255A | 3 Hour Fire Rated (Classroom) | | |
| ED3257A | 3 Hour Fire Rated (Nightlatch) | | |
| ED3210AT | Thumb Piece – 3 Hour Fire Rated (Passage) | | |
| ED3255AT | Thumb Piece – 3 Hour Fire Rated (Classroom) | | |

Caution: Be sure of your measurements. Exit devices are NOT returnable.

Notes:

For doors over 1-3/4" thick, a Special Application Request must be submitted to the factory prior to approval and pricing.

Surface Vertical Rod ED3400 Series

| Function | Description | Finish: 613E | Finish: 605, 606, 611, 612, 613, 629, 630 |
|----------|---|--------------|---|
| ED3410 | Panic (Passage) | \$3,413.00 | \$3,583.00 |
| ED3450 | Panic (Dummy) | | |
| ED3455 | Panic (Classroom) | | |
| ED3457 | Panic (Nightlatch) | | |
| ED3410T | Thumb Piece (Passage) | | |
| ED3455T | Thumb Piece (Classroom) | \$3,652.00 | \$3,822.00 |
| ED3410A | 3 Hour fire rated (Passage) | | |
| ED3450A | 3 Hour fire rated (Dummy) | | |
| ED3455A | 3 Hour Fire Rated (Classroom) | | |
| ED3457A | 3 Hour Fire Rated (Nightlatch) | | |
| ED3410AT | Thumb Piece – 3 Hour Fire Rated (Passage) | ED3455AT | Thumb Piece – 3 Hour Fire Rated (Classroom) |

Mortise ED3600 Series

| Function | Description | Finish: 613E | Finish: 605, 606, 611, 612, 613, 629, 630 |
|----------|---|--------------|---|
| ED3610 | Panic (Passage) | \$3,114.00 | \$3,284.00 |
| ED3650 | Panic (Dummy) | | |
| ED3655 | Panic (Classroom) | | |
| ED3657 | Panic (Nightlatch) | | |
| ED3610T | Thumb Piece (Passage) | | |
| ED3655T | Thumb Piece (Classroom) | | |
| ED3610A | 3 Hour fire rated (Passage) | | |
| ED3650A | 3 Hour fire rated (Dummy) | | |
| ED3655A | 3 Hour Fire Rated (Classroom) | | |
| ED3657A | 3 Hour Fire Rated (Nightlatch) | | |
| ED3610AT | Thumb Piece – 3 Hour Fire Rated (Passage) | | |

Caution: Be sure of your measurements. Exit devices are NOT returnable.

Notes:

For doors over 1-3/4" thick, a Special Application Request must be submitted to the factory prior to approval and pricing.

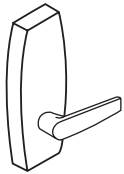
ED3200/ED3200A/ED3400/ED3400A/ED3600/ED3600A Rim, Surface Vertical Rod, and Mortise Trim

Cylinder is not included.

Escutcheon Trim Design: A33 Armstrong



Lever: Cast **Escutcheon:** Cast

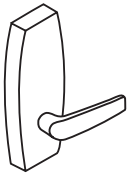


| Function | Description | Finish: 605, 606, 611, 612, 613, 613E, 618, 619, 625, 626 |
|----------|----------------------|---|
| A3310ET | Passage | \$822.00 |
| A3350ET | Dummy | |
| A3355ET | Classroom | |
| A3357ET | Nightlatch – Rim | |
| A33V57ET | Nightlatch – SVR | |
| A33M57ET | Nightlatch – Mortise | |

Escutcheon Trim Design: C33 Citation



Lever: Cast **Escutcheon:** Cast

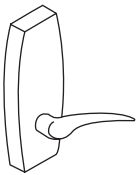


| Function | Description | Finish: 605, 606, 611, 612, 613, 613E, 618, 619, 625, 626 |
|----------|----------------------|---|
| C3310ET | Passage | \$822.00 |
| C3350ET | Dummy | |
| C3355ET | Classroom | |
| C3357ET | Nightlatch – Rim | |
| C33V57ET | Nightlatch – SVR | |
| C33M57ET | Nightlatch – Mortise | |

Escutcheon Trim Design: D33 Dirke



Lever: Cast **Escutcheon:** Cast

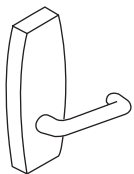


| Function | Description | Finish: 605, 606, 611, 612, 613, 613E, 618, 619, 625, 626 |
|----------|----------------------|---|
| D3310ET | Passage | \$822.00 |
| D3350ET | Dummy | |
| D3355ET | Classroom | |
| D3357ET | Nightlatch – Rim | |
| D33V57ET | Nightlatch – SVR | |
| D33M57ET | Nightlatch – Mortise | |

Escutcheon Trim Design: L33 Lustra



Lever: Cast **Escutcheon:** Cast



| Function | Description | Finish: 605, 606, 611, 612, 613, 613E, 618, 619, 625, 626 |
|----------|----------------------|---|
| L3310ET | Passage | \$822.00 |
| L3350ET | Dummy | |
| L3355ET | Classroom | |
| L3357ET | Nightlatch – Rim | |
| L33V57ET | Nightlatch – SVR | |
| L33M57ET | Nightlatch – Mortise | |

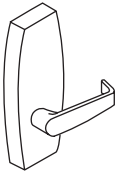
ED3200/ED3200A/ED3400/ED3400A/ED3600/ED3600A Rim, Surface Vertical Rod, and Mortise Trim

Cylinder is not included.

Escutcheon Trim Design: N33 Newport



Lever: Cast **Escutcheon:** Cast



| Function | Description | Finish: 605, 606, 611, 612, 613, 613E, 618, 619, 625, 626 |
|----------|----------------------|---|
| N3310ET | Passage | \$822.00 |
| N3350ET | Dummy | |
| N3355ET | Classroom | |
| N3357ET | Nightlatch – Rim | |
| N33V57ET | Nightlatch – SVR | |
| N33M57ET | Nightlatch – Mortise | |

Escutcheon Trim Design: PR33 Princeton



Lever: Cast **Escutcheon:** Cast

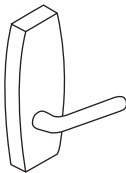


| Function | Description | Finish: 605, 606, 611, 612, 613, 613E, 618, 619, 625, 626 |
|-----------|----------------------|---|
| PR3310ET | Passage | \$822.00 |
| PR3350ET | Dummy | |
| PR3355ET | Classroom | |
| PR3357ET | Nightlatch – Rim | |
| PR33V57ET | Nightlatch – SVR | |
| PR33M57ET | Nightlatch – Mortise | |

Escutcheon Trim Design: R33 Regis



Lever: Cast **Escutcheon:** Cast



| Function | Description | Finish: 605, 606, 611, 612, 613, 613E, 618, 619, 625, 626 |
|----------|----------------------|---|
| R3310ET | Passage | \$822.00 |
| R3350ET | Dummy | |
| R3355ET | Classroom | |
| R3357ET | Nightlatch – Rim | |
| R33V57ET | Nightlatch – SVR | |
| R33M57ET | Nightlatch – Mortise | |

ED3200/ED3200A/ED3400/ED3400A/ED3600/ED3600A Rim, Surface Vertical Rod, and Mortise Trim

Cylinder is not included.

Escutcheon Trim Design: T33 D Grip

Grip: Extruded **Escutcheon:** Wrought



| Function | Description | Finish: 605, 606, 611, 612, 613, 613E, 629, 630, BSP, WSP |
|----------|----------------------|---|
| T3310ET | Passage | \$539.00 |
| T3350ET | Dummy | |
| T3355ET | Classroom | |
| T3357ET | Nightlatch – Rim | |
| T33M55ET | Classroom – Mortise | |
| T33M57ET | Nightlatch – Mortise | |

Escutcheon Trim Design: T34 Round Grip

Grip: Extruded **Escutcheon:** Wrought



| Function | Description | Finish: 605, 606, 611, 612, 613, 613E, 618, 619, BSP, WSP |
|----------|----------------------|---|
| T3410ET | Passage | \$539.00 |
| T3450ET | Dummy | |
| T3455ET | Classroom | |
| T3457ET | Nightlatch – Rim | |
| T34M55ET | Classroom – Mortise | |
| T34M57ET | Nightlatch – Mortise | |

Escutcheon Trim Design: T35 Sectional Grip

Grip: Extruded



| Function | Description | Finish: 605, 606, 611, 612, 613, 613E, 629, 630, BSP, WSP |
|----------|----------------------|---|
| T3510ET | Passage | \$574.00 |
| T3550ET | Dummy | |
| T3555ET | Classroom | |
| T3557ET | Nightlatch – Rim | |
| T35M55ET | Classroom – Mortise | |
| T35M57ET | Nightlatch – Mortise | |

Auxiliary Control/Inside Lever Assembly: 3357T Nightlatch

Auxiliary Control

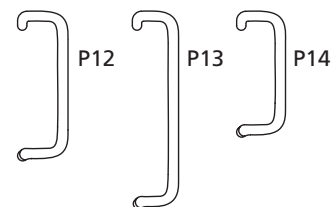


| Function | Description | Finish: 605, 606, 611, 612, 613, 613E, 618, 619, 625, 626 |
|----------|---|---|
| 3357T | Auxiliary Control/Inside Lever Assembly | \$988.00 |

Inside Lever Assembly



| Offset Pull Trim: P12, P13, P14 | | |
|---------------------------------|------------------|--|
| Offset Pull Trim | Part Number | Finish: 605, 606, 612, 613, 613E, 626, 629, 630, BSP |
| P12 | 716F50M X Finish | \$413.00 |
| P13 | 716F51M X Finish | \$503.00 |
| P14 | 716F52M X Finish | \$354.00 |



Cylinder Options*

| Description | Specify Quick Code | Add or Deduct |
|--|--------------------|---------------------------|
| Conventional 6-pin | 6P* | Add \$125.00 per cylinder |
| Conventional 7-pin | 7P | Add \$127.00 per cylinder |
| LFIC | | |
| LFIC 6-pin | C6 | Add \$233.00 per cylinder |
| LFIC 6-pin less core | CL6 | Add \$125.00 per cylinder |
| LFIC 6-pin with temporary construction core (Red) | CT6R | Add \$233.00 per cylinder |
| LFIC 6-pin with temporary construction core (Blue) | CT6B | Add \$233.00 per cylinder |
| LFIC 6-pin with temporary construction core (Green) | CT6G | Add \$233.00 per cylinder |
| LFIC 6-pin with temporary disposable core | CT6D | Add \$125.00 per cylinder |
| LFIC 7-pin | C7 | Add \$237.00 per cylinder |
| LFIC 7-pin less core | CL7 | Add \$127.00 per cylinder |
| LFIC 7-pin with temporary construction core (Red) | CT7R | Add \$237.00 per cylinder |
| LFIC 7-pin with temporary construction core (Blue) | CT7B | Add \$237.00 per cylinder |
| LFIC 7-pin with temporary construction core (Green) | CT7G | Add \$237.00 per cylinder |
| LFIC 7-pin with temporary disposable core | CT7D | Add \$127.00 per cylinder |
| SFIC | | |
| SFIC 6-pin | C6S | Add \$222.00 per cylinder |
| SFIC 6-pin with temporary construction core (Blue) | CT6SB | Add \$222.00 per cylinder |
| SFIC 6-pin with SFIC disposable temporary core | CT6SD | Add \$125.00 per cylinder |
| SFIC 6-pin with Less Core | CLS6 | Add \$125.00 per cylinder |
| SFIC 7-pin | C7S | Add \$222.00 per cylinder |
| SFIC 7-pin with temporary construction core (Blue) | CT7SB | Add \$222.00 per cylinder |
| SFIC 7-pin with SFIC disposable temporary core | CT7SD | Add \$125.00 per cylinder |
| SFIC 7-pin with Less Core | CLS7 | Add \$125.00 per cylinder |
| Security | | |
| Security ⁴ | HS | Add \$289.00 per cylinder |
| Security LFIC ⁴ | CHS | Add \$393.00 per cylinder |
| Access 3 | | |
| Access 3 Patented | AP | Add \$125.00 per cylinder |
| Access 3 Security | AS | Add \$206.00 per cylinder |
| Access 3 High Security, UL 437 | AHS | Add \$240.00 per cylinder |
| Access 3 LFIC Patented | ACP | Add \$233.00 per cylinder |
| Access 3 LFIC Security | ACS | Add \$314.00 per cylinder |
| Access 3 LFIC High Security, UL 437 | ACHS | Add \$348.00 per cylinder |
| Pyramid | | |
| Pyramid Security fixed core | PS | Add \$212.00 per cylinder |
| Pyramid Security LFIC | PCS | Add \$313.00 per cylinder |
| Pyramid High Security fixed core | PHS | Add \$255.00 per cylinder |
| Pyramid High Security LFIC | PCHS | Add \$357.00 per cylinder |
| Pyramid LFIC with temporary construction core ³ | CTP | Add \$233.00 per cylinder |
| Pyramid LFIC with temporary disposable core ³ | CTPD | Add \$125.00 per cylinder |
| Pyramid LFIC less core | CLP | Add \$125.00 per cylinder |

*6P cylinder option is supplied in 6-pin, L4 keyway 0-bitted with two nickel silver keys.
 IC 6-pin with temporary construction core CT6.
 IC 7-pin with temporary construction core CT7.
 **Not available with Rim or SVR Lever Trim – Classroom Function.
 or SVR Lever Trim – Night Latch Function.

| Cylinder Options (continued) & Keying Options* | | |
|--|---------------------------|--------------------------------|
| Description | Specify Quick Code | Add or Deduct |
| Keying and Keys | | |
| 0-bitted with 2 Blank Keys | (standard) | No Charge |
| Keyed Random | KR | |
| Construction Master Keyed ² | CMK | Add \$16.00 per cylinder |
| More than 2 Keys | KY# (e.g., KY6) | See page 33 - Cut Keys Section |
| Master Keying | | |
| Master keyed (all cylinders except CR8000, CR8020, CR8027, CR8200, CR8500, CR8600, CR8700) | MK | Add \$16.00 per cylinder |
| Master keyed Pyramid (except CR8020, CR8027 LFIC cores) | MK | |
| Master keyed Security (including LFIC cylinder and core) | MK | |
| Master keyed Access 3 (except CR8500, CR8600, CR8700 LFIC cores) | MK | |
| Master keyed (CR8000, CR8020, CR8027, CR8200, CR8500, CR8600, CR8700) | MK-IC | No Charge |
| Master keyed to customer bittings or sample key | MK-CB | Add \$16.00 per cylinder |
| Visual Key Control (VKC) | | |
| No bitting or keyset stamping on keys | VKC0 | \$4.50 |
| Keys only | VKC1 | No Charge |
| Cylinders and keys (not for AS, AHS, ACS, ACHS, HS, CHS, PHS or PCHS) | VKC2 | \$8.00 |
| Cylinders only (not for AS, AHS, HS, ACS, ACHS, CHS, PHS or PCHS) | VKC3 | |
| Concealed Key Control (CKC) | | |
| CKC cylinders with VKC keys | CKC2 | \$8.00 |
| CKC cylinders only (not for AS, AHS, ACS, ACHS, PHS, PCHS) | CKC3 | |

Notes:

1. CMK Construction master keying charge is in addition to master keying charge.
2. CMK Construction master keying is not available in interchangeable core, Access 3, Pyramid, or Security series.
3. VKC2, VKC3, CKC3 are not available in Pyramid or Security series.

Custom Laser Engraving- LASER

Laser engraving processing charge (all engraving types)

- \$250.00 net per order. Charge will be applied to production order when placed.

Single Vanity, Logo or Other (same engraving on all parts)

- Lever - \$10.00 net add each
- Mortise Escutcheon - \$10.00 net add each
- HPSK Paddle - \$10.00 net add each

Unique laser engraving (i.e. Room Number, Apartment Number, etc)

- \$12.00 net add each (per piece)

Strike Options

To purchase strike separately see catalog for part no.

| Description | Specify Quick Code | Add or Deduct |
|--|--------------------|------------------------|
| Fire rated rim strike on ED3200 | (standard) | No Charge |
| Mortised adjustable rim strike | S04 | |
| Rim x vertical rod strike for pairs of doors | S02 | Add \$52.00 per device |
| Vertical rod flush bottom strike (ED3400 only) | S03 | No Charge |
| Vertical rod surface projecting bottom strike on ED3400 device | (standard) | |
| Fire rated vertical rod bottom strike on ED3400A device | (standard) | |
| Fire rated vertical rod bottom strike for threshold | S06 | |

| Description | Door Thickness | Specify | Add or Deduct |
|------------------------|----------------|------------------|---------------|
| Curved lip ANSI strike | 1-3/4" | SA114 (standard) | No Charge |
| | 2" | SA138 | |
| | 2-1/4" | SA158 | |

| Description | Door Thickness | Specify | Add or Deduct |
|---|----------------|---------|---------------|
| Mortise straight lip ANSI strike on ED3600, ED3600A | 1-3/4" | SS118 | No Charge |
| | 2" | SS138 | |
| | 2-1/4" | SS158 | |

| Description | Door Thickness | Specify | Add or Deduct |
|--------------------------|----------------|---------|-------------------------|
| Mortise open back strike | 1-3/4" | SB134 | Add \$119.00 per device |
| | 2" | SB200 | \$189.00 |
| | 2-1/4" | SB214 | \$189.00 |

| Miscellaneous Options | | |
|--|---------|-------------------------|
| Description | Specify | Add or Deduct |
| Spanner head screws | M02 | Add \$49.00 per device |
| Torx® screws for rim, mortise | M04 | Add \$68.00 per device |
| Torx® screws for surface vertical rod | | Add \$125.00 per device |
| Abrasive coat outside and inside (trim and device) | M23 | Add \$130.00 per device |
| Abrasive coat inside only (device side) | M24 | Add \$69.00 per device |
| Abrasive coat outside only (trim side) | M25 | Add \$61.00 per device |
| Steel reinforced crossbar | M53 | Add \$97.00 per device |
| Sex nuts and bolts (SNBs) | M54 | No Charge |
| Mullion stabilizer | M57 | Add \$70.00 per mullion |
| Shim for 2-3/4" backset on doors with 1/2" stop (rim devices only) | M59 | No Charge |
| Flush transom bracket | M67 | Add \$42.00 per device |

| Door Width Options | | |
|---------------------------|------------|------------------------|
| Description | Specify | Add or Deduct |
| 36" | (standard) | No Charge |
| 48" | W048 | Add \$51.00 per device |

| Door Thickness Options | | |
|-------------------------------|------------|---------------|
| Description | Specify | Add or Deduct |
| 1-3/4" | (standard) | No Charge |
| 2" | D200 | |
| 2-1/4" | D214 | |

| Door Height Options | | |
|---------------------------------|------------|-------------------------|
| Description | Specify | Add or Deduct |
| 7'0" H0700 | H0700 | No Charge |
| 7'2" H0702 | H0702 | |
| 7'6" H0706 | H0706 | |
| 8' (Standard) | (standard) | |
| 8'6" H0806 (ED3400 device only) | H0806 | Add \$116.00 per device |
| 9' H0900 (ED3400 device only) | H0900 | |
| 10' H01000 (ED3400 device only) | H1000 | |

| Mullions | | | | | | | | |
|-------------------------|--|--|-------------------------|--|----------|----------------|----|-------|
| Cylinder not included | <table border="1"> <thead> <tr> <th colspan="2">Ordering Example</th> </tr> <tr> <th>Quantity</th> <th>Mullion Number</th> </tr> </thead> <tbody> <tr> <td>10</td> <td>CR972</td> </tr> </tbody> </table> | | Ordering Example | | Quantity | Mullion Number | 10 | CR972 |
| Ordering Example | | | | | | | | |
| Quantity | Mullion Number | | | | | | | |
| 10 | CR972 | | | | | | | |

| Removable Mullion | | |
|---|---------|------------|
| Description | Specify | Price |
| Up to 7'2" Steel Mullion - Panic Rated | CR972 | \$990.00 |
| Up to 7'2", Steel Mullion - 3 Hour Fire Rated | CR972A | \$1,377.00 |
| Up to 10' (Only Fire rated up to 8'), Steel Mullion - 3 Hour Fire up to 8' size | CR910A | \$1,387.00 |
| Up to 8' Split Mullion – Removable – Steel – Panic Rated | CR908SM | \$1,155.00 |

| Key Removable Mullion | | |
|--|-------------------------|-------------------------|
| Description | Specify | Price |
| Up to 7'2" Steel Mullion – Panic Rated | CR972KM | \$1,528.00 |
| Up to 7'2", key removable mullion, 1-1/2 Hour Fire Rated | CR972BKM ¹ | \$2,119.00 |
| Up to 10' (only fire rated up to 8'), key removable mullion, 1-1/2 Hour Fire Rated | CR910BKM ^{1,2} | \$2,129.00 |
| Up to 8' Split Mullion – Lockable – Steel – Panic Rated | CR908KMSM | \$1,706.00 |
| Door frame filler block for double rabbeted frames | M95 | Add \$47.00 per mullion |
| Door frame angle bracket for aluminum frames | M96 | Add \$47.00 per mullion |

Notes: 1. Cylinder and collars not included, specify separately.
 2. Mullions longer than 8" must be ordered as fire rated option x 10' length. Fire rating is valid only up to 96".

| Mullions Cylinder Options | | |
|---|--------------------|---------------------------|
| Description | Specify Quick Code | Add or Deduct |
| Conventional 6-pin | 6P | Add \$125.00 per cylinder |
| Conventional 7-pin | 7P | Add \$127.00 per cylinder |
| LFIC | | |
| LFIC 6-pin | C6 | Add \$233.00 per cylinder |
| LFIC 6-pin less core | CL6 | Add \$125.00 per cylinder |
| LFIC 6-pin with temporary construction core (Red) | CT6R | Add \$233.00 per cylinder |
| LFIC 6-pin with temporary construction core (Blue) | CT6B | Add \$233.00 per cylinder |
| LFIC 6-pin with temporary construction core (Green) | CT6G | Add \$233.00 per cylinder |
| LFIC 6-pin with temporary disposable core | CT6D | Add \$125.00 per cylinder |
| LFIC 7-pin | C7** | Add \$237.00 per cylinder |
| LFIC 7-pin less core | CL7 | Add \$127.00 per cylinder |
| LFIC 7-pin with temporary construction core (Red) | CT7R** | Add \$237.00 per cylinder |
| LFIC 7-pin with temporary construction core (Blue) | CT7B** | Add \$237.00 per cylinder |
| LFIC 7-pin with temporary construction core (Green) | CT7G** | Add \$237.00 per cylinder |
| LFIC 7-pin with temporary disposable core | CT7D** | Add \$127.00 per cylinder |
| Security | | |
| Security | HS | Add \$289.00 per cylinder |
| Security LFIC | CHS | Add \$393.00 per cylinder |
| Pyramid | | |
| Pyramid Security fixed core | PS | Add \$212.00 per cylinder |
| Pyramid Security LFIC | PCS | Add \$313.00 per cylinder |
| Pyramid High Security fixed core | PHS | Add \$255.00 per cylinder |
| Pyramid High Security LFIC | PCHS | Add \$357.00 per cylinder |

IC 7-pin with temporary construction core CT7.

**Not available with Rim or SVR Lever Trim – Classroom Function. or SVR Lever Trim – Night Latch Function.

| Mortise Lock Only | | |
|--------------------------|--|---|
| Lock Number | Description | Finish: 605, 606, 611, 612, 613, 613E, 625, 626 |
| MLE012 | Lockbody for Nightlatch/Dummy function | \$908.00 |
| MLE013 | Lockbody for Classroom function | |
| MLE014 | Lockbody for Passage function | |
| MLE015 | Lockbody for Passage Thumbpiece function | |
| MLE016 | Lockbody for Classroom Thumbpiece function | |
| | | |

Ordering Example

| Mortise Lock Only | | | |
|--------------------------|-------------|--------|------|
| Quantity | Lock Number | Finish | Hand |
| 2 | MLE013 | 630 | LHR |

**Standard Features
Handing**

Devices are field reversible; specify hand. Lever trims are handed; specify hand

Door Thickness
1-3/4"

Door Width
36"

Projection
Standard 2.88"; 1.96" dogged
DEED 3.375"; 2.688" dogged

Trim
Cylinder is not included.
See page 302 for cylinder options

900PT Wide Trim
800PT Narrow Trim



**900PT
Wide Trim**



**800PT
Narrow Trim**

| Product | Minimum Stile | |
|---------|---------------|-----------|
| | Narrow Trim | Wide Trim |
| PED4200 | 2" | 3" |
| PED4600 | 4-1/2" | 4-1/2" |
| PED4800 | 1-3/4" | 3" |

Rim
PED4200 Panic
PED4200 A* 3 Hour Fire Rated




Mortise
PED4600 Panic
PED4600 A* 3 Hour Fire Rated



Concealed Vertical Rod
PED4800 Panic
PED4800 A* 3 Hour Fire Rated

* See Options Pages for Fire Rated Pricing



| PED4000 Exit Device Mixed Finishes | | |
|------------------------------------|---|-------------------------------|
| Mixed Finish Code | Rail Mount, Chassis Cover, End Cap, Dogging Scalp, Insert | Pushbar |
| 613606 | Oxidized bronze, oil rubbed | Satin brass, clear coated |
| 630BSP | Satin stainless steel | Black suede powder coat |
| 630ERD* | Satin stainless steel | Red powder coat |
| BSP606 | Black suede powder coat | Satin brass, clear coated |
| BSP611 | Black suede powder coat | Polished bronze, clear coated |
| BSP630 | Black suede powder coat | Satin stainless steel |
| BSPERD* | Black suede powder coat | Red powder coat |
| WSPBSP | White suede powder coat | Black suede powder coat |

* Available with M61 only.

Ordering Example
Exit Device Only

| Quantity | Exit Device/ Function | Misc. Options | Finish | Door Thickness | Hand |
|----------|--------------------------|------------------|--------|-------------------|------|
| 20 | PED4210 | M51-M54 | 606 | D134 | RHR |

Exit Device with Trim

| Quantity | Exit Device/ Function | Misc. Options | Lever/Trim Function | Finish | Hand | Door Type | Door Thickness | Door Width | Door Height |
|----------|--------------------------|------------------|------------------------|--------|------|--------------|-------------------|---------------|----------------|
| 10 | PED4855 | M51-M54 | N9CV55PT | 605 | LHR | AD | D200 | W048 | H0706 |

Note: Any device is available with narrow and wide trims.

Trim Only

| Quantity | Lever/Trim/ Function | Finish | Hand | Door Thickness |
|----------|-------------------------|--------|------|----------------|
| 24 | N855PT | 625 | RHR | D214 |
| 24 | N955PT | 625 | RHR | D214 |


Contract/Detailed Order – Rim Exit Device with Trim

| Quantity | Keyset | Exit Device | Misc. Options | Lever/Trim Function | Finish | Hand | Door Width | Optional Cylinder |
|----------|--------|-------------|------------------|------------------------|--------|------|---------------|----------------------|
| 36 | AA1 | PED4255 | M52-M54 | C955PT | 626 | LHR | W048 | 7P |

Exit Device with Trim

| Quantity | Exit Device/ Function | Options | Lever/Trim/ Function | Finish | Hand | Door Type | Door Thickness | Door Width | Door Height |
|----------|--------------------------|---------|-------------------------|--------|------|--------------|-------------------|---------------|----------------|
| 10 | PED4855 | A | N9CV55PT | 605 | LHR | AD | D200 | W048 | H0706 |

PED4200 Series – Rim Device



| PED4200 Rim – Device Only | | | Standard Levers & Muséo (Except Josef, Georges & Piet) | | | Muséo (Josef, Georges & Piet) | | |
|---------------------------|---------|-------------|---|---|--|----------------------------------|---|--|
| Exit Device/ Function | Trim | Description | 613E, 630, BSP, WSP | 605, 606, 611, 612, 613, 613L, 629 All Mixed Finishes** | | 613E, 630, BSP, WSP | 605, 606, 611, 612, 613, 613L, 629 All Mixed Finishes** | |
| PED4201 | No Trim | Dummy | \$2,987.00 | \$3,119.00 | | \$2,987.00 | \$3,119.00 | |

| PED4200 Rim – 900PT Wide Trim* | | | Standard Levers & Muséo (Except Josef, Georges & Piet) | | | Muséo (Josef, Georges & Piet) | | |
|--------------------------------|--------------------|-------------------------|---|---|--------------|----------------------------------|---|--------------|
| Exit Device/ Function | 900PT Wide Trim | Description | 613E, 630, BSP, WSP | 605, 606, 611, 612, 613, 613L, 629 All Mixed Finishes** | Trim Only | 613E, 630, BSP, WSP | 605, 606, 611, 612, 613, 613L, 629 All Mixed Finishes** | Trim Only |
| PED4210 | 910PT | Passage | \$3,999.00 | \$4,131.00 | \$1,012.00 | \$4,332.00 | \$4,464.00 | \$1,345.00 |
| PED4240 | 940PT | Dummy | | | | | | |
| PED4245 | 945PT | Classroom | | | | | | |
| PED4247 | 947PT | Nightlatch | | | | | | |
| PED4249 | 949PT | Storeroom | | | | | | |
| PED4250 | 950PT | Dummy Freewheeling | | | | | | |
| PED4255 | 955PT | Classroom Freewheeling | | | | | | |
| PED4257 | 957PT | Nightlatch Freewheeling | | | | | | |
| PED4259 | 959PT | Storeroom Freewheeling | | | | | | |

| Electrically Controlled Trims | | | | | | | | |
|-------------------------------|--------|------------------------------|------------|------------|------------|------------|------------|------------|
| PED42910 | 9910PT | Fail Safe w/o Key Override | \$4,636.00 | \$4,768.00 | \$1,649.00 | \$4,915.00 | \$5,047.00 | \$1,928.00 |
| PED42930 | 9930PT | Fail Secure w/o Key Override | | | | | | |

| PED4200 Rim – 800PT Narrow Trim* | | | Standard Levers & Muséo (Except Josef, Georges & Piet) | | | Muséo (Josef, Georges & Piet) | | |
|----------------------------------|----------------------|-------------------------|---|---|--------------|----------------------------------|---|--------------|
| Exit Device/ Function | 800PT Narrow Trim | Description | 613E, 630, BSP, WSP | 605, 606, 611, 612, 613, 613L, 629 All Mixed Finishes** | Trim Only | 613E, 630, BSP, WSP | 605, 606, 611, 612, 613, 613L, 629 All Mixed Finishes** | Trim Only |
| PED4210 | 810PT | Passage | \$3,899.00 | \$4,031.00 | \$912.00 | \$4,232.00 | \$4,364.00 | \$1,245.00 |
| PED4240 | 840PT | Dummy | | | | | | |
| PED4245 | 845PT | Classroom | | | | | | |
| PED4247 | 847PT | Nightlatch | | | | | | |
| PED4249 | 849PT | Storeroom | | | | | | |
| PED4250 | 850PT | Dummy Freewheeling | | | | | | |
| PED4255 | 855PT | Classroom Freewheeling | | | | | | |
| PED4257 | 857PT | Nightlatch Freewheeling | | | | | | |
| PED4259 | 859PT | Storeroom Freewheeling | | | | | | |

| Electrically Controlled Trims | | | | | | | | |
|-------------------------------|--------|------------------------------|------------|------------|------------|------------|------------|------------|
| PED42910 | 8910PT | Fail Safe w/o Key Override | \$4,536.00 | \$4,668.00 | \$1,549.00 | \$4,815.00 | \$4,947.00 | \$1,828.00 |
| PED42930 | 8930PT | Fail Secure w/o Key Override | | | | | | |

* Cylinder not included.
 **Listed finishes are for the Exit Device. Refer to catalog for available trims, trim finishes, device mixed finishes and how to order.
 1. Handed: specify hand when ordering.
 2. Contact factory for current lead time.

PED4200 Series – Rim Device



T33 Pull Trim

| PED4200 Rim – T33 Pull Trim | | | | | |
|------------------------------------|---------|------------------------------|--------------------------------|---|--------------|
| Exit Device/ Function | Trim | Description | Finish: 613E, 630, BSP, WSP | 605, 606, 611, 612, 613, 613L, 629 All Mixed Finishes** | Trim Only |
| PED4250T | T3301ET | Blank Plate with Screw Holes | \$3,395.00 | \$3,527.00 | \$408.00 |
| PED4250T | T3350ET | Dummy | \$3,526.00 | \$3,658.00 | \$539.00 |
| PED4257T | T3357ET | Nightlatch | | | |



T34 Pull Trim

| PED4200 Rim – T34 Pull Trim | | | | | |
|------------------------------------|---------|-------------|--------------------------------|---|--------------|
| Exit Device/ Function | Trim | Description | Finish: 613E, 630, BSP, WSP | 605, 606, 611, 612, 613, 613L, 629 All Mixed Finishes** | Trim Only |
| PED4250T | T3450ET | Dummy | \$3,526.00 | \$3,658.00 | \$539.00 |
| PED4257T | T3457ET | Nightlatch | | | |



T35 Pull Trim

| PED4200 Rim – T35 Pull Trim | | | | | |
|------------------------------------|---------|-------------|--------------------------------|---|--------------|
| Exit Device/ Function | Trim | Description | Finish: 613E, 630, BSP, WSP | 605, 606, 611, 612, 613, 613L, 629 All Mixed Finishes** | Trim Only |
| PED4250T | T3550ET | Dummy | \$3,561.00 | \$3,693.00 | \$574.00 |
| PED4257T | T3557ET | Nightlatch | | | |



T36 Pull Trim

| PED4200 Rim – T36 Pull Trim | | | | | |
|------------------------------------|---------|-------------|--------------------------------|---|--------------|
| Exit Device/ Function | Trim | Description | Finish: 613E, 630, BSP, WSP | 605, 606, 611, 612, 613, 613L, 629 All Mixed Finishes** | Trim Only |
| PED4250T | T3650ET | Dummy | \$3,526.00 | \$3,658.00 | \$539.00 |
| PED4257T | T3657ET | Nightlatch | | | |



T37 Pull Trim

| PED4200 Rim – T37 Pull Trim | | | | | |
|------------------------------------|---------|-------------|--------------------------------|---|--------------|
| Exit Device/ Function | Trim | Description | Finish: 613E, 630, BSP, WSP | 605, 606, 611, 612, 613, 613L, 629 All Mixed Finishes** | Trim Only |
| PED4250T | T3750ET | Dummy | \$3,526.00 | \$3,658.00 | \$539.00 |
| PED4257T | T3757ET | Nightlatch | | | |

**Listed finishes are for the Exit Device. Refer to catalog for available trims, trim finishes, device mixed finishes and how to order.

PED4200 Series – Rim Device Options

Electrified Options for Exit Devices


| Description | Specify | Add or Deduct |
|--|----------|---------------|
| Delayed Egress (Ex: PED4200 D) | D | Add \$2762.00 |
| Exit Alarm Device (cylinder is not included) | M61 | Add \$796.00 |
| Bolt Position Monitoring | M91 | Add \$371.00 |
| Touchbar Monitoring or Signaling/Request to Exit (REX) | M92 | Add \$365.00 |
| Double Touchbar Monitoring or Signaling/Request to Exit (REX) | M92 ERM | Add \$730.00 |
| Outside Trim Monitoring or Signaling ¹ | M93 | Add \$335.00 |
| Weather Resistant Bolt Position Monitoring ⁵ | WM91 | Add \$550.00 |
| Weather Resistant Touchbar Monitoring or Signaling/Request to Exit (REX) ⁵ | WM92 | Add \$525.00 |
| Weather Resistant Double Touchbar Monitoring or Signaling/Request to Exit (REX) ⁵ | WM92 ERM | Add \$1050.00 |
| Weather Resistant Outside Trim Monitoring or Signaling ⁵ | WM93 | Add \$500.00 |
| Motorized Electric Latch Retraction | MELR | Add \$1289.00 |
| Electric Dogging | M97 | Add \$671.00 |
| Manual Dogging with Electric Device (Order with MELR or M97) | M114 | No Charge |
| Wire Routing (Trim) ⁴ | WR | Add \$74.00 |

Miscellaneous Options

| Description | Specify | Add or Deduct |
|---|---------------|-------------------------|
| Fire Rated Exit Device (Ex: PED4255 A) | A | Add \$239.00 |
| Guarded Latch | GL | Add \$43.00 per device |
| 6 Lobe Head Screws (Torx) | M04 | Add \$50.00 per device |
| Milled Lever ³ | M21 | Add \$101.00 per device |
| Abrasive coat outside and inside (trim and device) ² | M23 | Add \$192.00 per device |
| Abrasive coat inside only (device side) | M24 | Add \$131.00 per device |
| Abrasive coat outside only (trim side) ² | M25 | Add \$61.00 per device |
| Dogging Indicator | M48 | Add \$100.00 per device |
| Photoluminescent Push | M49 | Add \$490.00 per device |
| Less dogging | M51 | No Charge |
| Cylinder dogging (less cylinder) | M52 | Add \$69.00 per device |
| Through Bolts | M54 | Add \$34.00 per device |
| Overlapping End Cap | M111 | No Charge |
| Weep Holes | WH | Add \$200.00 |
| 5lb Pressure Release | 5CH | Add \$38.00 per device |
| Clear Lacquer Coat for 626 or 630 Finish ⁵ | 626LF / 630LF | Add \$303.00 |

1. M93 only available with PED4210, PED4245, PED4249, PED42910 & PED42930.
2. Not available with Muséo levers.
3. M21 not available with PED4201, PED4250T, PED4257T.
4. WR option standard with PED42910 & PED42930. Otherwise only available with PED4210, PED4245 & PED4249.
5. When WM91, WM92, WM92 ERM and/or WM93 are ordered with 626 or 630 finish, Clear Lacquer Coat is required (626LF or 630LF). List add applies.

PED4600 Series – Mortise Device



| PED4600 Mortise – Device Only | | | Standard Levers & Muséo (Except Josef, Georges & Piet) | | | Muséo (Josef, Georges & Piet) | | |
|-------------------------------|---------|-------------|---|---|--|----------------------------------|---|--|
| Exit Device/ Function | Trim | Description | 613E, 630, BSP, WSP | 605, 606, 611, 612, 613, 613L, 629 All Mixed Finishes** | | 613E, 630, BSP, WSP | 605, 606, 611, 612, 613, 613L, 629 All Mixed Finishes** | |
| PED4601 | No Trim | Dummy | \$3,782.00 | \$3,994.00 | | \$3,782.00 | \$3,994.00 | |

| PED4600 Mortise – 900PT Wide Trim* | | | Standard Levers & Muséo (Except Josef, Georges & Piet) | | | Muséo (Josef, Georges & Piet) | | |
|------------------------------------|--------------------|-------------------------|---|---|--------------|----------------------------------|---|--------------|
| Exit Device/ Function | 900PT Wide Trim | Description | 613E, 630, BSP, WSP | 605, 606, 611, 612, 613, 613L, 629 All Mixed Finishes** | Trim Only | 613E, 630, BSP, WSP | 605, 606, 611, 612, 613, 613L, 629 All Mixed Finishes** | Trim Only |
| PED4610 | 9M10PT | Passage | \$4,794.00 | \$5,006.00 | \$1,012.00 | \$5,127.00 | \$5,339.00 | \$1,345.00 |
| PED4640 | 9M40PT | Dummy | | | | | | |
| PED4645 | 9M45PT | Classroom | | | | | | |
| PED4647 | 9M47PT | Nightlatch | | | | | | |
| PED4650 | 9M50PT | Dummy Freewheeling | | | | | | |
| PED4655 | 9M55PT | Classroom Freewheeling | | | | | | |
| PED4657 | 9M57PT | Nightlatch Freewheeling | | | | | | |

| Electrically Controlled Trims | | | | | | | | |
|-------------------------------|---------|------------------------------|------------|------------|------------|------------|------------|------------|
| PED46903 | 9M903PT | Fail Safe w/ Key Override | \$5,677.00 | \$5,889.00 | \$1,895.00 | \$5,942.00 | \$6,154.00 | \$2,160.00 |
| PED46905 | 9M905PT | Fail Secure w/ Key Override | | | | | | |
| PED46910 | 9M910PT | Fail Safe w/o Key Override | | | | | | |
| PED46930 | 9M930PT | Fail Secure w/o Key Override | \$5,431.00 | \$5,643.00 | \$1,649.00 | \$5,710.00 | \$5,922.00 | \$1,928.00 |

| PED4600 Mortise – 800PT Narrow Trim* | | | Standard Levers & Muséo (Except Josef, Georges & Piet) | | | Muséo (Josef, Georges & Piet) | | |
|--------------------------------------|----------------------|-------------------------|---|---|--------------|----------------------------------|---|--------------|
| Exit Device/ Function | 800PT Narrow Trim | Description | 613E, 630, BSP, WSP | 605, 606, 611, 612, 613, 613L, 629 All Mixed Finishes** | Trim Only | 613E, 630, BSP, WSP | 605, 606, 611, 612, 613, 613L, 629 All Mixed Finishes** | Trim Only |
| PED4610 | 8M10PT | Passage | \$4,694.00 | \$4,906.00 | \$912.00 | \$5,027.00 | \$5,239.00 | \$1,245.00 |
| PED4640 | 8M40PT | Dummy | | | | | | |
| PED4645 | 8M45PT | Classroom | | | | | | |
| PED4647 | 8M47PT | Nightlatch | | | | | | |
| PED4650 | 8M50PT | Dummy Freewheeling | | | | | | |
| PED4655 | 8M55PT | Classroom Freewheeling | | | | | | |
| PED4657 | 8M57PT | Nightlatch Freewheeling | | | | | | |

| Electrically Controlled Trims | | | | | | | | |
|-------------------------------|---------|------------------------------|------------|------------|------------|------------|------------|------------|
| PED46903 | 8M903PT | Fail Safe w/ Key Override | \$5,577.00 | \$5,789.00 | \$1,795.00 | \$5,842.00 | \$6,054.00 | \$2,060.00 |
| PED46905 | 8M905PT | Fail Secure w/ Key Override | | | | | | |
| PED46910 | 8M910PT | Fail Safe w/o Key Override | | | | | | |
| PED46930 | 8M930PT | Fail Secure w/o Key Override | \$5,331.00 | \$5,543.00 | \$1,549.00 | \$5,610.00 | \$5,822.00 | \$1,828.00 |

* Cylinder not included.

**Listed finishes are for the Exit Device. Refer to catalog for available trims, trim finishes, device mixed finishes and how to order.

1. Handed: specify hand when ordering.
2. Contact factory for current lead time.

PED4600 Series – Mortise Device



T33 Pull Trim

| PED4600 Mortise – T33 Pull Trim | | | | | |
|---------------------------------|----------|------------------------------|--------------------------------|---|--------------|
| Exit Device/ Function | Trim | Description | Finish: 613E, 630, BSP, WSP | 605, 606, 611, 612, 613, 613L, 629 All Mixed Finishes** | Trim Only |
| PED4650T | T3301ET | Blank Plate with Screw Holes | \$4,190.00 | \$4,402.00 | \$408.00 |
| PED4610T | T3310ET | Passage | \$4,321.00 | \$4,533.00 | \$539.00 |
| PED4650T | T3350ET | Dummy | | | |
| PED4655T | T33M55ET | Classroom | | | |
| PED4657T | T33M57ET | Nightlatch | | | |



T34 Pull Trim

| PED4600 Mortise – T34 Pull Trim | | | | | |
|---------------------------------|----------|-------------|--------------------------------|---|--------------|
| Exit Device/ Function | Trim | Description | Finish: 613E, 630, BSP, WSP | 605, 606, 611, 612, 613, 613L, 629 All Mixed Finishes** | Trim Only |
| PED4610T | T3410ET | Passage | \$4,321.00 | \$4,533.00 | \$539.00 |
| PED4650T | T3450ET | Dummy | | | |
| PED4655T | T34M55ET | Classroom | | | |
| PED4657T | T34M57ET | Nightlatch | | | |



T35 Pull Trim

| PED4600 Mortise – T35 Pull Trim | | | | | |
|---------------------------------|----------|-------------|--------------------------------|---|--------------|
| Exit Device/ Function | Trim | Description | Finish: 613E, 630, BSP, WSP | 605, 606, 611, 612, 613, 613L, 629 All Mixed Finishes** | Trim Only |
| PED4610T | T3510ET | Passage | \$4,356.00 | \$4,568.00 | \$574.00 |
| PED4650T | T3550ET | Dummy | | | |
| PED4655T | T35M55ET | Classroom | | | |
| PED4657T | T35M57ET | Nightlatch | | | |



T36 Pull Trim

| PED4600 Mortise – T36 Pull Trim | | | | | |
|---------------------------------|----------|-------------|--------------------------------|---|--------------|
| Exit Device/ Function | Trim | Description | Finish: 613E, 630, BSP, WSP | 605, 606, 611, 612, 613, 613L, 629 All Mixed Finishes** | Trim Only |
| PED4610T | T3610ET | Passage | \$4,321.00 | \$4,533.00 | \$539.00 |
| PED4650T | T3650ET | Dummy | | | |
| PED4655T | T36M55ET | Classroom | | | |
| PED4657T | T36M57ET | Nightlatch | | | |



T37 Pull Trim

| PED4600 Mortise – T37 Pull Trim | | | | | |
|---------------------------------|----------|-------------|--------------------------------|---|--------------|
| Exit Device/ Function | Trim | Description | Finish: 613E, 630, BSP, WSP | 605, 606, 611, 612, 613, 613L, 629 All Mixed Finishes** | Trim Only |
| PED4610T | T3710ET | Passage | \$4,321.00 | \$4,533.00 | \$539.00 |
| PED4650T | T3750ET | Dummy | | | |
| PED4655T | T37M55ET | Classroom | | | |
| PED4657T | T37M57ET | Nightlatch | | | |

**Listed finishes are for the Exit Device. Refer to catalog for available trims, trim finishes, device mixed finishes and how to order.

PED4600 Series – Mortise Device Options

Electrified Options for Exit Devices


| Description | Specify | Add or Deduct |
|---|---------|---------------|
| Delayed Egress (Ex: PED4655 D) | D | Add \$2762.00 |
| Exit Alarm Device (cylinder is not included) | M61 | Add \$796.00 |
| Bolt Position Monitoring | M91 | Add \$371.00 |
| Touchbar Monitoring or Signaling/Request to Exit (REX) | M92 | Add \$365.00 |
| Double Touchbar Monitoring or Signaling/Request to Exit (REX) | M92 ERM | Add \$730.00 |
| Outside Trim Monitoring or Signaling ¹ | M93 | Add \$335.00 |
| Wire Routing (Trim) ⁴ | WR | Add \$74.00 |
| Motorized Electric Latch Retraction | MELR | Add \$1289.00 |
| Electric Dogging | M97 | Add \$671.00 |
| Manual Dogging with Electric Device (Order with MELR or M97) | M114 | No Charge |

Miscellaneous Options

| Description | Specify | Add or Deduct |
|---|---------|-------------------------|
| Fire Rated Exit Device (Ex: PED4655 A) | A | Add \$239.00 |
| 6 Lobe Head Screws (Torx) | M04 | Add \$64.00 per device |
| Milled Lever ³ | M21 | Add \$101.00 per device |
| Abrasive coat outside and inside (trim and device) ² | M23 | Add \$192.00 per device |
| Abrasive coat inside only (device side) | M24 | Add \$131.00 per device |
| Abrasive coat outside only (trim side) ² | M25 | Add \$61.00 per device |
| Dogging Indicator | M48 | Add \$100.00 per device |
| Photoluminescent Push | M49 | Add \$490.00 per device |
| Less dogging | M51 | No Charge |
| Cylinder dogging (less cylinder) | M52 | Add \$69.00 per device |
| Through Bolts | M54 | Add \$34.00 per device |
| Overlapping End Cap | M111 | No Charge |

1. M93 only available with PED4610, PED4645, PED46903, PED46905, PED46910 & PED46930.
2. Not available with Muséo levers.
3. M21 not available with PED4601, PED4610T, PED4650T, PED4655T & PED4657T.
4. WR option standard with PED46903, PED46905, PED46910 & PED46930. Otherwise only available with PED4610 & PED4645.

PED4800 Series – Concealed Vertical Rod Device



| PED4800 Concealed Vertical Rod – Device Only | | | Standard Levers & Muséo (Except Josef, Georges & Piet) | | | Muséo (Josef, Georges & Piet) | | |
|--|---------|-------------|---|---|--|----------------------------------|---|--|
| Exit Device/ Function | Trim | Description | 613E, 630, BSP, WSP | 605, 606, 611, 612, 613, 613L, 629 All Mixed Finishes** | | 613E, 630, BSP, WSP | 605, 606, 611, 612, 613, 613L, 629 All Mixed Finishes** | |
| PED4801 | No Trim | Dummy | \$4,059.00 | \$4,267.00 | | \$4,059.00 | \$4,267.00 | |

| PED4800 Concealed Vertical Rod – 900PT Wide Trim* | | | Standard Levers & Muséo (Except Josef, Georges & Piet) | | | Muséo (Josef, Georges & Piet) | | |
|---|--------------------|------------------------|---|---|--------------|----------------------------------|---|--------------|
| Exit Device/ Function | 900PT Wide Trim | Description | 613E, 630, BSP, WSP | 605, 606, 611, 612, 613, 613L, 629 All Mixed Finishes** | Trim Only | 613E, 630, BSP, WSP | 605, 606, 611, 612, 613, 613L, 629 All Mixed Finishes** | Trim Only |
| PED4810 | 9CV10PT | Passage | \$5,071.00 | \$5,279.00 | \$1,012.00 | \$5,404.00 | \$5,612.00 | \$1,345.00 |
| PED4840 | 9CV40PT | Dummy | | | | | | |
| PED4845 | 9CV45PT | Classroom | | | | | | |
| PED4849 | 9CV49PT | Storeroom | | | | | | |
| PED4850 | 9CV50PT | Dummy Freewheeling | | | | | | |
| PED4855 | 9CV55PT | Classroom Freewheeling | | | | | | |
| PED4859 | 9CV59PT | Storeroom Freewheeling | | | | | | |

| Electrically Controlled Trims | | | | | | | | |
|-------------------------------|----------|------------------------------|------------|------------|------------|------------|------------|------------|
| PED48910 | 9CV910PT | Fail Safe w/o Key Override | \$5,708.00 | \$5,916.00 | \$1,649.00 | \$5,987.00 | \$6,195.00 | \$1,928.00 |
| PED48930 | 9CV930PT | Fail Secure w/o Key Override | | | | | | |

| PED4800 Concealed Vertical Rod – 800PT Narrow Trim* | | | Standard Levers & Muséo (Except Josef, Georges & Piet) | | | Muséo (Josef, Georges & Piet) | | |
|---|----------------------|------------------------|---|---|--------------|----------------------------------|---|--------------|
| Exit Device/ Function | 800PT Narrow Trim | Description | 613E, 630, BSP, WSP | 605, 606, 611, 612, 613, 613L, 629 All Mixed Finishes** | Trim Only | 613E, 630, BSP, WSP | 605, 606, 611, 612, 613, 613L, 629 All Mixed Finishes** | Trim Only |
| PED4810 | 8CV10PT | Passage | \$4,971.00 | \$5,179.00 | \$912.00 | \$5,304.00 | \$5,512.00 | \$1,245.00 |
| PED4840 | 8CV40PT | Dummy | | | | | | |
| PED4845 | 8CV45PT | Classroom | | | | | | |
| PED4849 | 8CV49PT | Storeroom | | | | | | |
| PED4850 | 8CV50PT | Dummy Freewheeling | | | | | | |
| PED4855 | 8CV55PT | Classroom Freewheeling | | | | | | |
| PED4859 | 8CV59PT | Storeroom Freewheeling | | | | | | |

| Electrically Controlled Trims | | | | | | | | |
|-------------------------------|----------|------------------------------|------------|------------|------------|------------|------------|------------|
| PED48910 | 8CV910PT | Fail Safe w/o Key Override | \$5,608.00 | \$5,816.00 | \$1,549.00 | \$5,887.00 | \$6,095.00 | \$1,828.00 |
| PED48930 | 8CV930PT | Fail Secure w/o Key Override | | | | | | |

Notes: *Cylinder not included. **Refer to catalog for available trims, trim finishes, device mixed finishes and how to order.
 **Listed finishes are for the Exit Device. Refer to catalog for available trims, trim finishes, device mixed finishes and how to order.
 1. Handed: specify hand when ordering. 2. Contact factory for current lead time.

Exit Device Door Application (Required Selection)

| Description | Specify | Add or Deduct |
|---------------------------|---------|---------------|
| Aluminum Door Application | AD | No Charge |
| Metal Door Application | MD | No Charge |

PED4800 Series – Concealed Vertical Rod Device

Electrified Options for Exit Devices

| Description | Specify | Add or Deduct |
|---|---------|---------------|
| Delayed Egress (Ex: PED4855 D) | D | Add \$2762.00 |
| Exit Alarm Device (cylinder is not included) | M61 | Add \$796.00 |
| Bolt Position Monitoring | M91 | Add \$371.00 |
| Touchbar Monitoring or Signaling/Request to Exit (REX) | M92 | Add \$365.00 |
| Double Touchbar Monitoring or Signaling/Request to Exit (REX) | M92 ERM | Add \$730.00 |
| Outside Trim Monitoring or Signaling ¹ | M93 | Add \$335.00 |
| Wire Routing (Trim) ⁴ | WR | Add \$74.00 |
| Motorized Electric Latch Retraction | MELR | Add \$1289.00 |
| Electric Dogging | M97 | Add \$671.00 |
| Manual Dogging with Electric Device (Order with MELR or M97) | M114 | No Charge |

Miscellaneous Options

| Description | Specify | Add or Deduct |
|---|---------|-------------------------|
| Fire Rated Exit Device (Ex: PED4855 A) | A | Add \$239.00 |
| 6 Lobe Head Screws (Torx) | M04 | Add \$83.00 per device |
| Milled Lever ³ | M21 | Add \$101.00 per device |
| Abrasive coat outside and inside (trim and device) ² | M23 | Add \$192.00 per device |
| Abrasive coat inside only (device side) | M24 | Add \$131.00 per device |
| Abrasive coat outside only (trim side) ² | M25 | Add \$61.00 per device |
| Dogging Indicator | M48 | Add \$100.00 per device |
| Photoluminescent Push | M49 | Add \$490.00 per device |
| Less dogging | M51 | No Charge |
| Cylinder dogging (less cylinder) | M52 | Add \$69.00 per device |
| Through Bolts | M54 | Add \$34.00 per device |
| Less Bottom Rod | M55 | No Charge |
| Overlapping End Cap | M111 | No Charge |
| 5lb Pressure Release | 5CH | Add \$83.00 per device |

1. M93 only available with PED4810, PED4845, PED4849, PED48910 & PED48930.
2. Not available with Muséo levers.
3. M21 not available with PED4801, PED4850T.
4. WR option standard with PED48910 & PED48930. Otherwise only available with PED4810, PED4845 & PED4849.

| Cylinder Options* | | |
|--|--------------------|---------------------------|
| Description | Specify Quick Code | Add or Deduct |
| Conventional 6-pin | 6P* | Add \$125.00 per cylinder |
| Conventional 7-pin | 7P | Add \$127.00 per cylinder |
| LFIC | | |
| LFIC 6-pin | C6 | Add \$233.00 per cylinder |
| LFIC 6-pin less core | CL6 | Add \$125.00 per cylinder |
| LFIC 6-pin with temporary construction core (Red) | CT6R | Add \$233.00 per cylinder |
| LFIC 6-pin with temporary construction core (Blue) | CT6B | Add \$233.00 per cylinder |
| LFIC 6-pin with temporary construction core (Green) | CT6G | Add \$233.00 per cylinder |
| LFIC 6-pin with temporary disposable core | CT6D | Add \$125.00 per cylinder |
| LFIC 7-pin | C7 | Add \$237.00 per cylinder |
| LFIC 7-pin less core | CL7 | Add \$127.00 per cylinder |
| LFIC 7-pin with temporary construction core (Red) | CT7R | Add \$237.00 per cylinder |
| LFIC 7-pin with temporary construction core (Blue) | CT7B | Add \$237.00 per cylinder |
| LFIC 7-pin with temporary construction core (Green) | CT7G | Add \$237.00 per cylinder |
| LFIC 7-pin with temporary disposable core | CT7D | Add \$127.00 per cylinder |
| SFIC | | |
| SFIC 6-pin | C6S | Add \$222.00 per cylinder |
| SFIC 6-pin with temporary construction core (Blue) | CT6SB | Add \$222.00 per cylinder |
| SFIC 6-pin with SFIC disposable temporary core | CT6SD | Add \$125.00 per cylinder |
| SFIC 6-pin with Less Core | CLS6 | Add \$125.00 per cylinder |
| SFIC 7-pin | C7S | Add \$222.00 per cylinder |
| SFIC 7-pin with temporary construction core (Blue) | CT7SB | Add \$222.00 per cylinder |
| SFIC 7-pin with SFIC disposable temporary core | CT7SD | Add \$125.00 per cylinder |
| SFIC 7-pin with Less Core | CLS7 | Add \$125.00 per cylinder |
| Security | | |
| Security ³ | HS | Add \$289.00 per cylinder |
| Security LFIC ³ | CHS | Add \$393.00 per cylinder |
| Access 3 | | |
| Access 3 Patented | AP | Add \$125.00 per cylinder |
| Access 3 Security | AS | Add \$206.00 per cylinder |
| Access 3 High Security, UL 437 | AHS | Add \$240.00 per cylinder |
| Access 3 LFIC Patented | ACP | Add \$233.00 per cylinder |
| Access 3 LFIC Security | ACS | Add \$314.00 per cylinder |
| Access 3 LFIC High Security, UL 437 | ACHS | Add \$348.00 per cylinder |
| Pyramid | | |
| Pyramid Security fixed core | PS | Add \$212.00 per cylinder |
| Pyramid Security LFIC | PCS | Add \$313.00 per cylinder |
| Pyramid High Security fixed core | PHS | Add \$255.00 per cylinder |
| Pyramid High Security LFIC | PCHS | Add \$357.00 per cylinder |
| Pyramid LFIC with temporary construction core ³ | CTP | Add \$233.00 per cylinder |
| Pyramid LFIC with temporary disposable core ³ | CTPD | Add \$125.00 per cylinder |
| Pyramid LFIC less core | CLP | Add \$125.00 per cylinder |

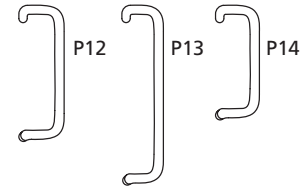
*For key bows other than 10 and 90, specify "KB" + bow number as Quick Code, e.g. KB12.

Notes:

1. CMK Construction master keying charge is in addition to master keying charge.
2. CMK Construction master keying is not available in interchangeable core, Access 3, Pyramid, or Security series.
3. VKC2, VKC3, CKC3 are not available in Pyramid or Security series.

| Cylinder Options (continued) & Keying Options* | | |
|--|--------------------|--------------------------------|
| Description | Specify Quick Code | Add or Deduct |
| Keying and Keys | | |
| 0-bitted with 2 Blank Keys | (standard) | No Charge |
| Keyed Random | KR | |
| Construction Master Keyed ² | CMK | Add \$16.00 per cylinder |
| More than 2 Keys | KY# (e.g., KY6) | See page 33 - Cut Keys Section |
| Master Keying | | |
| Master keyed (all cylinders except CR8000, CR8020, CR8027, CR8200, CR8500, CR8600, CR8700) | MK | Add \$16.00 per cylinder |
| Master keyed Pyramid (except CR8020, CR8027 LFIC cores) | MK | |
| Master keyed Security (including LFIC cylinder and core) | MK | |
| Master keyed Access 3 (except CR8500, CR8600, CR8700 LFIC cores) | MK | |
| Master keyed (CR8000, CR8020, CR8027, CR8200, CR8500, CR8600, CR8700) | MK-IC | No Charge |
| Master keyed to customer bittings or sample key | MK-CB | Add \$16.00 per cylinder |
| Visual Key Control (VKC) | | |
| No biting or keyset stamping on keys | VKC0 | \$4.50 |
| Keys only | VKC1 | No Charge |
| Cylinders and keys (not for AS, AHS, ACS, ACHS, HS, CHS, PHS or PCHS) | VKC2 | \$8.00 |
| Cylinders only (not for AS, AHS, HS, ACS, ACHS, CHS, PHS or PCHS) | VKC3 | |
| Concealed Key Control (CKC) | | |
| CKC cylinders with VKC keys | CKC2 | \$8.00 |
| CKC cylinders only (not for AS, AHS, ACS, ACHS, PHS, PCHS) | CKC3 | |
| <p>*Optional dogging cylinder will be furnished with the same mechanism and keyed alike with the trim cylinder, unless otherwise specified. If different keying or cylinder type is required, specify outside (trim) first, then inside (dogging) cylinder.</p> <p>**6P cylinder option is supplied in 6-pin, L4 keyway, 0-bitted with two nickel silver keys.</p> <p>*For key bows other than 10 and 90, specify "KB" + bow number as Quick Code, e.g. KB12.</p> <p>Notes:</p> <ol style="list-style-type: none"> 1. CMK Construction master keying charge is in addition to master keying charge. 2. CMK Construction master keying is not available in interchangeable core, Access 3, Pyramid, or Security series. 3. VKC2, VKC3, CKC3 are not available in Pyramid or Security series. | | |

| Offset Pull Trim: P12, P13, P14 | | |
|---------------------------------|------------------|---|
| Offset Pull Trim | Part Number | Finish: 605, 606, 611, 612, 613, 613E, 618, 619, 625, 626, 629, 630, 722, BSP |
| P12 | 716F50M X Finish | \$413.00 |
| P13 | 716F51M X Finish | \$503.00 |
| P14 | 716F52M X Finish | \$354.00 |



| Key Only Trim: K1 | | |
|--|-----------------------------|---|
| Note: Available with cylinder option only. Example K157ET x 6P. Cylinder option pricing applies. | | |
| Aux Items | Compatible Device Functions | Finish: 605, 606, 611, 612, 613, 618, 619, 625, 626, 629, 630, BSP, WSP |
| K157ET | PED4247, PED4257 & PED4257T | \$84.00 |
| K1M57ET | PED4647 & PED4657 | |



| Auxiliary Outside Controls | | | |
|----------------------------|-------------|-------------------------------|---|
| Aux Items | Description | Compatible Device Functions | Finish: 605, 606, 611, 612, 613, 618, 619, 625, 626, 629, 630, BSP, WSP |
| PED155 | Classroom | PED48910, PED48930 & PED4850T | \$1,037.00 |
| PED159 | Storeroom | | |



| Door Height Options – ED4800 Exit Devices | | |
|---|----------------|------------------------|
| Door Height | Specify | Add or Deduct |
| 6'0" - 8'11-3/4" | H0600 - H08113 | No Charge |
| 9'0" - 10'0" | H0900 - H1000 | Add \$83.00 per device |

*Exact door height required. Reference catalog for more information.

| Above Finished Floor Options – PED4800 Exit Devices | | |
|---|--------------------|---------------|
| Door Height | Specify | Add or Deduct |
| 35" - 39-1/2" | AFF035 to AFF0394 | No Charge |
| 39-5/8" (Standard) | AFF0395 (Standard) | |
| 39-3/4" - 48" | AFF0396 to AFF048 | |

*Exact above finished floor required. Reference catalog for more information.

| Door Width Options | | |
|--------------------|-----------------|---------------|
| Door Width | Specify | Add or Deduct |
| 24" to 32" | W032 | No Charge |
| 32-1/2" to 36" | W036 (Standard) | |
| 36-1/2" to 42" | W042 | |
| 42-1/2" to 48" | W048 | |

*Exact Door Width required. Reference catalog for more information.

| Door Thickness Options | | |
|------------------------|-----------------|---------------|
| Door Thickness | Specify | Add or Deduct |
| 1-3/4" | D134 (Standard) | No Charge |
| 2" | D200 | |
| 2-1/4" | D214 | |

Active Dogging Indicator Options

| Description | Option | List Price |
|--|--------|------------|
| Single Indicator Inside – Unlocked/Locked – Green/Red | V01 | \$354.00 |
| Single Indicator Inside – Icons Only – Green/Red | V03 | \$354.00 |
| Single Indicator Inside – Unlocked/Locked – White/Red | V04 | \$354.00 |
| Single Indicator Inside – Icons Only – White/Red | V06 | \$354.00 |
| Inside Engraving with “Lock” and Directional Arrow (only 605,606,629,630 finishes) | EMD | \$55.00 |
| French Indicator Option Codes | | |
| Description | Option | List Price |
| Single Indicator Inside – Ouvert/Fermé – Green/Red | V01F | \$354.00 |

Ordering Examples:

Hex Dogging with Active Indicator:

| Device Type | Function | Options | Hand | Finish | Door Width |
|-------------|----------|---------|------|--------|------------|
| PED52 | 47 | V01 | RHR | 630 | W036 |

Cylinder Dogging with Active Indicator (less cylinder):

| Device Type | Function | Options | Hand | Finish | Door Width |
|-------------|----------|-----------|------|--------|------------|
| PED52 | 47 | V01 x M52 | RHR | 630 | W036 |

Thumb Turn Dogging with Active Indicator:

| Device Type/ Cylinder | Function | Options | Hand | Finish | Door Width | Cylinder |
|--------------------------|----------|-----------|------|--------|------------|----------|
| PED52 | 47 | V01 x M52 | RHR | 630 | W036 | LC |
| CR1300-118-A07 | | | | 630 | | |

Notes:

- Handing must be specified.
- M52 Cylinder dogging (less cylinder) list add applies.
- Thumb Turn Mortise Cylinder CR1300 must be ordered separately. Exit Device must be ordered with M52 Cylinder Dogging and LC – Less Cylinder to be compatible with Thumb Turn Mortise Cylinder.
- Not available with A, MELR, D, M97, M61, M23, M24 and M25.
- For more information, please reference the Corbin Russwin PED4000/PED5000 Catalogs.

PED4000 Motorized Electric Latch Retraction Retrofit Kit

Kit Includes: Carrier Assembly (includes motor assembly and controller) and dogging slope plug for hex key devices.

| Kit# | Rail Size | Stile | List Price | Available Options | | | | |
|-------|-----------|------------------------|------------|-------------------|--------------|--------------|--------------|-----------|
| | | | | M91 | M92 | M92 ERM | M93 | 5CH |
| PMELR | 32" | Narrow (N) Wide (W) | \$2,300.00 | Add \$371.00 | Add \$365.00 | Add \$730.00 | Add \$335.00 | No Charge |
| | 36" | | | | | | | |
| | 42" | | | | | | | |
| | 48" | | | | | | | |

Standard Features

Handing

Devices are field reversible; specify hand.
Lever trims are handed; specify hand.

Note: Specify hand for all double cylinder exit devices

Door Thickness

1-3/4"

Door Width

36"

Projection

Standard 2.88"; 1.96" dogged
DEED 3.375"; 2.688" dogged

Trim

900PT Wide Trim
800PT Narrow Trim



**900PT
Wide Trim**



**800PT
Narrow Trim**

RIM

PED5200 Panic
PED5200 A* 3 Hour Fire Rated



Vertical Rod

PED5400 Panic
PED5400 A* 3 Hour Fire Rated



Mortise

PED5600 Panic
PED5600 A* 3 Hour Fire Rated



Concealed Vertical Rod

PED5800 Panic
PED5800 A* 3 Hour Fire Rated



* See Options pages for Fire Rated pricing.

| Product | Minimum Stile | |
|---------|-----------------------|-----------|
| | Narrow Trim | Wide Trim |
| PED5200 | 4-1/2" | 4-1/2" |
| PED5400 | 4-1/2" | 4-1/2" |
| | (3-1/2" without trim) | |
| PED5600 | 4-1/2" | 4-1/2" |
| PED5800 | 4-1/2" | 4-1/2" |
| | (3-1/2" without trim) | |

PED5000 Exit Device Mixed Finishes

| Mixed Finish Code | Rail Mount, Chassis Cover, End Cap, Dogging Scalp, Insert | Pushbar |
|-------------------|---|-------------------------------|
| 613606 | Oxidized bronze, oil rubbed | Satin brass, clear coated |
| 630BSP | Satin stainless steel | Black suede powder coat |
| 630ERD* | Satin stainless steel | Red powder coat |
| BSP606 | Black suede powder coat | Satin brass, clear coated |
| BSP611 | Black suede powder coat | Polished bronze, clear coated |
| BSP630 | Black suede powder coat | Satin stainless steel |
| BSPERD* | Black suede powder coat | Red powder coat |
| WSPBSP | White suede powder coat | Black suede powder coat |

* Available with M61 only.

Ordering Example
Exit Device Only

| Quantity | Exit Device/ Function | Misc. Options | Finish | Door Thickness | Hand |
|----------|--------------------------|------------------|--------|-------------------|------|
| 20 | PED5210 | M51-M54 | 606 | D134 | RHR |

Removable Mullions

| Quantity | Mullion | Finish | Misc. Options |
|----------|---------|--------|---------------|
| 12 | CR972 | 695 | M57 |

Exit Device with Trim

| Quantity | Exit Device/ Function | Misc. Options | Lever/Trim Function | Finish | Hand | Door Type | Door Thickness | Door Width | Door Height |
|----------|--------------------------|------------------|------------------------|--------|------|--------------|-------------------|---------------|----------------|
| 10 | PED5855 | M51-M54 | N9CV55PT | 605 | LHR | AD | D200 | W048 | H0706 |

Note: Any device is available with narrow and wide trims.

Trim Only

| Quantity | Lever/Trim/ Function | Finish | Hand | Door Thickness |
|----------|-------------------------|--------|------|----------------|
| 24 | N855PT | 625 | RHR | D214 |
| 24 | N955PT | 625 | RHR | D214 |


Contract/Detailed Order – Rim Exit Device with Trim

| Quantity | Keyset | Exit Device | Misc. Options | Lever/Trim Function | Finish | Hand | Door Width | Optional Cylinder |
|----------|--------|-------------|------------------|------------------------|--------|------|---------------|----------------------|
| 36 | AA1 | PED5255 | M52-M54 | C955PT | 626 | LHR | W048 | 7P |

Exit Device with Trim

| Quantity | Exit Device/ Function | Options | Lever/Trim/ Function | Finish | Hand | Door Type | Door Thickness | Door Width | Door Height |
|----------|--------------------------|---------|-------------------------|--------|------|--------------|-------------------|---------------|----------------|
| 10 | PED5855 | A | N9CV55PT | 605 | LHR | AD | D200 | W048 | H0706 |

PED5200 Series – Rim Device



| PED5200 Rim – Device Only | | | Standard Levers & Muséo (Except Josef, Georges & Piet) | | Muséo (Josef, Georges & Piet) | | |
|---------------------------|---------|-------------|---|---|----------------------------------|------------------------|---|
| Exit Device/ Function | Trim | Description | 613E, 630, BSP, WSP | 605, 606, 611, 612, 613, 613L, 629 All Mixed Finishes** | | 613E, 630, BSP, WSP | 605, 606, 611, 612, 613, 613L, 629 All Mixed Finishes** |
| PED5201 | No Trim | Dummy | \$2,407.00 | \$2,555.00 | | \$2,407.00 | \$2,555.00 |

| PED5200 Rim – 900PT Wide Trim* | | | Standard Levers & Muséo (Except Josef, Georges & Piet) | | | Muséo (Josef, Georges & Piet) | | |
|--------------------------------|--------------------|-------------------------|---|---|--------------|----------------------------------|---|--------------|
| Exit Device/ Function | 900PT Wide Trim | Description | 613E, 630, BSP, WSP | 605, 606, 611, 612, 613, 613L, 629 All Mixed Finishes** | Trim Only | 613E, 630, BSP, WSP | 605, 606, 611, 612, 613, 613L, 629 All Mixed Finishes** | Trim Only |
| PED5210 | 910PT | Passage | \$3,419.00 | \$3,567.00 | \$1,012.00 | \$3,752.00 | \$3,900.00 | \$1,345.00 |
| PED5240 | 940PT | Dummy | | | | | | |
| PED5242 | 942PT | Classroom Security | | | | | | |
| PED5245 | 945PT | Classroom | | | | | | |
| PED5247 | 947PT | Nightlatch | | | | | | |
| PED5249 | 949PT | Storeroom | | | | | | |
| PED5250 | 950PT | Dummy Freewheeling | | | | | | |
| PED5255 | 955PT | Classroom Freewheeling | | | | | | |
| PED5257 | 957PT | Nightlatch Freewheeling | | | | | | |
| PED5259 | 959PT | Storeroom Freewheeling | | | | | | |

| Electrically Controlled Trims | | | | | | | | |
|-------------------------------|--------|------------------------------|------------|------------|------------|------------|------------|------------|
| PED52903 | 9903PT | Fail Safe w/ Key Override | \$4,302.00 | \$4,450.00 | \$1,895.00 | \$4,567.00 | \$4,715.00 | \$2,160.00 |
| PED52905 | 9905PT | Fail Secure w/ Key Override | | | | | | |
| PED52910 | 9910PT | Fail Safe w/o Key Override | \$4,056.00 | \$4,204.00 | \$1,649.00 | \$4,335.00 | \$4,483.00 | \$1,928.00 |
| PED52930 | 9930PT | Fail Secure w/o Key Override | | | | | | |

| PED5200 Rim – 800PT Narrow Trim* | | | Standard Levers & Muséo (Except Josef, Georges & Piet) | | | Muséo (Josef, Georges & Piet) | | |
|----------------------------------|----------------------|-------------------------|---|---|--------------|----------------------------------|---|--------------|
| Exit Device/ Function | 800PT Narrow Trim | Description | 613E, 630, BSP, WSP | 605, 606, 611, 612, 613, 613L, 629 All Mixed Finishes** | Trim Only | 613E, 630, BSP, WSP | 605, 606, 611, 612, 613, 613L, 629 All Mixed Finishes** | Trim Only |
| PED5210 | 810PT | Passage | \$3,319.00 | \$3,467.00 | \$912.00 | \$3,652.00 | \$3,800.00 | \$1,245.00 |
| PED5240 | 840PT | Dummy | | | | | | |
| PED5242 | 842PT | Classroom Security | | | | | | |
| PED5245 | 845PT | Classroom | | | | | | |
| PED5247 | 847PT | Nightlatch | | | | | | |
| PED5249 | 849PT | Storeroom | | | | | | |
| PED5250 | 850PT | Dummy Freewheeling | | | | | | |
| PED5255 | 855PT | Classroom Freewheeling | | | | | | |
| PED5257 | 857PT | Nightlatch Freewheeling | | | | | | |
| PED5259 | 859PT | Storeroom Freewheeling | | | | | | |

| Electrically Controlled Trims | | | | | | | | |
|-------------------------------|--------|------------------------------|------------|------------|------------|------------|------------|------------|
| PED52903 | 8903PT | Fail Safe w/ Key Override | \$4,202.00 | \$4,350.00 | \$1,795.00 | \$4,467.00 | \$4,615.00 | \$2,060.00 |
| PED52905 | 8905PT | Fail Secure w/ Key Override | | | | | | |
| PED52910 | 8910PT | Fail Safe w/o Key Override | \$3,956.00 | \$4,104.00 | \$1,549.00 | \$4,235.00 | \$4,383.00 | \$1,828.00 |
| PED52930 | 8930PT | Fail Secure w/o Key Override | | | | | | |

* Cylinder not included.
 **Listed finishes are for the Exit Device. Refer to catalog for available trims, trim finishes, device mixed finishes and how to order.
 1. Handed: specify hand when ordering.
 2. Contact factory for current lead time.

PED5200 Series – Rim Device



T33 Pull Trim

| PED5200 Rim – T33 Pull Trim | | | | | |
|-----------------------------|---------|------------------------------|--------------------------------|---|--------------|
| Exit Device/ Function | Trim | Description | Finish: 613E, 630, BSP, WSP | 605, 606, 611, 612, 613, 613L, 629 All Mixed Finishes** | Trim Only |
| PED5250T | T3301ET | Blank Plate with Screw Holes | \$2,815.00 | \$2,963.00 | \$408.00 |
| PED5210T | T3310ET | Passage | \$2,946.00 | \$3,094.00 | \$539.00 |
| PED5242T | T3355ET | Classroom Security | | | |
| PED5250T | T3350ET | Dummy | | | |
| PED5255T | T3355ET | Classroom | | | |
| PED5257T | T3357ET | Nightlatch | | | |



T34 Pull Trim

| PED5200 Rim – T34 Pull Trim | | | | | |
|-----------------------------|---------|--------------------|--------------------------------|---|--------------|
| Exit Device/ Function | Trim | Description | Finish: 613E, 630, BSP, WSP | 605, 606, 611, 612, 613, 613L, 629 All Mixed Finishes** | Trim Only |
| PED5210T | T3410ET | Passage | \$2,946.00 | \$3,094.00 | \$539.00 |
| PED5242T | T3455ET | Classroom Security | | | |
| PED5250T | T3450ET | Dummy | | | |
| PED5255T | T3455ET | Classroom | | | |
| PED5257T | T3457ET | Nightlatch | | | |



T35 Pull Trim

| PED5200 Rim – T35 Pull Trim | | | | | |
|-----------------------------|---------|--------------------|--------------------------------|---|--------------|
| Exit Device/ Function | Trim | Description | Finish: 613E, 630, BSP, WSP | 605, 606, 611, 612, 613, 613L, 629 All Mixed Finishes** | Trim Only |
| PED5210T | T3510ET | Passage | \$2,981.00 | \$3,129.00 | \$574.00 |
| PED5242T | T3555ET | Classroom Security | | | |
| PED5250T | T3550ET | Dummy | | | |
| PED5255T | T3555ET | Classroom | | | |
| PED5257T | T3557ET | Nightlatch | | | |



T36 Pull Trim

| PED5200 Rim – T36 Pull Trim | | | | | |
|-----------------------------|---------|--------------------|--------------------------------|---|--------------|
| Exit Device/ Function | Trim | Description | Finish: 613E, 630, BSP, WSP | 605, 606, 611, 612, 613, 613L, 629 All Mixed Finishes** | Trim Only |
| PED5210T | T3610ET | Passage | \$2,946.00 | \$3,094.00 | \$539.00 |
| PED5242T | T3655ET | Classroom Security | | | |
| PED5250T | T3650ET | Dummy | | | |
| PED5255T | T3655ET | Classroom | | | |
| PED5257T | T3657ET | Nightlatch | | | |



T37 Pull Trim

| PED5200 Rim – T37 Pull Trim | | | | | |
|-----------------------------|---------|--------------------|--------------------------------|---|--------------|
| Exit Device/ Function | Trim | Description | Finish: 613E, 630, BSP, WSP | 605, 606, 611, 612, 613, 613L, 629 All Mixed Finishes** | Trim Only |
| PED5210T | T3710ET | Passage | \$2,946.00 | \$3,094.00 | \$539.00 |
| PED5242T | T3755ET | Classroom Security | | | |
| PED5250T | T3750ET | Dummy | | | |
| PED5255T | T3755ET | Classroom | | | |
| PED5257T | T3757ET | Nightlatch | | | |

**Listed finishes are for the Exit Device. Refer to catalog for available trims, trim finishes, device mixed finishes and how to order.

PED5200 Series – Rim Device Options

Electrified Options for Exit Devices


| Description | Specify | Add or Deduct |
|--|----------|---------------|
| Delayed Egress (Ex: PED5255 D) | D | Add \$2762.00 |
| Exit Alarm Device (cylinder is not included) | M61 | Add \$796.00 |
| Bolt Position Monitoring | M91 | Add \$371.00 |
| Touchbar Monitoring or Signaling/Request to Exit (REX) | M92 | Add \$365.00 |
| Double Touchbar Monitoring or Signaling/Request to Exit (REX) | M92 ERM | Add \$730.00 |
| Outside Trim Monitoring or Signaling ¹ | M93 | Add \$335.00 |
| Weather Resistant Bolt Position Monitoring ⁶ | WM91 | Add \$550.00 |
| Weather Resistant Touchbar Monitoring or Signaling/Request to Exit (REX) ⁶ | WM92 | Add \$525.00 |
| Weather Resistant Double Touchbar Monitoring or Signaling/Request to Exit (REX) ⁶ | WM92 ERM | Add \$1050.00 |
| Weather Resistant Outside Trim Monitoring or Signaling ⁶ | WM93 | Add \$500.00 |
| Motorized Electric Latch Retraction | MELR | Add \$1289.00 |
| Electric Dogging | M97 | Add \$671.00 |
| Manual Dogging with Electric Device | M114 | No Charge |
| Wire Routing (Trim) ⁵ | WR | Add \$74.00 |

Miscellaneous Options

| Description | Specify | Add or Deduct |
|---|---------------|-------------------------|
| Fire Rated Exit Device (Ex: PED5255 A) | A | Add \$239.00 |
| Guarded Latch | GL | Add \$43.00 per device |
| 6 Lobe Head Screws (Torx) | M04 | Add \$68.00 per device |
| Milled Lever ³ | M21 | Add \$101.00 per device |
| Abrasive coat outside and inside (trim and device) ² | M23 | Add \$192.00 per device |
| Abrasive coat inside only (device side) | M24 | Add \$131.00 per device |
| Abrasive coat outside only (trim side) ² | M25 | Add \$61.00 per device |
| Visual Status Indicators (available with PED5242 & PED5242T only) | M47 | Add \$479.00 per device |
| Dogging Indicator | M48 | Add \$100.00 per device |
| Photoluminescent Push | M49 | Add \$490.00 per device |
| Less dogging | M51 | No Charge |
| Cylinder dogging (less cylinder) | M52 | Add \$69.00 per device |
| Through Bolts | M54 | Add \$29.00 per device |
| Hurricane Code ⁴ | HC | Add \$104.00 per device |
| Windstorm Certified ⁴ | M107 | No Charge |
| Overlapping End Cap | M111 | No Charge |
| Weep Holes | WH | Add \$200.00 |
| 5lb Pressure Release | 5CH | Add \$38.00 per device |
| Clear Lacquer Coat for 626 or 630 Finish ⁶ | 626LF / 630LF | Add \$303.00 |

1. M93 only available with PED5210, PED5242, PED5245, PED5249, PED52903, PED52905, PED52910 & PED52930.
2. Not available with Muséo levers.
3. M21 not available with PED5201, PED5210T, PED5242T, PED5250T, PED5255T & PED5257T.
4. HC & M107 not available with PED5242, PED5210T, PED5242T & PED5255T.
5. WR option standard with PED52903, PED52905, PED52910 & PED52930. Otherwise only available with PED5210, PED5242 & PED5245.
6. When WM91, WM92, WM92 ERM and/or WM93 are ordered with 626 or 630 finish, Clear Lacquer Coat is required (626LF or 630LF). List add applies.

PED5400 Series – Surface Vertical Rod Device



| PED5400 Surface Vertical Rod – Device Only | | | Standard Levers & Muséo (Except Josef, Georges & Piet) | | | Muséo (Josef, Georges & Piet) | | |
|--|---------|-------------|---|---|--|----------------------------------|---|--|
| Exit Device/ Function | Trim | Description | 613E, 630, BSP, WSP | 605, 606, 611, 612, 613, 613L, 629 All Mixed Finishes** | | 613E, 630, BSP, WSP | 605, 606, 611, 612, 613, 613L, 629 All Mixed Finishes** | |
| PED5401 | No Trim | Dummy | \$3,388.00 | \$3,620.00 | | \$3,388.00 | \$3,620.00 | |

| PED5400 Surface Vertical Rod – 900PT Wide Trim* | | | Standard Levers & Muséo (Except Josef, Georges & Piet) | | | Muséo (Josef, Georges & Piet) | | |
|---|--------------------|------------------------|---|---|--------------|----------------------------------|---|--------------|
| Exit Device/ Function | 900PT Wide Trim | Description | 613E, 630, BSP, WSP | 605, 606, 611, 612, 613, 613L, 629 All Mixed Finishes** | Trim Only | 613E, 630, BSP, WSP | 605, 606, 611, 612, 613, 613L, 629 All Mixed Finishes** | Trim Only |
| PED5410 | 9M10PT | Passage | \$4,400.00 | \$4,632.00 | \$1,012.00 | \$4,733.00 | \$4,965.00 | \$1,345.00 |
| PED5440 | 9M40PT | Dummy | | | | | | |
| PED5445 | 9M45PT | Classroom | | | | | | |
| PED5449 | 9M49PT | Storeroom | | | | | | |
| PED5450 | 9M50PT | Dummy Freewheeling | | | | | | |
| PED5455 | 9M55PT | Classroom Freewheeling | | | | | | |
| PED5459 | 9M59PT | Storeroom Freewheeling | | | | | | |

| Electrically Controlled Trims | | | | | | | | |
|-------------------------------|---------|------------------------------|------------|------------|------------|------------|------------|------------|
| PED54910 | 9M910PT | Fail Safe w/o Key Override | \$5,037.00 | \$5,269.00 | \$1,649.00 | \$5,316.00 | \$5,548.00 | \$1,928.00 |
| PED54930 | 9M930PT | Fail Secure w/o Key Override | | | | | | |

| PED5400 Surface Vertical Rod – 800PT Narrow Trim* | | | Standard Levers & Muséo (Except Josef, Georges & Piet) | | | Muséo (Josef, Georges & Piet) | | |
|---|----------------------|------------------------|---|---|--------------|----------------------------------|---|--------------|
| Exit Device/ Function | 800PT Narrow Trim | Description | 613E, 630, BSP, WSP | 605, 606, 611, 612, 613, 613L, 629 All Mixed Finishes** | Trim Only | 613E, 630, BSP, WSP | 605, 606, 611, 612, 613, 613L, 629 All Mixed Finishes** | Trim Only |
| PED5410 | 8M10PT | Passage | \$4,300.00 | \$4,532.00 | \$912.00 | \$4,633.00 | \$4,865.00 | \$1,245.00 |
| PED5440 | 8M40PT | Dummy | | | | | | |
| PED5445 | 8M45PT | Classroom | | | | | | |
| PED5449 | 8M49PT | Storeroom | | | | | | |
| PED5450 | 8M50PT | Dummy Freewheeling | | | | | | |
| PED5455 | 8M55PT | Classroom Freewheeling | | | | | | |
| PED5459 | 8M59PT | Storeroom Freewheeling | | | | | | |

| Electrically Controlled Trims | | | | | | | | |
|-------------------------------|---------|------------------------------|------------|------------|------------|------------|------------|------------|
| PED54910 | 8M910PT | Fail Safe w/o Key Override | \$4,937.00 | \$5,169.00 | \$1,549.00 | \$5,216.00 | \$5,448.00 | \$1,828.00 |
| PED54930 | 8M930PT | Fail Secure w/o Key Override | | | | | | |

* Cylinder not included.

**Listed finishes are for the Exit Device. Refer to catalog for available trims, trim finishes, device mixed finishes and how to order.

1. Handed: specify hand when ordering.
2. Contact factory for current lead time.

PED5400 Series – Surface Vertical Rod Device

T33 Pull Trim

| PED5400 Surface Vertical Rod – T33 Pull Trim | | | | | |
|---|----------|------------------------------|--------------------------------|---|--------------|
| Exit Device/ Function | Trim | Description | Finish: 613E, 630, BSP, WSP | 605, 606, 611, 612, 613, 613L, 629 All Mixed Finishes** | Trim Only |
| PED5450T | T3301ET | Blank Plate with Screw Holes | \$3,796.00 | \$4,028.00 | \$408.00 |
| PED5410T | T3310ET | Passage | \$3,927.00 | \$4,159.00 | \$539.00 |
| PED5450T | T3350ET | Dummy | | | |
| PED5455T | T33M55ET | Classroom | | | |
| PED5459T | T33M55ET | Storeroom | | | |


T34 Pull Trim

| PED5400 Surface Vertical Rod – T34 Pull Trim | | | | | |
|---|----------|-------------|--------------------------------|---|--------------|
| Exit Device/ Function | Trim | Description | Finish: 613E, 630, BSP, WSP | 605, 606, 611, 612, 613, 613L, 629 All Mixed Finishes** | Trim Only |
| PED5410T | T3410ET | Passage | \$3,927.00 | \$4,159.00 | \$539.00 |
| PED5450T | T3450ET | Dummy | | | |
| PED5455T | T34M55ET | Classroom | | | |
| PED5459T | T34M55ET | Storeroom | | | |


T35 Pull Trim

| PED5400 Surface Vertical Rod – T35 Pull Trim | | | | | |
|---|----------|-------------|--------------------------------|---|--------------|
| Exit Device/ Function | Trim | Description | Finish: 613E, 630, BSP, WSP | 605, 606, 611, 612, 613, 613L, 629 All Mixed Finishes** | Trim Only |
| PED5410T | T3510ET | Passage | \$3,962.00 | \$4,194.00 | \$574.00 |
| PED5450T | T3550ET | Dummy | | | |
| PED5455T | T35M55ET | Classroom | | | |
| PED5459T | T35M55ET | Storeroom | | | |


T36 Pull Trim

| PED5400 Surface Vertical Rod – T36 Pull Trim | | | | | |
|---|----------|-------------|--------------------------------|---|--------------|
| Exit Device/ Function | Trim | Description | Finish: 613E, 630, BSP, WSP | 605, 606, 611, 612, 613, 613L, 629 All Mixed Finishes** | Trim Only |
| PED5410T | T3610ET | Passage | \$3,927.00 | \$4,159.00 | \$539.00 |
| PED5450T | T3650ET | Dummy | | | |
| PED5455T | T36M55ET | Classroom | | | |
| PED5459T | T36M55ET | Storeroom | | | |


T37 Pull Trim

| PED5400 Surface Vertical Rod – T37 Pull Trim | | | | | |
|---|----------|-------------|--------------------------------|---|--------------|
| Exit Device/ Function | Trim | Description | Finish: 613E, 630, BSP, WSP | 605, 606, 611, 612, 613, 613L, 629 All Mixed Finishes** | Trim Only |
| PED5410T | T3710ET | Passage | \$3,927.00 | \$4,159.00 | \$539.00 |
| PED5450T | T3750ET | Dummy | | | |
| PED5455T | T37M55ET | Classroom | | | |
| PED5459T | T37M55ET | Storeroom | | | |

**Listed finishes are for the Exit Device. Refer to catalog for available trims, trim finishes, device mixed finishes and how to order.

PED5400 Series – Surface Vertical Rod Device Options

Electrified Options for Exit Devices


| Description | Specify | Add or Deduct |
|---|---------|---------------|
| Delayed Egress (Ex: PED5455 D) | D | Add \$2762.00 |
| Exit Alarm Device (cylinder is not included) | M61 | Add \$796.00 |
| Bolt Position Monitoring | M91 | Add \$371.00 |
| Touchbar Monitoring or Signaling/Request to Exit (REX) | M92 | Add \$365.00 |
| Double Touchbar Monitoring or Signaling/Request to Exit (REX) | M92 ERM | Add \$730.00 |
| Outside Trim Monitoring or Signaling ¹ | M93 | Add \$335.00 |
| Wire Routing (Trim) ⁶ | WR | Add \$74.00 |
| Motorized Electric Latch Retraction | MELR | Add \$1289.00 |
| Electric Dogging | M97 | Add \$671.00 |
| Manual Dogging with Electric Device (Order with MELR) | M114 | No Charge |

Miscellaneous Options

| Description | Specify | Add or Deduct |
|---|---------|-------------------------|
| Fire Rated Exit Device (Ex: PED5455 A) | A | Add \$239.00 |
| Sliding Bolt Bottom Case | M03 | No Charge |
| 6 Lobe Head Screws (Torx) | M04 | Add \$125.00 per device |
| Milled Lever ³ | M21 | Add \$101.00 per device |
| Abrasive coat outside and inside (trim and device) ² | M23 | Add \$192.00 per device |
| Abrasive coat inside only (device side) | M24 | Add \$131.00 per device |
| Abrasive coat outside only (trim side) ² | M25 | Add \$61.00 per device |
| Dogging Indicator | M48 | Add \$100.00 per device |
| Photoluminescent Push | M49 | Add \$490.00 per device |
| Less dogging | M51 | No Charge |
| Cylinder dogging (less cylinder) | M52 | Add \$69.00 per device |
| Through Bolts | M54 | Add \$94.00 per device |
| Less Bottom Bolt & Rod ⁵ | M55 | No Charge |
| Hurricane Code ^{4,7} | HC | Add \$170.00 per device |
| Hurricane Resistant ^{4,7} | HC4 | Add \$322.00 per device |
| Overlapping End Cap | M111 | No Charge |
| 5lb Pressure Release | 5CH | Add \$52.00 per device |

1. M93 only available with PED5410, PED5445, PED5449, PED54910 & PED54930.
2. Not available with Muséo levers.
3. M21 not available with PED5401, PED5410T, PED5450T, PED5455T & PED5459T.
4. HC, HC4 not available with PED5410T, PED5450T, PED5455T & PED5459T.
5. HC, HC4 & M55 not compatible with options D & M03.
6. WR option standard with PED54910 & PED54930. Otherwise only available with PED5410, PED5445 & PED5449.
7. HC & HC4 not compatible with M55.

PED5400 FE Series – Surface Vertical Rod Device



| PED5400 FE Surface Vertical Rod – Device Only | | | Standard Levers & Muséo (Except Josef, Georges & Piet) | | | Muséo (Josef, Georges & Piet) | | |
|---|---------|-------------|---|--|--|----------------------------------|---|--|
| Exit Device/ Function | Trim | Description | 613E, 630, BSP, WSP | 605, 606, 611, 612, 613, 613L, 629 All Mixed Finishes** | | 613E, 630, BSP, WSP | 605, 606, 611, 612, 613, 613L, 629, All Mixed Finishes** | |
| PED5401 FE | No Trim | Dummy | \$4,628.00 | \$4,860.00 | | \$4,628.00 | \$4,860.00 | |

| PED5400 FE Surface Vertical Rod – 900PT Wide Trim* | | | Standard Levers & Muséo (Except Josef, Georges & Piet) | | | Muséo (Josef, Georges & Piet) | | |
|--|-----------------|------------------------|---|--|------------|----------------------------------|--|------------|
| Exit Device/ Function | 900PT Wide Trim | Description | 613E, 630, BSP, WSP | 605, 606, 611, 612, 613, 613L, 629 All Mixed Finishes** | Trim Only | 613E, 630, BSP, WSP | 605, 606, 611, 612, 613, 613L, 629 All Mixed Finishes** | Trim Only |
| PED5440 FE | 9M40PT | Dummy | \$5,640.00 | \$5,872.00 | \$1,012.00 | \$5,973.00 | \$6,205.00 | \$1,345.00 |
| PED5445 FE | 9M45PT | Classroom | | | | | | |
| PED5449 FE | 9M49PT | Storeroom | | | | | | |
| PED5450 FE | 9M50PT | Dummy Freewheeling | | | | | | |
| PED5455 FE | 9M55PT | Classroom Freewheeling | | | | | | |
| PED5459 FE | 9M59PT | Storeroom Freewheeling | | | | | | |

| Electrically Controlled Trims | | | | | | | | |
|-------------------------------|---------|------------------------------|------------|------------|------------|------------|------------|------------|
| PED54930 FE | 9M930PT | Fail Secure w/o Key Override | \$6,277.00 | \$6,509.00 | \$1,649.00 | \$6,556.00 | \$6,788.00 | \$1,928.00 |

| PED5400 FE Surface Vertical Rod – 800PT Narrow Trim* | | | Standard Levers & Muséo (Except Josef, Georges & Piet) | | | Muséo (Josef, Georges & Piet) | | |
|--|-------------------|------------------------|---|--|-----------|----------------------------------|--|------------|
| Exit Device/ Function | 800PT Narrow Trim | Description | 613E, 630, BSP, WSP | 605, 606, 611, 612, 613, 613L, 629 All Mixed Finishes** | Trim Only | 613E, 630, BSP, WSP | 605, 606, 611, 612, 613, 613L, 629 All Mixed Finishes** | Trim Only |
| PED5440 FE | 8M40PT | Dummy | \$5,540.00 | \$5,772.00 | \$912.00 | \$5,873.00 | \$6,105.00 | \$1,245.00 |
| PED5445 FE | 8M45PT | Classroom | | | | | | |
| PED5449 FE | 8M49PT | Storeroom | | | | | | |
| PED5450 FE | 8M50PT | Dummy Freewheeling | | | | | | |
| PED5455 FE | 8M55PT | Classroom Freewheeling | | | | | | |
| PED5459 FE | 8M59PT | Storeroom Freewheeling | | | | | | |

| Electrically Controlled Trims | | | | | | | | |
|-------------------------------|---------|------------------------------|------------|------------|------------|------------|------------|------------|
| PED54930 FE | 8M930PT | Fail Secure w/o Key Override | \$6,177.00 | \$6,409.00 | \$1,549.00 | \$6,456.00 | \$6,688.00 | \$1,828.00 |

* Cylinder not included.
 **Listed finishes are for the Exit Device. Refer to catalog for available trims, trim finishes, device mixed finishes and how to order.
 1. Handed: specify hand when ordering.
 2. Contact factory for current lead time.

PED5400 FE Series – Surface Vertical Rod Device Options
Electrified Options for Exit Devices


| Description | Specify | Add or Deduct |
|---|---------|---------------|
| Bolt Position Monitoring | M91 | Add \$371.00 |
| Touchbar Monitoring or Signaling/Request to Exit (REX) | M92 | Add \$365.00 |
| Double Touchbar Monitoring or Signaling/Request to Exit (REX) | M92 ERM | Add \$730.00 |
| Outside Trim Monitoring or Signaling ¹ | M93 | Add \$335.00 |
| Wire Routing (Trim) ⁴ | WR | Add \$74.00 |
| Motorized Electric Latch Retraction | MELR | Add \$1289.00 |
| Manual Dogging with Electric Device (Order with MELR) | M114 | No Charge |

Miscellaneous Options

| Description | Specify | Add or Deduct |
|---|---------|-------------------------|
| Fire Rated Exit Device (Suffix the letter D to device. Ex: PED5455 A) | A | Add \$239.00 |
| 6 Lobe Head Screws (Torx) | M04 | Add \$125.00 per device |
| Milled Lever ³ | M21 | Add \$101.00 per device |
| Abrasive coat outside and inside (trim and device) ² | M23 | Add \$192.00 per device |
| Abrasive coat inside only (device side) | M24 | Add \$131.00 per device |
| Abrasive coat outside only (trim side) ² | M25 | Add \$61.00 per device |
| Dogging Indicator | M48 | Add \$100.00 per device |
| Photoluminescent Push | M49 | Add \$490.00 per device |
| Less dogging | M51 | No Charge |
| Through Bolts | M54 | Add \$94.00 per device |
| Overlapping End Cap | M111 | No Charge |

1. M93 only available with PED5410, PED5445, PED5449, PED54910 & PED54930.
2. Not available with Muséo levers.
3. M21 not available with PED5401, PED5410T, PED5450T, PED5455T & PED5459T.
4. WR option standard with PED54910 & PED54930. Otherwise only available with PED5410, PED5445 & PED5449.

PED5600 Series – Mortise Device



| PED5600 Mortise – Device Only | | | Standard Levers & Muséo (Except Josef, Georges & Piet) | | Muséo (Josef, Georges & Piet) | |
|-------------------------------|---------|-------------|---|---|----------------------------------|---|
| Exit Device/ Function | Trim | Description | 613E, 630, BSP, WSP | 605, 606, 611, 612, 613, 613L, 629 All Mixed Finishes** | 613E, 630, BSP, WSP | 605, 606, 611, 612, 613, 613L, 629 All Mixed Finishes** |
| PED5601 | No Trim | Dummy | \$3,355.00 | \$3,576.00 | \$3,355.00 | \$3,576.00 |

| PED5600 Mortise – 900PT Wide Trim* | | | Standard Levers & Muséo (Except Josef, Georges & Piet) | | | Muséo (Josef, Georges & Piet) | | |
|------------------------------------|--------------------|-------------------------|---|---|--------------|----------------------------------|---|--------------|
| Exit Device/ Function | 900PT Wide Trim | Description | 613E, 630, BSP, WSP | 605, 606, 611, 612, 613, 613L, 629 All Mixed Finishes** | Trim Only | 613E, 630, BSP, WSP | 605, 606, 611, 612, 613, 613L, 629 All Mixed Finishes** | Trim Only |
| PED5610 | 9M10PT | Passage | \$4,367.00 | \$4,588.00 | \$1,012.00 | \$4,700.00 | \$4,921.00 | \$1,345.00 |
| PED5640 | 9M40PT | Dummy | | | | | | |
| PED5642 | 9M42PT | Classroom Security | | | | | | |
| PED5645 | 9M45PT | Classroom | | | | | | |
| PED5647 | 9M47PT | Nightlatch | | | | | | |
| PED5649 | 9M49PT | Storeroom | | | | | | |
| PED5650 | 9M50PT | Dummy Freewheeling | | | | | | |
| PED5655 | 9M55PT | Classroom Freewheeling | | | | | | |
| PED5657 | 9M57PT | Nightlatch Freewheeling | | | | | | |
| PED5659 | 9M59PT | Storeroom Freewheeling | | | | | | |

| Electrically Controlled Trims | | | | | | | | |
|-------------------------------|---------|------------------------------|------------|------------|------------|------------|------------|------------|
| PED56903 | 9M903PT | Fail Safe w/ Key Override | \$5,250.00 | \$5,471.00 | \$1,895.00 | \$5,515.00 | \$5,736.00 | \$2,160.00 |
| PED56905 | 9M905PT | Fail Secure w/ Key Override | | | | | | |
| PED56910 | 9M910PT | Fail Safe w/o Key Override | \$5,004.00 | \$5,225.00 | \$1,649.00 | \$5,283.00 | \$5,504.00 | \$1,928.00 |
| PED56930 | 9M930PT | Fail Secure w/o Key Override | | | | | | |

| PED5600 Mortise – 800PT Narrow Trim* | | | Standard Levers & Muséo (Except Josef, Georges & Piet) | | | Muséo (Josef, Georges & Piet) | | |
|--------------------------------------|----------------------|-------------------------|---|---|--------------|----------------------------------|---|--------------|
| Exit Device/ Function | 800PT Narrow Trim | Description | 613E, 630, BSP, WSP | 605, 606, 611, 612, 613, 613L, 629 All Mixed Finishes** | Trim Only | 613E, 630, BSP, WSP | 605, 606, 611, 612, 613, 613L, 629 All Mixed Finishes** | Trim Only |
| PED5610 | 8M10PT | Passage | \$4,267.00 | \$4,488.00 | \$912.00 | \$4,600.00 | \$4,821.00 | \$1,245.00 |
| PED5640 | 8M40PT | Dummy | | | | | | |
| PED5642 | 8M42PT | Classroom Security | | | | | | |
| PED5645 | 8M45PT | Classroom | | | | | | |
| PED5647 | 8M47PT | Nightlatch | | | | | | |
| PED5649 | 8M49PT | Storeroom | | | | | | |
| PED5650 | 8M50PT | Dummy Freewheeling | | | | | | |
| PED5655 | 8M55PT | Classroom Freewheeling | | | | | | |
| PED5657 | 8M57PT | Nightlatch Freewheeling | | | | | | |
| PED5659 | 8M59PT | Storeroom Freewheeling | | | | | | |

| Electrically Controlled Trims | | | | | | | | |
|-------------------------------|---------|------------------------------|------------|------------|------------|------------|------------|------------|
| PED56903 | 8M903PT | Fail Safe w/ Key Override | \$5,150.00 | \$5,371.00 | \$1,795.00 | \$5,415.00 | \$5,636.00 | \$2,060.00 |
| PED56905 | 8M905PT | Fail Secure w/ Key Override | | | | | | |
| PED56910 | 8M910PT | Fail Safe w/o Key Override | \$4,904.00 | \$5,125.00 | \$1,549.00 | \$5,183.00 | \$5,404.00 | \$1,828.00 |
| PED56930 | 8M930PT | Fail Secure w/o Key Override | | | | | | |

* Cylinder not included.

**Listed finishes are for the Exit Device. Refer to catalog for available trims, trim finishes, device mixed finishes and how to order.

1. Handed: specify hand when ordering.
2. Contact factory for current lead time.

PED5600 Series – Mortise Device



T33 Pull Trim

| PED5600 Mortise – T33 Pull Trim | | | | | |
|---------------------------------|----------|------------------------------|--------------------------------|---|--------------|
| Exit Device/ Function | Trim | Description | Finish: 613E, 630, BSP, WSP | 605, 606, 611, 612, 613, 613L, 629 All Mixed Finishes** | Trim Only |
| PED5650T | T3301ET | Blank Plate with Screw Holes | \$3,763.00 | \$3,984.00 | \$408.00 |
| PED5610T | T3310ET | Passage | \$3,894.00 | \$4,115.00 | \$539.00 |
| PED5642T | T33M55ET | Classroom Security | | | |
| PED5650T | T3350ET | Dummy | | | |
| PED5655T | T33M55ET | Classroom | | | |
| PED5657T | T33M57ET | Nightlatch | | | |



T34 Pull Trim

| PED5600 Mortise – T34 Pull Trim | | | | | |
|---------------------------------|----------|--------------------|--------------------------------|---|--------------|
| Exit Device/ Function | Trim | Description | Finish: 613E, 630, BSP, WSP | 605, 606, 611, 612, 613, 613L, 629 All Mixed Finishes** | Trim Only |
| PED5610T | T3410ET | Passage | \$3,894.00 | \$4,115.00 | \$539.00 |
| PED5642T | T34M55ET | Classroom Security | | | |
| PED5650T | T3450ET | Dummy | | | |
| PED5655T | T34M55ET | Classroom | | | |
| PED5657T | T34M57ET | Nightlatch | | | |



T35 Pull Trim

| PED5600 Mortise – T35 Pull Trim | | | | | |
|---------------------------------|----------|--------------------|--------------------------------|---|--------------|
| Exit Device/ Function | Trim | Description | Finish: 613E, 630, BSP, WSP | 605, 606, 611, 612, 613, 613L, 629 All Mixed Finishes** | Trim Only |
| PED5610T | T3510ET | Passage | \$3,929.00 | \$4,150.00 | \$574.00 |
| PED5642T | T35M55ET | Classroom Security | | | |
| PED5650T | T3550ET | Dummy | | | |
| PED5655T | T35M55ET | Classroom | | | |
| PED5657T | T35M57ET | Nightlatch | | | |



T36 Pull Trim

| PED5600 Mortise – T36 Pull Trim | | | | | |
|---------------------------------|----------|--------------------|--------------------------------|---|--------------|
| Exit Device/ Function | Trim | Description | Finish: 613E, 630, BSP, WSP | 605, 606, 611, 612, 613, 613L, 629 All Mixed Finishes** | Trim Only |
| PED5610T | T3610ET | Passage | \$3,894.00 | \$4,115.00 | \$539.00 |
| PED5642T | T36M55ET | Classroom Security | | | |
| PED5650T | T3650ET | Dummy | | | |
| PED5655T | T36M55ET | Classroom | | | |
| PED5657T | T36M57ET | Nightlatch | | | |



T37 Pull Trim

| PED5600 Mortise – T37 Pull Trim | | | | | |
|---------------------------------|----------|--------------------|--------------------------------|---|--------------|
| Exit Device/ Function | Trim | Description | Finish: 613E, 630, BSP, WSP | 605, 606, 611, 612, 613, 613L, 629 All Mixed Finishes** | Trim Only |
| PED5610T | T3710ET | Passage | \$3,894.00 | \$4,115.00 | \$539.00 |
| PED5642T | T37M55ET | Classroom Security | | | |
| PED5650T | T3750ET | Dummy | | | |
| PED5655T | T37M55ET | Classroom | | | |
| PED5657T | T37M57ET | Nightlatch | | | |

**Listed finishes are for the Exit Device. Refer to catalog for available trims, trim finishes, device mixed finishes and how to order.

PED5600 Series – Mortise Device Options
Electrified Options for Exit Devices


| Description | Specify | Add or Deduct |
|---|---------|---------------|
| Delayed Egress (Ex: PED5655 D) | D | Add \$2762.00 |
| Exit Alarm Device (cylinder is not included) | M61 | Add \$796.00 |
| Bolt Position Monitoring | M91 | Add \$371.00 |
| Touchbar Monitoring or Signaling/Request to Exit (REX) | M92 | Add \$365.00 |
| Double Touchbar Monitoring or Signaling/Request to Exit (REX) | M92 ERM | Add \$730.00 |
| Outside Trim Monitoring or Signaling ¹ | M93 | Add \$335.00 |
| Wire Routing (Trim) ⁵ | WR | Add \$74.00 |
| Motorized Electric Latch Retraction | MELR | Add \$1289.00 |
| Electric Dogging | M97 | Add \$671.00 |
| Manual Dogging with Electric Device (Order with MELR or M97) | M114 | No Charge |

Miscellaneous Options

| Description | Specify | Add or Deduct |
|---|---------|-------------------------|
| Fire Rated Exit Device (Ex: PED5655 A) | A | Add \$239.00 |
| 6 Lobe Head Screws (Torx) | M04 | Add \$73.00 per device |
| Milled Lever ³ | M21 | Add \$101.00 per device |
| Abrasive coat outside and inside (trim and device) ² | M23 | Add \$192.00 per device |
| Abrasive coat inside only (device side) | M24 | Add \$131.00 per device |
| Abrasive coat outside only (trim side) ² | M25 | Add \$61.00 per device |
| Dogging Indicator | M48 | Add \$100.00 per device |
| Photoluminescent Push | M49 | Add \$490.00 per device |
| Less dogging | M51 | No Charge |
| Cylinder dogging (less cylinder) | M52 | Add \$69.00 per device |
| Through Bolts | M54 | Add \$29.00 per device |
| Windstorm Certified ⁴ | M107 | No Charge |
| Overlapping End Cap | M111 | No Charge |
| 5lb Pressure Release | 5CH | Add \$52.00 per device |

1. M93 only available with PED5610, PED5642, PED5645, PED5649, PED56903, PED56905, PED56910 & PED56930.
2. Not available with Muséo levers.
3. M21 not available with PED5601, PED5610T, PED5642T, PED5650T & PED5655T.
4. M107 not available with PED5610T, PED5642T & PED5655T.
5. WR option standard with PED56903, PED56905, PED56910 & PED56930. Otherwise only available with PED5610, PED5642, PED5645 & PED5649.

PED5800 Series – Concealed Vertical Rod Device



| PED5800 Concealed Vertical Rod – Device Only | | | Standard Levers & Muséo (Except Josef, Georges & Piet) | | | Muséo (Josef, Georges & Piet) | | |
|--|---------|-------------|---|---|--|----------------------------------|---|--|
| Exit Device/ Function | Trim | Description | 613E, 630, BSP, WSP | 605, 606, 611, 612, 613, 613L, 629 All Mixed Finishes** | | 613E, 630, BSP, WSP | 605, 606, 611, 612, 613, 613L, 629 All Mixed Finishes** | |
| PED5801 | No Trim | Dummy | \$3,868.00 | \$4,081.00 | | \$3,868.00 | \$4,081.00 | |

| PED5800 Concealed Vertical Rod – 900PT Wide Trim* | | | Standard Levers & Muséo (Except Josef, Georges & Piet) | | | Muséo (Josef, Georges & Piet) | | |
|---|--------------------|------------------------|---|---|--------------|----------------------------------|---|--------------|
| Exit Device/ Function | 900PT Wide Trim | Description | 613E, 630, BSP, WSP | 605, 606, 611, 612, 613, 613L, 629 All Mixed Finishes** | Trim Only | 613E, 630, BSP, WSP | 605, 606, 611, 612, 613, 613L, 629 All Mixed Finishes** | Trim Only |
| PED5810 | 9CV10PT | Passage | \$4,880.00 | \$5,093.00 | \$1,012.00 | \$5,213.00 | \$5,426.00 | \$1,345.00 |
| PED5840 | 9CV40PT | Dummy | | | | | | |
| PED5845 | 9CV45PT | Classroom | | | | | | |
| PED5849 | 9CV49PT | Storeroom | | | | | | |
| PED5850 | 9CV50PT | Dummy Freewheeling | | | | | | |
| PED5855 | 9CV55PT | Classroom Freewheeling | | | | | | |
| PED5859 | 9CV59PT | Storeroom Freewheeling | | | | | | |

| Electrically Controlled Trims | | | | | | | | |
|-------------------------------|----------|------------------------------|------------|------------|------------|------------|------------|------------|
| PED58910 | 9CV910PT | Fail Safe w/o Key Override | \$5,517.00 | \$5,730.00 | \$1,649.00 | \$5,796.00 | \$6,009.00 | \$1,928.00 |
| PED58930 | 9CV930PT | Fail Secure w/o Key Override | | | | | | |

| PED5800 Concealed Vertical Rod – 800PT Narrow Trim* | | | Standard Levers & Muséo (Except Josef, Georges & Piet) | | | Muséo (Josef, Georges & Piet) | | |
|---|----------------------|------------------------|---|---|--------------|----------------------------------|---|--------------|
| Exit Device/ Function | 800PT Narrow Trim | Description | 613E, 630, BSP, WSP | 605, 606, 611, 612, 613, 613L, 629 All Mixed Finishes** | Trim Only | 613E, 630, BSP, WSP | 605, 606, 611, 612, 613, 613L, 629 All Mixed Finishes** | Trim Only |
| PED5810 | 8CV10PT | Passage | \$4,780.00 | \$4,993.00 | \$912.00 | \$5,113.00 | \$5,326.00 | \$1,245.00 |
| PED5840 | 8CV40PT | Dummy | | | | | | |
| PED5845 | 8CV45PT | Classroom | | | | | | |
| PED5849 | 8CV49PT | Storeroom | | | | | | |
| PED5850 | 8CV50PT | Dummy Freewheeling | | | | | | |
| PED5855 | 8CV55PT | Classroom Freewheeling | | | | | | |
| PED5859 | 8CV59PT | Storeroom Freewheeling | | | | | | |

| Electrically Controlled Trims | | | | | | | | |
|-------------------------------|----------|------------------------------|------------|------------|------------|------------|------------|------------|
| PED58910 | 8CV910PT | Fail Safe w/o Key Override | \$5,417.00 | \$5,630.00 | \$1,549.00 | \$5,696.00 | \$5,909.00 | \$1,828.00 |
| PED58930 | 8CV930PT | Fail Secure w/o Key Override | | | | | | |

Notes: *Cylinder not included. **Refer to catalog for available trims, trim finishes, device mixed finishes and how to order.
 **Listed finishes are for the Exit Device. Refer to catalog for available trims, trim finishes, device mixed finishes and how to order.
 1. Handed: specify hand when ordering. 2. Contact factory for current lead time.

Exit Device Door Application (Required Selection)

| Description | Specify | Add or Deduct |
|---------------------------|---------|-------------------------|
| Aluminum Door Application | AD | No Charge |
| Metal Door Application | MD | No Charge |
| Wood Door Application | WD | Add \$225.00 per device |

PED5800 Series – Concealed Vertical Rod Device

Electrified Options for Exit Devices

| Description | Specify | Add or Deduct |
|---|---------|---------------|
| Delayed Egress (Ex: PED5855 D) | D | Add \$2762.00 |
| Exit Alarm Device (cylinder is not included) | M61 | Add \$796.00 |
| Bolt Position Monitoring | M91 | Add \$371.00 |
| Touchbar Monitoring or Signaling/Request to Exit (REX) | M92 | Add \$365.00 |
| Double Touchbar Monitoring or Signaling/Request to Exit (REX) | M92 ERM | Add \$730.00 |
| Outside Trim Monitoring or Signaling ¹ | M93 | Add \$335.00 |
| Wire Routing (Trim) | WR | Add \$74.00 |
| Motorized Electric Latch Retraction | MELR | Add \$1289.00 |
| Electric Dogging | M97 | Add \$671.00 |
| Manual Dogging with Electric Device (Order with MELR or M97) | M114 | No Charge |

Miscellaneous Options

| Description | Specify | Add or Deduct |
|---|---------|-------------------------|
| Fire Rated Exit Device (Ex: PED5855 A) | A | Add \$239.00 |
| 6 Lobe Head Screws (Torx) | M04 | Add \$83.00 per device |
| Milled Lever ³ | M21 | Add \$101.00 per device |
| Abrasive coat outside and inside (trim and device) ² | M23 | Add \$192.00 per device |
| Abrasive coat inside only (device side) | M24 | Add \$131.00 per device |
| Abrasive coat outside only (trim side) ² | M25 | Add \$61.00 per device |
| Dogging Indicator | M48 | Add \$100.00 per device |
| Photoluminescent Push | M49 | Add \$490.00 per device |
| Less dogging | M51 | No Charge |
| Cylinder dogging (less cylinder) | M52 | Add \$69.00 per device |
| Through Bolts | M54 | Add \$34.00 per device |
| Less Bottom Rod | M55 | No Charge |
| Hurricane Code | HC | Add \$170.00 per device |
| Windstorm Certified | M107 | No Charge |
| Overlapping End Cap | M111 | No Charge |
| 5lb Pressure Release | 5CH | Add \$83.00 per device |

1. M93 only available with PED5810, PED5845, PED5849, PED58910 & PED58930.
2. Not available with Muséo levers.
3. M21 not available with PED5801.
4. WR option standard with PED58910 & PED58930. Otherwise only available with PED5810, PED5845 & PED5849.

| Cylinder Options* | | |
|---|---------------------------|---------------------------|
| Description | Specify Quick Code | Add or Deduct |
| Conventional 6-pin | 6P* | Add \$125.00 per cylinder |
| Conventional 7-pin | 7P | Add \$127.00 per cylinder |
| LFIC | | |
| LFIC 6-pin | C6 | Add \$233.00 per cylinder |
| LFIC 6-pin less core | CL6 | Add \$125.00 per cylinder |
| LFIC 6-pin with temporary construction core (Red) | CT6R | Add \$233.00 per cylinder |
| LFIC 6-pin with temporary construction core (Blue) | CT6B | Add \$233.00 per cylinder |
| LFIC 6-pin with temporary construction core (Green) | CT6G | Add \$233.00 per cylinder |
| LFIC 6-pin with temporary disposable core | CT6D | Add \$125.00 per cylinder |
| LFIC 7-pin | C7 | Add \$237.00 per cylinder |
| LFIC 7-pin less core | CL7 | Add \$127.00 per cylinder |
| LFIC 7-pin with temporary construction core (Red) | CT7R | Add \$237.00 per cylinder |
| LFIC 7-pin with temporary construction core (Blue) | CT7B | Add \$237.00 per cylinder |
| LFIC 7-pin with temporary construction core (Green) | CT7G | Add \$237.00 per cylinder |
| LFIC 7-pin with temporary disposable core | CT7D | Add \$127.00 per cylinder |
| SFIC | | |
| SFIC 6-pin | C6S | Add \$222.00 per cylinder |
| SFIC 6-pin with temporary construction core (Blue) | CT6SB | Add \$222.00 per cylinder |
| SFIC 6-pin with SFIC disposable temporary core | CT6SD | Add \$125.00 per cylinder |
| SFIC 6-pin with Less Core | CLS6 | Add \$125.00 per cylinder |
| SFIC 7-pin | C7S | Add \$222.00 per cylinder |
| SFIC 7-pin with temporary construction core (Blue) | CT7SB | Add \$222.00 per cylinder |
| SFIC 7-pin with SFIC disposable temporary core | CT7SD | Add \$125.00 per cylinder |
| SFIC 7-pin with Less Core | CLS7 | Add \$125.00 per cylinder |
| Security | | |
| Security ³ | HS | Add \$289.00 per cylinder |
| Security LFIC ³ | CHS | Add \$393.00 per cylinder |
| Access 3 | | |
| Access 3 Patented | AP | Add \$125.00 per cylinder |
| Access 3 Security | AS | Add \$206.00 per cylinder |
| Access 3 High Security, UL 437 | AHS | Add \$240.00 per cylinder |
| Access 3 LFIC Patented | ACP | Add \$233.00 per cylinder |
| Access 3 LFIC Security | ACS | Add \$314.00 per cylinder |
| Access 3 LFIC High Security, UL 437 | ACHS | Add \$348.00 per cylinder |
| Pyramid | | |
| Pyramid Security fixed core | PS | Add \$212.00 per cylinder |
| Pyramid Security LFIC | PCS | Add \$313.00 per cylinder |
| Pyramid High Security fixed core | PHS | Add \$255.00 per cylinder |
| Pyramid High Security LFIC | PCHS | Add \$357.00 per cylinder |
| Pyramid LFIC with temporary construction core ³ | CTP | Add \$233.00 per cylinder |
| Pyramid LFIC with temporary disposable core ³ | CTPD | Add \$125.00 per cylinder |
| Pyramid LFIC less core | CLP | Add \$125.00 per cylinder |
| <p>*For key bows other than 10 and 90, specify "KB" + bow number as Quick Code, e.g. KB12.</p> <p>Notes:</p> <ol style="list-style-type: none"> 1. CMK Construction master keying charge is in addition to master keying charge. 2. CMK Construction master keying is not available in interchangeable core, Access 3, Pyramid, or Security series. 3. VKC2, VKC3, CKC3 are not available in Pyramid or Security series. | | |

| Cylinder Options (continued) & Keying Options* | | |
|--|--------------------|--------------------------------|
| Description | Specify Quick Code | Add or Deduct |
| Keying and Keys | | |
| 0-bitted with 2 Blank Keys | (standard) | No Charge |
| Keyed Random | KR | |
| Construction Master Keyed ² | CMK | Add \$16.00 per cylinder |
| More than 2 Keys | KY# (e.g., KY6) | See page 33 - Cut Keys Section |
| Master Keying | | |
| Master keyed (all cylinders except CR8000, CR8020, CR8027, CR8200, CR8500, CR8600, CR8700) | MK | Add \$16.00 per cylinder |
| Master keyed Pyramid (except CR8020, CR8027 LFIC cores) | MK | |
| Master keyed Security (including LFIC cylinder and core) | MK | |
| Master keyed Access 3 (except CR8500, CR8600, CR8700 LFIC cores) | MK | |
| Master keyed (CR8000, CR8020, CR8027, CR8200, CR8500, CR8600, CR8700) | MK-IC | No Charge |
| Master keyed to customer bittings or sample key | MK-CB | Add \$16.00 per cylinder |
| Visual Key Control (VKC) | | |
| No bitting or keyset stamping on keys | VKC0 | \$4.50 |
| Keys only | VKC1 | No Charge |
| Cylinders and keys (not for AS, AHS, ACS, ACHS, HS, CHS, PHS or PCHS) | VKC2 | \$8.00 |
| Cylinders only (not for AS, AHS, HS, ACS, ACHS, CHS, PHS or PCHS) | VKC3 | |
| Concealed Key Control (CKC) | | |
| CKC cylinders with VKC keys | CKC2 | \$8.00 |
| CKC cylinders only (not for AS, AHS, ACS, ACHS, PHS, PCHS) | CKC3 | |

*Optional dogging cylinder will be furnished with the same mechanism and keyed alike with the trim cylinder, unless otherwise specified. If different keying or cylinder type is required, specify outside (trim) first, then inside (dogging) cylinder.

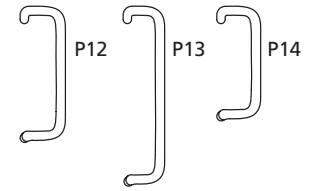
**6P cylinder option is supplied in 6-pin, L4 keyway, 0-bitted with two nickel silver keys.

*For key bows other than 10 and 90, specify "KB" + bow number as Quick Code, e.g. KB12.

Notes:

1. CMK Construction master keying charge is in addition to master keying charge.
2. CMK Construction master keying is not available in interchangeable core, Access 3, Pyramid, or Security series.
3. VKC2, VKC3, CKC3 are not available in Pyramid or Security series.

| Offset Pull Trim: P12, P13, P14 | | |
|---------------------------------|------------------|---|
| Offset Pull Trim | Part Number | Finish: 605, 606, 611, 612, 613, 613E, 618, 619, 625, 626, 629, 630, 722, BSP |
| P12 | 716F50M X Finish | \$413.00 |
| P13 | 716F51M X Finish | \$503.00 |
| P14 | 716F52M X Finish | \$354.00 |



| Key Only Trim: K1 | | |
|--|-----------------------------|---|
| Note: Available with cylinder option only. Example K157ET x 6P. Cylinder option pricing applies. | | |
| Aux Items | Compatible Device Functions | Finish: 605, 606, 611, 612, 613, 618, 619, 625, 626, 629, 630, BSP, WSP |
| K157ET | PED5247, PED5257 & PED5257T | \$84.00 |
| K1M57ET | PED5647 & PED5657 | |



| Anti-Vandal Pull Trim | | | |
|-----------------------|-----------------------------------|---------------------------------|----------|
| Trim | Compatible Device Functions | Description | 630 |
| VT950PT | PED5210, PED5410, PED5810 (MD/WD) | No Protective Lip & No Cylinder | \$876.00 |
| VTL9M50PT | PED5610 | Protective Lip & No Cylinder | |
| VT957PT | PED5247 | No Protective Lip & Cylinder | |
| VTL9M57PT | PED5647 | Protective Lip & Cylinder | |



| Auxiliary Outside Controls | | | |
|----------------------------|-------------|-------------------------------|---|
| Aux Items | Description | Compatible Device Functions | Finish: 605, 606, 611, 612, 613, 618, 619, 625, 626, 629, 630, BSP, WSP |
| PED155 | Classroom | PED58910, PED58930 & PED5850T | \$1,037.00 |
| PED159 | Storeroom | | |
| PED355 | Classroom | PED54910, PED54930 & PED5450T | |
| PED359 | Storeroom | | |



| Inactive/Active Dummy Bar PED5000 | | | |
|-----------------------------------|-----------------|-----------------------------|--|
| Function | Description | Finish: 613E, 630, 722, BSP | Finish: 605, 606, 611, 612, 613, 618, 619, 625, 626, 629 |
| PED5000DB | Inactive Device | \$1,201.00 | \$1,336.00 |
| PED5000ADB | Active Device | \$1,298.00 | \$1,421.00 |

| Door Height Options – PED5400 & PED5800 Exit Devices | | |
|--|----------------|------------------------|
| Door Height | Specify | Add or Deduct |
| 6'0" - 8'11-3/4" | H0600 - H08113 | No Charge |
| 9'0" - 10'0" | H0900 - H1000 | Add \$83.00 per device |

*Exact door height required. Reference catalog for more information.

| Above Finished Floor Options – PED5400 & PED5800 Exit Devices | | |
|---|--------------------|---------------|
| Door Height | Specify | Add or Deduct |
| 35" - 39-1/2" | AFF035 to AFF0394 | No Charge |
| 39-5/8" (Standard) | AFF0395 (Standard) | |
| 39-3/4" - 48" | AFF0396 to AFF048 | |

*Exact above finished floor required. Reference catalog for more information.

| Door Width Options | | |
|--------------------|-----------------|---------------|
| Door Width | Specify | Add or Deduct |
| 24" to 32" | W032 | No Charge |
| 32-1/2" to 36" | W036 (Standard) | |
| 36-1/2" to 42" | W042 | |
| 42-1/2" to 48" | W048 | |

*Exact Door Width required when ordering

| Door Thickness Options | | |
|------------------------|-----------------|---------------|
| Door Thickness | Specify | Add or Deduct |
| 1-3/4" | D134 (Standard) | No Charge |
| 2" | D200 | |
| 2-1/4" | D214 | |

Active Dogging Indicator Options

| Description | Option | List Price |
|--|--------|------------|
| Single Indicator Inside – Unlocked/Locked – Green/Red | V01 | \$354.00 |
| Single Indicator Inside – Icons Only – Green/Red | V03 | \$354.00 |
| Single Indicator Inside – Unlocked/Locked – White/Red | V04 | \$354.00 |
| Single Indicator Inside – Icons Only – White/Red | V06 | \$354.00 |
| Inside Engraving with “Lock” and Directional Arrow (only 605,606,629,630 finishes) | EMD | \$55.00 |
| French Indicator Option Codes | | |
| Single Indicator Inside – Ouvert/Fermé – Green/Red | V01F | \$354.00 |

Ordering Examples:

Hex Dogging with Active Indicator:

| Device Type | Function | Options | Hand | Finish | Door Width |
|-------------|----------|---------|------|--------|------------|
| PED52 | 47 | V01 | RHR | 630 | W036 |

Cylinder Dogging with Active Indicator (less cylinder):

| Device Type | Function | Options | Hand | Finish | Door Width |
|-------------|----------|-----------|------|--------|------------|
| PED52 | 47 | V01 x M52 | RHR | 630 | W036 |

Thumb Turn Dogging with Active Indicator:

| Device Type/ Cylinder | Function | Options | Hand | Finish | Door Width | Cylinder |
|--------------------------|----------|-----------|------|--------|------------|----------|
| PED52 | 47 | V01 x M52 | RHR | 630 | W036 | LC |
| CR1300-118-A07 | | | | 630 | | |

Notes:

- Handing must be specified.
- M52 Cylinder dogging (less cylinder) list add applies.
- Thumb Turn Mortise Cylinder CR1300 must be ordered separately. Exit Device must be ordered with M52 Cylinder Dogging and LC – Less Cylinder to be compatible with Thumb Turn Mortise Cylinder.
- Not available with A, MELR, D, M97, M61, M23, M24 and M25.
- For more information, please reference the Corbin Russwin PED4000/PED5000 Catalogs.

PED5000 Motorized Electric Latch Retraction Retrofit Kit

Kit Includes: Carrier Assembly (includes motor assembly and controller) and dogging slope plug for hex key devices.

| Kit# | Rail Size | Stile | List Price | Available Options | | | | |
|-------|-----------|------------------------|------------|-------------------|--------------|--------------|--------------|-----------|
| | | | | M91 | M92 | M92 ERM | M93 | 5CH |
| PMELR | 32" | Narrow (N) Wide (W) | \$2,300.00 | Add \$371.00 | Add \$365.00 | Add \$730.00 | Add \$335.00 | No Charge |
| | 36" | | | | | | | |
| | 42" | | | | | | | |
| | 48" | | | | | | | |

Mullions
Removable Mullions

| Door Height | Description | Specify | Price |
|-------------|--|-----------------------|------------|
| Up to 7'2" | Steel Mullion – Panic Rated | CR972 | \$990.00 |
| Up to 7'2" | Steel Mullion – 3 Hour Fire Rated | CR972A | \$1,377.00 |
| Up to 10'0" | Steel Mullion – 3 Hour Fire Rated up to 8' size | CR910A ³ | \$1,387.00 |
| Up to 7'2" | Steel Mullion – 3 Hour Fire Rated, Windstorm Certified | CRFE772A ¹ | \$1,716.00 |
| Up to 8'0" | Steel Mullion – 3 Hour Fire Rated, Windstorm Certified | CRFE708A ¹ | \$1,726.00 |
| Up to 8'0" | Split Mullion – Removable – Steel – Panic Rated | CR908SM | \$1,155.00 |
| Up to 8'0" | Aluminum Mullion – Commonly used with Narrow Stile PED4200 | CRAL608 | \$2,156.00 |
| Up to 10'0" | Aluminum Mullion – Commonly used with Narrow Stile PED4200 | CRAL610 | \$2,292.00 |

Key Removable Mullions

| Door Height | Description | Specify | Price |
|-------------|--|-------------------------|------------|
| Up to 7'2" | Steel Mullion – Panic Rated | CR972KM ² | \$1,528.00 |
| Up to 7'2" | Steel Mullion – 1-1/2 Hour Fire Rated | CR972BKM ² | \$2,119.00 |
| Up to 10'0" | Steel Mullion – 1-1/2 Hour Fire Rated up to 8' size | CR910BKM ² | \$2,129.00 |
| Up to 7'2" | Steel Mullion – 3 Hour Fire Rated, Windstorm Certified | CRWS772AKM ² | \$2,408.00 |
| Up to 8'0" | Steel Mullion – 3 Hour Fire Rated, Windstorm Certified | CRWS708AKM ² | \$2,418.00 |
| Up to 8'0" | Split Mullion – Lockable – Steel – Panic Rated | CR908KMSM | \$1,706.00 |

Notes:

- For use with UL approved door assemblies that comply to FEMA 361 and FEMA 320 guidelines.
For the latest listings on compliant door assemblies visit our website at www.corbinrusswin.com.
- Cylinder and collars not included, specify separately.
- Mullions longer than 8" must be ordered as fire rated option x 10' length. Fire rating is valid only up to 96".

Mullions Cylinder Options

| Description | Specify | Add or Deduct |
|---|---------|---------------------------|
| Conventional 6-pin | 6P | Add \$125.00 per cylinder |
| Conventional 7-pin | 7P | Add \$127.00 per cylinder |
| LFIC 6-pin | C6 | Add \$233.00 per cylinder |
| LFIC 7-pin | C7 | Add \$237.00 per cylinder |
| Pyramid High Security Fixed Core | PHS | Add \$255.00 per cylinder |
| Pyramid Security Fixed Core | PS | Add \$212.00 per cylinder |
| Pyramid High Security IC | PCHS | Add \$357.00 per cylinder |
| Pyramid Security IC | PCS | Add \$313.00 per cylinder |
| Security | HS | Add \$289.00 per cylinder |
| Security IC | CHS | Add \$393.00 per cylinder |
| LFIC 6-pin with temporary construction core (Red) | CT6R | Add \$233.00 per cylinder |
| LFIC 6-pin with temporary construction core (Blue) | CT6B | Add \$233.00 per cylinder |
| LFIC 6-pin with temporary construction core (Green) | CT6G | Add \$233.00 per cylinder |
| LFIC 6-pin with temporary disposable core | CT6D | Add \$125.00 per cylinder |
| LFIC 6-pin less core | CL6 | Add \$125.00 per cylinder |
| LFIC 7-pin with temporary construction core (Red) | CT7R | Add \$237.00 per cylinder |
| LFIC 7-pin with temporary construction core (Blue) | CT7B | Add \$237.00 per cylinder |
| LFIC 7-pin with temporary construction core (Green) | CT7G | Add \$237.00 per cylinder |
| LFIC 7-pin with temporary disposable core | CT7D | Add \$127.00 per cylinder |
| LFIC 7-pin less core | CL7 | Add \$127.00 per cylinder |

Options

| Description | Specify | Add or Deduct |
|---|---------|-------------------------|
| Door frame filler block for double rabbetted frames | M95 | Add \$47.00 per mullion |
| Door frame angle bracket for aluminum frames | M96 | Add \$47.00 per mullion |
| Mullion stabilizer | M57 | Add \$70.00 per mullion |

Mullion Accessories

| Description | Specify | Add or Deduct |
|--|---------|---------------|
| Wallholder Kit (for use with CR972BKM & CR910BKM only) | 886F970 | \$381.00 |



The PathLite™ patent pending technology offers a number of benefits:

- Requires no wiring or maintenance
- Recharges with exposure to ambient light
- Unaffected by heat or cold
- Non-toxic, will not rub or fade
- Vandal resistant
- Fire resistant and non-radioactive
- Green contrasting word “EXIT” centered on touchbar in 1-1/4" high lettering
- Cost effective; especially suited for existing buildings

PathLite™ photoluminescent exit devices meet New York City’s newly adopted standards for requirement of photoluminescent signage and stairwell markings in all office buildings in excess of 75 feet in height.

How To Order Complete Device

| Exit Device | Trim/Function | Finish | Hand | Misc. Options |
|-------------|---------------|--------|------|---------------|
| ED4200 | A810 | 630 | RHR | M49 |

ED4200 x A810 x 630 x RHR x M49

| Options | Specify | Price |
|--|---------|-------------------------|
| 24", 36" , and 48" PathLite™ Photoluminescent Touchbar Cover | M49 | Add \$490.00 per device |

How to Order Touchbar Cover Only

| Options | Part Number | Price |
|---|-------------|----------|
| 24" PathLite™ Photoluminescent Touchbar cover | 710F797 | \$488.00 |
| 36" PathLite™ Photoluminescent Touchbar cover | 710F737 | |
| 48" PathLite™ Photoluminescent Touchbar cover | 710F747 | |

**Standard Features
Handing**

Devices are field reversible; specify hand. Lever trims are handed; specify hand

Door Thickness

1-3/4"

| Product | Minimum Stile |
|-----------|---------------|
| ED4200S | 2" |
| ED4200SM | 3 1/2" |
| ED4200SMA | 3 1/2" |
| ED4200 | 2" |
| ED4200M | 3 1/2" |
| ED4200MA | 3 1/2" |
| ED4400 | 2" |
| ED4400M | 3 1/2" |
| ED4400MA | 3 1/2" |
| ED4800 | 2" |
| ED4800M | 3 1/2" |
| ED4800MA | 3 1/2" |

Projection

3-1/4"; 2-3/4" dogged

Trim

Cylinder is not included. See page 302 for cylinder options

Door Width

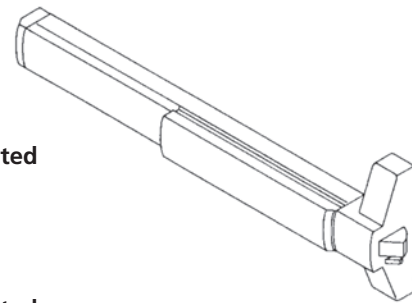
36"

SecureBolt®

ED4200S Panic
ED4200SM Panic
ED4200SMA 3 Hour Fire Rated

Rim

ED4200 Panic
ED4200M Panic
ED4200MA 3 Hour Fire Rated

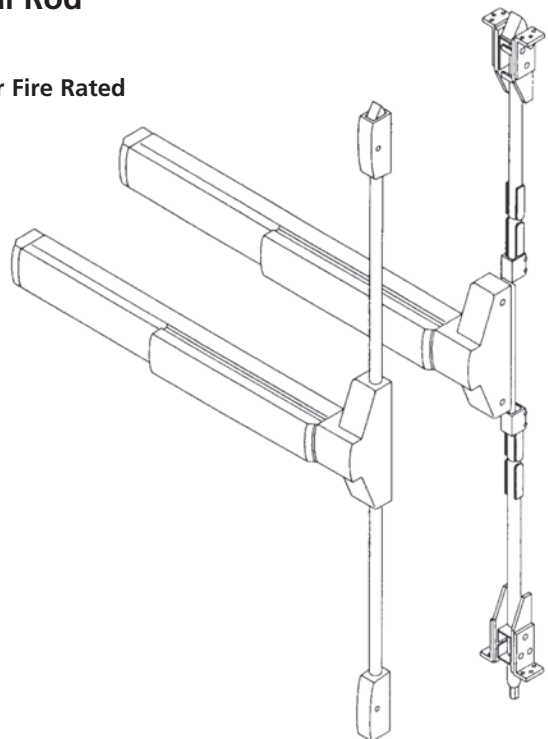


Surface Vertical Rod

ED4400 Panic
ED4400M Panic
ED4400MA 3 Hour Fire Rated

Concealed Vertical Rod

ED4800 Panic
ED4800M Panic
ED4800MA 3 Hour Fire Rated



Ordering Example

Exit Device Only

| Quantity | Exit Device | Finish | Hand | Misc. Options |
|----------|-------------|--------|------|---------------|
| 20 | ED4200 | 606 | RHR | M51-M54 |

Removable Mullions

| Quantity | Mullion | Finish | Misc. Options |
|----------|---------|--------|---------------|
| 12 | CR808 | 695 | M57 |

Exit Device with Trim

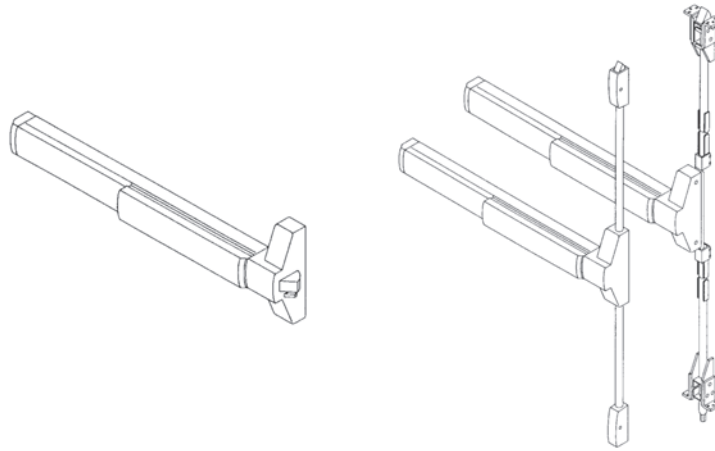
| Quantity | Exit Device | Trim/Function | Finish | Hand | Door Thickness | Door Width | Door Height | Misc. Options |
|----------|-------------|---------------|--------|------|----------------|------------|-------------|---------------|
| 10 | ED4400 | N855ET | 605 | LHR | D200 | W048 | H0706 | M51-M54 |

Trim Only

| Quantity | Trim/Function | Finish | Hand | Door Thickness |
|----------|---------------|--------|------|----------------|
| 24 | N855ET | 625 | RHR | D214 |

Contract/Detailed Order - Rim Exit Device with Trim

| Quantity | Keypad | Exit Device | Trim/Function | Finish | Hand | Door Height | Optional Strike | Door Width | Misc. Options | Optional Cylinder |
|----------|--------|-------------|---------------|--------|------|-------------|-----------------|------------|---------------|-------------------|
| 36 | AA1 | ED4400 | C855ET | 626 | LHR | H0800 | S09 | W048 | M52-M54 | 7P |



36" Device Only, See Quick Code section for 24" and 48" door width options

Includes device, strike(s) and screw pack. No cylinder or trim.

SecureBolt® ED4200S Series

| Function | Description | Finish: 613E, 630, BSP, WSP | Finish: 605, 606, 611, 612, 613, 618, 619, 625, 629, 722 |
|-----------|-------------------|-----------------------------|--|
| ED4200S | Panic | \$2,928.00 | \$3,008.00 |
| ED4200SM | Panic | \$2,928.00 | \$3,008.00 |
| ED4200SMA | 3 Hour Fire Rated | \$3,167.00 | \$3,247.00 |

Rim ED4200 Series

| Function | Description | Finish: 613E, 630, BSP, WSP | Finish: 605, 606, 611, 612, 613, 618, 619, 625, 629, 722 |
|----------|-------------------|-----------------------------|--|
| ED4200 | Panic | \$2,841.00 | \$2,921.00 |
| ED4200M | Panic | \$2,841.00 | \$2,921.00 |
| ED4200MA | 3 Hour Fire Rated | \$3,080.00 | \$3,160.00 |

Vertical Rod ED4400 Series

| Function | Description | Finish: 613E, 630, BSP, WSP | Finish: 605, 606, 611, 612, 613, 618, 619, 625, 629, 722 |
|----------|-------------------|-----------------------------|--|
| ED4400 | Panic | \$3,505.00 | \$3,585.00 |
| ED4400M | Panic | \$3,505.00 | \$3,585.00 |
| ED4400MA | 3 Hour Fire Rated | \$3,744.00 | \$3,824.00 |

Concealed V.R. ED4800 Series

| Function | Description | Finish: 613E, 630, BSP, WSP | Finish: 605, 606, 611, 612, 613, 618, 619, 625, 629, 722 |
|----------|-------------------|-----------------------------|--|
| ED4800 | Panic | \$3,619.00 | \$3,699.00 |
| ED4800M | Panic | \$3,619.00 | \$3,699.00 |
| ED4800MA | 3 Hour Fire Rated | \$3,858.00 | \$3,938.00 |

Caution: Be sure of your measurements. Exit devices are NOT returnable.

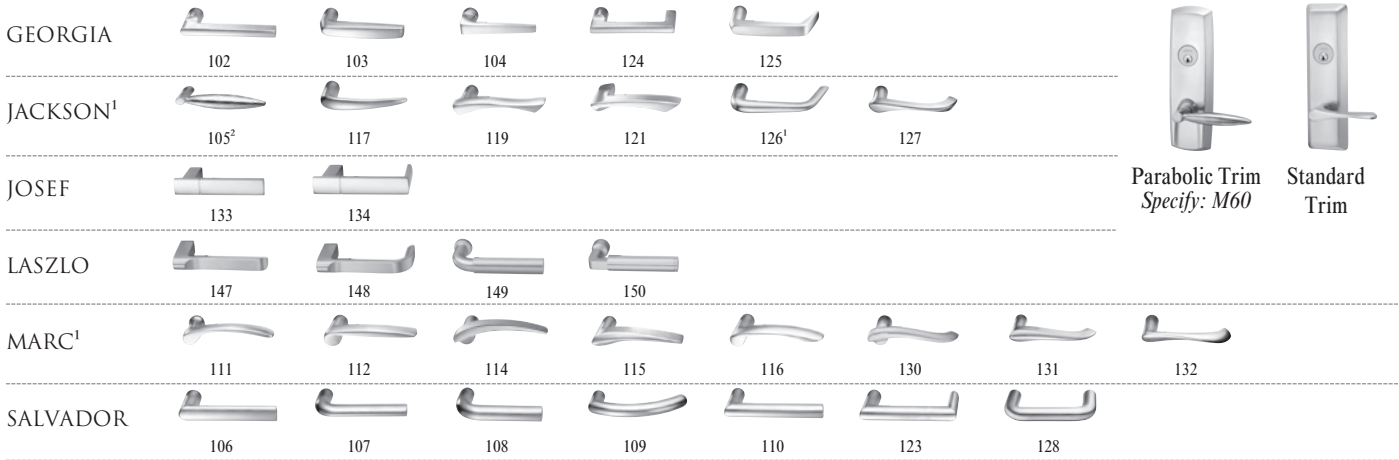
Pushpad Exit Devices

ED4000 Series: Muséo Levers with 800 Series Escutcheon

USA & Canada Prices Effective March 1, 2024



contemporary levers to complement the interior design of your next project



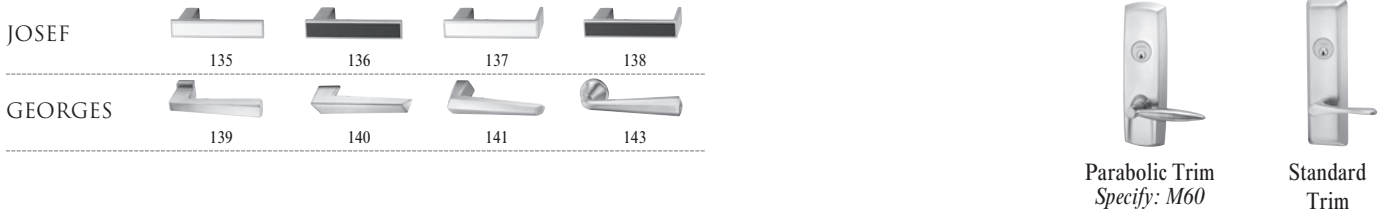
1. Handed: specify hand when ordering
2. Contact factory for current lead time

*629 and *630 finish options are Not available for all Muséo levers. Please refer to page 26 for availability.

| | | | | | |
|------|---|------|--|-----|-----------------------------------|
| 605 | Bright Brass, Clear Coated | 613L | Dark Oxidized Satin Bronze, Clear Coated | BSP | Black Suede Powder Coat |
| 606 | Satin Brass, Clear Coated | 618 | Bright Nickel Plated | WSP | White Suede Powder Coat |
| 611 | Bright Bronze, Clear Coated | 619 | Satin Nickel Plated | 722 | Black Oxidized Bronze, Oil Rubbed |
| 612 | Satin Bronze, Clear Coated | 625 | Bright Chromium Plated | | |
| 613 | Dark Oxidized Satin Bronze, Oil Rubbed | 626 | Satin Chromium Plated | | |
| 613E | Dark Oxidized Satin Bronze - Equivalent | 629* | Bright Stainless Steel | | |
| | | 630* | Satin Stainless Steel | | |

Function

| | | | |
|--------------------|--------------------------|--|-------------------------|
| Rim/SVR/CVR | 810 850 855 859 | Passage Dummy Classroom Storeroom | \$954.00 |
| Options | M60 | Parabolic Escutcheon | Add \$111.00 per device |



1. Handed: specify hand when ordering
2. Contact factory for current lead time

| | | | | | |
|------|---|------|--|-----|-----------------------------------|
| 605 | Bright Brass, Clear Coated | 613L | Dark Oxidized Satin Bronze, Clear Coated | BSP | Black Suede Powder Coat |
| 606 | Satin Brass, Clear Coated | 618 | Bright Nickel Plated | WSP | White Suede Powder Coat |
| 611 | Bright Bronze, Clear Coated | 619 | Satin Nickel Plated | 722 | Black Oxidized Bronze, Oil Rubbed |
| 612 | Satin Bronze, Clear Coated | 625 | Bright Chromium Plated | | |
| 613 | Dark Oxidized Satin Bronze, Oil Rubbed | 626 | Satin Chromium Plated | | |
| 613E | Dark Oxidized Satin Bronze - Equivalent | 629* | Bright Stainless Steel | | |
| | | 630* | Satin Stainless Steel | | |

| | | | |
|--------------------|--------------------------|--|-------------------------|
| Rim/SVR/CVR | 810 850 855 859 | Passage Dummy Classroom Storeroom | \$1,028.00 |
| Options | M60 | Parabolic Escutcheon | Add \$111.00 per device |



Experience a safer and more open world


Pushpad Exit Devices

ED4000 Series: Muséo Levers with 800 Series Escutcheon

USA & Canada Prices Effective March 1, 2024



contemporary levers to complement the interior design of your next project



*613E, BSP, WSP finishes are not available with 21M levers.



| | |
|------|---|
| 613E | Dark Oxidized Satin Bronze – Equivalent |
| 629 | Bright Stainless Steel |
| 630 | Satin Stainless Steel |
| BSP | Black Suede Powder Coat |
| WSP | White Suede Powder Coat |

Function

| | | | | |
|--------------------|-----|--|--|-------------------------|
| Rim/SVR/CVR | 810 | Passage Dummy Classroom Storeroom | | \$1,028.00 |
| | 850 | | | |
| | 855 | | | |
| | 859 | | | |
| Options | M60 | Parabolic Escutcheon | | Add \$111.00 per device |



Experience a safer
and more open world

ED4200S/ED4200/ED4400/ED4800 SecureBolt®, Rim, Surface and Concealed V.R. Trim

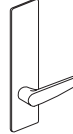
Cylinder is not included.

Escutcheon Trim Design: A8 Armstrong



Lever: Cast

Escutcheon: Wrought



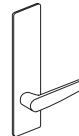
| Function | Description | Finish: 605, 606, 611, 612, 613, 613E, 618, 619, 625, 626, 629, 630, 722, BSP |
|----------|------------------------|---|
| A810ET | Passage | \$926.00 |
| A850ET | Dummy | |
| A855ET | Classroom ¹ | |
| A859ET | Storeroom | |

Escutcheon Trim Design: C8 Citation



Lever: Cast

Escutcheon: Wrought



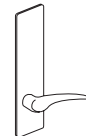
| Function | Description | Finish: 605, 606, 611, 612, 613, 613E, 618, 619, 625, 626, 629, 630, 722, BSP |
|----------|------------------------|---|
| C810ET | Passage | \$926.00 |
| C850ET | Dummy | |
| C855ET | Classroom ¹ | |
| C859ET | Storeroom | |

Escutcheon Trim Design: D8 Dirke



Lever: Cast

Escutcheon: Wrought



| Function | Description | Finish: 605, 606, 611, 612, 613, 613E, 618, 619, 625, 626, 629, 630, 722, BSP |
|----------|------------------------|---|
| D810ET | Passage | \$926.00 |
| D850ET | Dummy | |
| D855ET | Classroom ¹ | |
| D859ET | Storeroom | |

Note:

1. Classroom function trim may be converted to storeroom function by a simple field adjustment. No additional parts required.

ED4200S/ED4200/ED4400/ED4800 SecureBolt®, Rim, Surface and Concealed V.R. Trim

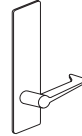
Cylinder is not included.

Escutcheon Trim Design: E8 Essex



Lever: Cast

Escutcheon: Wrought



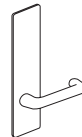
| Function | Description | Finish: 605, 606, 611, 612, 613, 613E, 618, 619, 625, 626, 629, 630, 722, BSP |
|----------|------------------------|---|
| E810ET | Passage | \$926.00 |
| E850ET | Dummy | |
| E855ET | Classroom ¹ | |
| E859ET | Storeroom | |

Escutcheon Trim Design: L8 Lustra



Lever: Cast

Escutcheon: Wrought



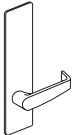
| Function | Description | Finish: 605, 606, 611, 612, 613, 613E, 618, 619, 625, 626, 629, 630, 722, BSP |
|----------|------------------------|---|
| L810ET | Passage | \$926.00 |
| L850ET | Dummy | |
| L855ET | Classroom ¹ | |
| L859ET | Storeroom | |

Escutcheon Trim Design: N8 Newport



Lever: Cast

Escutcheon: Wrought



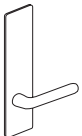
| Function | Description | Finish: 605, 606, 611, 612, 613, 613E, 618, 619, 625, 626, 629, 630, 722, BSP |
|----------|------------------------|---|
| N810ET | Passage | \$926.00 |
| N850ET | Dummy | |
| N855ET | Classroom ¹ | |
| N859ET | Storeroom | |

Escutcheon Trim Design: R8 Regis



Lever: Cast

Escutcheon: Wrought



| Function | Description | Finish: 605, 606, 611, 612, 613, 613E, 618, 619, 625, 626, 629, 630, 722, BSP |
|----------|------------------------|---|
| R810ET | Passage | \$926.00 |
| R850ET | Dummy | |
| R855ET | Classroom ¹ | |
| R859ET | Storeroom | |

Note: 1. Classroom function trim may be converted to storeroom function by a simple field adjustment. No additional parts required.

ED4200S/ED4200/ED4400/ED4800 SecureBolt® , Rim, Surface and Concealed V.R. Trim

Cylinder is not included.

Escutcheon Trim Design: PR8 Princeton



Lever: Cast

Escutcheon: Wrought



| Function | Description | Finish: 605, 606, 611, 612, 613, 613E, 618, 619, 625, 626, 629, 630, 722, BSP |
|----------|------------------------|---|
| PR810ET | Passage | \$926.00 |
| PR850ET | Dummy | |
| PR855ET | Classroom ¹ | |
| PR859ET | Storeroom | |

Escutcheon Trim Design: F4 Plate

Plate: Wrought



| Function | Description | Finish: 605, 606, 611, 612, 613, 613E, 618, 619, 625, 626, 629, 630, 722, BSP |
|----------|-------------|---|
| F450ET | Dummy | \$367.00 |
| F457ET | Nightlatch | |

Escutcheon Trim Design: O8 Plate x Thumbturn

Plate: Wrought

Thumbturn: Cast



| Function | Description | Finish: 605, 606, 612, 613, 613E, 630, 722, BSP |
|-------------------|-------------|---|
| O810 | Passage | \$749.00 |
| O855 ¹ | Classroom | |
| O859 | Storeroom | |

Note:

1. Classroom function trim may be converted to storeroom function by a simple field adjustment. No additional parts required.

ED4200S/ED4200/ED4400/ED4800 SecureBolt®, Rim, Surface and Concealed V.R. Trim

Cylinder is not included.

Escutcheon Trim Design: O14 Plate x Thumbturn


Pull: Cast **Escutcheon:** Wrought **Thumbturn:** Cast



| Function | Description | Finish: 605, 606, 611, 612, 613, 613E, 618, 619, 625, 626, 629, 630, 722, BSP |
|----------------------|-------------|---|
| O1410ET | Passage | \$915.00 |
| O1455ET ¹ | Classroom | |
| O1459ET | Storeroom | |

Escutcheon Trim Design: T14 Pull/Thumbpiece

Grip: Cast **Escutcheon:** Wrought



| Function | Description | Finish: 605, 606, 611, 612, 613, 613E, 618, 619, 625, 626, 629, 630, 722, BSP |
|----------------------|-------------------------|---|
| T1410ET | Passage | \$884.00 |
| T1450ET | Dummy | \$801.00 |
| T1455ET ¹ | Classroom | \$884.00 |
| T1457ET | Nightlatch (see note 2) | \$801.00 |

Escutcheon Trim Design: P10 Pull



Pull: Extruded **Escutcheon:** Wrought



| Function | Description | Finish: 605, 606, 611, 612, 613, 613E, 618, 619, 625, 626, 629, 630, 722, BSP |
|----------|-------------------------|---|
| P1050ET | Dummy | \$890.00 |
| P1057ET | Nightlatch (see note 2) | |

Escutcheon Trim Design: K1 Key Only

Note: Available with cylinder option only. Example: K157 x 6P
Cylinder option pricing applies.

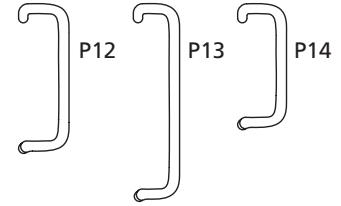


| Function | Description | Finish: 605, 606, 611, 612, 613, 618, 619, 622, 625, 626, 722 |
|----------|-------------------------|---|
| K157ET | Nightlatch ² | \$84.00 |

Notes:

- Classroom function trim may be converted to storeroom function by a simple field adjustment. No additional parts required.
- Not recommended for use on surface or concealed vertical rod exit devices.

Offset Pull Trim: P12, P13, P14



| Offset Pull Trim | Part Number | Finish: 605, 606, 611, 612, 613, 613E, 618, 619, 625, 626, 629, 630, 722, BSP | |
|------------------|------------------|---|----------|
| P12 | 716F50M X Finish | | \$413.00 |
| P13 | 716F51M X Finish | | \$503.00 |
| P14 | 716F52M X Finish | | \$354.00 |

Electrified Options for Exit Devices

| Description | Specify | Add or Deduct |
|--|---------|---------------|
| Exit Alarm Device (cylinder is not included) | M61 | \$1,107.00 |
| Bolt Position Monitoring | M91* | Add \$327.00 |
| Touchbar Monitoring or Signaling/Request to Exit (REX) | M92* | Add \$320.00 |
| Outside Trim Monitoring or Signaling | M93* | |
| Motorized Electric Latch Retraction | MELR | Add \$1228.00 |
| Electric Dogging | M97 | Add \$624.00 |

Delayed Egress Device

| Description | Specify | Add or Deduct |
|--|---------|---------------|
| Delayed Egress (Suffix the letter D to device. Ex: ED4200) | D | Add \$2402.00 |
| 30-Second Delay | M88* | \$167.00 |
| BOCA 15-Second Delay | M89* | |
| BOCA 30-Second Delay | M90* | |

Electrified Accessories

| Part Number | Description | Specify | Price |
|-------------|--|-----------|------------|
| 709F609 | Power Supply 1 Amp (controls 1 'D' device) | BPS-24-1 | \$522.00 |
| 709F619 | Power Supply 2 Amp (controls 2 'D' devices or 1 "D" with SAF or SEC) | BPS-24-2 | \$1,072.00 |
| 709F269 | Power Supply 4 amp 24VDC | BPS-24-4 | \$1,796.00 |
| 704F288 | Concealed transfer (for over 120-degree swing door) | EPTL | \$201.00 |
| 709F689 | (1) SPDT Maintained Switch (Includes LED) | MKA | \$201.00 |
| 709F709 | (1) SPDT Momentary Switch (Includes LED) | MK | \$307.00 |
| 709F749 | (1) SPDT Momentary Switch (Illuminated) | PB2 | \$236.00 |
| 709F759 | (1) SPDT Maintained (Alternating Action) Switch | PB3EA | \$181.00 |
| 709F769 | (1) SPDT Momentary Switch (Illuminated) | PB3 | \$228.00 |
| 709F779 | (1) SPDT Momentary Switch | PB3ER | \$153.00 |
| 709F729 | DPDT Momentary Key Switch | MK2 | \$354.00 |
| 709F699 | Narrow Stile Key Switch (Alt. action) | MKAN | \$307.00 |
| 709F719 | Narrow Stile Momentary Key Switch | MKN | \$307.00 |
| 709F789 | Sonalert 90db @ 2 ft. 12-24VDC. Mounted on one gang stainless steel plate. | PZ1 | \$153.00 |
| | Alarm Kit (cylinder is not included) ^{1,2} | ED40AK | \$1,258.00 |
| 709F679 | Door Cord | TSB-C | \$65.00 |
| 741F739 | Digital Entry System (4 users) | DK-12 | \$329.00 |
| 709F809 | Digital Entry System (59 users) ST finish | FADK-26SS | \$1,082.00 |
| 709F819 | Digital Entry System (59 users) Black finish | DK-26BK | \$1,082.00 |

Notes:

- Alarm kit cannot be installed in the field to surface vertical rod exit device. Any attempt to do so voids all warranties.
- Specify Finish and Length.

***ElectroLynx®**

As part of their promise to provide innovative, fast and effective high security solutions to their customers, certain ASSA ABLOY Group brands offer *ElectroLynx®*, a universal quick-connect system that simplifies the electrification of the door opening.

| Cylinder Options* | | |
|---|---------------------------|---------------------------|
| Description | Specify Quick Code | Add or Deduct |
| Conventional 6-pin | 6P* | Add \$125.00 per cylinder |
| Conventional 7-pin | 7P | Add \$127.00 per cylinder |
| LFIC | | |
| LFIC 6-pin | C6 | Add \$233.00 per cylinder |
| LFIC 6-pin less core | CL6 | Add \$125.00 per cylinder |
| LFIC 6-pin with temporary construction core (Red) | CT6R | Add \$233.00 per cylinder |
| LFIC 6-pin with temporary construction core (Blue) | CT6B | Add \$233.00 per cylinder |
| LFIC 6-pin with temporary construction core (Green) | CT6G | Add \$233.00 per cylinder |
| LFIC 6-pin with temporary disposable core | CT6D | Add \$125.00 per cylinder |
| LFIC 7-pin | C7 | Add \$237.00 per cylinder |
| LFIC 7-pin less core | CL7 | Add \$127.00 per cylinder |
| LFIC 7-pin with temporary construction core (Red) | CT7R | Add \$237.00 per cylinder |
| LFIC 7-pin with temporary construction core (Blue) | CT7B | Add \$237.00 per cylinder |
| LFIC 7-pin with temporary construction core (Green) | CT7G | Add \$237.00 per cylinder |
| LFIC 7-pin with temporary disposable core | CT7D | Add \$127.00 per cylinder |
| SFIC | | |
| SFIC 6-pin | C6S | Add \$222.00 per cylinder |
| SFIC 6-pin with temporary construction core (Blue) | CT6SB | Add \$222.00 per cylinder |
| SFIC 6-pin with SFIC disposable temporary core | CT6SD | Add \$125.00 per cylinder |
| SFIC 6-pin with Less Core | CLS6 | Add \$125.00 per cylinder |
| SFIC 7-pin | C7S | Add \$222.00 per cylinder |
| SFIC 7-pin with temporary construction core (Blue) | CT7SB | Add \$222.00 per cylinder |
| SFIC 7-pin with SFIC disposable temporary core | CT7SD | Add \$125.00 per cylinder |
| SFIC 7-pin with Less Core | CLS7 | Add \$125.00 per cylinder |
| Security | | |
| Security ⁴ | HS | Add \$289.00 per cylinder |
| Security LFIC ⁴ | CHS | Add \$393.00 per cylinder |
| Access 3 | | |
| Access 3 Patented | AP | Add \$125.00 per cylinder |
| Access 3 Security | AS | Add \$206.00 per cylinder |
| Access 3 High Security, UL 437 | AHS | Add \$240.00 per cylinder |
| Access 3 LFIC Patented | ACP | Add \$233.00 per cylinder |
| Access 3 LFIC Security | ACS | Add \$314.00 per cylinder |
| Access 3 LFIC High Security, UL 437 | ACHS | Add \$348.00 per cylinder |
| Pyramid | | |
| Pyramid Security fixed core | PS | Add \$212.00 per cylinder |
| Pyramid Security LFIC | PCS | Add \$313.00 per cylinder |
| Pyramid High Security fixed core | PHS | Add \$255.00 per cylinder |
| Pyramid High Security LFIC | PCHS | Add \$357.00 per cylinder |
| Pyramid LFIC with temporary construction core ³ | CTP | Add \$233.00 per cylinder |
| Pyramid LFIC with temporary disposable core ³ | CTPD | Add \$125.00 per cylinder |
| Pyramid LFIC less core | CLP | Add \$125.00 per cylinder |
| <p>*Optional dogging cylinder will be furnished with the same mechanism and keyed alike with the trim cylinder, unless otherwise specified. If different keying or cylinder type is required, specify outside (trim) first, then inside (dogging) cylinder. **6P cylinder option is supplied in 6-pin, L4 keyway, 0-bitted with two nickel silver keys.</p> <p>*For key bows other than 10 and 90, specify "KB" + bow number as Quick Code, e.g. KB12.</p> <p>Notes: 1. CMK Construction master keying charge is in addition to master keying charge. 2. CMK Construction master keying is not available in interchangeable core, Access 3, Pyramid, or Security series. 3. VKC2, VKC3, CKC3 are not available in Pyramid or Security series.</p> | | |

| Cylinder Options (continued) & Keying Options* | | |
|--|--------------------|--------------------------------|
| Description | Specify Quick Code | Add or Deduct |
| Keying and Keys | | |
| 0-bitted with 2 Blank Keys | (standard) | No Charge |
| Keyed Random | KR | |
| Construction Master Keyed ² | CMK | |
| More than 2 Keys | KY# (e.g., KY6) | See page 33 - Cut Keys Section |
| Master Keying | | |
| Master keyed (all cylinders except CR8000, CR8020, CR8027, CR8200, CR8500, CR8600, CR8700) | MK | Add \$16.00 per cylinder |
| Master keyed Pyramid (except CR8020, CR8027 LFIC cores) | MK | |
| Master keyed Security (including LFIC cylinder and core) | MK | |
| Master keyed Access 3 (except CR8500, CR8600, CR8700 LFIC cores) | MK | |
| Master keyed (CR8000, CR8020, CR8027, CR8200, CR8500, CR8600, CR8700) | MK-IC | No Charge |
| Master keyed to customer bittings or sample key | MK-CB | Add \$16.00 per cylinder |
| Visual Key Control (VKC) | | |
| No bitting or keyset stamping on keys | VKC0 | \$4.50 |
| Keys only | VKC1 | No Charge |
| Cylinders and keys (not for AS, AHS, ACS, ACHS, HS, CHS, PHS or PCHS) | VKC2 | \$8.00 |
| Cylinders only (not for AS, AHS, HS, ACS, ACHS, CHS, PHS or PCHS) | VKC3 | |
| Concealed Key Control (CKC) | | |
| CKC cylinders with VKC keys | CKC2 | \$8.00 |
| CKC cylinders only (not for AS, AHS, ACS, ACHS, PHS, PCHS) | CKC3 | |

*Optional dogging cylinder will be furnished with the same mechanism and keyed alike with the trim cylinder, unless otherwise specified. If different keying or cylinder type is required, specify outside (trim) first, then inside (dogging) cylinder.

**6P cylinder option is supplied in 6-pin, L4 keyway, 0-bitted with two nickel silver keys.

*For key bows other than 10 and 90, specify "KB" + bow number as Quick Code, e.g. KB12.

- Notes:
1. CMK Construction master keying charge is in addition to master keying charge.
 2. CMK Construction master keying is not available in interchangeable core, Access 3, Pyramid, or Security series.
 3. VKC2, VKC3, CKC3 are not available in Pyramid or Security series.

Door Height Options

ED4400 Device

| Door Height | Specify | Add or Deduct |
|-------------|------------|-------------------------|
| 7'0" | (standard) | No Charge |
| 7'2" | H0702 | |
| 7'6" | H0706 | |
| 8'0" | H0800 | |
| 9'0" | H0900 | Add \$116.00 per device |
| 10'0" | H1000 | |

ED4800 Device

| Door Height | Specify | Add or Deduct |
|-------------|------------|-------------------------|
| 8'0" | (standard) | No Charge |
| 8'2" | H0802 | |
| 8'6" | H0806 | |
| 9'0" | H0900 | Add \$116.00 per device |
| 10'0" | H1000 | |

Door Width Options

| Door Width | Specify | Add or Deduct |
|------------|------------|-------------------------|
| 24" | W024 | Add \$414.00 per device |
| 36" | (standard) | No Charge |
| 48" | W048 | Add \$51.00 per device |

Door Thickness Options

| Door Thickness | Specify | Add or Deduct |
|----------------|------------|---------------|
| 1-3/4" | (standard) | No Charge |
| 2" | D200 | |
| 2-1/4" | D214 | |

Strike Options

| Description | Specify | Add or Deduct |
|-----------------------------------|---------|------------------------|
| Surface or concealed vertical rod | S09 | No Charge |
| Bottom strike for 1/2" threshold | | |
| Flush transom top strike bracket | M67 | Add \$42.00 per device |

| Miscellaneous Options | | |
|---|----------------|-------------------------|
| Description | Specify | Add or Deduct |
| Torx® screws for rim, concealed vertical rod, mortise | M04 | Add \$68.00 per device |
| Torx® screws for surface vertical rod | M04 | Add \$125.00 per device |
| Knurling outside and inside (Embossed Touchbar - device side) | M20* | Add \$211.00 per device |
| Knurling outside only (trim side) ¹ | M21* | Add \$101.00 per device |
| Knurling inside only (Embossed Touchbar - device side) | M22* | Add \$110.00 per device |
| Abrasive coat outside and inside (trim and device) | M23 | Add \$130.00 per device |
| Abrasive coat inside only (device side) | M24 | Add \$69.00 per device |
| Abrasive coat outside only (trim side) | M25 | Add \$61.00 per device |
| Pathlite™ Photoluminescent Touchbar cover | M49 | Add \$490.00 per device |
| Less dogging | M51 | No Charge |
| Cylinder dogging (less cylinder) | M52 | Add \$131.00 per device |
| Sex nuts and bolts (SNBs) | M54 | No Charge |
| Mullion stabilizer* | M57 | Add \$70.00 per mullion |
| Shim kit (for vision light) | | |
| – All rim and concealed vertical rod | M58 | Add \$102.00 per device |
| – All surface vertical rod | M58 | Add \$134.00 per device |
| End Cap Reinforcement (used with standard end cap only) | M109 | Add \$111.00 per device |
| Flush End Cap | M110 | No Charge |

1. Not available with Vineyard™ or Muséo® levers.

*All levers provided in a powder coat finish will be supplied with an abrasive coating.

Removable Mullion

Ordering Example

| Quantity | Mullion Number | Finish |
|----------|----------------|--------|
| 10 | CR808 | 628 |

| Door Height | Specify | Finish | Price |
|-------------|---------|--------|------------|
| Up to 8'0" | CR808 | 628 | \$2,144.00 |
| Up to 8'0" | CR808 | 695 | \$2,462.00 |

*Standard with all 808 mullions.

Custom Laser Engraving- LASER

Laser engraving processing charge (all engraving types)

- \$250.00 net per order. Charge will be applied to production order when placed.

Single Vanity, Logo or Other (same engraving on all parts)

- \$10.00 net add each
- Mortise Escutcheon - \$10.00 net add each
- HPSK Paddle - \$10.00 net add each

Unique laser engraving (i.e. Room Number, Apartment Number, etc)

- \$12.00 net add each (per piece)

Standard Features
Handing

Devices are field reversible;
specify hand. Lever trims are
handed; specify hand.

Note:
Specify hand for all double cylinder
exit devices

Door Thickness

1-3/4"

Door Width

36"

Projection

3-1/4"; 2-3/4" dogged

Trim

Cylinder is not included.
See page 327 for
cylinder options.

SecureBolt®

- ED5200S Panic
- ED5200SA 3 Hour Fire Rated
- ED5202S Double Cylinder Panic,
SecureBolt®
- ED5202SA Double Cylinder, Secure Bolt,
3 Hour Fire Rated

RIM

- ED5200 Panic
- ED5200A 3 Hour Fire Rated
- ED5202 Double Cylinder Panic
- ED5202A Double Cylinder; 3 Hour fire rated

Vertical Rod

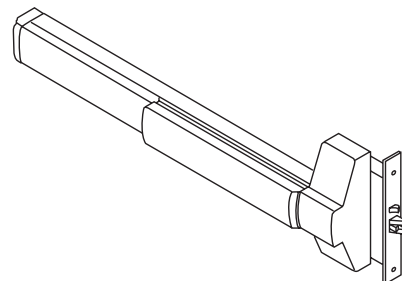
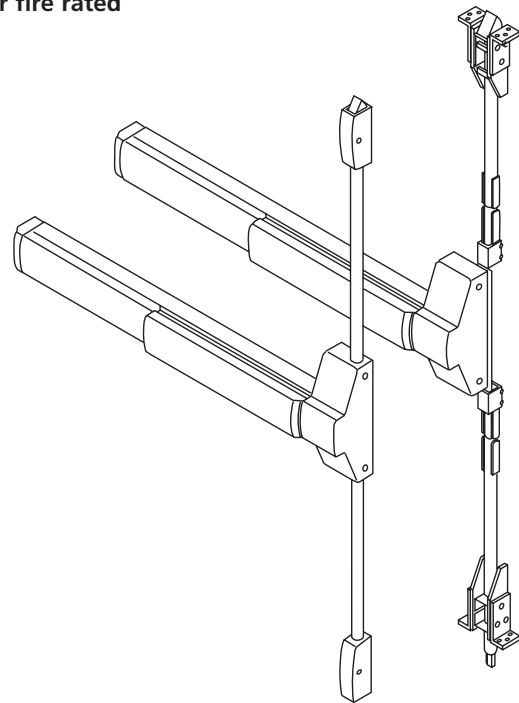
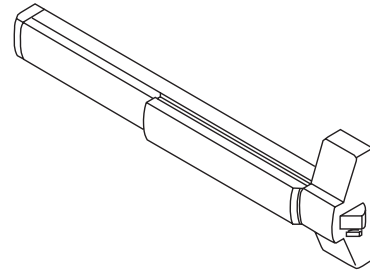
- ED5400 Panic
- ED5470 Panic
- ED5400A 3 Hour Fire Rated
- ED5470B 1-1/2 Hour Fire Rated

Concealed Vertical Rod

- ED5800 Panic
- ED5860 Panic
- ED5800A 3 Hour Fire Rated
- ED5860B 1-1/2 Hour Fire Rated

Mortise

- ED5600 Panic
- ED5600A 3 Hour Fire Rated
- ED5602L Double Cylinder Panic
(Classroom Function)
- ED5602AL Double Cylinder
(Classroom Function);
3 Hour Fire Rated



Ordering Examples
Exit Device with Trim

| Quantity | Exit Device | Trim/Function | Finish | Hand | Door Thickness | Optional Strike | Door Width | Misc. Options |
|----------|-------------|---------------|--------|------|----------------|-----------------|------------|---------------|
| 36 | ED5600L | N9M55ET | 605 | LHR | D200 | SB134 | W048 | M51-M54 |

Trim Only

| Quantity | Trim/Function | Finish | Hand | Door Thickness |
|----------|---------------|--------|------|----------------|
| 24 | N955ET | 625 | RHR | D214 |

Contract/Detailed Order - Rim Exit Device with Trim

| Quantity | Keypad | Exit Device | Trim/Function | Finish | Hand | Door Thickness | Door Width | Misc. Options | Optional Cylinder |
|----------|--------|-------------|---------------|--------|------|----------------|------------|---------------|-------------------|
| 36 | AA1 | ED5200 | C955ET | 613E | LHR | D200 | W048 | M52-M54 | 6P |

Notes:

M55 less bottom rod option is available on ED5470(B) and ED5860(B) devices only.
H0900 and H1000 options are available on ED5470(B) and ED5860(B) devices only.
Non fire rated devices do not have a door size limitation set by UL.

36" Device Only

Includes device, strike(s) and screw pack. No cylinder or trim.

SecureBolt® ED5200S Series

| Function | Description | Finish: 613E, 630, BSP, WSP | Finish: 605, 606, 611, 612, 613, 618, 619, 625, 629, 722 |
|-----------------------|---|-----------------------------|--|
| ED5200S | Panic | \$2,336.00 | \$2,432.00 |
| ED5202S ¹ | Double Cylinder Panic <i>Classroom function Trim only</i> | \$2,619.00 | \$2,715.00 |
| ED5200SA | 3 Hour Fire Rated | \$2,575.00 | \$2,671.00 |
| ED5202SA ¹ | Double Cylinder 3 Hour Fire Rated <i>Classroom function Trim only</i> | \$2,858.00 | \$2,954.00 |

Rim ED5200 Series

| Function | Description | Finish: 613E, 630, BSP, WSP | Finish: 605, 606, 611, 612, 613, 618, 619, 625, 629, 722 |
|----------------------|---|-----------------------------|--|
| ED5200 | Panic | \$2,248.00 | \$2,344.00 |
| ED5202 ¹ | Double Cylinder Panic <i>Classroom function Trim only</i> | \$2,532.00 | \$2,628.00 |
| ED5200A | 3 Hour Fire Rated | \$2,487.00 | \$2,583.00 |
| ED5202A ¹ | Double Cylinder 3 Hour Fire Rated <i>Classroom function Trim only</i> | \$2,771.00 | \$2,867.00 |

Vertical Rod ED5400 Series

| Function | Description | Finish: 613E, 630, BSP, WSP | Finish: 605, 606, 611, 612, 613, 618, 619, 625, 629, 722 |
|----------|-----------------------|-----------------------------|--|
| ED5400 | Panic | \$3,004.00 | \$3,100.00 |
| ED5470 | Panic | \$3,089.00 | \$3,185.00 |
| ED5400A | 3 Hour Fire Rated | \$3,243.00 | \$3,339.00 |
| ED5470B | 1-1/2 Hour Fire Rated | \$3,328.00 | \$3,424.00 |

Mortise ED5600 Series

| Function | Description | Finish: 613E, 630, BSP, WSP | Finish: 605, 606, 611, 612, 613, 618, 619, 625, 629, 722 |
|-----------------------|---|-----------------------------|--|
| ED5600L | Panic | \$2,932.00 | \$3,028.00 |
| ED5657L | | | |
| ED5600T | | | |
| ED5657T | | | |
| ED5602L ¹ | Double Cylinder Panic <i>Classroom function Trim only</i> | \$3,219.00 | \$3,315.00 |
| ED5600AL | 3 Hour Fire Rated | \$3,171.00 | \$3,267.00 |
| ED5657AL | | | |
| ED5600AT | | | |
| ED5657AT | | | |
| ED5602AL ¹ | Double Cylinder 3 Hour Fire Rated <i>Classroom function Trim only</i> | \$3,458.00 | \$3,554.00 |

Concealed V.R. ED5800 Series

| Function | Description | Finish: 613E, 630, BSP, WSP | Finish: 605, 606, 611, 612, 613, 619, 625, 629, 722 |
|----------|-----------------------|-----------------------------|---|
| ED5800 | Panic | \$3,337.00 | \$3,433.00 |
| ED5860 | Panic | \$3,509.00 | \$3,605.00 |
| ED5800A | 3 Hour Fire Rated | \$3,576.00 | \$3,672.00 |
| ED5860B | 1-1/2 Hour Fire Rated | \$3,748.00 | \$3,844.00 |

Inactive Bar ED5000DB Series

| Function | Description | Finish: 613E, 630, BSP, WSP | Finish: 605, 606, 611, 612, 613, 619, 625, 629, 722 |
|----------|--------------|-----------------------------|---|
| ED5000DB | Inactive Bar | \$1,108.00 | \$1,204.00 |

1.Specify handing for double cylinder devices
 Only classroom function trim can be used with double cylinder devices.
 Caution: Be sure of your measurements. Exit devices are NOT returnable.

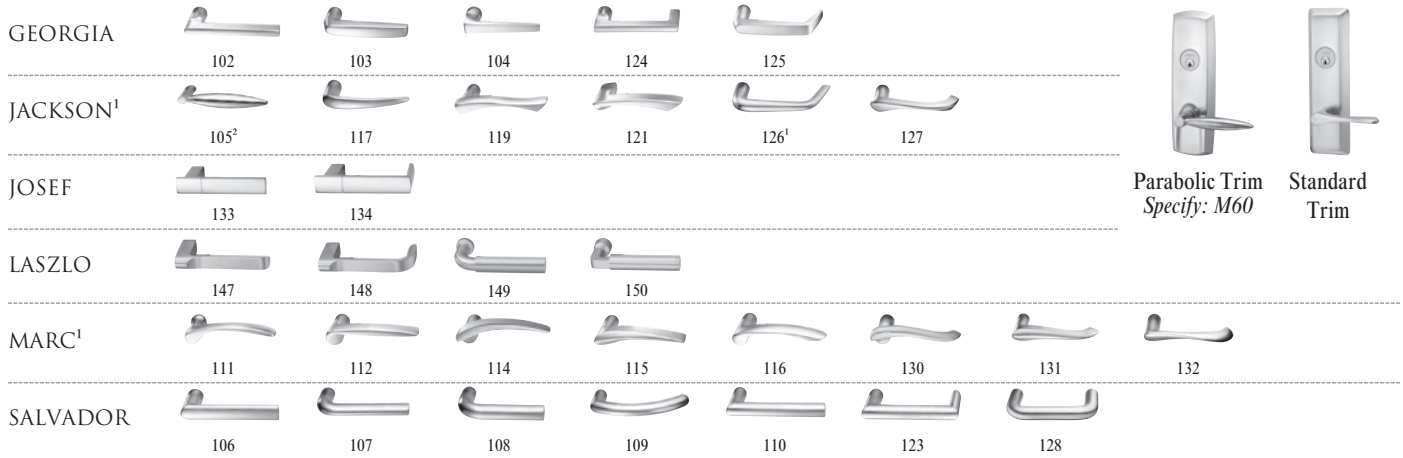
Pushpad Exit Devices

ED5000 Series: Muséo Levers with 900 Series Escutcheon

USA & Canada Prices Effective March 1, 2024



contemporary levers to complement the interior design of your next project



1. Handed: specify hand when ordering
2. Contact factory for current lead time

*629 and *630 finish options are Not available for all Muséo levers. Please refer to page 26 for availability.

| | | | | | |
|------|---|------|--|-----|-----------------------------------|
| 605 | Bright Brass, Clear Coated | 613L | Dark Oxidized Satin Bronze, Clear Coated | BSP | Black Suede Powder Coat |
| 606 | Satin Brass, Clear Coated | 618 | Bright Nickel Plated | WSP | White Suede Powder Coat |
| 611 | Bright Bronze, Clear Coated | 619 | Satin Nickel Plated | 722 | Black Oxidized Bronze, Oil Rubbed |
| 612 | Satin Bronze, Clear Coated | 625 | Bright Chromium Plated | | |
| 613 | Dark Oxidized Satin Bronze, Oil Rubbed | 626 | Satin Chromium Plated | | |
| 613E | Dark Oxidized Satin Bronze - Equivalent | 629* | Bright Stainless Steel | | |
| | | 630* | Satin Stainless Steel | | |

Function

| | | | |
|--------------------|------|----------------------|-------------------------|
| Rim/SVR/CVR | 910 | Passage | \$954.00 |
| | 950 | Dummy | |
| | 955 | Classroom | |
| | 957 | Nightlatch | |
| | 959 | Storeroom | |
| Mortise | 9M10 | Passage | \$954.00 |
| | 9M50 | Dummy | |
| | 9M55 | Classroom | |
| | 9M57 | Nightlatch | |
| Electrified | 9903 | Fail Safe | \$1,554.00 |
| | 9905 | Fail Secure | |
| Options | M60 | Parabolic Escutcheon | Add \$111.00 per device |

Ordering Example Details

- 111 Marc family lever
- 9M50 Dummy Trim; Mortise
- 625 Bright Chrome finish
- RHR Right Hand Reverse
- D214 2-1/4" Door Thickness
- M60 Parabolic Escutcheon Design (mechanical)



| Trim Only | | | | | |
|-----------|---------------|--------|------|----------------|--------|
| Quantity | Trim/Function | Finish | Hand | Door Thickness | Option |
| 24 | 1119M50 | 625 | RHR | D214 | M60 |



Experience a safer and more open world

Pushpad Exit Devices

ED5000 Series: Muséo Levers with 900 Series Escutcheon

USA & Canada Prices Effective March 1, 2024

contemporary levers to complement the interior design of your next project



JOSEF



GEORGES



Parabolic Trim
Specify: M60

Standard Trim

1. Handed: specify hand when ordering
2. Contact factory for current lead time

| | | | | | |
|------|---|------|--|-----|-----------------------------------|
| 605 | Bright Brass, Clear Coated | 613L | Dark Oxidized Satin Bronze, Clear Coated | BSP | Black Suede Powder Coat |
| 606 | Satin Brass, Clear Coated | 618 | Bright Nickel Plated | WSP | White Suede Powder Coat |
| 611 | Bright Bronze, Clear Coated | 619 | Satin Nickel Plated | 722 | Black Oxidized Bronze, Oil Rubbed |
| 612 | Satin Bronze, Clear Coated | 625 | Bright Chromium Plated | | |
| 613 | Dark Oxidized Satin Bronze, Oil Rubbed | 626 | Satin Chromium Plated | | |
| 613E | Dark Oxidized Satin Bronze - Equivalent | 629* | Bright Stainless Steel | | |
| | | 630* | Satin Stainless Steel | | |

Function

| | | | |
|--------------------|------|----------------------|-------------------------|
| Rim/SVR/CVR | 910 | Passage | \$1,028.00 |
| | 950 | Dummy | |
| | 955 | Classroom | |
| | 957 | Nightlatch | |
| | 959 | Storeroom | |
| Mortise | 9M10 | Passage | \$1,028.00 |
| | 9M50 | Dummy | |
| | 9M55 | Classroom | |
| | 9M57 | Nightlatch | |
| Electrified | 9903 | Fail Safe | \$1,672.00 |
| | 9905 | Fail Secure | |
| Options | M60 | Parabolic Escutcheon | Add \$111.00 per device |

Ordering Example Details

- 133 Josef family lever
- 9M50 Dummy Trim; Mortise
- 625 Bright Chrome finish
- RHR Right Hand Reverse
- D214 2-1/4" Door Thickness
- M60 Parabolic Escutcheon Design (mechanical)



| Trim Only | | | | | |
|-----------|---------------|--------|------|----------------|--------|
| Quantity | Trim/Function | Finish | Hand | Door Thickness | Option |
| 24 | 1339M50 | 625 | RHR | D214 | M60 |



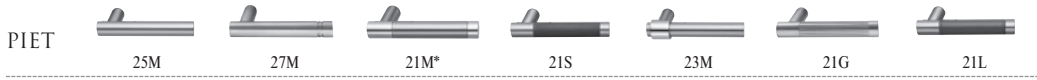
Experience a safer and more open world

Pushpad Exit Devices

ED5000 Series: Muséo Levers with 900 Series Escutcheon

USA & Canada Prices Effective March 1, 2024

contemporary levers to complement the interior design of your next project



*613E, BSP, WSP finishes are not available with 21M levers.



| | |
|------|---|
| 613E | Dark Oxidized Satin Bronze – Equivalent |
| 629 | Bright Stainless Steel |
| 630 | Satin Stainless Steel |
| BSP | Black Suede Powder Coat |
| WSP | White Suede Powder Coat |

Function

| | | | |
|--------------------|------|----------------------|-------------------------|
| Rim/SVR/CVR | 910 | Passage | \$1,028.00 |
| | 950 | Dummy | |
| | 955 | Classroom | |
| | 957 | Nightlatch | |
| | 959 | Storeroom | |
| Mortise | 9M10 | Passage | \$1,028.00 |
| | 9M50 | Dummy | |
| | 9M55 | Classroom | |
| | 9M57 | Nightlatch | |
| Electrified | 9903 | Fail Safe | \$1,672.00 |
| | 9905 | Fail Secure | |
| Options | M60 | Parabolic Escutcheon | Add \$111.00 per device |



Ordering Example Details

21M Piet Family Lever - Polished with Satin Insert
 9M50 Dummy Trim; Mortise
 293029 Lever Finish
 Polished with satin stainless steel insert (630), polished stainless steel (629) shank and polished stainless steel (629) grip
 629 Lock Finish
 D214 2-1/4" Door Thickness
 M60 Parabolic Escutcheon Design (mechanical)

| Trim Only | | | | | | |
|-----------|---------------|--------------|-------------|------|----------------|--------|
| Quantity | Trim/Function | Lever Finish | Lock Finish | Hand | Door Thickness | Option |
| 2 | 21M9M50 | 293029 | 629 | RHR | D214 | M60 |



Experience a safer and more open world

ED5200S/ED5200/ED5400/ED5800 SecureBolt®, Rim, Surface and CVR Heavy-Duty Trim

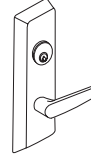
Cylinder is not included.

Escutcheon Trim Design: A9 Armstrong



Lever: Cast

Escutcheon: Forged



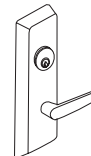
| Function | Description | Finish: 605, 606, 611, 612, 613, 613E, 618, 619, 625, 626, 629 ² , 630 ¹ , 722, BSP |
|----------|--------------------------|---|
| A910ET | Passage | \$954.00 |
| A950ET | Dummy | |
| A955ET | Classroom ^{3,4} | |
| A957ET | Nightlatch ⁵ | |
| A959ET | Storeroom | |

Escutcheon Trim Design: C9 Citation



Lever: Cast

Escutcheon: Forged



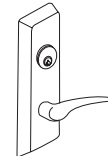
| Function | Description | Finish: 605, 606, 611, 612, 613, 613E, 618, 619, 625, 626, 629 ² , 630 ¹ , 722, BSP |
|----------|--------------------------|---|
| C910ET | Passage | \$954.00 |
| C950ET | Dummy | |
| C955ET | Classroom ^{3,4} | |
| C957ET | Nightlatch ⁵ | |
| C959ET | Storeroom | |

Escutcheon Trim Design: D9 Dirke



Lever: Cast

Escutcheon: Forged



| Function | Description | Finish: 605, 606, 611, 612, 613, 613E, 618, 619, 625, 626, 629 ² , 630 ¹ , 722, BSP |
|----------|--------------------------|---|
| D910ET | Passage | \$954.00 |
| D950ET | Dummy | |
| D955ET | Classroom ^{3,4} | |
| D957ET | Nightlatch ⁵ | |
| D959ET | Storeroom | |

Notes:

1. 619 finish provided to match 630 finish
2. 618 finish provided to match 629 finish.
3. Classroom function trim may be converted to storeroom function by a simple field adjustment. No additional parts required.
4. Only Classroom function may be used with Double Cylinder exit devices.
5. Not recommended for use with surface or concealed vertical rod exit devices (ED5400, ED5800)

ED5200S/ED5200/ED5400/ED5800 SecureBolt®, Rim, Surface and CVR Heavy-Duty Trim

Cylinder is not included.

Escutcheon Trim Design: E9 Essex



Lever: Cast

Escutcheon: Forged



| Function | Description | Finish: 605, 606, 611, 612, 613, 613E, 618, 619, 625, 626, 629 ² , 630 ¹ , 722, BSP |
|----------|--------------------------|---|
| E910ET | Passage | \$954.00 |
| E950ET | Dummy | |
| E955ET | Classroom ^{3,4} | |
| E957ET | Nightlatch ⁵ | |
| E959ET | Storeroom | |

Escutcheon Trim Design: L9 Lustra



Lever: Cast

Escutcheon: Forged



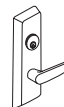
| Function | Description | Finish: 605, 606, 611, 612, 613, 613E, 618, 619, 625, 626, 629 ² , 630 ¹ , 722, BSP |
|----------|--------------------------|---|
| L910ET | Passage | \$954.00 |
| L950ET | Dummy | |
| L955ET | Classroom ^{3,4} | |
| L957ET | Nightlatch ⁵ | |
| L959ET | Storeroom | |

Escutcheon Trim Design: N9 Newport



Lever: Cast

Escutcheon: Forged



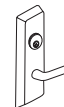
| Function | Description | Finish: 605, 606, 611, 612, 613, 613E, 618, 619, 625, 626, 629 ² , 630 ¹ , 722, BSP |
|----------|--------------------------|---|
| N910ET | Passage | \$954.00 |
| N950ET | Dummy | |
| N955ET | Classroom ^{3,4} | |
| N957ET | Nightlatch ⁵ | |
| N959ET | Storeroom | |

Escutcheon Trim Design: R9 Regis



Lever: Cast

Escutcheon: Forged



| Function | Description | Finish: 605, 606, 611, 612, 613, 613E, 618, 619, 625, 626, 629 ² , 630 ¹ , 722, BSP |
|----------|--------------------------|---|
| R910ET | Passage | \$954.00 |
| R950ET | Dummy | |
| R955ET | Classroom ^{3,4} | |
| R957ET | Nightlatch ⁵ | |
| R959ET | Storeroom | |

Notes:

1. 619 finish provided to match 630 finish. - Escutcheons only
2. 618 finish provided to match 629 finish. - Escutcheons only
3. Classroom function trim may be converted to storeroom function by a simple field adjustment. No additional parts required.

4. Only Classroom function trim may be used with Double Cylinder exit devices.
5. Not recommended for use with surface or concealed vertical rod exit devices (ED5400, ED5800)

ED5200S/ED5200/ED5400/ED5800 SecureBolt® , Rim, Surface and CVR Heavy-Duty Trim

Cylinder is not included.

Escutcheon Trim Design: PR9 Princeton



Lever: Cast

Escutcheon: Forged



| Function | Description | Finish: 605, 606, 611, 612, 613, 613E, 618, 619, 625, 626, 629 ² , 630 ¹ , 722, BSP |
|----------|--------------------------|---|
| PR910ET | Passage | \$954.00 |
| PR950ET | Dummy | |
| PR955ET | Classroom ^{3,4} | |
| PR957ET | Nightlatch ⁵ | |
| PR959ET | Storeroom | |

Escutcheon Trim Design: F9

Lever: Cast

Escutcheon: Forged



| Function | Description | Finish: 605, 606, 611, 612, 613, 613E, 618, 619, 625, 626, 629 ² , 630 ¹ , 722, BSP |
|----------|-------------------------|---|
| F950ET | Dummy | \$440.00 |
| F957ET | Nightlatch ⁵ | |

Escutcheon Trim Design: VT9

Plate: Stamped or Formed Stainless Steel



| Function | Description | Finish: 630 ¹ |
|----------|----------------------------------|--------------------------|
| VT957ET | Nightlatch ⁶ | \$876.00 |
| VTL957ET | Nightlatch with Lip ⁶ | |
| VT950ET | Pull | |
| VTL950ET | Pull with Lip | |

Notes:

1. 619 finish provided to match 630 finish. - Escutcheons only
2. 618 finish provided to match 629 finish. - Escutcheons only
3. Classroom function trim may be converted to storeroom function by a simple field adjustment. No additional parts required.
4. Only Classroom function trim may be used with Double Cylinder exit devices.
5. Not recommended for use with surface or concealed vertical rod exit devices (ED5400, ED5800)
6. VT957 and VTL957 trims are handed and not reversible

ED5200S/ED5200/ED5400/ED5800 SecureBolt®, Rim, Surface and CVR Heavy-Duty Trim

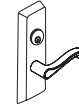
Cylinder is not included.

Escutcheon Trim Design: FR9 Frascati*



Escutcheon: Forged

* Handed Lever. Handing cannot be changed in the field.

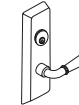


| Function | Description | Finish: 605, 606, 611, 612, 613, 613E, 618, 619, 625, 626, 629 ² , 630 ¹ , 722, BSP |
|----------|---------------------------|---|
| FR910ET | Passage | \$954.00 |
| FR950ET | Dummy | |
| FR955ET | Classroom ^{3, 4} | |
| FR957ET | Nightlatch ⁵ | |
| FR959ET | Storeroom | |

Escutcheon Trim Design: M9 Merlot



Escutcheon: Forged



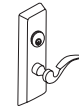
| Function | Description | Finish: 605, 606, 611, 612, 613, 613E, 618, 619, 625, 626, 629 ² , 630 ¹ , 722, BSP |
|----------|---------------------------|---|
| M910ET | Passage | \$954.00 |
| M950ET | Dummy | |
| M955ET | Classroom ^{3, 4} | |
| M957ET | Nightlatch ⁵ | |
| M959ET | Storeroom | |

Escutcheon Trim Design: Z9 Zinfandel*



Escutcheon: Forged

* Handed Lever. Handing cannot be changed in the field.



| Function | Description | Finish: 605, 606, 611, 612, 613, 613E, 618, 619, 625, 626, 629 ² , 630 ¹ , 722, BSP |
|----------|---------------------------|---|
| Z910ET | Passage | \$954.00 |
| Z950ET | Dummy | |
| Z955ET | Classroom ^{3, 4} | |
| Z957ET | Nightlatch ⁵ | |
| Z959ET | Storeroom | |

Notes:

- 3. Classroom function trim may be converted to storeroom function by a simple field adjustment. No additional parts required.
- 4. Only Classroom function trim may be used with Double Cylinder exit devices.
- 5. Not recommended for use with surface or concealed vertical rod exit devices.

ED5200S/ED5200/ED5400/ED5800 SecureBolt®, Rim, Surface and CVR Trim

Cylinder is not included.

Escutcheon Trim Design: TH900 Pull/Thumbpiece

Grip: Extruded **Escutcheon:** Forged

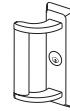


| Function | Description | Finish: 605, 606, 611, 612, 613, 613E, 618, 619, 625, 626, 629 ² , 630 ¹ , 722, BSP |
|----------|---|---|
| TH910ET | Passage | \$726.00 |
| TH950ET | Dummy (No thumbpiece) | \$690.00 |
| TH955ET | Classroom ^{3,4} | \$726.00 |
| TH957ET | Nightlatch ⁵ (No thumbpiece) | \$690.00 |
| TH959ET | Storeroom | \$726.00 |

Escutcheon Trim Design: P9 Pull



Pull: Extruded **Escutcheon:** Forged



| Function | Description | Finish: 605, 606, 611, 612, 613, 613E, 618, 619, 625, 626, 629 ² , 630 ¹ , 722, BSP |
|----------|-------------------------|---|
| P950ET* | Dummy | \$625.00 |
| P957ET* | Nightlatch ⁵ | |

* Specify Hand. Field Reversible.

Escutcheon Trim Design: K1 Key Only

Note: Only available with cylinder option. Example K157 x 6P
Cylinder option pricing applies.



| Function | Description | Finish: 605, 606, 611, 612, 613, 618, 619, 622, 625, 626, 722 |
|----------|-------------------------|---|
| K157ET | Nightlatch ⁵ | \$84.00 |

- Note:
1. 619 finish provided to match 630 finish. - Escutcheons only
 2. 618 finish provided to match 629 finish. - Escutcheons only
 3. Classroom function trim may be converted to storeroom function by a simple field adjustment. No additional parts required.
 4. Only Classroom function trim may be used with Double Cylinder exit devices.
 5. Not recommended for use on surface or concealed vertical rod exit devices.

ED5600 Mortise Heavy-Duty Trim

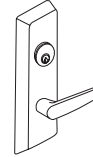
Cylinder is not included.

Escutcheon Trim Design: A4M Armstrong



Lever: Cast

Escutcheon: Forged



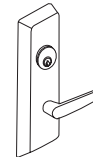
| Function | Description | Finish: 605, 606, 611, 612, 613, 613E, 618, 619, 625, 626, 629 ² , 630 ¹ , 722, BSP |
|----------|---------------------------|---|
| A9M10ET | Passage ³ | \$954.00 |
| A9M50ET | Dummy ³ | |
| A9M55ET | Classroom ^{4, 5} | |
| A9M57ET | Nightlatch ⁴ | |

Escutcheon Trim Design: C9M Citation



Lever: Cast

Escutcheon: Forged



| Function | Description | Finish: 605, 606, 611, 612, 613, 613E, 618, 619, 625, 626, 629 ² , 630 ¹ , 722, BSP |
|----------|---------------------------|---|
| C9M10ET | Passage ³ | \$954.00 |
| C9M50ET | Dummy ³ | |
| C9M55ET | Classroom ^{4, 5} | |
| C9M57ET | Nightlatch ⁴ | |

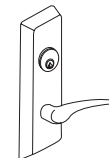
Escutcheon Trim Design: D9M Dirke*



Lever: Cast

Escutcheon: Forged

* Handed Lever. Handing cannot be changed in the field.



| Function | Description | Finish: 605, 606, 611, 612, 613, 613E, 618, 619, 625, 626, 629 ² , 630 ¹ , 722, BSP |
|----------|---------------------------|---|
| D9M10ET | Passage ³ | \$954.00 |
| D9M50ET | Dummy ³ | |
| D9M55ET | Classroom ^{4, 5} | |
| D9M57ET | Nightlatch ⁴ | |

Notes:

1. 619 finish provided to match 630 finish. - Escutcheons only
2. 618 finish provided to match 629 finish. - Escutcheons only
3. Dummy and passage functions are the same. For dummy function, mortise lock body must be installed in the locked mode. No additional parts required.
4. Classroom and nightlatch function trims are the same. Trim function must be specified when ordered with an exit device to ensure that the correct lock body is supplied.
5. Only Classroom function trim may be used with Double Cylinder exit devices.

ED5600 Mortise Heavy-Duty Trim

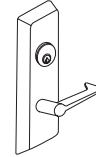
Cylinder is not included.

Escutcheon Trim Design: E9M Essex



Lever: Cast

Escutcheon: Forged




| Function | Description | Finish: 605, 606, 611, 612, 613, 613E, 618, 619, 625, 626, 629 ² , 630 ¹ , 722, BSP |
|----------|---------------------------|---|
| E9M10ET | Passage ³ | \$954.00 |
| E9M50ET | Dummy ³ | |
| E9M55ET | Classroom ^{4, 5} | |
| E9M57ET | Nightlatch ⁴ | |

Escutcheon Trim Design: L9M Lustra



Lever: Cast

Escutcheon: Forged



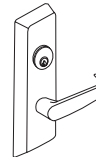
| Function | Description | Finish: 605, 606, 611, 612, 613, 613E, 618, 619, 625, 626, 629 ² , 630 ¹ , 722, BSP |
|----------|---------------------------|---|
| L9M10ET | Passage ³ | \$954.00 |
| L9M50ET | Dummy ³ | |
| L9M55ET | Classroom ^{4, 5} | |
| L9M57ET | Nightlatch ⁴ | |

Escutcheon Trim Design: N9M Newport



Lever: Cast

Escutcheon: Forged



| Function | Description | Finish: 605, 606, 611, 612, 613, 613E, 618, 619, 625, 626, 629 ² , 630 ¹ , 722, BSP |
|----------|---------------------------|---|
| N9M10ET | Passage ³ | \$954.00 |
| N9M50ET | Dummy ³ | |
| N9M55ET | Classroom ^{4, 5} | |
| N9M57ET | Nightlatch ⁴ | |

Notes:

1. 619 finish provided to match 630 finish. - Escutcheons only
2. 618 finish provided to match 629 finish. - Escutcheons only
3. Dummy and passage functions are the same. For dummy function, mortise lock body must be installed in the locked mode. No additional parts required.
4. Classroom and nightlatch function trims are the same. Trim function must be specified when ordered with an exit device to ensure that the correct lock body is supplied.
5. Only Classroom function trim may be used with Double Cylinder exit devices.

ED5600 Mortise Heavy-Duty Trim


Cylinder is not included.

Escutcheon Trim Design: R9M Regis



Lever: Cast

Escutcheon: Forged



| Function | Description | Finish: 605, 606, 611, 612, 613, 613E, 618, 619, 625, 626, 629 ² , 630 ¹ , 722, BSP |
|----------|---------------------------|---|
| R9M10ET | Passage ³ | \$954.00 |
| R9M50ET | Dummy ³ | |
| R9M55ET | Classroom ^{4, 5} | |
| R9M57ET | Nightlatch ⁴ | |

Escutcheon Trim Design: PR9M Princeton



Lever: Cast

Escutcheon: Forged



| Function | Description | Finish: 605, 606, 611, 612, 613, 613E, 618, 619, 625, 626, 629 ² , 630 ¹ , 722, BSP |
|----------|---------------------------|---|
| PR9M10ET | Passage ³ | \$954.00 |
| PR9M50ET | Dummy ³ | |
| PR9M55ET | Classroom ^{4, 5} | |
| PR9M57ET | Nightlatch ⁴ | |

Escutcheon Trim Design: F9

Escutcheon: Forged



| Function | Description | Finish: 605, 606, 611, 612, 613, 613E, 618, 619, 625, 626, 629 ² , 630 ¹ , 722, BSP |
|----------|-------------------------|---|
| F950ET | Dummy | \$440.00 |
| F9M57ET | Nightlatch ⁴ | |

Notes:

1. 619 finish provided to match 630 finish. - Escutcheons only
2. 618 finish provided to match 629 finish. - Escutcheons only
3. Dummy and passage functions are the same. For dummy function, mortise lock body must be installed in the locked mode. No additional parts required.
4. Classroom and nightlatch function trims are the same. Trim function must be specified when ordered with an exit device to ensure that the correct lock body is supplied.
5. Only Classroom function trim may be used with Double Cylinder exit devices.

ED5600 Mortise Heavy-Duty Trim

Cylinder is not included.

Escutcheon Trim Design: FR9M Frascati*

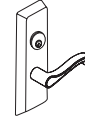


Lever: Cast

Escutcheon: Forged



* Handed Lever. Handing cannot be changed in the field.



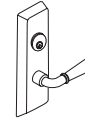
| Function | Description | Finish: 605, 606, 611, 612, 613, 613E, 618, 619, 625, 626, 629 ² , 630 ¹ , 722, BSP |
|----------|---------------------------|---|
| FR9M10ET | Passage ¹ | \$954.00 |
| FR9M50ET | Dummy ¹ | |
| FR9M55ET | Classroom ^{2, 3} | |
| FR9M57ET | Nightlatch ² | |

Escutcheon Trim Design: M9M Merlot



Lever: Cast

Escutcheon: Forged



| Function | Description | Finish: 605, 606, 611, 612, 613, 613E, 618, 619, 625, 626, 629 ² , 630 ¹ , 722, BSP |
|----------|---------------------------|---|
| M9M10ET | Passage ¹ | \$954.00 |
| M9M50ET | Dummy ¹ | |
| M9M55ET | Classroom ^{2, 3} | |
| M9M57ET | Nightlatch ² | |

Escutcheon Trim Design: Z9M Zinfandel*

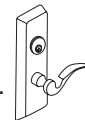


Lever: Cast

Escutcheon: Forged



* Handed Lever. Handing cannot be changed in the field.



| Function | Description | Finish: 605, 606, 611, 612, 613, 613E, 618, 619, 625, 626, 629 ² , 630 ¹ , 722, BSP |
|----------|---------------------------|---|
| Z9M10ET | Passage ¹ | \$954.00 |
| Z9M50ET | Dummy ¹ | |
| Z9M55ET | Classroom ^{2, 3} | |
| Z9M57ET | Nightlatch ² | |

Notes:

- Dummy and passage functions are the same. For dummy function, mortise lock body must be installed in the locked mode. No additional parts required.
- Classroom and nightlatch function trims are the same. Trim function must be specified when ordered with an exit device to ensure that the correct lock body is supplied.
- Only Classroom function trim may be used with Double Cylinder exit devices.

Mortise Trim Design: ED5600

Cylinder is not included.

Escutcheon Trim Design: TH900, TH9M00 Pull/Thumbpiece

Grip: Extruded **Escutcheon:** Forged

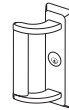


| Function | Description | Finish: 605, 606, 611, 612, 613, 613E, 618, 619, 625, 626, 629 ² , 630 ¹ , 722, BSP |
|----------|----------------------------|---|
| TH9M10ET | Passage | \$726.00 |
| TH950ET | Dummy (No Thumbpiece) | \$690.00 |
| TH9M55ET | Classroom ³ | \$726.00 |
| TH9M57ET | Nightlatch (No Thumbpiece) | \$690.00 |

Escutcheon Trim Design: P9M Pull



Pull: Extruded **Escutcheon:** Forged



| Function | Description | Finish: 605, 606, 611, 612, 613, 613E, 618, 619, 625, 626, 629 ² , 630 ¹ , 722, BSP |
|----------|-------------|---|
| P950ET* | Dummy | \$625.00 |
| P9M57ET* | Nightlatch | |

*Specify Hand. Field Reversible.

Escutcheon Trim Design: VT9M

Plate: Stamped or Formed Stainless Steel



| Function | Description | Finish: 630 |
|-----------|---------------------|-------------|
| VT9M57ET | Nightlatch | \$876.00 |
| VTL9M57ET | Nightlatch with Lip | |

Note: For mortise exit dummy functions, specify VT950 and VTL950

Escutcheon Trim Design: K1M Key Only

Note: Available with cylinder option only. Example: K1M57 x 6P
Cylinder option pricing applies.



| Function | Description | Finish: 605, 606, 611, 612, 613, 618, 619, 622, 625, 626, 722 |
|----------|-------------|---|
| K1M57ET | Nightlatch | \$84.00 |

Note:
1. 619 finish provided to match 630 finish. - Escutcheons only
2. 618 finish provided to match 629 finish. - Escutcheons only
3. Only Classroom function trim may be used with Double Cylinder exit devices.

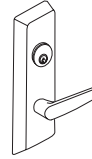
ED5200S/ED5200/ED5400/ED5800 SecureBolt® , Rim, Surface & CVR Heavy-Duty Trim

Cylinder is not included.

Escutcheon Trim Design: A9 Armstrong



Lever: Cast **Escutcheon:** Forged

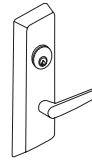


| Function | Description | Finish: 605, 606, 611, 612, 613, 613E, 618, 619, 625, 626, 629 ² , 630 ¹ , 722, BSP |
|----------|-------------|---|
| A9903ET* | Fail Safe | \$1,554.00 |
| A9905ET* | Fail Secure | |

Escutcheon Trim Design: C9 Citation



Lever: Cast **Escutcheon:** Forged

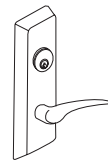


| Function | Description | Finish: 605, 606, 611, 612, 613, 613E, 618, 619, 625, 626, 629 ² , 630 ¹ , 722, BSP |
|----------|-------------|---|
| C9903ET* | Fail Safe | \$1,554.00 |
| C9905ET* | Fail Secure | |

Escutcheon Trim Design: D9 Dirke*



Lever: Cast **Escutcheon:** Forged
* Handed Lever. Handing cannot be changed in the field.




| Function | Description | Finish: 605, 606, 611, 612, 613, 613E, 618, 619, 625, 626, 629 ² , 630 ¹ , 722, BSP |
|----------|-------------|---|
| D9903ET* | Fail Safe | \$1,554.00 |
| D9905ET* | Fail Secure | |

Escutcheon Trim Design: E9 Essex



Lever: Cast **Escutcheon:** Forged



| Function | Description | Finish: 605, 606, 611, 612, 613, 613E, 618, 619, 625, 626, 629 ² , 630 ¹ , 722, BSP |
|----------|-------------|---|
| E9903ET* | Fail Safe | \$1,554.00 |
| E9905ET* | Fail Secure | |

Notes:
1. 619 finish provided to match 630 finish. - Escutcheons only
2. 618 finish provided to match 629 finish. - Escutcheons only

***ElectroLynx®**
As part of their promise to provide innovative, fast and effective high security solutions to their customers, certain ASSA ABLOY Group brands offer *ElectroLynx®*, a universal quick-connect system that simplifies the electrification of the door opening.


ED5200S/ED5200/ED5400/ED5800 SecureBolt®, Rim, Surface & CVR Heavy-Duty Trim

Cylinder is not included.

Escutcheon Trim Design: L9 Lustra



Lever: Cast **Escutcheon:** Forged




| Function | Description | Finish: 605, 606, 611, 612, 613, 613E, 618, 619, 625, 626, 629 ² , 630 ¹ , 722, BSP |
|----------|-------------|---|
| L9903ET* | Fail Safe | \$1,554.00 |
| L9905ET* | Fail Secure | |

Escutcheon Trim Design: N9 Newport



Lever: Cast **Escutcheon:** Forged




| Function | Description | Finish: 605, 606, 611, 612, 613, 613E, 618, 619, 625, 626, 629 ² , 630 ¹ , 722, BSP |
|----------|-------------|---|
| N9903ET* | Fail Safe | \$1,554.00 |
| N9905ET* | Fail Secure | |

Escutcheon Trim Design: R9 Regis



Lever: Cast **Escutcheon:** Forged

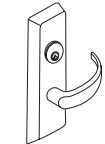


| Function | Description | Finish: 605, 606, 611, 612, 613, 613E, 618, 619, 625, 626, 629 ² , 630 ¹ , 722, BSP |
|----------|-------------|---|
| R9903ET* | Fail Safe | \$1,554.00 |
| R9905ET* | Fail Secure | |

Escutcheon Trim Design: PR9 Princeton



Lever: Cast **Escutcheon:** Forged



| Function | Description | Finish: 605, 606, 611, 612, 613, 613E, 618, 619, 625, 626, 629 ² , 630 ¹ , 722, BSP |
|-----------|-------------|---|
| PR9903ET* | Fail Safe | \$1,554.00 |
| PR9905ET* | Fail Secure | |

Notes:

1. 619 finish provided to match 630 finish. - Escutcheons only
2. 618 finish provided to match 629 finish. - Escutcheons only

***ElectroLynx®**

As part of their promise to provide innovative, fast and effective high security solutions to their customers, certain ASSA ABLOY Group brands offer *ElectroLynx®*, a universal quick-connect system that simplifies the electrification of the door opening.

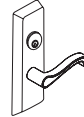
ED5200S/ED5200/ED5400/ED5800 SecureBolt® , Rim, Surface & CVR Heavy-Duty Trim

Cylinder is not included.

Escutcheon Trim Design: FR9 Frascati



Lever: Cast **Escutcheon:** Forged

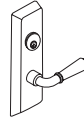


| Function | Description | Finish: 605, 606, 611, 612, 613, 613E, 618, 619, 625, 626, 629 ² , 630 ¹ , 722, BSP |
|-----------|-------------|---|
| FR9903ET* | Fail Safe | \$1,554.00 |
| FR9905ET* | Fail Secure | |

Escutcheon Trim Design: M9 Merlot



Lever: Cast **Escutcheon:** Forged

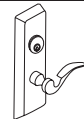


| Function | Description | Finish: 605, 606, 611, 612, 613, 613E, 618, 619, 625, 626, 629 ² , 630 ¹ , 722, BSP |
|----------|-------------|---|
| M9903ET* | Fail Safe | \$1,554.00 |
| M9905ET* | Fail Secure | |

Escutcheon Trim Design: Z9 Zinfandel



Lever: Cast **Escutcheon:** Forged



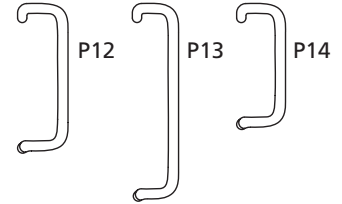
| Function | Description | Finish: 605, 606, 611, 612, 613, 613E, 618, 619, 625, 626, 629 ² , 630 ¹ , 722, BSP |
|----------|-------------|---|
| Z9903ET* | Fail Safe | \$1,554.00 |
| Z9905ET* | Fail Secure | |

***ElectroLynx®**

As part of their promise to provide innovative, fast and effective high security solutions to their customers, certain ASSA ABLOY Group brands offer *ElectroLynx*®, a universal quick-connect system that simplifies the electrification of the door opening.

Offset Pull Trim: P12, P13, P14

| Offset Pull Trim | Part Number | Finish: 605, 606, 612, 613, 613E, 630, 626, 629, BSP, WSP |
|------------------|------------------|---|
| P12 | 716F50M X Finish | \$413.00 |
| P13 | 716F51M X Finish | \$503.00 |
| P14 | 716F52M X Finish | \$354.00 |



Electrified Options for Exit Devices

| Description | Specify | Add or Deduct |
|---|---------|---------------|
| Exit Alarm Device (cylinder is not included) | M61 | \$1,107.00 |
| Bolt Position Monitoring | M91* | Add \$327.00 |
| Touchbar Monitoring or Signaling/Request to Exit (REX) | M92* | Add \$320.00 |
| Outside Trim Monitoring or Signaling | M93* | |
| Motorized Electric Latch Retraction | MELR | |
| Electric Dogging | M97* | Add \$624.00 |
| SPDT Lock and Unlock security monitor switch (Electric Trim Only) | M98* | Add \$294.00 |
| Trim gasket for exterior applications (Electric Trim Only) | M99 | Add \$33.00 |
| Mortise device lock with Outside Trim Control (Fail Safe) | SAF2* | \$1,112.00 |
| Mortise device lock with Outside Trim Control (Fail Secure) | SEC2* | |

Delayed Egress Device

| Description | Suffix | Add or Deduct |
|--|--------|---------------|
| Delayed Egress (Suffix the letter D to device. Ex: ED4200) | D | Add \$2402.00 |
| 30-Second Delay | M88* | \$167.00 |
| BOCA 15-Second Delay | M89* | |
| BOCA 30-Second Delay | M90* | |

Notes:

- Alarm kit cannot be installed in the field to surface vertical rod exit device. Any attempt to do so voids all warranties.
- Only available with ED5600(A) (Except knob trim)
- M88, M89 and M90 are available only as options for suffix "D" Delayed Egress Exit Devices.
- The following options cannot be ordered together on the same device: a) M94 or M97 & D; b) M94 x M97; c) M52 x M97; d) M97 x M107; e) M61 or M92 & D; f) M61 x M92; g) M61x M52; h) M52 & D; i) ED5600 x M91 & M93; j) ED5600 SAF or SEC x M91 or M93; k) Surface vertical rod exit devices with M61 x M91, M92 or M93.

***ElectroLynx®**

As part of their promise to provide innovative, fast and effective high security solutions to their customers, certain ASSA ABLOY Group brands offer *ElectroLynx®*, a universal quick-connect system that simplifies the electrification of the door opening.

Retrofit Kit: MELR rail assy, no switches, no latch, with controller, touchbar end cap

| Description | Specify | Price | Available Options | | |
|---|-----------|------------|-------------------|----------|------------|
| | | | M93 | M107 | M93 & M107 |
| ED5000 MELR 36" Device ASSY | CRMELR-36 | \$1,228.00 | \$320.00 | \$122.00 | \$442.00 |
| ED5000 MELR 36" NS Device ASSY (Narrow Stile) | CRMELR-38 | \$1,228.00 | \$320.00 | N/A | N/A |
| ED5000 MELR 48" Device ASSY, | CRMELR-48 | \$1,228.00 | \$320.00 | \$122.00 | \$442.00 |

Electrified Accessories

| Part Number | Description | Specify | Price |
|-------------|--|-----------|------------|
| 709F609 | Power Supply 1 Amp (controls 1 "D" device) | BPS-24-1 | \$522.00 |
| 709F619 | Power Supply 2 Amp (controls 2 "D" devices or 1 "D" with SAF or SEC) | BPS-24-2 | \$1,072.00 |
| 709F629 | Power Supply 4 amp 24VDC | BPS-24-4 | \$1,796.00 |
| 704F288 | Concealed transfer (for over 120-degree swing door) | EPTL | \$201.00 |
| 709F689 | (1) SPDT Maintained Switch (Includes LED) | MKA | \$201.00 |
| 709F709 | (1) SPDT Momentary Switch (Includes LED) | MK | \$307.00 |
| 709F749 | (1) SPDT Momentary Switch (Illuminated) | PB2 | \$236.00 |
| 709F759 | (1) SPDT Maintained (Alternating Action) Switch | PB3EA | \$181.00 |
| 709F769 | (1) SPDT Momentary Switch (Illuminated) | PB3 | \$228.00 |
| 709F779 | (1) SPDT Momentary Switch | 2' PB3ER | \$153.00 |
| 709F729 | DPDT Momentary Key Switch | 2' MK2 | \$354.00 |
| 709F699 | Narrow Stile Key Switch (Alt. action) | MKAN | \$307.00 |
| 704F719 | Narrow Stile Momentary Key Switch | MKN | \$307.00 |
| 709F789 | Sonalert 90db @ 2 ft. 12-24VDC Mounted on one gang stainless steel plate. | PZ1 | \$153.00 |
| | Alarm Kit (cylinder is not included) ^{1,2} | ED50AK | \$1,258.00 |
| 709F679 | Door Cord | TSB-C | \$65.00 |
| 741F739 | Digital Entry System (4 users) | DK-12 | \$329.00 |
| 709F809 | Digital Entry System (59 users) SS finish | FADK-26SS | \$1,082.00 |
| 709F819 | Digital Entry System (59 users) Black finish | DK-26BK | \$1,082.00 |
| 709F989 | Remote Power Harness – 36" | | \$201.00 |
| 709F999 | Remote Power Harness – 48" | | \$224.00 |

Notes:

1. Alarm kit cannot be installed in the field to surface vertical rod exit device. Any attempt to do so voids all warranties.
2. Specify Finish and Length.

Custom Laser Engraving- LASER

Laser engraving processing charge (all engraving types)

- \$250.00 net per order. Charge will be applied to production order when placed.

Single Vanity, Logo or Other (same engraving on all parts)

- Lever - \$10.00 net add each
- Mortise Escutcheon - \$10.00 net add each
- HPSK Paddle - \$10.00 net add each

Unique laser engraving (i.e. Room Number, Apartment Number, etc)

- \$12.00 net add each (per piece)

| Cylinder Options* | | |
|---|---------------------------|---------------------------|
| Description | Specify Quick Code | Add or Deduct |
| Conventional 6-pin | 6P* | Add \$125.00 per cylinder |
| Conventional 7-pin | 7P | Add \$127.00 per cylinder |
| LFIC | | |
| LFIC 6-pin | C6 | Add \$233.00 per cylinder |
| LFIC 6-pin less core | CL6 | Add \$125.00 per cylinder |
| LFIC 6-pin with temporary construction core (Red) | CT6R | Add \$233.00 per cylinder |
| LFIC 6-pin with temporary construction core (Blue) | CT6B | Add \$233.00 per cylinder |
| LFIC 6-pin with temporary construction core (Green) | CT6G | Add \$233.00 per cylinder |
| LFIC 6-pin with temporary disposable core | CT6D | Add \$125.00 per cylinder |
| LFIC 7-pin | C7 | Add \$237.00 per cylinder |
| LFIC 7-pin less core | CL7 | Add \$127.00 per cylinder |
| LFIC 7-pin with temporary construction core (Red) | CT7R | Add \$237.00 per cylinder |
| LFIC 7-pin with temporary construction core (Blue) | CT7B | Add \$237.00 per cylinder |
| LFIC 7-pin with temporary construction core (Green) | CT7G | Add \$237.00 per cylinder |
| LFIC 7-pin with temporary disposable core | CT7D | Add \$127.00 per cylinder |
| SFIC | | |
| SFIC 6-pin | C6S | Add \$222.00 per cylinder |
| SFIC 6-pin with temporary construction core (Blue) | CT6SB | Add \$222.00 per cylinder |
| SFIC 6-pin with SFIC disposable temporary core | CT6SD | Add \$125.00 per cylinder |
| SFIC 6-pin with Less Core | CLS6 | Add \$125.00 per cylinder |
| SFIC 7-pin | C7S | Add \$222.00 per cylinder |
| SFIC 7-pin with temporary construction core (Blue) | CT7SB | Add \$222.00 per cylinder |
| SFIC 7-pin with SFIC disposable temporary core | CT7SD | Add \$125.00 per cylinder |
| SFIC 7-pin with Less Core | CLS7 | Add \$125.00 per cylinder |
| Security | | |
| Security ⁴ | HS | Add \$289.00 per cylinder |
| Security LFIC ⁴ | CHS | Add \$393.00 per cylinder |
| Access 3 | | |
| Access 3 Patented | AP | Add \$125.00 per cylinder |
| Access 3 Security | AS | Add \$206.00 per cylinder |
| Access 3 High Security, UL 437 | AHS | Add \$240.00 per cylinder |
| Access 3 LFIC Patented | ACP | Add \$233.00 per cylinder |
| Access 3 LFIC Security | ACS | Add \$314.00 per cylinder |
| Access 3 LFIC High Security, UL 437 | ACHS | Add \$348.00 per cylinder |
| Pyramid | | |
| Pyramid Security fixed core | PS | Add \$212.00 per cylinder |
| Pyramid Security LFIC | PCS | Add \$313.00 per cylinder |
| Pyramid High Security fixed core | PHS | Add \$255.00 per cylinder |
| Pyramid High Security LFIC | PCHS | Add \$357.00 per cylinder |
| Pyramid LFIC with temporary construction core ³ | CTP | Add \$233.00 per cylinder |
| Pyramid LFIC with temporary disposable core ³ | CTPD | Add \$125.00 per cylinder |
| Pyramid LFIC less core | CLP | Add \$125.00 per cylinder |
| <p>*For key bows other than 10 and 90, specify "KB" + bow number as Quick Code, e.g. KB12.</p> <p>Notes:</p> <ol style="list-style-type: none"> 1. CMK Construction master keying charge is in addition to master keying charge. 2. CMK Construction master keying is not available in interchangeable core, Access 3, Pyramid, or Security series. 3. VKC2, VKC3, CKC3 are not available in Pyramid or Security series. | | |

| Cylinder Options (continued) & Keying Options* | | |
|--|--------------------|--------------------------------|
| Description | Specify Quick Code | Add or Deduct |
| Keying and Keys | | |
| 0-bitted with 2 Blank Keys | (standard) | No Charge |
| Keyed Random | KR | |
| Construction Master Keyed ² | CMK | Add \$16.00 per cylinder |
| More than 2 Keys | KY# (e.g., KY6) | See page 33 - Cut Keys Section |
| Master Keying | | |
| Master keyed (all cylinders except CR8000, CR8020, CR8027, CR8200, CR8500, CR8600, CR8700) | MK | Add \$16.00 per cylinder |
| Master keyed Pyramid (except CR8020, CR8027 LFIC cores) | MK | |
| Master keyed Security (including LFIC cylinder and core) | MK | |
| Master keyed Access 3 (except CR8500, CR8600, CR8700 LFIC cores) | MK | |
| Master keyed (CR8000, CR8020, CR8027, CR8200, CR8500, CR8600, CR8700) | MK-IC | No Charge |
| Master keyed to customer bittings or sample key | MK-CB | Add \$16.00 per cylinder |
| Visual Key Control (VKC) | | |
| No bitting or keyset stamping on keys | VKC0 | \$4.50 |
| Keys only | VKC1 | No Charge |
| Cylinders and keys (not for AS, AHS, ACS, ACHS, HS, CHS, PHS or PCHS) | VKC2 | \$8.00 |
| Cylinders only (not for AS, AHS, HS, ACS, ACHS, CHS, PHS or PCHS) | VKC3 | |
| Concealed Key Control (CKC) | | |
| CKC cylinders with VKC keys | CKC2 | \$8.00 |
| CKC cylinders only (not for AS, AHS, ACS, ACHS, PHS, PCHS) | CKC3 | |

*Optional dogging cylinder will be furnished with the same mechanism and keyed alike with the trim cylinder, unless otherwise specified. If different keying or cylinder type is required, specify outside (trim) first, then inside (dogging) cylinder.
 **6P cylinder option is supplied in 6-pin, L4 keyway, 0-bitted with two nickel silver keys.
 *For key bows other than 10 and 90, specify "KB" + bow number as Quick Code, e.g. KB12.

Notes:

1. CMK Construction master keying charge is in addition to master keying charge.
2. CMK Construction master keying is not available in interchangeable core, Access 3, Pyramid, or Security series.
3. VKC2, VKC3, CKC3 are not available in Pyramid or Security series.

Door Height Options

ED5400, ED5400A, ED5470(B) Devices

| Door Height | Specify | Add or Deduct |
|-------------|------------|---------------|
| 7'0" | (standard) | No Charge |
| 7'2" | H0702 | |
| 7'6" | H0706 | |
| 8'0" | H0800 | |

ED5800, ED5800A, ED5860(B) Devices

| Door Height | Specify | Add or Deduct |
|-------------|------------|---------------|
| 8'0" | (standard) | No Charge |

ED5470(B), ED5860(B) Devices

| Door Height | Specify | Add or Deduct |
|--------------------|---------|-------------------------|
| 9'0" ¹ | H0900 | Add \$116.00 per device |
| 10'0" ¹ | H1000 | |

Note:

1. H0900 and H1000 options for ED5470(B), ED5860(B) devices only

| Door Height Options (continued) | | |
|--|------------|-------------------------|
| Door Width Options | | |
| Door Width | Specify | Add or Deduct |
| 24" | W024 | Add \$414.00 per device |
| 36" | (standard) | No Charge |
| 48" | W048 | Add \$51.00 per device |
| Door Thickness Options | | |
| Door Thickness | Specify | Add or Deduct |
| 1-3/4" | (standard) | No Charge |
| 2" | D200 | |
| 2-1/4" | D214 | |
| Strike Options | | |
| Description | Specify | Add or Deduct |
| Rim x Vertical Rod on pairs of doors | S02 | Add \$52.00 per device |
| Surface or Concealed Vertical Rod device bottom strike for 1/2" threshold | S09 | No Charge |
| Flush transom top strike bracket | M67 | Add \$42.00 per device |
| Mortise Device | | |
| -ANSI wrought strike box | M17 | No Charge |
| -ANSI strike for pair of doors w/astragal (7/8" L to C) | SS078 | |
| -Open back strike for 1-3/4" door | SB134 | Add \$119.00 per device |
| -Open back strike for 2-1/4" door | SB214 | \$189.00 |
| Miscellaneous Options | | |
| Description | Specify | Add or Deduct |
| Torx® screws for rim, concealed vertical rod, mortise | M04 | Add \$68.00 per device |
| Torx® screws for surface vertical rod | M04 | Add \$125.00 per device |
| Knurling outside and inside (Embossed Touchbar - device side) ¹ | M20* | Add \$211.00 per device |
| Knurling outside only (trim side) ¹ | M21* | Add \$101.00 per device |
| Knurling inside only (Embossed Touchbar - device side) | M22* | Add \$110.00 per device |
| Abrasive coat outside and inside (trim and device) | M23 | Add \$130.00 per device |
| Abrasive coat inside only (device side) | M24 | Add \$69.00 per device |
| Abrasive coat outside only (trim side) | M25 | Add \$61.00 per device |
| Pathlite™ Photoluminescent Touchbar cover | M49 | Add \$490.00 per device |
| Less dogging | M51 | No Charge |
| Cylinder dogging (less cylinder) | M52 | Add \$131.00 per device |
| Sex nuts and bolts (SNBs) | M54 | No Charge |
| Less bottom vertical rod ² | M55 | |
| Narrow stile cover | M56 | No Charge |
| Shim kit (for vision light) | | |
| - All rim and concealed vertical rod | M58 | Add \$102.00 per device |
| - All surface vertical rod | M58 | Add \$134.00 per device |
| - All mortise exit devices | M58 | Add \$134.00 per device |
| Parabolic Design Exit Trim | M60 | Add \$111.00 per device |
| Wood screws For use on fire rated solid wood or wood core doors | M64 | No Charge |
| Trim to accept Schlage® interchangeable core (950 series trim only) | M69 | No Charge |
| Windstorm Certified products for ED5200S(A) and ED5470(B) Only ^{3, 4, 5} | M107 | Add \$122.00 per device |
| End Cap Reinforcement (used with standard end cap only) | M109 | Add \$111.00 per device |
| Flush End Cap | M110 | No Charge |
| 5 lbs Pressure Release (Only available with RIM devices) | 5CH | Add \$38.00 |
| Notes: 1. Not available with VT9, VTL9, VT9M and VTL9M trim, Vineyard™ or Muséo® levers. 2. Available with ED5470 and ED5860 series only. 3. ED5200S(A) x M107 requires through bolts. 4. ED5470(B) maximum opening height is 8'0". 5. Contact Ceco, Curries® or Fleming for detailed frame/door requirements and limitations. | | |
| *All levers provided in a powder coat finish will be supplied with an abrasive coating. | | |
| Surface Bolt™ | | |
| Description | Specify | Price |
| Surface Bolt Kit – For Approved Windstorm Code Applications - bright zinc plated finish | 988CR | \$210.00 |

Mullions

| Ordering Example | |
|------------------|----------------|
| Quantity | Mullion Number |
| 10 | CR972 |

Removable Mullions

| Door Height | Description | Specify | Price |
|-------------|--|-----------------------|------------|
| Up to 7'2" | Steel Mullion – Panic Rated | CR972 | \$990.00 |
| Up to 7'2" | Steel Mullion – 3 Hour Fire Rated | CR972A | \$1,377.00 |
| Up to 10' | Steel Mullion – 3 Hour Fire Rated up to 8' size | CR910A ³ | \$1,387.00 |
| Up to 7'2" | Steel Mullion – 3 Hour Fire Rated, Windstorm Certified | CRFE772A ¹ | \$1,716.00 |
| Up to 8'0" | Steel Mullion – 3 Hour Fire Rated, Windstorm Certified | CRFE708A ¹ | \$1,726.00 |
| Up to 8'0" | Split Mullion – Removable – Steel – Panic Rated | CR908SM | \$1,155.00 |

Key Removable Mullions

| Door Height | Description | Specify | Price |
|-------------|--|-------------------------|------------|
| Up to 7'2" | Steel Mullion – Panic Rated | CR972KM ² | \$1,528.00 |
| Up to 7'2" | Steel Mullion – 1-1/2 Hour Fire Rated | CR972BKM ² | \$2,119.00 |
| Up to 10' | Steel Mullion – 1-1/2 Hour Fire Rated up to 8' size | CR910BKM ² | \$2,129.00 |
| Up to 7'2" | Steel Mullion – 3 Hour Fire Rated, Windstorm Certified | CRWS772AKM ² | \$2,408.00 |
| Up to 8'0" | Steel Mullion – 3 Hour Fire Rated, Windstorm Certified | CRWS708AKM ² | \$2,418.00 |
| Up to 8'0" | Split Mullion – Lockable – Steel – Panic Rated | CR908KMSM | \$1,706.00 |

Notes:

- For use with UL approved door assemblies that comply to FEMA 361 and FEMA 320 guidelines. For the latest listings on compliant door assemblies visit our website at corbinrusswin.com.
- Cylinder and collars not included, specify separately.
- Mullions longer than 8" must be ordered as fire rated option x 10' length. Fire rating is valid only up to 96".

Mullions Cylinder Options

| Description | Specify | Add or Deduct |
|---|---------|---------------------------|
| Conventional 6-pin | 6P | Add \$125.00 per cylinder |
| Conventional 7-pin | 7P | Add \$127.00 per cylinder |
| LFIC 6-pin | C6 | Add \$233.00 per cylinder |
| LFIC 7-pin | C7 | Add \$237.00 per cylinder |
| Pyramid High Security Fixed Core | PHS | Add \$255.00 per cylinder |
| Pyramid Security Fixed Core | PS | Add \$212.00 per cylinder |
| Pyramid High Security IC | PCHS | Add \$357.00 per cylinder |
| Pyramid Security IC | PCS | Add \$313.00 per cylinder |
| Security | HS | Add \$289.00 per cylinder |
| Security IC | CHS | Add \$393.00 per cylinder |
| LFIC 6-pin with temporary construction core (Red) | CT6R | Add \$233.00 per cylinder |
| LFIC 6-pin with temporary construction core (Blue) | CT6B | Add \$233.00 per cylinder |
| LFIC 6-pin with temporary construction core (Green) | CT6G | Add \$233.00 per cylinder |
| LFIC 6-pin with temporary disposable core | CT6D | Add \$125.00 per cylinder |
| LFIC 6-pin less core | CL6 | Add \$125.00 per cylinder |
| LFIC 7-pin with temporary construction core (Red) | CT7R | Add \$237.00 per cylinder |
| LFIC 7-pin with temporary construction core (Blue) | CT7B | Add \$237.00 per cylinder |
| LFIC 7-pin with temporary construction core (Green) | CT7G | Add \$237.00 per cylinder |
| LFIC 7-pin with temporary disposable core | CT7D | Add \$127.00 per cylinder |
| LFIC 7-pin less core | CL7 | Add \$127.00 per cylinder |

Options

| Description | Specify | Add or Deduct |
|--|---------|-------------------------|
| Door frame filler block for double rabbeted frames | M95 | Add \$47.00 per mullion |
| Door frame angle bracket for aluminum frames | M96 | Add \$47.00 per mullion |
| Mullion stabilizer | M57 | Add \$70.00 per mullion |

Standard Features

Handing

Handed, specify hand

Door Thickness

1-3/4"

Backset

2-3/4"

Projection

4" (102mm); 2 3/4" (70mm) depressed

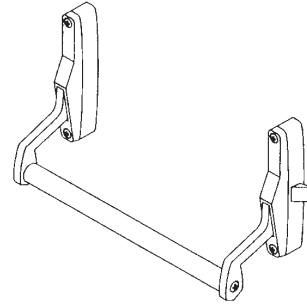
Trim

Cylinder is not included.
See page 337 for
cylinder options.

Rim

ED7200

Panic



Vertical Rod

ED7400

Panic

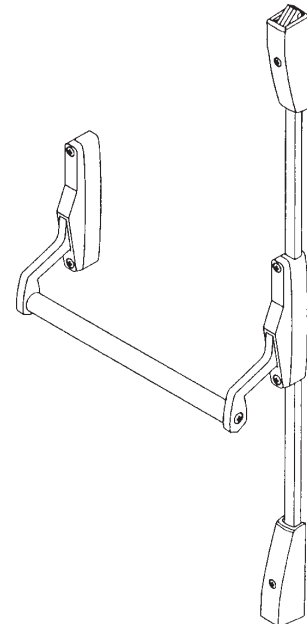
Concealed Vertical Rod

ED7800

Panic

ED7800A

3 Hour Fire Rated



Ordering Example

Rim Exit Device

| Quantity | Exit Device | Finish | Hand | Misc. Options |
|----------|-------------|--------|------|---------------|
| 20 | ED7200 | 606 | RHR | M51-M54 |

Rim Exit Device with Trim

| Quantity | Exit Device | Trim/Function | Finish | Hand | Door Thickness | Door Width | Misc. Options |
|----------|-------------|---------------|--------|------|----------------|------------|---------------|
| 50 | ED7200 | P557ET | 630 | LHR | D214 | W048 | M53 |

Trim Only (Rim Device)

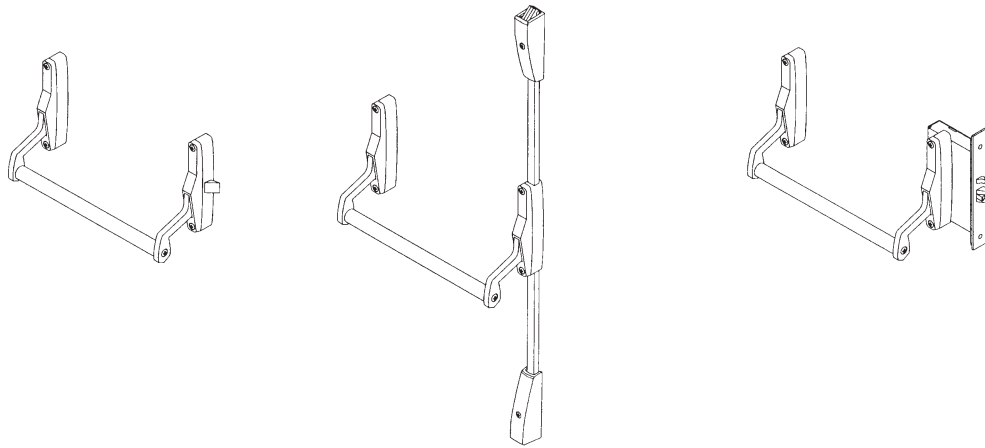
| Quantity | Exit Device | Finish |
|----------|-------------|--------|
| 10 | P457ET | 630 |

Vertical Rod Exit Device with Trim

| Quantity | Exit Device | Trim/Function | Finish | Hand | Door Thickness | Door Width | Misc. Options |
|----------|-------------|---------------|--------|------|----------------|------------|---------------|
| 50 | ED7401 | C455ET | 613 | RHR | D214 | W048 | H1000 |

Contract/Detailed Order - Rim Exit Device with Trim

| Quantity | Keypad | Exit Device | Trim/Function | Finish | Hand | Door Thickness | Door Width | Optional Cylinders | Keying |
|----------|--------|-------------|---------------|--------|------|----------------|------------|--------------------|--------|
| 50 | AA1 | ED7200 | P457ET | 626 | LHR | D200 | W048 | C6 | VKC3 |



36" Device Only

Includes device, strike(s) and screw pack. No cylinder or trim.

Rim ED7200 Series

| Function | Description | Finish: 613E, 626 | Finish: 605, 606, 611, 612, 613, 618, 619, 625, 629, 630, 722 |
|----------|-------------|-------------------|---|
| ED7200 | Panic | \$4,138.00 | \$4,215.00 |

Vertical Rod ED7400 Series

| Function | Description | Finish: 613E, 626 | Finish: 605, 606, 611, 612, 613, 618, 619, 625, 629, 630, 722 |
|----------|--|-------------------|---|
| ED7400 | Panic Exit Trim Only (accepts operator trim) | \$4,728.00 | \$4,805.00 |
| ED7401 | Panic Exit Trim Only (accepts lever trim) | | |

Concealed V.R. ED7800 Series

| Function | Description | Finish: 613E, 626 | Finish: 605, 606, 611, 612, 613, 618, 619, 625, 629, 630, 722 |
|----------|-------------------|-------------------|---|
| ED7800 | Panic | \$4,582.00 | \$4,659.00 |
| ED7800A | 3 Hour Fire Rated | \$4,821.00 | \$4,898.00 |

Caution: Be sure of your measurements. Exit devices are NOT returnable.

ED7200 Rim Trim

Cylinder is not included.

Pull Trim Design: P4 D Grip Pull



Grip: Extruded

Escutcheon: Wrought



| Function | Description | Finish: 605, 606, 611, 612, 613, 613E, 618, 619, 625, 626, 629, 630, 722 |
|----------|-------------|--|
| P450ET | Dummy | \$583.00 |
| P457ET | Nightlatch | |

Pull Trim Design: P5 Round Grip Pull



Grip: Extruded

Escutcheon: Wrought



| Function | Description | Finish: 605, 606, 611, 612, 613, 613E, 618, 619, 625, 626, 629, 630, 722 |
|----------|-------------|--|
| P550ET | Dummy | \$583.00 |
| P557ET | Nightlatch | |

Pull Trim Design: P6 Pull



Grip: Wrought
MR option available

Escutcheon: Wrought



| Function | Description | Finish: 605, 606, 611, 612, 613, 613E, 618, 619, 625, 626, 629, 630, 722 |
|----------|-------------|--|
| P650ET | Dummy | \$583.00 |
| P657ET | Nightlatch | |

Pull Trim Design: P7 Plate

Escutcheon: Wrought
MR option available



| Function | Description | Finish: 605, 606, 611, 612, 613, 613E, 618, 619, 625, 626, 629, 630, 722 |
|----------|-------------|--|
| P757ET | Nightlatch | \$573.00 |

ED7400 Surface Vertical Rod Trim


Cylinder is not included.

Escutcheon Trim Design: C4 Citation



Lever: Cast
MR option available

Escutcheon: Wrought
Available with ED7401 device only.



| Function | Description | Finish: 605, 606, 611, 612, 613, 613E, 618, 619, 625, 626, 629, 630, 722 |
|----------|-------------|--|
| C455ET* | Classroom | \$1,193.00 |
| C457ET* | Nightlatch | |

*1-3/4 doors only

Escutcheon Trim Design: D4 Dirke



Lever: Cast
MR option available

Escutcheon: Wrought
Available with ED7401 device only.



| Function | Description | Finish: 605, 606, 611, 612, 613, 613E, 618, 619, 625, 626, 629, 630, 722 |
|----------|-------------|--|
| D455ET* | Classroom | \$1,193.00 |
| D457ET* | Nightlatch | |

*1-3/4 doors only

Escutcheon Trim Design: O3 D Grip Operator



Pull: Extruded
MR option available

Escutcheon: Cast
Available with ED7400 only.



| Function | Description | Finish: 605, 606, 611, 612, 613, 613E, 618, 619, 625, 626, 629, 630, 722 |
|----------|-------------|--|
| O355ET | Classroom | \$1,193.00 |
| O356ET** | Nightlatch | |
| O357ET | Nightlatch | |

Escutcheon Trim Design: O4 Round Grip Operator



Pull: Extruded
MR option available

Escutcheon: Cast
Available with ED7400 only.



| Function | Description | Finish: 605, 606, 611, 612, 613, 613E, 618, 619, 625, 626, 629, 630, 722 |
|----------|-------------|--|
| O455ET | Classroom | \$1,193.00 |
| O456ET** | Nightlatch | |
| O457ET | Nightlatch | |

**Key also used to hold top and bottom latchbolts in retracted position.

ED7800 Concealed Vertical Rod Trim

Cylinder is not included.

Trim Design: O5 Operator

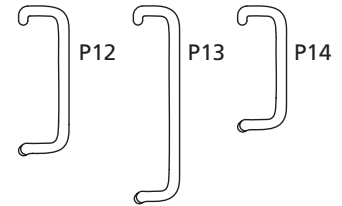
Escutcheon: Cast



| Function | Description | Finish: 605, 606, 611, 612, 613, 613E, 618, 619, 625, 626, 629, 630, 722 |
|----------|-------------|--|
| O557ET | Nightlatch | \$454.00 |

Offset Pull Trim: P12, P13, P14

| Offset Pull Trim | Part Number | Finish: 605, 606, 612, 613, 613E, 626, 629, 630 |
|------------------|------------------|---|
| P12 | 716F50M X Finish | \$413.00 |
| P13 | 716F51M X Finish | \$503.00 |
| P14 | 716F52M X Finish | \$354.00 |



| Cylinder Options* | | |
|--|---------------------------|---------------------------|
| Description | Specify Quick Code | Add or Deduct |
| Conventional 6-pin | 6P* | Add \$125.00 per cylinder |
| Conventional 7-pin | 7P | Add \$127.00 per cylinder |
| LFIC | | |
| LFIC 6-pin | C6 | Add \$233.00 per cylinder |
| LFIC 6-pin less core | CL6 | Add \$125.00 per cylinder |
| LFIC 6-pin with temporary construction core (Red) | CT6R | Add \$233.00 per cylinder |
| LFIC 6-pin with temporary construction core (Blue) | CT6B | Add \$233.00 per cylinder |
| LFIC 6-pin with temporary construction core (Green) | CT6G | Add \$233.00 per cylinder |
| LFIC 6-pin with temporary disposable core | CT6D | Add \$125.00 per cylinder |
| LFIC 7-pin | C7 | Add \$237.00 per cylinder |
| LFIC 7-pin less core | CL7 | Add \$127.00 per cylinder |
| LFIC 7-pin with temporary construction core (Red) | CT7R | Add \$237.00 per cylinder |
| LFIC 7-pin with temporary construction core (Blue) | CT7B | Add \$237.00 per cylinder |
| LFIC 7-pin with temporary construction core (Green) | CT7G | Add \$237.00 per cylinder |
| LFIC 7-pin with temporary disposable core | CT7D | Add \$127.00 per cylinder |
| SFIC | | |
| SFIC 6-pin | C6S | Add \$222.00 per cylinder |
| SFIC 6-pin with temporary construction core (Blue) | CT6SB | Add \$222.00 per cylinder |
| SFIC 6-pin with SFIC disposable temporary core | CT6SD | Add \$125.00 per cylinder |
| SFIC 6-pin with Less Core | CLS6 | Add \$125.00 per cylinder |
| SFIC 7-pin | C7S | Add \$222.00 per cylinder |
| SFIC 7-pin with temporary construction core (Blue) | CT7SB | Add \$222.00 per cylinder |
| SFIC 7-pin with SFIC disposable temporary core | CT7SD | Add \$125.00 per cylinder |
| SFIC 7-pin with Less Core | CLS7 | Add \$125.00 per cylinder |
| Security | | |
| Security ⁴ | HS | Add \$289.00 per cylinder |
| Security LFIC ⁴ | CHS | Add \$393.00 per cylinder |
| Access 3 | | |
| Access 3 Patented | AP | Add \$125.00 per cylinder |
| Access 3 Security | AS | Add \$206.00 per cylinder |
| Access 3 High Security, UL 437 | AHS | Add \$240.00 per cylinder |
| Access 3 LFIC Patented | ACP | Add \$233.00 per cylinder |
| Access 3 LFIC Security | ACS | Add \$314.00 per cylinder |
| Access 3 LFIC High Security, UL 437 | ACHS | Add \$348.00 per cylinder |
| Pyramid | | |
| Pyramid Security fixed core | PS | Add \$212.00 per cylinder |
| Pyramid Security LFIC | PCS | Add \$313.00 per cylinder |
| Pyramid High Security fixed core | PHS | Add \$255.00 per cylinder |
| Pyramid High Security LFIC | PCHS | Add \$357.00 per cylinder |
| Pyramid LFIC with temporary construction core ³ | CTP | Add \$233.00 per cylinder |
| Pyramid LFIC with temporary disposable core ³ | CTPD | Add \$125.00 per cylinder |
| Pyramid LFIC less core | CLP | Add \$125.00 per cylinder |
| Other | | |
| Less master ring cylinder ⁴ | MR-LC | No Charge |
| Master Ring ⁴ | MR | Add \$194.00 per cylinder |

*6P cylinder option is supplied in 6-pin, L4 keyway, 0-bitted with two nickel silver keys.

Notes:

1. Available on outside trim only.
2. Not available on O5 trim.
3. Rim only. 4. Available on C4, D4, OBS, O3, O4 trims only.
5. Not available on ED7600 C4M, D4M, E4M B5M, G6M trims.
6. Pyramid is not available on ED7600 with door thicknesses over 2-1/4".
7. Not available on P4, P5, P5, P7 trims.

Cylinder Options (continued) & Keying Options*

| Description | Specify Quick Code | Add or Deduct |
|--|--------------------|--------------------------------|
| Keying and Keys | | |
| 0-bitted with 2 Blank Keys | (standard) | No Charge |
| Keyed Random | KR | |
| Construction Master Keyed ² | CMK | Add \$16.00 per cylinder |
| More than 2 Keys | KY# (e.g., KY6) | See page 33 - Cut Keys Section |
| Master Keying | | |
| Master keyed (all cylinders except CR8000, CR8020, CR8027, CR8200, CR8500, CR8600, CR8700) | MK | Add \$16.00 per cylinder |
| Master keyed Pyramid (except CR8020, CR8027 LFIC cores) | MK | |
| Master keyed Security (including LFIC cylinder and core) | MK | |
| Master keyed Access 3 (except CR8500, CR8600, CR8700 LFIC cores) | MK | |
| Master keyed (CR8000, CR8020, CR8027, CR8200, CR8500, CR8600, CR8700) | MK-IC | No Charge |
| Master keyed to customer bittings or sample key | MK-CB | Add \$16.00 per cylinder |
| Visual Key Control (VKC) | | |
| No bitting or keyset stamping on keys | VKC0 | \$4.50 |
| Keys only | VKC1 | No Charge |
| Cylinders and keys (not for AS, AHS, ACS, ACHS, HS, CHS, PHS or PCHS) | VKC2 | \$8.00 |
| Cylinders only (not for AS, AHS, HS, ACS, ACHS, CHS, PHS or PCHS) | VKC3 | |
| Concealed Key Control (CKC) | | |
| CKC cylinders with VKC keys | CKC2 | \$8.00 |
| CKC cylinders only (not for AS, AHS, ACS, ACHS, PHS, PCHS) | CKC3 | |

- Notes:
1. CMK Construction master keying charge is in addition to master keying charge.
 2. CMK Construction master keying is not available in interchangeable core, Access 3, Pyramid, or Security series.
 3. VKC2, VKC3, CKC3 are not available in Pyramid or Security series.

Strike Options

To purchase strike separately, see catalog for part no.

| Description | Specify | Add or Deduct |
|---|------------|---------------|
| Open rim strike on ED7200 | (standard) | No Charge |
| Rim strike | S07 | |
| Rim strike for aluminum frames with blade stops | S08 | |
| Mortised adjustable rim strike | S04 | |
| Vertical rod top strike on ED7400 device | (standard) | |
| Vertical rod bottom strike on ED7400 | | |
| Vertical rod flush bottom strike on ED7400 device | S03 | |
| Concealed vertical rod top strike on ED7800 device | (standard) | |
| Fire rated concealed vertical rod top strike on ED7800A device | (standard) | |
| Fire rated concealed vertical rod bottom strike on ED7800 and ED7800A devices | (standard) | |

| Description | Lip Length | Specify | Add or Deduct |
|---|------------|------------|-------------------------|
| Mortise straight lip ANSI strike on ED7600, ED7600A | 1-1/8" | (standard) | No Charge |
| | 1-1/4" | SS114 | |
| | 1-3/8" | SS138 | |
| Mortise open back strike | 1-3/4" | SB134 | Add \$119.00 per device |
| | 2" | SB200 | \$189.00 |
| | 2-1/4" | SB214 | |

Custom Laser Engraving- LASER

Laser engraving processing charge (all engraving types)

- \$250.00 net per order. Charge will be applied to production order when placed.

Single Vanity, Logo or Other (same engraving on all parts)

- Lever - \$10.00 net add each
- Mortise Escutcheon - \$10.00 net add each
- HPSK Paddle - \$10.00 net add each

Unique laser engraving (i.e. Room Number, Apartment Number, etc)

- \$12.00 net add each (per piece)

Door Width Options

| Description | Specify | Add or Deduct |
|-------------|------------|------------------------|
| 36" | (standard) | No Charge |
| 48" | W048 | Add \$51.00 per device |

Door Thickness Options

| Description | Specify | Add or Deduct |
|--|------------|---------------|
| 1-3/4" | (standard) | No Charge |
| 2" (Not available for ED7800 Series) | D200 | |
| 2-1/4" (Not available for ED7800 Series) | D214 | |

Door Height Options

| Description | Specify | Add or Deduct |
|--------------------------------|------------|-------------------------|
| 7'6" (ED7400 devices) | (standard) | No Charge |
| 7'2" (ED7400A & 7800A devices) | (standard) | |
| 8'6" (ED7800 devices) | (standard) | |
| 10'0" (ED7400 devices only) | H1000 | Add \$116.00 per device |
| 10'8" (ED7800 devices only) | H1008 | |

Miscellaneous Options

| Description | Specify | Add or Deduct |
|---|---------|-------------------------|
| Spanner head screws | M02 | Add \$49.00 per device |
| ANSI wrought strike box (for mortise only) | M17 | No Charge |
| Knurling outside and inside (trim and device) | M20* | Add \$211.00 per device |
| Knurling outside only (trim side) | M21* | Add \$101.00 per device |
| Knurling inside only (device side) | M22* | Add \$110.00 per device |
| Abrasive coat outside and inside (trim and device) | M23 | Add \$130.00 per device |
| Abrasive coat inside only (device side) | M24 | Add \$69.00 per device |
| Abrasive coat outside only (trim side) | M25 | Add \$61.00 per device |
| Stainless Steel Crossbar ¹ | | |
| - When ordered with 626 or 630 finish | M50 | No Charge |
| - All other finishes | M50 | Add \$106.00 per device |
| Less dogging | M51 | No Charge |
| Steel reinforced crossbar | M53 | Add \$97.00 per device |
| Sex nuts and bolts (SNBs) | M54 | No Charge |
| Shim for 2-3/4" backset on doors with 1/2" stop (for ED7200 only) | M59 | Add \$31.00 per device |
| Less latch hold-back (for ED7200 and ED7600 devices only) | M66 | No Charge |

Note:

1. Not available with M22 or M20 option.

*All levers provided in a powder coat finish will be supplied with an abrasive coating.

Removable Mullion

Ordering Example

| Quantity | Mullion Number |
|----------|----------------|
| 10 | CR507 |

| Mullion Number | Description | Price |
|----------------|---------------------|------------|
| CR510 | For doors up to 10' | \$1,194.00 |

DC3000 Series:

| | |
|---------------------------------|-----|
| DC3000 Series Standard Features | 366 |
|---------------------------------|-----|

| | |
|---|-----|
| DC3000 Series Arm Options, Miscellaneous Options, Brackets, Door Thickness, Drop Plates, Finish Options | 367 |
|---|-----|

DC5200 Cam Action Door Closer:

| | |
|--------------------------|-----|
| DC5200 Standard Features | 368 |
|--------------------------|-----|

| | |
|--|-----|
| DC5200 Arm Options, Door Thickness, Handing, Finish Options, Miscellaneous Options, Drop Plate | 369 |
|--|-----|

DC6000 Series:

| | |
|---------------------------------|-----|
| DC6000 Series Standard Features | 370 |
|---------------------------------|-----|

| | |
|------------------------------|-----|
| DC6200 Series, DC6400 Series | 371 |
|------------------------------|-----|

| | |
|--|-----|
| DC6000 Series Arm Options, Door Width Options, Finish Options, Door Thickness, Handing | 372 |
|--|-----|

| | |
|---|-----|
| DC6000 Series Miscellaneous Options, Blade Stop Spacer, Miscellaneous Brackets, Drop Plates | 373 |
|---|-----|

DC8000 Series:

| | |
|---------------------------------|-----|
| DC8000 Series Standard Features | 374 |
|---------------------------------|-----|

| | |
|-----------------------------------|-----|
| DC8200 Series (Factory Pre-Sized) | 375 |
|-----------------------------------|-----|

| | |
|---|-----|
| DC8000 Series Arm Options, Door Width Options, Finish Options | 376 |
|---|-----|

| | |
|---|-----|
| DC8000 Series Miscellaneous Options, Blade Stop Spacer, Miscellaneous Brackets, Drop Plates | 377 |
|---|-----|

DC62900 Series:

| | |
|--|-----|
| DC62900 Series Electromechanical Door Controls: Ordering Example, DC62900 Series, Miscellaneous Options, Voltage | 378 |
|--|-----|

Standard Features

Handing

Non-handed

Spring Power

DC3200 Series: Non-sized
fully adjustable 1 thru 6.

Degree of Opening

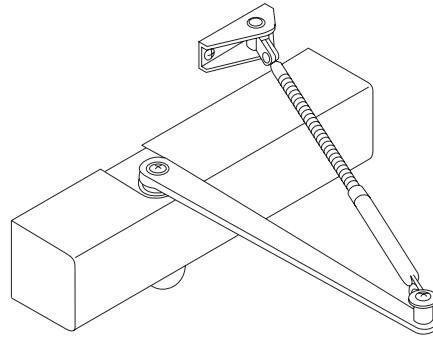
Up to 180° opening standard for
regular, top jamb and
parallel arm mounting.

Case Quantity

4

Case Weight

42 lbs



Ordering Examples

Stock Order

| Quantity | Series/Mounting | Finish |
|----------|-----------------|--------|
| 48 | DC3210 | 689 |

Contract Order

| Quantity | Series/Mounting | Arm | Finish | Option |
|----------|-----------------|-----|--------|--------|
| 100 | DC3210 | A4 | 689 | M54 |

DC3200 Series

Non-sized: full adjustability from sizes 1-6

| Function | Description | Finish: 600, 689, 690, 691, 693, 696 |
|----------|--------------|---|
| DC3200 | Regular arm | \$587.00 |
| DC3210 | Parallel arm | |
| DC3220 | Top jamb | |

DC3210 closers are tri-packed standard (for regular arm, top jamb or parallel arm mounting) unless specialty arm is requested.

Arm Options

| Description | Specify Quick Code | Add or Deduct |
|---|--------------------|-------------------------|
| Hold open arm | A1 | Add \$105.00 per closer |
| Heavy-duty parallel arm with hold open | A2 | Add \$133.00 per closer |
| Heavy-duty parallel arm | A3 | Add \$67.00 per closer |
| Heavy-duty parallel arm with backstop | A4 | Add \$125.00 per closer |
| Heavy-duty parallel arm with backstop & hold open | A5 | Add \$235.00 per closer |
| Heavy-duty regular arm | A10 | Add \$67.00 per closer |

Miscellaneous Options

| Description | Specify Quick Code | Add or Deduct |
|--|--------------------|------------------------|
| Sex nuts and bolts (SNB) | M54 | No Charge |
| Backcheck intensity | (standard) | No Charge |
| Delayed Action | M71 | Add \$62.00 per closer |
| Full ABS Cover | (standard) | No Charge |
| Corrosion protection | M75 | Add \$57.00 per closer |
| Heavy-duty parallel arm flush transom bracket (499F30). Used with A2, A3, A4 & A5 arms) | M79 | Add \$22.00 per closer |

Miscellaneous Brackets

| Description | Specify Quick Code | Add or Deduct |
|--|--------------------|------------------------|
| Parallel arm flush transom bracket | M82 | Add \$43.00 per closer |
| Parallel arm offset bracket | M83 | Add \$43.00 per closer |
| Mortise arm bracket for regular arm mounting | M84 | Add \$43.00 per closer |
| Angle Support bracket | M85 | Add \$43.00 per closer |

Door Thickness

| Description | Specify |
|-------------|------------|
| 1-3/4" | (standard) |

Drop Plates

| Closer Plates | Old Quick Ship # | Full Cover | List price |
|---------------|------------------|------------|------------|
| DC3210 | M80 | 597F58 | \$106.00 |
| DC3220 | M80 | 188F65 | \$106.00 |

Finish Options

| Description | Add or Deduct |
|--|---------------|
| 600, 613E, 689, 690, 691, 693, 696, BSP, WSP | (standard) |

Standard Features Handing

Non-handed

Degree of Opening

Pull Side = 140°, Push Side = 110°

Case Weight

8 lbs.

Spring Power

Sizes 1 thru 6 fully adjustable

Slide Track

Standard



Ordering Example

Stock Order

| Quantity | Series/Mounting | Finish |
|----------|-----------------|--------|
| 100 | DC5200 | 689 |

Contract Order

| Quantity | Series/Mounting | Arm | Finish |
|----------|-----------------|-----|--------|
| 100 | DC5200 | A1 | 689 |

| DC5200 | | |
|--|---|---------------------------------|
| Non-sized: full adjustability from sizes 1-6 | | |
| Function | Description | Finish: 689, 690, 691, 693, 696 |
| DC5200 | Push and pull installation, door or frame mounted | \$825.00 |
| Arm Options | | |
| Description | Specify Quick Code | Add or Deduct |
| Hold open arm | A1 | \$38.00 |
| Door Thickness | | |
| Description | Specify | |
| 1-3/4" | (standard) | |
| Handing | | |
| Description | Specify | |
| Left Hand | LH | |
| Right Hand | RH | |
| Left Hand Reverse | RH | |
| Right Hand Reverse | LH | |
| Finish Options | | |
| Description | Add or Deduct | |
| Painted finishes: 689, 690, 691, 693, 696 | (standard) | |
| Miscellaneous Options | | |
| Description | Specify Quick Code | Add or Deduct |
| Sex nuts and bolts (SNB) | M54 | No Charge |
| Drop Plate | | |
| Description | Part Number | Add or Deduct |
| Drop Plate (Push side) | 754F80 | \$70.00 |

Standard Features
Handing

Non-handed

Spring Power

DC6200 Series: sizes 1 thru 6 non-sized fully adjustable.

DC6400 Series: sizes 1 thru 6 half-size adjustability.

Degree of Opening

Up to full 180° opening standard for regular, top jamb and parallel arm applications.

Case Quantity

4

Case Weight

DC6200 42 lbs

DC6400 42 lbs



Ordering Example

Stock Order

| Quantity | Series/Mounting | Finish |
|----------|-----------------|--------|
| 100 | DC6210 | 689 |

Contract Order

| Quantity | Series/Mounting | Arm | Finish | Door Thickness |
|----------|-----------------|-----|--------|----------------|
| 100 | DC6406 | A6 | 689 | D138 |

DC6200 Series

Non-sized: full adjustability from sizes 1-6

| Function | Description | Finish: 600, 613E, 689, 690, 691, 693, 696, BSP, WSP |
|----------|-------------------|--|
| DC6200 | Regular arm | \$648.00 |
| DC6210 | Parallel arm | |
| DC6220 | Top jamb | |
| DC6230 | Pull side track** | \$745.00 |
| DC6240 | Push side track | |

DC6210 closers are tri-packed standard (for regular arm, top jamb or parallel arm mounting) unless specialty arm is requested.

**Minimum 3" top jamb required.

DC6400 Series

Sized: 1/2-size adjustability

| Function | Description | Finish: 600, 613E, 689, 690, 691, 693, 696, BSP, WSP |
|----------|-----------------|--|
| DC6401 | Regular arm | Size 1 |
| DC6402 | | Size 2 |
| DC6403 | | Size 3 |
| DC6404 | | Size 4 |
| DC6405 | | Size 5 |
| DC6406 | | Size 6 |
| DC6411 | Parallel arm | Size 1 |
| DC6412 | | Size 2 |
| DC6413 | | Size 3 |
| DC6414 | | Size 4 |
| DC6415 | | Size 5 |
| DC6416 | | Size 6 |
| DC6421 | Top jamb | Size 1 |
| DC6422 | | Size 2 |
| DC6423 | | Size 3 |
| DC6424 | | Size 4 |
| DC6425 | | Size 5 |
| DC6426 | | Size 6 |
| DC6433 | Pull side track | Size 3 |
| DC6434 | | Size 4 |
| DC6435 | | Size 5 |
| DC6436 | | Size 6 |
| DC6443 | Push side track | Size 3 |
| DC6444 | | Size 4 |
| DC6445 | | Size 5 |
| DC6446 | | Size 6 |

Note: See page 352 for plated finishes.

DC641X closers are tri-packed standard (for regular arm, top jamb or parallel arm mounting) unless specialty arm is requested.

Arm Options

| Description | Specify Quick Code | Add or Deduct |
|---|--------------------|-------------------------|
| Hold open arm | A1 | Add \$105.00 per closer |
| Heavy-duty parallel arm with hold open | A2 | Add \$133.00 per closer |
| Heavy-duty parallel arm | A3 | Add \$67.00 per closer |
| Heavy-duty parallel arm with backstop | A4 | Add \$125.00 per closer |
| Heavy-duty parallel arm with backstop & hold open | A5 | Add \$235.00 per closer |
| Deep reveal (3-1/4" - 7-1/4") | A6 | No Charge |
| Deep reveal with hold open | A8 | Add \$105.00 per closer |
| Heavy-duty regular arm | A10 | Add \$67.00 per closer |
| Heavy-duty Unitrol® | A11* | Add \$338.00 per closer |
| Heavy-duty Unitrol® with hold open | A12* | Add \$443.00 per closer |
| Heavy-duty parallel arm with extra clearance | A13 | Add \$56.00 per closer |
| Heavy-duty friction hold open arm | A14 | Add \$132.00 per closer |
| Push side track with hold open | A1 | Add \$105.00 per closer |

* Specify door width

Door Width Options

| Description | Specify Quick Code | Add or Deduct |
|-------------------------------|--------------------|---------------|
| A11, A12 door width 28" - 32" | W28 | No Charge |
| A11, A12 door width 33" - 41" | W33 | |
| A11, A12 door width 42" - 48" | W42 | |

Finish Options*

| Description | Add or Deduct |
|--|-------------------------------------|
| | 605, 606, 611, 612, 625, 626 |
| Painted finishes: 600, 613E, 689, 690, 691, 693, 696, BSP, WSP | (standard) |
| Plated finishes: specify 605, 606, 611, 612, 625, 626 | |
| Regular, parallel, hold open: | |
| - Plated arm & cover* | Add \$774.00 per closer |
| - Plated cover (metal) | Add \$315.00 per closer |
| - Plated arm* | Add \$459.00 per closer |

Heavy-Duty arms (A2, A3, A4, A5, A10, A11, A12, A13, A14) are not available plated.
 Track & arm for track-type closers are not available plated.

*For split finish of closer cover and arm, specify cover first, then arm finish; e.g. DC6200 x 625 x 689.

Special Finishes

| | |
|---|----------------------------|
| <ul style="list-style-type: none"> Contact factory for availability 50 piece minimum order for non-standard sprayed or powder coat finishes | Net add \$50.00 per closer |
| Additional charge per closer will be added to net/net charge | |

Door Thickness

| Description | Specify |
|-------------|------------|
| 1- 3/4" | (standard) |
| 2" | D200 |

Handing

| Description | Specify |
|--------------------|---------|
| Left Hand | LH |
| Right Hand | RH |
| Left Hand Reverse | RH |
| Right Hand Reverse | LH |

Miscellaneous Options

| Description | Specify Quick Code | Add or Deduct |
|---|--------------------|-----------------------------------|
| Torx® Screws | M04 | Add \$49.00 per closer |
| Sex nuts and bolts (SNB) | M54 | No Charge |
| Backcheck intensity and location valves | (standard) | No Charge |
| Delayed Action | M71 | Add \$62.00 per closer |
| Full ABS Cover | (standard) | No Charge |
| Full Metal Cover | M73 | Add \$24.00 per closer |
| Extreme temperature fluid | (standard) | No Charge |
| Corrosion protection | M75 | Add \$57.00 per closer |
| Security package* | M87 | A2-Arm - Add \$206.00 per closer |
| | | A3-Arm - Add \$140.00 per closer |
| | | A4-Arm - Add \$198.00 per closer |
| | | A5-Arm - Add \$308.00 per closer |
| | | A10-Arm - Add \$140.00 per closer |

*M87 includes full metal cover, Torx® fasteners and A2, A3, A4, A5, or A10 arm. Specify arm when ordering.

Blade Stop Spacer

| Description | Specify Quick Code | Add or Deduct |
|----------------------|--------------------|------------------------|
| 1/2" spacer (597F92) | M77 | Add \$32.00 per closer |
| 5/8" spacer (597F93) | M78 | Add \$52.00 per closer |

Miscellaneous Brackets

| Description | Specify Quick Code | Add or Deduct |
|--|--------------------|-------------------------|
| HD PA flush transom bracket (used with all parallel arms except the Unicontrol®) | M79 | Add \$56.00 per closer |
| Parallel arm flush transom bracket | M82 | Add \$43.00 per closer |
| Parallel arm offset bracket | M83 | Add \$43.00 per closer |
| Mortise arm bracket for regular arm mounting | M84 | Add \$43.00 per closer |
| Angle support bracket | M85 | Add \$43.00 per closer |
| Deep Reveal Reinforcement Kit | M103 | Add \$43.00 per closer |
| Flush partition bracket | M104 | Add \$35.00 per closer |
| Lead lined cover (metal cover only) | M108 | Add \$258.00 per closer |

Drop Plates

| Closer Plates | Old Quick Ship # | Full Cover | List Price |
|----------------------------|------------------|------------|------------|
| DC6210, DC6410 (Parallel) | M80 | 597F58 | \$106.00 |
| DC6220, DC6420 (Top Jamb) | M80 | 188F65 | |
| DC6230, DC6430 (Pull Side) | M81 | 597F59 | |
| DC6240, DC6440 (Push Side) | M102 | 597F59 | |

Standard Features
Handing

Non-handed

Spring Power

DC8200 Series: sizes 1 thru 6
non-sized fully adjustable.

DC8200 Series: sizes 1 thru 6
half-size adjustability.

Degree of Opening

Up to full 180° opening
standard for regular, top jamb
and parallel arm applications.

Case Quantity

4

Case Weight

DC8200 54 lbs



Ordering Example

Stock Order

| Quantity | Series/Mounting | Finish |
|----------|-----------------|--------|
| 100 | DC8210 | 689 |

Contract Order

| Quantity | Series/Mounting | Arm | Finish | Door Thickness |
|----------|-----------------|-----|--------|----------------|
| 100 | DC8206 | A6 | 689 | D138 |

| DC8200 Series | | | | |
|--|--------------------|---|-----------------|--|
| Non-sized full adjustability from sizes 1-6 | | | | |
| Function | Description | Finish: 600, 613E, 689, 690, 691, 693, 696, BSP, WSP | | |
| DC8200 | Regular arm | \$851.00 | | |
| DC8210 | Parallel arm | | | |
| DC8220 | Top Jamb | | | |
| DC8230 | Pull side track** | \$944.00 | | |
| DC8240 | Push side track | | | |
| DC8210 closers are tri-packed standard (for regular arm, top jamb or parallel arm mounting) unless specialty arm is requested. *Minimum 3" top jamb required. | | | | |
| Factory Pre-Sized (available upon request) | | | | |
| Function | Description | Finish: 600, 613E, 689, 690, 691, 693, 696, BSP, WSP | | |
| DC8201 | Regular arm | Size 1 | \$851.00 | |
| DC8202 | | Size 2 | | |
| DC8203 | | Size 3 | | |
| DC8204 | | Size 4 | | |
| DC8205 | | Size 5 | | |
| DC8206 | | Size 6 | | |
| DC8211 | Parallel arm | Size 1 | | |
| DC8212 | | Size 2 | | |
| DC8213 | | Size 3 | | |
| DC8214 | | Size 4 | | |
| DC8215 | | Size 5 | | |
| DC8216 | | Size 6 | | |
| DC8221 | Top Jamb | Size 1 | | |
| DC8222 | | Size 2 | | |
| DC8223 | | Size 3 | | |
| DC8224 | | Size 4 | | |
| DC8225 | | Size 5 | | |
| DC8226 | | Size 6 | | |
| DC8233 | Pull side track | Size 3 | \$944.00 | |
| DC8234 | | Size 4 | | |
| DC8235 | | Size 5 | | |
| DC8236 | | Size 6 | | |
| DC8243 | Push side track | Size 3 | | |
| DC8244 | | Size 4 | | |
| DC8245 | | Size 5 | | |
| DC8246 | | Size 6 | | |
| DC821X closers are tri-packed standard (for regular arm, top jamb or parallel arm mounting) unless specialty arm is requested. | | | | |

Arm Options

| Description | Specify Quick Code | Add or Deduct |
|---|--------------------|-------------------------|
| Hold open arm | A1 | Add \$105.00 per closer |
| Heavy-duty parallel arm with hold open | A2 | Add \$133.00 per closer |
| Heavy-duty parallel arm | A3 | Add \$67.00 per closer |
| Heavy-duty parallel arm with backstop | A4 | Add \$125.00 per closer |
| Heavy-duty parallel arm with backstop & hold open | A5 | Add \$235.00 per closer |
| Deep reveal (3-1/4" - 7-1/4") | A6 | No Charge |
| Deep reveal with hold open | A8 | Add \$105.00 per closer |
| Heavy-duty regular arm | A10 | Add \$67.00 per closer |
| Unitrol® arm | A11* | Add \$338.00 per closer |
| Unitrol arm x hold open | A12* | Add \$443.00 per closer |
| Heavy-duty parallel arm with extra clearance | A13 | Add \$56.00 per closer |
| Heavy-duty friction hold open | A14 | Add \$132.00 per closer |
| Push side track with hold open | A1 | Add \$105.00 per closer |

*Specify door width

Door Width Options

| Description | Specify Quick Code | Add or Deduct |
|---------------------------------|--------------------|---------------|
| A11, A12 - door width 28" - 32" | W28 | No Charge |
| A11, A12 - door width 33" - 41" | W33 | |
| A11, A12 - door width 42" - 48" | W42 | |

Finish Options*

| Description | Add or Deduct |
|--|-------------------------------------|
| | 605, 606, 611, 612, 625, 626 |
| Painted finishes: 600, 613E, 689, 690, 691, 693, 696, BSP, WSP | (standard) |
| Plated finishes: specify 605, 606, 611, 612, 625, 626 | |
| Regular, parallel, hold open: | |
| - Plated arm & cover* | Add \$774.00 per closer |
| - Plated cover (metal)** | Add \$315.00 per closer |
| - Plated arm* | Add \$459.00 per closer |

Heavy-Duty arms (A2, A3, A4, A5, A10, A11, A12, A13, A14) are not available plated.
 Track & arm for track-type closers are not available plated.

*For split finish of closer cover and arm, specify cover first, then arm finish; e.g. DC6200 x 625 x 689.
 **Price of M73 option is not included.

Special Finishes

| | |
|---|----------------------------|
| <ul style="list-style-type: none"> Contact factory for availability 50 piece minimum order for non-standard sprayed or powder coat finishes | Net add \$52.00 per closer |
| Additional charge per closer will be added to net/net charge | |

| Miscellaneous Options | | |
|---|---------------------------|-----------------------------------|
| Description | Specify Quick Code | Add or Deduct |
| Torx® Screws | M04 | Add \$49.00 per closer |
| Sex nuts and bolts (SNB) | M54 | No Charge |
| Backcheck valve | (standard) | No Charge |
| Delayed Action | M71 | Add \$62.00 per closer |
| Full ABS Cover | (standard) | No Charge |
| Full Metal Cover | M73 | Add \$24.00 per closer |
| Extreme Temperature Fluid | (standard) | No Charge |
| Corrosion Protection | M75 | Add \$57.00 per closer |
| Security Package* | M87 | A2-Arm - Add \$206.00 per closer |
| | | A3-Arm - Add \$140.00 per closer |
| | | A4-Arm - Add \$198.00 per closer |
| | | A5-Arm - Add \$308.00 per closer |
| | | A10-Arm - Add \$140.00 per closer |
| *M87 includes full metal cover, Torx® fasteners and A2, A3, A4, A5, A10 or A13. Specify arm when ordering | | |
| Blade Stop Spacer | | |
| Description | Specify Quick Code | Add or Deduct |
| 1/2" spacer (597F92) | M77 | Add \$32.00 per closer |
| 5/8" spacer (597F93) | M78 | Add \$52.00 per closer |
| Miscellaneous Brackets | | |
| Description | Specify Quick Code | Add or Deduct |
| HD PA flush transom bracket (used with all parallel arms except the Unitrol®) | M79 | Add \$56.00 per closer |
| Parallel arm flush transom bracket | M82 | Add \$43.00 per closer |
| Parallel arm offset bracket | M83 | Add \$43.00 per closer |
| Mortise arm bracket for regular arm mounting | M84 | Add \$43.00 per closer |
| Angle support bracket | M85 | Add \$43.00 per closer |
| Deep reveal reinforcement kit | M103 | Add \$43.00 per closer |
| Flush partition bracket (used with Unitrol® arm) | M104 | Add \$35.00 per closer |
| Lead lined cover | M108 | Add \$258.00 per closer |
| Drop Plates | | |
| Closer Series | Part Number | List Price |
| DC8200 (regular) | 754F20 | \$132.00 |
| DC8200 (with concealed holder) | 754F24 | \$132.00 |
| DC8210 (parallel) | 754F25 | \$132.00 |
| DC8220 (top jamb) | 754F24 | \$132.00 |
| DC8230 (pull side track) | 754F20 | \$132.00 |

Electromechanical Door Controls

Sex nuts and bolts are furnished standard.
 689 Finish.

Ordering Example

| Quantity | Series/Mounting | Finish | Voltage | Options |
|----------|-----------------|--------|---------|---------|
| 24 | DC62930 | 689 | 24A | M54 |

DC62900 Series

| Model | Quick Code | Description | | Finish: 689, 690, 691, 693, 696 |
|---------|------------|-------------|--------------|---------------------------------|
| DC62930 | ET | Pull Side | Support Unit | \$1,704.00 |
| DC62940 | ET | Push Side | Support Unit | \$1,704.00 |

Miscellaneous Options

| Description | Specify Quick Code | Add or Deduct |
|---------------------------|--------------------|------------------------|
| Torx® machine screws | M04 | Add \$49.00 per closer |
| Sex nuts and bolts | | |
| - DC62930 | (standard) | (standard) |
| - DC62940 | (standard) | (standard) |
| Backcheck intensity valve | M70 | Add \$48.00 per closer |

Voltage*

| Description | Specify Quick Code |
|-------------|--------------------|
| 24VAC | 24A |
| 24VDC | 24D |
| 120VAC | 120A |

Parts Price List

Number 39
USA & Canada Prices Effective
March 1, 2024



PLUGS AND SHELLS

| 6-PIN PLUGS, BULK PACKS | | | 606, 626 |
|---|----------------------------|--|------------|
| PART NO. | DESCRIPTION | | LIST PRICE |
| These packages are priced at a savings over individual plug prices. Keyway availability is limited to L4, D1, H1, 60, 59A1 and 981. | | | |
| 492K90 | 25 Pack for 1-1/8" Mortise | | \$1,072.00 |
| 492K91 | 25 Pack for 3000 Rim | | |
| 492K92 | 50 Pack for CK4200, UT5200 | | \$2,146.00 |
| 610K48 | 50 Pack for CL3300 | | |
| 5- AND 6-PIN INDIVIDUAL PLUGS | | | |
| X CLASS | STANDARD | USED IN | LIST PRICE |
| 487K10 | 121K10 | 1" Mortise (5-pin) | \$54.00 |
| 487K11 | 121K11 | 1-1/8" Mortise | |
| 606K73 | 193K09 | 3-1/4" Mortise | \$96.00 |
| 606K74 | 193K10 | 3-1/2" Mortise | \$98.00 |
| 606K75 | 193K11 | 3-3/4" Mortise | \$104.00 |
| 487K38 | 197K51* | 1001 Hotel Mortise | \$58.00 |
| 488K99 | 488K98 | CK4200, UT5200 (.552") and 2000051 | \$54.00 |
| 564K53 | 574K05 | CK4400, except below | |
| 564K60 | 564K52 | CK4429 Hotel, old tailpiece | \$68.00 |
| 564K59 | 579K14 | CK4429, new tailpiece | |
| 580K99 | 574K07 | CK4455, CK4482, before 8/93 | \$54.00 |
| 596K29 | 585K24 | CL3300, CL3500, CL3600, CL3700, CL3800 | |
| 596K31 | 585K26 | CL3329, CL3629 Hotel | \$70.00 |
| 489K49 | 186K75 | 2001051 (1429/3433EM) | |
| 534K25 | 245K37 | 2100/2160 (large head) | \$68.00 |
| 612K90 | 444K87 | 2200001 and 009 | |
| 612K91 | 444K89 | 2200002 | |
| 612K88 | 444K94 | 2200008 | |
| 612K93 | 444K88 | 2200054 | |
| 612K94 | 523K21 | 2200076 | \$54.00 |
| 488K84 | 253K66 | 3000 Rim Cylinder | |
| 610K46 | 146K80 | 4200002 for AR Pull | \$68.00 |
| | 195K68 | 4266 for MR Exit Operators | \$81.00 |
| 334K01 | 334K00 | 80006 Interchangeable Core | \$54.00 |
| n/a | 378K18 | Fox Police Rim Cyl. (5-pin) | \$81.00 |
| 7-PIN PLUGS | | | 606, 626 |
| X CLASS | STANDARD | USED IN | LIST PRICE |
| 487K13 | 292K95 | 1-1/4" Mortise | \$58.00 |
| 487K15 | 292K96 | 1-3/8" Mortise | |
| 487K17 | 292K97 | 1-1/2" Mortise | |
| 487K19 | 292K98 | 1-3/4" Mortise | \$75.00 |
| 487K21 | 292K99 | 2" Mortise | \$80.00 |
| 606K76 | 293K00 | 2-1/4" Mortise | |
| 606K77 | 293K01 | 2-1/2" Mortise | |
| 606K78 | 293K02 | 2-3/4" Mortise | |
| 606K79 | 293K03 | 3" Mortise | \$83.00 |
| 596K30 | 585K25 | CL3300 Non-Hotel | \$69.00 |
| 596K32 | 585K27 | CL3329 Hotel | \$75.00 |
| 488K85 | 253K67 | 3000-7 Rim Cylinder | \$58.00 |
| 416K08 | 416K07 | 8000-7 Core | \$69.00 |

| SECURITY PLUGS (USE IN SECURITY SHELLS ONLY) | | | |
|---|-----------------------------|------------|------------|
| PART NO. | DESCRIPTION | | LIST PRICE |
| 407K63 | 1-1/8" Mortise | | \$83.00 |
| 407K64 | 1-1/4" Mortise | | |
| 415K73 | 1-3/8" Mortise | | |
| 415K74 | 1-1/2" Mortise | | \$93.00 |
| 518K73 | 1-3/4" Mortise | | |
| 518K74 | 2" Mortise | | \$110.00 |
| 518K75 | 2-1/4" Mortise | | |
| 518K76 | 2-1/2" Mortise | | |
| 518K77 | 2-3/4" Mortise | | \$114.00 |
| 409K12* | 1011 Mortise Hotel | | |
| 408K45 | CK4200, UT5200 | | \$83.00 |
| 585K46 | CL3300 Non-Hotel | | \$75.00 |
| 444K97 | 2210001 and 009 | | |
| 444K98 | 2210002 | | \$93.00 |
| 444K96 | 2210008 | | \$93.00 |
| 444K99 | 2210054 | | \$83.00 |
| 407K65 | 3010 Rim Cylinder | | \$75.00 |
| 483K01 | 3012 Rim | | \$90.00 |
| 446K68 | 8010 Interchangeable Core | | \$69.00 |
| PYRAMID STANDARD PLUGS | | | |
| 696K43 | Used with 1020 | †Order 10- | \$75.00 |
| 798K912 x Fin | Used with 1020112 | †Order 10- | |
| 696K45 | Used with 3020 | †Order 10- | |
| 696K46 | Used with 2020 | †Order 10- | |
| 696K48 | Used with 2020 | †Order 10- | |
| 696K52 | Used with 8020, 8027 | †Order 10- | |
| 715K14 | Used with 2220 | †Order 10- | |
| PYRAMID SECURITY PLUGS | | | |
| 716K43 | Used with 1027 | †Order 10- | \$75.00 |
| 798K922 x Fin | Used with 1027112 | †Order 10- | |
| 716K45 | Used with 3027 | †Order 10- | |
| 716K46 | Used with 2027 KIL | †Order 10- | |
| 716K48 | Used with 2027 KIK | †Order 10- | |
| 716K16 | Used with 2227 | †Order 10- | |
| PYRAMID SIDE PIN PLUGS | | | |
| 628K852 x Fin | Used with 1020114 | †Order 10- | \$75.00 |
| 628K972 x Fin | Used with 1020112 | †Order 10- | |
| 628K872 x Fin | Used with 3020 | †Order 10- | |
| 628K902 x Fin | Used with 2020052 | †Order 10- | |
| 628K882 x Fin | Used with 202003x | †Order 10- | |
| 628K952 x Fin | Used with 2220 | †Order 10- | |
| 629K032 x Fin | Used with 8020, 8027 | †Order 10- | |
| 628K992 x Fin | Used with 1027114 | †Order 10- | |
| 630K472 x Fin | Used with 1027112 | †Order 10- | |
| 629K002 x Fin | Used with 3027 | †Order 10- | |
| 629K022 x Fin | Used with 2027052 | †Order 10- | |
| 629K012 x Fin | Used with 202703x | †Order 10- | |
| 629K042 x Fin | Used with 2227 | †Order 10- | |
| 6-PIN LOADED SHELLS, BULK PACKS | | | |
| Finishes available for rim and mortise shells: 605, 606, 612, 613, 625, 626 | | | |
| 493F76 | 25 Pack for 1000118 Mortise | | \$2,001.00 |
| 677F42 | 25 Pack for 1000114 Mortise | | |
| 493F77 | 25 Pack for 3000 Rim | | |
| 493F78 | 50 Pack for CK4200, UT5200 | | |
| 610F49 | 50 Pack for CL3300, CL3700 | | |

*Not available in D1, D2, L1, L2, 752, 852 or A class keyways.
†Sold only in multiples of the number indicated. Price is each.

CYLINDER PARTS

| PART NO. | DESCRIPTION | LIST PRICE | SOLD IN MULT. OF | |
|--|---|------------|------------------|--|
| PYRAMID SHELLS | | | | |
| 695F042 x Fin | Used with 1020114, 1027114, 3020058, 3027058 | \$97.00 | 10+ | |
| 695F052 x Fin | Used with 3020, 3027 (Slotted) | | | |
| 696F502 x Fin | Used with 8020, 8027 | | | |
| 696F472 | Used with 2020, 2027 (KIL) | \$88.00 | | |
| 696F499 | Used with 2020, 2027 (KIK) | | | |
| 715F152 | Used with 2220, 2227 | | | |
| PYRAMID SHELLS - SIDE PINS | | | | |
| 628F922 x Fin | Used with 8020, 8027 | \$88.00 | | |
| 629F062 x Fin | Used with 1020114, 1027114, 3020058, 3027058 | | | |
| 630F482 x Fin | Used with 1020112, 1027112 | | | |
| 628F912 | Used with 2020052, 2027052 | | | |
| 628F892 | Used with 2020, 2027 (Levers) | | | |
| 628F962 | Used with 2220, 2227 (Competitors) | | | |
| 629F072 x Fin | Used with 3020, 3027 (Slotted) | | | |
| PYRAMID SIDE PINS (VIAL OF 20 PINS) | | | | |
| 630F494 | Pyramid Side Pins - Vial Of 20 Pins | \$26.00 | | |
| PYRAMID HIGH SECURITY PINS (VIAL OF 100 PINS) | | | | |
| TOP PINS | | | | |
| 695F257031 - .031" | 695F257173 - .173" | \$68.00 | 1 | |
| 695F257047 - .047" | 695F257189 - .189" | | | |
| 695F257063 - .063" | 695F257204 - .204" | | | |
| 695F257078 - .078" | 695F257220 - .220" | | | |
| 695F257094 - .094" | 695F257236 - .236" | | | |
| 695F257110 - .110" | 695F257252 - .252" | | | |
| 695F257126 - .126" | 695F257267 - .267" | | | |
| 695F257141 - .141" | 695F257283 - .283" | | | |
| 695F257157 - .157" | 695F257299 - .299" | | | |
| BOTTOM PINS | | | | |
| 695F247139 - .139" | 695F247218 - .218" | \$68.00 | 1 | |
| 695F247155 - .155" | 695F247234 - .234" | | | |
| 695F247171 - .171" | 695F247250 - .250" | | | |
| 695F247187 - .187" | 695F247265 - .265" | | | |
| 695F247202 - .202" | 695F247281 - .281" | | | |
| PYRAMID SECURITY PINS (VIAL OF 100 PINS) | | | | |
| TOP PINS | | | | |
| 695F252031 - .031" | 695F252173 - .173" | \$68.00 | 1 | |
| 695F252047 - .047" | 695F252189 - .189" | | | |
| 695F252063 - .063" | 695F252204 - .204" | | | |
| 695F252078 - .078" | 695F252220 - .220" | | | |
| 695F252094 - .094" | 695F252236 - .236" | | | |
| 695F252110 - .110" | 695F252252 - .252" | | | |
| 695F252126 - .126" | 695F252267 - .267" | | | |
| 695F252141 - .141" | 695F252283 - .283" | | | |
| 695F252157 - .157" | 695F252299 - .299" | | | |
| BOTTOM PINS | | | | |
| 695F244139 - .139" | 695F244218 - .218" | \$68.00 | 1 | |
| 695F244155 - .155" | 695F244234 - .234" | | | |
| 695F244171 - .171" | 695F244250 - .250" | | | |
| 695F244187 - .187" | 695F244265 - .265" | | | |
| 695F244202 - .202" | 695F244281 - .281" | | | |
| PINS (SPECIFY SIZE WHERE APPROPRIATE) | | | | |
| 553F482 x length | Vial of 100 bottom pins (L Pins) | \$35.00 | 1 | |
| 553F502 x length | Vial of 100 spool top pins (J Pins) | | | |
| 553F492 x length | Vial of 100 top pins (= master & Bu) (M Pins) | | | |
| 546F978 | Vial of 1500 construction balls | \$30.00 | 1 | |
| 197F527 | Pin, blocking of 1001, 1011 (hotel) | \$3.00 | 50+ | |
| SECURITY BOTTOM PINS | | | | |
| 407T414242 | 2L | \$7.10 | 20+ | |
| 407T424242 | 2R | | | |
| 407T414270 | 3L | | | |
| 407T424270 | 3R | | | |
| 407T414298 | 4L | | | |
| 407T424298 | 4R | | | |
| 407T414326 | 5L | | | |
| 407T424326 | 5R | | | |
| 407T414354 | 6L | | | |
| 407T424354 | 6R | | | |

| PART NO. | DESCRIPTION | LIST PRICE | SOLD IN MULT. OF | | |
|---|--|------------|------------------|---------|---|
| SECURITY MASTER PINS | | | | | |
| 407T314097 | 2L | \$7.10 | 20+ | | |
| 407T324097 | 2R | | | | |
| 407T334097 | 2S | | | | |
| 407T314125 | 3L | | | | |
| 407T324125 | 3R | | | | |
| 407T334125 | 3S | | | | |
| 407T314153 | 4L | | | | |
| 407T324153 | 4R | | | | |
| 407T334153 | 4S | | | | |
| SECURITY TOP PINS | | | | | |
| 407T434193 | Size 1 Long | \$7.10 | 20+ | | |
| 407T434158 | Size 2 Short | | | | |
| BUMP-RESISTANT TOP SPOOL PINS (VIAL OF 100 PINS) | | | | | |
| 628F107171 | Conventional | \$67.00 | 1 | | |
| 628F107142 | Pyramid A | \$145.00 | 1 | | |
| 628F107236 | Pyramid C | \$158.00 | 1 | | |
| SPRINGS AND SPRING COVERS | | | | | |
| 792F997 | Spring, interchangeable core | \$0.30 | 100+ | | |
| 603F207 | Spring, security and convent | | | | |
| 026F757 | Spring, hotel mortise blocking pin | | | | |
| 585F327 | Spring, cylinder cap pin for 2000034 type | \$0.40 | 100+ | | |
| 314F987 | Spring for 2001034 indicator | \$0.30 | 100+ | | |
| 217F422 | Spring Cover, 5-pin brass | \$0.50 | 100+ | | |
| 217F442 | Spring Cover, 6-pin brass | \$0.50 | 100+ | | |
| 314F887 | Spring Cover, 6-pin stainless for most 2000 Series | \$1.00 | 50+ | | |
| 217F432 | Spring Cover, 7-pin brass | \$0.40 | 100+ | | |
| 585F397 | Spring Cover for 20000347 | \$3.00 | 10+ | | |
| 171F468 | Spring for 1100 Series Cyl. Head | \$0.30 | 100+ | | |
| 697F507 | Spring for all Pyramid Cyls | \$0.30 | 100+ | | |
| ACCESS 3 PINS (VIAL OF 100 PINS) | | | | | |
| Bottom Pins (BP) | | | | | |
| 763F002213 | Bottom AP-0 | \$24.00 | 1 | | |
| 763F002243 | Bottom AP-1 | | | | |
| 763F002273 | Bottom AP-2 | | | | |
| 763F002303 | Bottom AP-3 | | | | |
| 763F002333 | Bottom AP-4 | | | | |
| 763F002363 | Bottom AP-5 | | | | |
| 763F002393 | Bottom AP-6 | | | | |
| Master Pins (MP) | | | | | |
| 763F012030 | Master AP&AS-1 | \$12.00 | 1 | | |
| 763F012060 | Master AP&AS-2 | | | | |
| 763F012090 | Master AP&AS-3 | | | | |
| 763F012120 | Master AP&AS-4 | | | | |
| 763F012150 | Master AP&AS-5 | | | | |
| Top Pin - Bump Resistant | | | | | |
| 763F027120 | Top-Spool AP-4 | \$22.00 | 1 | | |
| 763F027150 | Top-Spool AP-5 | | | | |
| 763F027180 | Top-Spool AP-6 | | | | |
| 763F027210 | Top-Spool AP-7 | | | | |
| 763F027240 | Top-Spool AP-8 | | | | |
| 763F027270 | Top-Spool AP-9 | | | | |
| 763F027300 | Top-Spool AP-10 | | | | |
| Top Pin | | | | | |
| 763F012180 | Top AP-6 | | | \$24.00 | 1 |
| 763F012210 | Top AP/BU-7 | | | | |
| 763F012240 | Top AP/BU-8 | | | | |
| 763F012270 | Top AP/BU-9 | | | | |
| Build Up Pins (BU) | | | | | |
| 763F012300 | BU-10 | \$24.00 | 1 | | |
| 763F012330 | BU-11 | | | | |
| 763F012360 | BU-12 | | | | |
| CMK Wafer | | | | | |
| 763F072 | CMK Wafer | \$62.00 | 1 | | |

†Sold only in multiples of the number indicated. Price is each.

CYLINDER PARTS (CONT'D)

| PART NO. | DESCRIPTION | LIST PRICE | SOLD IN MULT. OF | PART NO. | DESCRIPTION | LIST PRICE | SOLD IN MULT. OF |
|---|--|------------|------------------|---|---|--|------------------|
| CAMS – CONVENTIONAL AND SECURITY | | | | RETAINERS | | | |
| 756F507 | A01 Cloverleaf | \$8.80 | 10† | 173F798 | .020" Plug Retainer-3300/5600,1400/4300 | \$4.30 | 50† |
| 756F517 | A02 Straight | | 10† | 368F918 | .030" Plug Retainer-3000 and 3010 rim cylinders | \$4.30 | 20† |
| 756F527 | A03 | | 10† | 488F928 | .032" Plug Retainer-2000052, 044 and 051 | \$4.30 | 20† |
| 756F537 | A04 | | 10† | 333F998 | Plug Retainer, LFIC, CK4400, 2200008, 2020 KIK | \$4.30 | 100† |
| 756F542 | A05 AR4070 | | 5† | 655F415 | Retainer, LFIC rim tailpiece | \$7.10 | 10† |
| 756F557 | A06 | | 10† | 365F958 | Retainer, Fox Police rim cylinder | \$8.80 | 10† |
| 756F567 | A07 | | \$10.20 | 250F088 | Retainer for flex head cylinder | \$4.30 | 100† |
| 756F582 | A62 | \$26.00 | 680F645 | Cap for 2000033, 034 | \$7.10 | 10† | |
| 756F622 | A92 | \$7.10 | 585F312 | Cap Pin for 2000034 | \$4.30 | 100† | |
| 281F272 | A93 | \$11.00 | 219F888 | Plug Retainer for 2060052 | \$4.30 | 100† | |
| 406F438 | Cam for O5 Exit trim | \$18.00 | 1 | LFIC THROW MEMBERS | | | |
| CAMS - LFIC VERSION | | | | 715F892 | CK4200, UT5200 | \$7.10 | 1 |
| 756F507 | A01 Cloverleaf | \$8.80 | 10† | 320F442 | CK4200, UT5200 Best® knob | \$10.20 | 1 |
| 756F517 | A02 Straight | \$8.80 | | 631F248 | CL3400, CL3600 Series packet (before 6/2000) straight | \$10.20 | 10† |
| 756F527 | A03 | | | 379F805 | Used with 1030134, 1037134 | \$62.00 | 1 |
| 756F537 | A04 | \$8.80 | | 5† | 628F825 | Used with 1030114, 1037114, 1030138, 1037138, 3030, 3037 | \$21.00 |
| 756F542 | A05 AR4070 | \$8.80 | 5† | 628F835 | Used with 1030112, 1037112 | \$25.00 | 1 |
| 756F557 | A06 | \$8.80 | 10 | 362F153 | Padlock | \$14.00 | 10† |
| 756F567 | A07 | \$10.20 | 10 | OTHER LFIC PARTS | | | |
| 756F582 | A62 Straight | \$26.00 | 10 | 353F868 | Inner cam for 1071 (hotel) | \$14.00 | 5† |
| 756F622 | A92 | \$7.10 | 10 | 446F572 | Control Sleeve for 8000 core | \$23.00 | 5† |
| 362F432 | A93 | \$14.00 | 10† | 446F582 | Control Sleeve for 8010 core | \$27.00 | 5† |
| MASTER RING | | | | 438F428 | Mortise Cylinder Cam Screw | \$4.30 | 100† |
| 562F402 | A61 New Cloverleaf (locks after 5/93) | \$7.10 | 10† | 334F128 | Mortise Cylinder Cam Plate | \$4.30 | 20† |
| 756F582 | A62 Straight | \$26.00 | 10† | 622F698 | Security disk for CL3400, CL3600 | | |
| 121F012 | A63 | \$7.10 | 5† | 607F919 | Spacer for 6-pin Best type core | | |
| 135F192 | A64 | \$11.00 | 5† | OTHER MASTER RING CYLINDER PARTS | | | |
| 025F722 | A65 Old Cloverleaf (was 11A) | \$8.80 | 5† | 522F932 | Adapter Bushing for MR | \$111.00 | 1 |
| TAILPIECES | | | | 135F108 | Backplate, MR rim | \$7.10 | 10† |
| 444F748 | A21 | \$4.30 | 20† | 158F062 | Cam Spacer for A61, A62, A65 | \$4.30 | 20† |
| 461F108 | A22 | \$4.30 | 10† | 700F575 | Thumbturn Hub for A61 MR cam | \$50.00 | 1 |
| 520F358 | A23 | \$7.10 | 10† | 562F422 | Kit, A61 cam / hub conversion | | |
| 444F758 | A24 | \$4.30 | 10† | 488F108 | Mortise Cylinder Set Screw Pkt | \$4.30 | 20† |
| 365F968 | A38 (Fox square) | \$5.80 | 5† | 354F198 | Thumbturn disk, A64 cam | \$132.00 | 1 |
| 329F998 | A39 (Fox round) | \$10.20 | 5† | 197F357 | Wave Washer for collar | \$7.10 | 10† |
| 484F958 | A41 | \$4.30 | 10† | OTHER MORTISE/RIM CYLINDER PARTS | | | |
| 484F928 | A42 | | | 253F758 | Backplate, rim cylinder | \$4.30 | 20† |
| 484F918 | A43 | \$4.30 | 20† | 438F418 | Cam Screw | | 100† |
| 484F968 | A44 | \$7.10 | 10† | 488F088 | Mortise Cylinder Set Screw Pkt | | 20† |
| 484F938 | A45 | \$5.80 | 10† | 021F688 | Screw, rim cyl. mounting, 2-9/32" | | 20† |
| 484F948 | A46 | \$7.10 | 10† | 021F718 | Screw, rim cyl. mounting, 3-1/8" | \$7.10 | 10† |
| 146F788 | A47 | \$23.00 | 1 | 197F347 | Wave Washer for collar | \$5.80 | 20† |
| 585F337 | For 20010346 | \$4.30 | 20† | 129F848 | Cylinder Nut | \$11.00 | 1 |
| 585F358 | For 20010347 | \$5.80 | 10† | 310F488 | Thumbturn Disk, A02 cam | \$57.00 | 1 |
| 622F298 | For 20000346 | \$5.80 | 10† | OTHER KNOB/LEVER CYLINDER PARTS | | | |
| 596F898 | For 2000038 | | | 596F879 | Obsolete by new design | | |
| 622F308 | For 20000336, 20000347 | \$4.30 | 20† | 585F387 | 2001034 Indicator fork | \$4.30 | 20† |
| 489F028 | For 2000051 | \$4.30 | 20† | 585F377 | 2001034 Stabilizer Pin | | 20† |
| 682F298 | For 20000337 | | | 314F997 | 20010346 Indicator Pin | \$7.10 | 20† |
| 186F748 | For 2001051 | \$4.30 | 20† | 585F407 | 20010347 Indicator Pin | \$11.00 | 1 |
| 622F328 | For 2400033 | \$10.20 | 1 | 585F367 | Tailpiece Anchor, 2001034 | \$4.30 | 20† |
| 682F398 | For 2400034 | \$27.00 | 1 | 041F478 | Key, hotel shut-out | | 50† |
| 685F098 | For 2400037 | \$10.20 | 1 | PYRAMID CYLINDER PARTS | | | |
| 616F208 | For 2400039 | \$11.00 | 1 | 696F42 | Blocking plate | \$7.10 | 20† |
| 616F218 | For 2400039L | | | 697F50 | Tumbler spring | \$4.30 | 100† |
| 490F558 | For 3000138 | \$5.80 | 10† | 217F43 | Spring cover | | 100† |
| 253F768 | For 3000200 | \$4.30 | 20† | 217F44 | LFIC Spring cover | 100† | |
| 413F488 | For 3000200V | \$5.80 | 10† | 696F51 | Control sleeve | \$42.00 | 10† |
| 253F778 | For 3000312 | \$4.30 | 20† | 628F932 | Control sleeve - Used with 8020, 8027 | \$44.00 | 10 |
| 413F498 | For 3000312V | \$5.80 | 10† | | | | |
| 582F298 | For 3080114 for exit alarm options M61 & M62 | \$7.10 | 10† | | | | |
| 253F858 | For 3080178 | \$7.10 | 10† | | | | |
| 284F138 | For 3080318 | \$5.80 | 10† | | | | |
| 599F389 | Kit for Sargent® in CL3600 | \$15.00 | 1 | | | | |
| 601F229 | Kit for Sargent® in CL3400 | \$16.00 | 1 | | | | |
| 622F328 | For Schlage® cyl. in CL3400/CL3600 | \$10.20 | 5† | | | | |
| 715F108 | P21 | \$8.80 | 10† | | | | |
| 715F118 | P22 | | | | | | |
| 715F128 | P23 | | | | | | |

†Sold only in multiples of the number indicated. Price is each.

ASSA ABLOY
STANDARD DIAMETER CYLINDER COLLARS

| PART NO. | DESCRIPTION | LIST PRICE | SOLD IN MULT. OF | PART NO. | DESCRIPTION | LIST PRICE | SOLD IN MULT. OF |
|--|--|------------|------------------|---|---|------------|------------------|
| STAMPED COLLARS | | | | SOLID, RECESSED FOR CYLINDER HEAD (Cont'd) | | | |
| 253F97 | Spring collar 605, 606, 612, 613, 618, 619, 622, 625, 626 | \$11.00 | 10† | 654F08 | .556" for ED4000/ED5000 605, 606, 611, 612, 613, 622, 625, 626, 629, 630 | \$36.00 | 1 |
| 428F66 | 2-Piece (was 574 1/2, H) 605, 606, 612, 613, 618, 619, 622, 625, 626 | \$18.00 | 5† 1 | 609F37 | .650" 605, 606, 611, 612, 613, 618, 619, 625, 626 | \$52.00 | 1 |
| 549F52 | .219" Straight (was 154 1/2, H1) 605, 606, 612, 613, 618, 619, 622, 625, 626 | \$11.00 | 10† | 609F38 | .850" 605, 606, 611, 612, 613, 618, 619, 625, 626 | \$52.00 | 1 |
| 605F43 | .350 Tapered spring collar 605, 606, 612, 613, 618, 619, 622, 625, 626 | \$11.00 | | 134F05 | With lip, .510" ED7400, ED7800 605, 606, 611, 612, 613, 618, 619, 622, 625, 626 | \$52.00 | 1 |
| SPACER FOR FLEXIBLE HEAD CYLINDER | | | | OTHER CYLINDER COLLARS | | | |
| 370F29 | .125" (1/8") | \$58.00 | 1 | 416F39 | Security .172" (was 95) 605, 606, 611, 612, 613, 618, 619, 625, 626 | \$36.00 | 1 |
| 370F31 | .250" (1/4") | \$58.00 | 1 | 303F25 | Solid .312" (was 571/J) 605, 606, 611, 612, 613, 618, 619, 625, 626 | \$50.00 | 1 |
| 252F82 | .312" (5/16") | \$58.00 | 1 | RIM CYLINDER COLLARS | | | |
| SOLID, RECESSED FOR CYLINDER HEAD | | | | Flush Mount (was 151/ R1290) | | | |
| 447F41 | .031" (was 575 1/4, 910) 605, 606, 612, 613, 618, 619, 622, 625, 626 | \$27.00 | 1 | 255F53 | 605, 606, 611, 612, 613, 618, 619, 622, 625, 626 | \$27.00 | 10† 10† 1 |
| 270F15 | .156" 605, 606, 612, 613, 618, 619, 622, 625, 626 | \$36.00 | 1 | 422F88 | Surface Mount 605, 606, 611, 612, 613, 618, 619, 622, 626, 625 | \$27.00 | 5† 1 |
| 447F42 | .172" (was 575 3/8, 9106) 605, 606, 612, 613, 618, 619, 622, 625, 626 | \$27.00 | 1 | | | | |
| 610F01 | .221" (was 5574 3/4, C) 605, 606, 612, 613, 618, 619, 622, 625, 626 | \$45.00 | 1 | | | | |
| 610F02 | .289" (was 5574 1/4, L) 605, 606, 611, 612, 613, 618, 619, 625, 626 | \$45.00 | 1 | | | | |
| 654F07 | .356" for ED4000/ED5000 605, 606, 611, 612, 613, 622, 625, 626, 629, 630 | \$36.00 | 1 | | | | |
| 447F43 | .375" (was 575 9/16, 9109) 605, 606, 611, 612, 613, 618, 619, 625, 626 | \$27.00 | 1 | | | | |
| 609F36 | .500" 605, 606, 611, 612, 613, 618, 619, 625, 626 | \$52.00 | 1 | | | | |

†Sold only in multiples of the number indicated. Price is each.

MASTER RING CYLINDER COLLARS

| PART NO. | DESCRIPTION | LIST PRICE | SOLD IN MULT. OF |
|--|---|------------|------------------|
| SOLID, RECESSED FOR CYLINDER HEAD | | | |
| 447F44 | .031" (was 576 1/4, MR910) | \$36.00 | 1 |
| | 605, 606, 611, 612, 613, 618, 619, 625, 626 | | |
| 447F45 | .172" (was 576 3/8, MR9106) | \$43.00 | 1 |
| | 605, 606, 611, 612, 613, 618, 619, 625, 626 | | |
| 447F46 | .375" (was 576 9/16, MR9109) | \$44.00 | 1 |
| | 605, 606, 611, 612, 613, 618, 619, 625, 626 | | |
| SPACERS FOR FLEXIBLE HEAD CYLINDERS | | | |
| 366F70 | .090" tapered | \$18.00 | 5 |
| 370F33 | .094" | | |
| 370F35 | .281" | \$18.00 | 1 |
| RIM CYLINDER COLLARS | | | |
| 255F54 | (was 151 3/4, T) | \$27.00 | 1 |
| | 605, 606, 612, 613, 619, 625, 626 | | |

| PART NO. | DESCRIPTION | LIST PRICE |
|-----------------------------------|--|------------|
| CYLINDER SERVICE TOOLS | | |
| See main price book | | |
| LOCKSET INSTALLATION TOOLS | | |
| 574F158 | CK4400 Series Knob Removal Tool | \$4.30 |
| 506F57 | CK4400 Series Knob Cover Removal Tool | \$11.00 |
| 391F658 | Knob Release Tool, CK4200, ML2200 †Order 100- | \$4.30 |

| PART NO. | DESCRIPTION | LIST PRICE |
|---|--------------------------------|------------|
| ARMORED FRONT | | |
| Finish: 605, 606, 611, 612, 613, 619, 625, 626, 629**, 630**, BSP, VWSP | | |
| Deadbolt | | |
| 079F00 | Armored front, 1-1/4" standard | \$53.00 |
| 079F02 | Armored front, 1-1/16" | |
| Deadbolt, latchbolt, aux. latch, toggle | | |
| 402F29 | Armored front, 1-1/4" standard | \$53.00 |
| 402F33 | Armored front, 1-1/16" | |
| Deadbolt, latchbolt, auxiliary latch | | |
| 402F30 | Armored front, 1-1/4" standard | \$53.00 |
| 402F34 | Armored front, 1-1/16" | |
| Deadbolt, latchbolt, toggle | | |
| 402F31 | Armored front, 1-1/4" standard | \$53.00 |
| 402F35 | Armored front, 1-1/16" | |
| Latchbolt, auxiliary latch, toggle | | |
| 681F31 | Armored front, 1-1/4" standard | \$53.00 |
| 681F30 | Armored front, 1-1/16" | |
| 681F41 | LHB, 1-1/4" | |
| 681F40 | LHB, 1-1/16" | |
| Blank Front | | |
| 720F43 | Armored front, 1-1/4" | \$53.00 |
| 720F46 | Armored front, 1-1/16" | |
| Filler Plate | | |
| 334F998 | USP Filler, 8" x 1-1/4" | |
| Deadbolt, latchbolt | | |
| 423F54 | Armored front, 1-1/4" standard | \$53.00 |
| 423F57 | Armored front, 1-1/16" | |
| Latchbolt only | | |
| 423F55 | Armored front, 1-1/4" standard | \$53.00 |
| 423F58 | Armored front, 1-1/16" | |
| Latchbolt, auxiliary latch | | |
| 624F49 | Armored front, 1-1/4" standard | \$53.00 |
| 624F53 | Armored front, 1-1/16" | |

†Sold only in multiples of the number indicated. Price is each.
 **618, 619 finish provided to match 629, 630.

| PART NO. | DESCRIPTION | LIST PRICE |
|-------------------------------------|--|------------|
| AUXILIARY LATCH | | |
| 403F677 | Auxiliary latch | \$25.00 |
| AUXILIARY LATCH LEVER | | |
| 678F548 | Auxiliary latch lever | \$8.80 |
| Auxiliary Latch Lever Spring | | |
| 678F677 | Auxiliary latch lever spring. †Order 100- | \$4.30 |
| CAP | | |
| 700F278 | Cap | \$36.00 |
| CYLINDER LATCH LEVER SA | | |
| 701F748 | Cylinder latch lever | \$4.30 |
| 753F098 | Cylinder latch lever (functions 72, 73, 75) | |
| CYLINDER LATCH LEVER STOP | | |
| 705F949 | Cylinder latch lever stop | \$4.30 |
| CYLINDER SET SCREW BRACKET | | |
| 402F738 | Cylinder set screw bracket | \$8.80 |
| DEADBOLT | | |
| 702F987 | Deadbolt | \$62.00 |
| 753F697 | Deadbolt ML2072 | |
| DEADBOLT SPRING | | |
| 701F228 | Deadbolt spring †Order 50- | \$4.30 |
| DEADLOCKING LEVER | | |
| 602F198 | Toggle Functions | \$7.10 |
| 624F488 | Non-Toggle Functions | |
| DEADLOCKING LEVER SPRING | | |
| 700F907 | Deadlocking lever spring | \$4.30 |
| FIXED STOP | | |
| 684F559 | Fixed stop | \$7.10 |
| HUB ALIGNMENT BRACKET | | |
| 404F868 | Hub alignment bracket | \$10.20 |
| HUB ALIGNMENT BRACKET SCREW | | |
| 269F088 | FHUM-PH #8-32 X 3/8" Screw †Order 20- | \$4.30 |
| HUB LEVER | | |
| 820F008 | Non Panic Egress | \$8.80 |
| 820F148 | Panic Egress | |

| PART NO. | DESCRIPTION | LIST PRICE |
|-----------------------------------|---|------------|
| HUB LEVER SPRING | | |
| 820F048 | Hub lever spring †Order 10- | \$4.30 |
| HUB SPACER | | |
| 684F119 | Hub spacer | \$4.30 |
| KNOB HUB | | |
| 820F088 | Cap Side | \$31.00 |
| 820F168 | Case Side | |
| LATCHBOLT | | |
| 864F107 | Latchbolt Assembly (All functions except ML2080 & ML2090) | \$70.00 |
| 864F117 | Latchbolt Assembly (ML2080 & ML2090 function only) | \$70.00 |
| LATCH LEVER SPRING | | |
| 700F957 | Latch lever spring | \$4.30 |
| LEVER HUB | | |
| 820F068 | Cap side | \$21.00 |
| 820F078 | Case side | |
| LEVER RETURN SPRING | | |
| 404F858 | Lever return spring †Order 20- | \$4.30 |
| LOCKING LEVER | | |
| 852F307 | ML2017 Locking Lever | \$35.00 |
| 852F318 | ML2017 Spring | |
| RETAINING RING | | |
| 436F177 | Retaining ring †Order 100- | \$4.30 |
| SCREW PACKETS | | |
| Finish: 606, 612, 613, 619 | | |
| 429F41 | Mounting screw pack, standard | \$7.10 |
| 488F09 | Mounting screw pack, MR option | \$11.00 |
| 465F57 | Mounting screw pack, M04 (VR) | \$36.00 |
| 616F12 | Mounting screw pack, MR x M04 | |
| SPACER | | |
| 466F229 | Spacer | \$4.30 |
| 624F439 | Spacer | |
| 624F449 | Spacer | |
| SPACER SPRING | | |
| 684F129 | Spacer spring | \$3.00 |
| SPRINGS | | |
| 403F568 | Spring | \$14.00 |
| 688F017 | Spring, kickoff | \$4.30 |
| 624F427 | Spring | \$5.80 |

†Sold only in multiples of the number indicated. Price is each.

**618, 619 finish provided to match 629, 630

| PART NO. | DESCRIPTION | LIST PRICE |
|---|--------------------------------------|------------|
| STOP | | |
| 684F055 | Stop | \$7.10 |
| STOP LEVERS | | |
| 700F708 | Stop lever | \$4.30 |
| 624F478 | Stop lever | \$8.80 |
| 681F448 | Stop lever | \$4.30 |
| 682F018 | Stop lever | \$8.80 |
| 700F748 | Stop lever | \$4.30 |
| 753F078 | Stop lever | |
| STOP SCREW | | |
| 684F067 | Stop screw | \$4.30 |
| STOP SPRING | | |
| 685F387 | Stop spring | \$4.30 |
| 703F997 | Stop spring | \$4.30 |
| 790F047 | Aux Stop Spring | |
| THUMBTURN LEVER HUB | | |
| 624F455 | Thumbturn lever hub | \$14.00 |
| TURNPIECE HUB – STANDARD | | |
| 813F505 | Turnpiece Hub, Standard | \$5.80 |
| TURNPIECE HUB – LARGE | | |
| 701F705 | Turnpiece Hub, Large | \$11.00 |
| 853F865 | Turnpiece hub, large (ML2087 RH/RHR) | |
| 853F875 | Turnpiece hub, large (ML2087 LH/LHR) | |
| STRIKES | | |
| 605, 606, 611, 612, 613, 619, 625, 626, 629**, 630** | | |
| Latchbolt & Deadbolt - Straight Lip | | |
| 236L72M014FIN | 7/8" Lip Length | \$52.00 |
| 236L72M018FIN | 1-1/8" Lip Length | |
| 236L72M020FIN | 1-1/4" Lip Length | |
| 236L72M022FIN | 1-3/8" Lip Length | |
| 236L72M024FIN | 1-1/2" Lip Length | |
| 236L72M028FIN | 1-3/4" Lip Length | |
| 236L72M032FIN | 2" Lip Length | |
| 236L72M036FIN | 2-1/4" Lip Length | |
| 236L720M40FIN | 2-1/2" Lip Length | |
| 236L720M44FIN | 2-3/4" Lip Length | |
| 236L720M48FIN | 3" Lip Length | |

| PART NO. | DESCRIPTION | LIST PRICE | PART NO. | DESCRIPTION | LIST PRICE | |
|--|-------------------|------------|--|-----------------------|---------------------------|----------|
| STRIKES (Cont'd) | | | STRIKE - OPEN BACK | | | |
| 605, 606, 611, 612, 619, 613, 625, 626, 629**, 630** | | | 605, 606, 611, 612, 613, 619, 625, 626, 629**, 630** | | | |
| Latchbolt & Deadbolt - Curved Lip (RH) | | | STRIKE - RABBETED FRONT | | | |
| 340L60M018FIN | 1-1/8" Lip Length | \$52.00 | 411L63M016FIN | 1-3/4" (016) Door RHR | \$164.00 | |
| 340L60M020FIN | 1-1/4" Lip Length | | 411L63M018FIN | 2" (018) Door LHR | | |
| 340L60M022FIN | 1-3/8" Lip Length | | 411L63M020FIN | 2-1/4" (020) Door RHR | | |
| 340L60M024FIN | 1-1/2" Lip Length | | 411L62M016FIN | 1-3/4" (016) Door LHR | \$248.00 | |
| 340L60M028FIN | 1-3/4" Lip Length | | 411L62M018FIN | 2" (018) Door RHR | | |
| 340L60M032FIN | 2" Lip Length | | 411L62M020FIN | 2-1/4" (020) Door LHR | | |
| 340L60M036FIN | 2-1/4" Lip Length | | | | | |
| 340L60M040FIN | 2-1/2" Lip Length | | | | | |
| 340L60M044FIN | 2-3/4" Lip Length | | | | | |
| 340L60M048FIN | 3" Lip Length | | | | | |
| Latchbolt & Deadbolt - Curved Lip (LH) | | | 605, 606, 611, 612, 613, 619, 625, 626, 629, 630 | | | |
| 340L61M018FIN | 1-1/8" Lip Length | | \$52.00 | 318F66 | All Functions and Handing | \$284.00 |
| 340L617020FIN | 1-1/4" Lip Length | | | | | |
| 340L61M022FIN | 1-3/8" Lip Length | | | | | |
| 340L61M024FIN | 1-1/2" Lip Length | | | | | |
| 340L61M028FIN | 1-3/4" Lip Length | | | | | |
| 340L61M032FIN | 2" Lip Length | | | | | |
| 340L61M036FIN | 2-1/4" Lip Length | | | | | |
| 340L61M040FIN | 2-1/2" Lip Length | | | | | |
| 340L61M044FIN | 2-3/4" Lip Length | | | | | |
| 340L61M048FIN | 3" Lip Length | | | | | |

†Sold only in multiples of the number indicated. Price is each.

**618, 619 finish provided to match 629, 630, except on 1-1/4" length curved lip strike

| PART NO. | DESCRIPTION | LIST PRICE |
|--|--------------------|------------|
| TRIM ALIGNMENT (ADAPTER) PACKETS | | |
| Finish: 605, 606, 611, 612, 613, 619, 625, 626, 629**, 630** | | |
| "P" Escutcheon | | |
| Knob or Lever Trim | | |
| 466F73 | 1-3/8" door | \$85.00 |
| 466F74 | 1-3/4" door | |
| 466F75 | 2-1/4" door | \$96.00 |
| Half Working Trim | | |
| 439F25 | 1-3/8" door | \$53.00 |
| 439F26 | 1-3/4" door | |
| 439F27 | 2-1/4" door | |
| Lever/Knob (GZ/YZ) Half Dummy Trim | | |
| 488F31 | "P" Escutcheon | \$108.00 |
| Lever/Knob (GZ/YZ) Full Dummy Trim | | |
| 854F19 | "P" Escutcheon | \$108.00 |
| Knob Half Dummy Trim | | |
| 437F28 | "P" Escutcheon* | \$108.00 |
| Wrought Knob Half Dummy Trim | | |
| 511F52 | "P" Escutcheon* | \$96.00 |
| "M" and "N" Escutcheons | | |
| Regularly Furnished with Working Trim | | |
| 466F50 | 1-3/8" door | \$81.00 |
| 466F51 | 1-3/4" door | |
| 466F52 | 2-1/4" door | |
| Half Working Trim | | |
| 428F32 | 1-3/8" door | \$52.00 |
| 428F33 | 1-3/4" door | |
| 428F34 | 2-1/4" door | |
| Half Dummy Trim | | |
| 437F26 | Knob* | \$93.00 |
| 438F37 | Cast Knob* | \$102.00 |
| 854F27 | Lever/Knob (GZ/YZ) | \$93.00 |
| Full Dummy Trim | | |
| 854F15 | Lever/Knob (GZ/YZ) | \$93.00 |

†Sold only in multiples of the number indicated. Price is each.

**618, 619 finish provided to match 629, 630.

*Discontinued product, only available as inventory allows.

| PART NO. | DESCRIPTION | LIST PRICE |
|---|--|--------------------|
| TRIM ALIGNMENT (ADAPTER) PACKETS (Cont'd) | | |
| Knob or Lever Trim Outside & Blank Escutcheon Inside | | |
| 466F45 | 1-3/8" door | \$62.00 |
| 466F46 | 1-3/4" door | |
| 466F47 | 2-1/4" door | |
| Sectional Trim | | |
| Regularly Furnished with Working Trim | | No Finish |
| 466F40 | 1-3/8" door | \$42.00 |
| 466F41 | 1-3/4" door | |
| 466F42 | 2-1/4" door | |
| Half Working Trim | | |
| 437F40 | 1-3/8" door | \$42.00 |
| 437F41 | 1-3/4" door | |
| 437F42 | 2-1/4" door | |
| Half Dummy Trim | | |
| 438F38 | Cast Knob* | \$106.00 |
| 854F23 | Lever/Knob (GZ/YZ) | \$66.00 |
| 511F51 | Wrought Knob* | \$81.00 |
| Full Dummy Trim | | |
| 854F11 | Lever/Knob (GZ/YZ) | \$22.00 |
| Inside Adapter Only - Lockbody | | |
| 427F06 | Knob Half Working Trim* | \$42.00 |
| 488F27 | Lever/Knob (GZ/YZ) Half Working Trim | \$75.00 |
| Adjustable Locknut Assembly* | | No Finish |
| 482F37 | Adjustable Locknut Assembly | \$15.00 |
| Adjusting Bolt for Half Lever Trim | | No Finish |
| 483F34 | 1-3/8" door | \$15.00 |
| 483F35 | 1-3/4" door | |
| 483F36 | 2-1/4" door | |
| Cylinder Set Screw Packet | | No Finish |
| 488F088 | Standard †Order 20 | \$4.30 |
| 488F108 | Master Ring | \$4.30 |
| Dowel Screw | | No Finish |
| 483F30 | for Inside Lever/Knob (GZ/YZ) | \$5.80 |
| Emergency Key | | Finish: 619 |
| 605F42 | for ML2020, ML2030, ML2060 | \$8.80 |
| E-Ring | | No Finish |
| 427F078 | for working half trim adapter. †Order 100- | \$4.30 |

| PART NO. | DESCRIPTION | 605, 606, 611, 612, 613, 613E, 618, 619, 625, 626, 629, 630, 722 |
|---------------------------------------|--------------------|--|
| "R" ESCUTCHEON - CAST | | |
| Blank | | |
| 426F52 | Outside | |
| 545F79 | Inside | |
| For Cylinder only | | |
| 427F45 | Outside | |
| 545F88 | Inside | |
| For Grip only | | |
| 427F43 | Outside | |
| 545F87 | Inside | |
| For Cylinder & Grip | | |
| 427F39 | Outside | |
| 545F80 | Inside | \$334.00 |
| For Thumbturn Lever only | | |
| 545F84 | Inside-1-3/8" door | |
| 545F86 | Inside-2-1/4" door | |
| 545F85 | Inside-1-3/4" door | |
| For Thumbturn Lever & Grip | | |
| 545F81 | Inside-1-3/8" door | |
| 545F83 | Inside-2-1/4" door | |
| 545F82 | Inside-1-3/4" door | |
| For Grip & Emergency Key | | |
| 427F47 | Outside | |
| PART NO. | DESCRIPTION | 605, 606, 611, 612, 613, 613E, 618, 619, 625, 626, 629, 630, 722 |
| "N" ESCUTCHEON - WROUGHT | | |
| Blank | | |
| 544F93 | Inside or Outside | |
| For Cylinder only | | |
| 544F80 | Inside or Outside | |
| For Grip only | | |
| 544F76 | Inside or Outside | |
| For Cylinder & Grip | | |
| 544F77 | Inside or Outside | |
| For Thumbturn Lever only | | |
| 544F89 | Inside-1-3/4" door | \$185.00 |
| 544F92 | Inside-1-3/8" door | |
| 544F91 | Inside-2-1/4" door | |
| For Thumbturn Lever & Grip | | |
| 544F85 | Inside-1-3/4" door | |
| 544F87 | Inside-2-1/4" door | |
| 544F88 | Inside-1-3/8" door | |
| For Grip & Emergency Key | | |
| 544F79 | Outside | |

| PART NO. | DESCRIPTION | 605, 606, 611, 612, 613, 613E, 618, 619, 625, 626, 629, 630, 722 |
|---------------------------------------|------------------------|--|
| "M" ESCUTCHEON - WROUGHT | | |
| Blank | | |
| 383F82 | Outside | |
| 545F45 | Inside | |
| For Cylinder only | | |
| 488F07 | Outside | |
| 751F16 | Outside - Master Ring | |
| 545F00 | Inside | |
| 751F17 | Inside - Master Ring | |
| For Grip only | | |
| 488F04 | Outside | |
| 544F95 | Inside | |
| For Cylinder & Grip | | |
| 488F05 | Outside - Conventional | |
| 557F29 | Outside - Master Ring | \$185.00 |
| 544F96 | Inside - Conventional | |
| 377F80 | Inside - Master Ring | |
| For Thumbturn Lever only | | |
| 545F42 | Inside-1-3/8" door | |
| 545F43 | Inside-1-3/4" door | |
| 545F44 | Inside-2-1/4" door | |
| For Thumbturn Lever & Grip | | |
| 544F97 | Inside-1-3/8" door | |
| 544F98 | Inside-1-3/4" door | |
| 544F99 | Inside-2-1/4" door | |
| For Grip & Emergency Key | | |
| 544F94 | Outside | |
| "P" ESCUTCHEON - WROUGHT | | |
| Blank | | |
| 544F46 | Inside | |
| 384F11 | Outside | |
| For Cylinder only | | |
| 488F03 | Outside | |
| 544F43 | Inside | \$185.00 |

| PART NO. | DESCRIPTION | 605, 606, 611, 612, 613, 613E, 618, 619, 626, 625, 629, 630, 722 |
|---|--|--|
| "P" ESCUTCHEON - WROUGHT | | |
| For Grip only | | |
| 488F00 | Outside | |
| 544F39 | Inside | |
| For Cylinder & Grip | | |
| 488F01 | Outside | |
| 544F40 | Inside | |
| For Thumbturn Lever only | | |
| 544F14 | Inside-1-3/8" door | \$185.00 |
| 544F44 | Inside-2-1/4" door | |
| 544F45 | Inside-1-3/4" door | |
| For Thumbturn Lever & Grp | | |
| 544F13 | Inside-1-3/8" door | |
| 544F41 | Inside-2-1/4" door | |
| 544F42 | Inside-1-3/4" door | |
| For Grp & Emergency Key | | |
| 544F38 | Outside | |
| PART NO. | DESCRIPTION | 613E, 630 |
| "V" ESCUTCHEON - CAST | | |
| Blank | | |
| 700F80 | Outside | |
| 700F40 | Inside | |
| For Cylinder only | | |
| 700F83 | Outside | |
| 700F43 | Inside | |
| For Grip only | | |
| 700F81 | Outside | |
| 700F41 | Inside | |
| For Cylinder & Grip | | |
| 700F82 | Outside | |
| 700F87 | Outside - 7P & C6 (Use when collar is required) | \$378.00 |
| 700F42 | Inside | |
| 700F47 | Inside - 7P & C6 (Use when collar is required) | |
| For Thumbturn Lever only | | |
| 700F45 | Inside | |
| For Thumbturn Lever & Grip | | |
| 700F44 | Inside | |
| For Grp & Emergency Key | | |
| 700F84 | Outside | |
| For Cylinder, Grip & Indicator | | |
| 700F86 | Outside | |
| 700F46 | Inside | |
| PART NO. | DESCRIPTION | LIST PRICE |
| Hex Wrench | | |
| No Finish | | |
| 264F698 | Hex Wrench | \$4.30 |
| Key Plate Packet | | |
| 438F90 | Key Plate Packet: 605, 606, 611, 612, 613, 619, 625, 626, 629**, 630** | \$37.00 |

**618, 619 finish provided to match 629, 630.

| PART NO. | DESCRIPTION | 605, 606, 611, 612, 613, 613E, 625, 626 | PART NO. | DESCRIPTION | 605, 606, 611, 612, 613, 613E, 625, 626 |
|--|-----------------|---|--|-----------------|---|
| "GZ" KNOB - CAST* | | | "YZ" KNOB - CAST* | | |
| Inside Knob | | | Inside Knob | | |
| 854F04 | | \$271.00 | 854F09 | | \$271.00 |
| Outside Knob & Spindle Assembly | | | Outside Knob & Spindle Assembly | | |
| 854F01 | for 1-3/4" door | \$271.00 | 854F06 | for 1-3/4" door | \$271.00 |
| 854F00 | for 1-3/8" door | | 854F05 | for 1-3/8" door | |
| 854F03 | for 2-1/4" door | | 854F08 | for 2-1/4" door | |

MISCELLANEOUS PARTS

| PART NO. | DESCRIPTION | LIST PRICE |
|---------------------------|--------------------|------------------|
| Knob Release Tool | | No Finish |
| 391F658 | Knob Release Tool | \$4.30 |
| Knob Shank Adapter | | No Finish |
| 483F118 | Knob Shank Adapter | \$11.00 |
| Spring Clip | | |
| 377F308 | Spring Clip | \$4.30 |

MORTISE INDICATOR PARTS

| PART NO. | DESCRIPTION | LIST PRICE |
|------------------|--|------------|
| 855F649 | Indicator Mechanism Retaining Pad (sectional) | \$5.00 |
| 856F049 | Indicator Window | |
| 855F619 | Indicator Spindle Cam - Thumbturn | \$17.00 |
| 855F707 | Indicator Spindle Cam - Cylinder / No Input-Blank (1-3/4" door thickness) | |
| 855F697 | Indicator Spindle Cam - Cylinder / No Input-Blank (1-3/8" door thickness) | |
| 855F717 | Indicator Spindle Cam - Cylinder / No Input-Blank (2-1/4" door thickness) | \$17.00 |
| 855F727 | Indicator Spindle Cam - Cylinder / No Input-Blank - (door thickness greater than 2-1/4", must specify) | |
| 855F747 x Finish | Indicator Spindle Cam - Coin Turn (1-3/4" door thickness) | \$20.00 |
| 855F737 x Finish | Indicator Spindle Cam - Coin Turn (1-3/8" door thickness) | |
| 855F757 x Finish | Indicator Spindle Cam - Coin Turn (2-1/4" door thickness) | |
| 855F767 x Finish | Indicator Spindle Cam - Coin Turn (door thickness greater than 2-1/4", must specify) | |
| 858F241 | Indicator Display Assembly - Unlocked/Locked, Green/Red | |
| 858F251 | Indicator Display Assembly - Vacant/Occupied, Green/Red | \$80.00 |
| 858F261 | Indicator Display Assembly - Unlocked Icon/Locked Icon, Green/Red | |
| 858F271 | Indicator Display Assembly - Unlocked/Locked, White/Red | |
| 858F281 | Indicator Display Assembly - Vacant/Occupied, White/Red | |
| 858F291 | Indicator Display Assembly - Unlocked Icon/Locked Icon, White/Red | |
| 865F241 | Indicator Display Assembly - Ouvert/Ferme, Green/Red | \$18.00 |
| 865F251 | Indicator Display Assembly - Libre/Occupee, Green/Red | |
| 855F638 | Escutcheon Indicator Backing Plate | \$18.00 |
| 855F658 | Sectional Indicator Surface Mount Backing Plate | \$16.00 |
| 858F517 x Finish | Escutcheon Indicator Screw Pack - Phillips, 1-3/4" Door | \$12.00 |
| 858F50M x Finish | Escutcheon Indicator Screw Pack - Phillips, 1-3/8" Door | |
| 858F52M x Finish | Escutcheon Indicator Screw Pack - Phillips, 2" Door | |
| 858F53M x Finish | Escutcheon Indicator Screw Pack - Phillips, 2-1/4" Door | |
| 858F55M x Finish | Escutcheon Indicator Screw Pack - Phillips, 2-1/2" Door | |
| 858F497 x Finish | Sectional Indicator Screw Pack - Phillips & Torx | |
| 858F549 | Sectional Indicator Template Kit | \$18.00 |
| 855F592 x Finish | Cylinder Plate Only - ML190 (Cylinder not included) | \$117.00 |
| 855F582 x Finish | CoinTurn Plate Only - ML193 (Assembly that includes cointurn) | \$114.00 |
| 859F052 x Finish | Thumbturn Plate Only - ML194 (Assembly that includes standard thumbturn) | \$117.00 |
| 859F062 x Finish | Sectional Thumbturn Plate Only (Assembly that includes ADA thumbturn) | \$141.00 |
| 859F072 x Finish | Sectional Thumbturn Plate Only (Assembly that includes T1 thumbturn) | \$117.00 |
| 859F082 x Finish | Sectional Thumbturn Plate Only (Assembly that includes T2 thumbturn) | |
| 859F092 x Finish | Sectional Thumbturn Plate Only (Assembly that includes T3 thumbturn) | |
| 855F602 x Finish | Sectional Blank/No Input Plate Only | |

| PART NO. | DESCRIPTION | 605, 606, 611, 612, 613, 613E, 618, 619, 625, 626, 629, 630, 722 |
|---|-----------------|--|
| "AS" LEVER - CAST | | |
| Inside Lever | | |
| 670F37 | | |
| Outside Lever & Spindle Assembly | | |
| 670F64 | for 1-3/8" door | \$292.00 |
| 670F73 | for 1-3/4" door | |
| 671F09 | for 2-1/4" door | |
| "CS" LEVER - CAST | | |
| Inside Lever | | |
| 670F30 | | |
| Outside Lever & Spindle Assembly | | |
| 670F57 | for 1-3/8" door | \$292.00 |
| 670F66 | for 1-3/4" door | |
| 671F02 | for 2-1/4" door | |
| "DS" LEVER - CAST | | |
| Inside Lever | | |
| 670F32 | LH/LHR | |
| 670F31 | RH/RHR | |
| Outside Lever & Spindle Assembly | | |
| 670F59 | for 1-3/8" door | \$292.00 |
| 670F68 | for 1-3/4" door | |
| 671F04 | for 2-1/4" door | |
| 670F58 | for 1-3/8" door | |
| 670F67 | for 1-3/4" door | |
| 671F03 | for 2-1/4" door | |
| 671F03 | for 2-1/4" door | |
| "ES" LEVER - CAST | | |
| Inside Lever | | |
| 670F33 | | |
| Outside Lever & Spindle Assembly | | |
| 670F60 | for 1-3/8" door | \$292.00 |
| 670F69 | for 1-3/4" door | |
| 671F05 | for 2-1/4" door | |
| "LS" LEVER - CAST | | |
| Inside Lever | | |
| 670F34 | | |
| Outside Lever & Spindle Assembly | | |
| 670F61 | for 1-3/8" door | \$292.00 |
| 670F70 | for 1-3/4" door | |
| 671F06 | for 2-1/4" door | |
| "NS" LEVER - CAST | | |
| Inside Lever | | |
| 670F36 | | |
| Outside Lever & Spindle Assembly | | |
| 670F63 | for 1-3/8" door | \$292.00 |
| 670F72 | for 1-3/4" door | |
| 671F08 | for 2-1/4" door | |
| "PS" LEVER - CAST | | |
| Inside Lever | | |
| 670F38 | | |
| Outside Lever & Spindle Assembly | | |
| 670F65 | for 1-3/8" door | \$292.00 |
| 670F74 | for 1-3/4" door | |
| 671F10 | for 2-1/4" door | |
| "RS" LEVER - CAST | | |
| Inside Lever | | |
| 670F35 | | |
| Outside Lever & Spindle Assembly | | |
| 670F62 | for 1-3/8" door | \$292.00 |
| 670F71 | for 1-3/4" door | |
| 671F07 | for 2-1/4" door | |

| PART NO. | DESCRIPTION | 605, 606, 611, 612, 613, 613E, 618, 619, 625, 626, 629, 630, 722 |
|---|-----------------|--|
| "LW" LEVER - WROUGHT | | |
| Inside Lever | | |
| 493F31 | | \$248.00 |
| Outside Lever & Spindle Assembly | | |
| 483F79 | for 1-3/8" door | \$248.00 |
| 483F80 | for 1-3/4" door | |
| 483F81 | for 2-1/4" door | |
| "RW" LEVER - WROUGHT | | |
| Inside Lever | | |
| 493F34 | | \$248.00 |
| Outside Lever & Spindle Assembly | | |
| 483F82 | for 1-3/8" door | \$248.00 |
| 483F83 | for 1-3/4" door | |
| 483F84 | for 2-1/4" door | |

| PART NO. | DESCRIPTION | LIST PRICE |
|--------------------------------|--|------------|
| NYLON BUSHING NO FINISH | | |
| 698F22 | Nylon Bushing †Order 100- | \$4.30 |
| ROSE PACKET | | |
| 445F82 | Wrought Rose Packet- (Qty 2) 2-7/8" dia. (C)* 605, 606, 611, 612, 613, 613E, 618, 619, 625, 626, 722 | \$107.00 |
| 445F83 | Wrought Rose Packet- (Qty 2) 3-1/2" dia. (D)* 605, 606, 611, 612, 613, 613E, 618, 619, 625, 626, 722 | \$107.00 |
| 445F84 | Wrought Rose Packet- (Qty 2) 3" square (E)* 605, 606, 611, 612, 613, 613E, 618, 619, 625, 626, 722 | \$107.00 |
| 447F24 | Cast Rose Packet - (Qty 2) 2-7/8" dia. (F) 605, 606, 611, 612, 613E, 618, 619, 625, 626, 629, 630, 722 | \$261.00 |
| 447F25 | Cast Rose Packet- (Qty 2) 2-1/4" dia. (B) 605, 606, 611, 612, 613E, 618, 619, 625, 626, 629, 630, 722 | \$134.00 |
| 487F08 | Wrought Rose Packet- (Qty 2) 2-1/4" dia. (A) 605, 606, 611, 612, 613E, 618, 619, 625, 626, 629, 630, 722 | \$107.00 |
| 853F05 | Wrought Rose Packet- (Qty 2) 2-7/8" dia. (H) 605, 606, 611, 612, 613E, 618, 619, 625, 626, 629, 630, 722 | \$107.00 |

| PART NO. | DESCRIPTION | LIST PRICE |
|---|---|------------|
| ROSE REINFORCEMENT PACKET NO FINISH | | |
| 445F869 | Rose Reinforcement Packet* | \$10.20 |
| SCREW PACKET | | |
| 605, 606, 611, 612, 613, 619, 625, 626, 629, 630 | | |
| 569F45 | For M & P half dummy trim* | \$11.00 |
| 429F317 | Screw Packet for "N" Surface Mounted Escutcheon | \$15.00 |
| 616F088 | Lock mounting, spanner | \$15.00 |
| 584F46 | Escutcheon for 1-3/4" door, spanner | \$8.80 |
| 384F03 | Escutcheon for 2" - 2-1/4" door, spanner | \$8.80 |
| 616F078 | T20 Torx® bit | \$21.00 |
| 269F098 | Screw 1-32 x 1/4" OHMS-PH †Order 100- | \$4.30 |
| SPACER NO FINISH | | |
| 497F528 | Spacer for Cast Knob* | \$5.80 |
| SPINDLES NO FINISH | | |
| LxL, KxK, LxK, KxL Spindle | | |
| 499F828 | 1-3/8" door | \$53.00 |
| 499F838 | 1-3/4" door | |
| 499F848 | 2-1/4" door | \$53.00 |

†Sold only in multiples of the number indicated. Price is each.

*Discontinued product, only available as inventory allows.

| PART NO. | DESCRIPTION | LIST PRICE |
|--|--|------------|
| INSIDE SPINDLE FOR HALF LEVER TRIM* | | |
| | (Knob x Knob) Spindle* | |
| 680F348 | 1-3/8" door | \$27.00 |
| 680F358 | 1-3/4" door | \$8.80 |
| 680F368 | 2-1/4" door | \$19.00 |
| VANDAL RESISTANT SPINDLE & SCREW PACK | | |
| 700F65 | 1-3/4" door | \$25.00 |
| 700F66 | 2" door | |
| 700F67 | 2 -1/4" door | |
| THIMBLE PACKET | | |
| 432F86 | (Qty 2) for wrought escutcheon knob trim designs* 605, 606, 611, 612, 613, 619, 625, 626, 629, 630 | |
| | | \$52.00 |
| 445F85 | (Qty 2) for sectional knob trim designs* 605, 606, 611, 612, 613, 619, 625, 626 | |
| | | \$64.00 |
| THIMBLE WRENCH NO FINISH | | |
| 300F688 | Thimble Wrench | \$6.60 |
| THROUGHBOLT PACKET | | |
| | 605, 606, 611, 612, 613, 619, 625, 626, 629, 630 | |
| | "M" and "P" Escutcheons | |
| 433F76 | 1-3/8" door | \$11.00 |
| 433F77 | 1-3/4" door | |
| 433F78 | 2-1/4" door | |
| | "R" Escutcheon | |
| 439F33 | 1-3/8" door | \$11.00 |
| 439F34 | 1-3/4" door | |
| 439F35 | 2-1/4" door | |
| | "T" Escutcheon (spanner head)* | |
| 445F318 | 1-3/4" door | \$23.00 |
| 498F928 | 2" to 2-1/4" door | |
| THUMBTURN LEVER PACKET | | |
| | 605, 606, 611, 612, 613, 625, 626, 629, 630 | |
| 519F09 | for 1-3/8" door | \$70.00 |
| 519F10 | for 1-3/4" door | |
| 519F11 | for 2-1/4" door | |
| 519F12 | for up to 3" door | \$92.00 |
| 581F96 | for up to 3-1/2" door | |
| 696F39 | Blank Plate | |
| ERGONOMIC THUMBTURN LEVER PACKET FOR SECTIONAL TRIM | | |
| | 605, 606, 611, 612, 613, 619, 625, 626, 629, 630 | |
| 707F57 | for 1-3/8" door | \$104.00 |
| 707F58 | for 1-3/4" to 2" doors | |
| 707F59 | for 2-1/4" door | |
| 707F60 | for up to 3" door | |
| 706F70 | for up to 4" door | |

*Discontinued product, only available as inventory allows.

| PART NO. | DESCRIPTION | LIST PRICE |
|---|---|------------|
| ERGONOMIC THUMBTURN KIT FOR ESCUTCHEON TRIM | | |
| | 605, 606, 611, 612, 613, 619, 625, 626, 629, 630 | |
| 711F002 | for up to 4" door (must be field cut to size) | \$104.00 |
| WASHER FOR VANDAL RESISTANT TRIM | | |
| 700F378 | Washer | \$5.80 |
| RETAINING RING FOR VANDAL RESISTANT TRIM | | |
| 700F168 | Retaining ring | \$4.30 |
| LEVER SPINDLE SPRING FOR VANDAL RESISTANT TRIM | | |
| 700F367 | Lever spindle spring | \$4.30 |

| PART NO. X FINISH | DESCRIPTION | 605, 606, 611, 612, 613, 613E, 618, 619, 625, 626, 629, 630, 722 |
|--|------------------------------------|---|
| M19 OPTION INDICATORS – KEYED FUNCTION (SECURE) | | |
| 720F21 | for 1-3/8" (35mm) door | \$176.00 |
| 720F22 | for 1-3/4" (44mm) – 2" (51mm) door | |
| 720F24 | for 2-1/4" (57mm) door | |
| 720F25 | for over 2-1/4" (57mm) door | |
| M19 OPTION INDICATORS – KEYED FUNCTION (VACANT) | | |
| 741F21 | for 1-3/8" door | \$176.00 |
| 741F22 | for 1-3/4" to 2" doors | |
| 741F23 | for 2-1/4" door | |
| 741F24 | for up to 3" door | |
| M19 OPTION INDICATORS – NON-KEYED FUNCTION (SECURE) | | |
| 721F16 | for 1-3/8" (35mm) door | \$172.00 |
| 721F17 | for 1-3/4" (44mm) – 2" (51mm) door | |
| 721F18 | for 2-1/4" (57mm) door | |
| 721F19 | for over 2-1/4" (57mm) door | |
| M19 OPTION INDICATORS – NON-KEYED FUNCTION (VACANT) | | |
| 720F61 | for 1-3/8" (35mm) door | \$172.00 |
| 720F62 | for 1-3/4" (44mm) – 2" (51mm) door | |
| 720F64 | for 2-1/4" (57mm) door | |
| 720F65 | for over 2-1/4" (57mm) door | |
| M19 OPTION THUMBTURN INDICATOR | | |
| 723F69 | for 1-3/8" (35mm) door | \$305.00 |
| 723F26 | for 1-3/4" (44mm) – 2" (51mm) door | |
| 791F59 | for 2-1/4" (57mm) door | |
| 791F60 | for over 2-1/4" (57mm) door | |

VINEYARD™ COLLECTION TRIM

| PART NO. | DESCRIPTION | 605 , 606, 613E, 619, 625, 626 |
|---------------------------------------|----------------------------------|--------------------------------|
| INSIDE LEVERS | | |
| 692F632 | Frascati LH/LHR | \$384.00 |
| 692F642 | Frascati RH/RHR | |
| 692F662 | Zinfandel LH/LHR | |
| 692F672 | Zinfandel RH/RHR | |
| 692F652 | Merlot | |
| OUTSIDE LEVERS | | |
| 692F762 | Frascati for 1 3/4" door LH/LHR | \$384.00 |
| 692F752 | Frascati for 1 3/4" door RH/RHR | |
| 692F952 | Zinfandel for 1 3/4" door LH/LHR | |
| 692F942 | Zinfandel for 1 3/4" door RH/RHR | |
| 692F932 | Merlot for 1 3/4" door | |
| L ESCUTCHEON - CAST | | |
| Blank | | |
| 692F862 | Inside | \$316.00 |
| For Cylinder Only | | |
| 694F322 | Inside | |
| 694F522 | Outside | |
| For Grip Only | | |
| 694F312 | Inside | |
| 694F442 | Outside | |
| For Cylinder & Grip | | |
| 694F332 | Inside | |
| 694F562 | Outside | |
| For Thumbturn Lever Only | | |
| 694F352 | Inside | |
| For Thumbturn Lever & Grip | | |
| 694F392 | Inside | |
| For Grip & Emergency Key | | |
| 694F482 | Outside | |
| For Grip x Plug Only | | |
| 694F682 | Outside | |
| ROSES (PAIR) | | |
| 694F802 | G-Rose (All functions) | \$359.00 |

LOCKSET PARTS

| PART NO. | DESCRIPTION | LIST PRICE |
|---|--|------------|
| LEVERS-Finish: 605,606,611,612,613,613E,613L,618,619,625,626,722,BSP,WSP | | |
| 790F215 | NZ - Plain | \$125.00 |
| 790F225 | NZ - Cylinder or Button | |
| 790F235 | NZ - Emergency Key Hole | |
| 790F245 | NZ - Intruder | |
| 790F335 | NZ - Sargent® Cylinder Cutout | |
| 790F345 | NZ - Sargent Cylinder Cutout - Intruder | |
| 790F395 | NZ - Corbin Russwin LFIC - 6 Pin | |
| 790F405 | NZ - Corbin Russwin LFIC - 6 Pin Intruder | |
| 790F415 | NZ - Corbin Russwin LFIC - 7 Pin | |
| 790F425 | NZ - Corbin Russwin LFIC - 7 Pin Intruder | |
| 790F515 | NZ - SFIC Cutout | |
| 790F525 | NZ - SFIC Cutout Intruder | |
| 790F575 | NZ - Schlage® LFIC Cutout | |
| 790F585 | NZ - Schlage® LFIC Cutout - Intruder | |
| 790F225 | NZ - ASSA ABLOY ACCENTRA™ Cylinder Cutout 6/7 Pin | |
| 790F245 | NZ - ASSA ABLOY ACCENTRA™ Cylinder Cutout 6/7 Pin - Intruder | |
| 774F925 | NZ - ASSA ABLOY ACCENTRA™ LFIC Cutout 6 Pin | |
| 798F295 | NZ - ASSA ABLOY ACCENTRA™ LFIC Cutout 6 Pin - Intruder | |
| 774F945 | NZ - ASSA ABLOY ACCENTRA™ LFIC Cutout 7 Pin | |
| 798F305 | NZ - ASSA ABLOY ACCENTRA™ LFIC Cutout 7 Pin - Intruder | |
| 780F215 | NZ - Security - Plain | |
| 780F225 | NZ - Security - Cylinder or Button | |
| 780F235 | NZ - Security - Emergency Key Hole | |
| 780F245 | NZ - Security - Intruder | |
| 780F335 | NZ - Security - Sargent Cylinder Cutout | |
| 780F345 | NZ - Security - Sargent Cylinder Cutout - Intruder | |
| 780F395 | NZ - Security - Corbin Russwin LFIC - 6 Pin | |
| 780F405 | NZ - Security - Corbin Russwin LFIC - 6 Pin Intruder | |
| 780F415 | NZ - Security - Corbin Russwin LFIC - 7 Pin | |
| 780F425 | NZ - Security - Corbin Russwin LFIC - 7 Pin Intruder | |
| 780F515 | NZ - Security - SFIC Cutout | |
| 780F525 | NZ - Security - SFIC Cutout Intruder | |
| 780F575 | NZ - Security - Schlage® LFIC Cutout | |
| 780F585 | NZ - Security - Schlage® LFIC Cutout - Intruder | |
| 776F215 | AZ - Plain | |
| 776F225 | AZ - Cylinder or Button | |
| 776F235 | AZ - Emergency Key Hole | |
| 776F245 | AZ - Intruder | |
| 776F335 | AZ - Sargent® Cylinder Cutout | |
| 776F345 | AZ - Sargent Cylinder Cutout - Intruder | |
| 776F395 | AZ - Corbin Russwin LFIC - 6 Pin | |
| 776F405 | AZ - Corbin Russwin LFIC - 6 Pin Intruder | |
| 776F415 | AZ - Corbin Russwin LFIC - 7 Pin | |
| 776F425 | AZ - Corbin Russwin LFIC - 7 Pin Intruder | |
| 776F515 | AZ - SFIC Cutout | |
| 776F525 | AZ - SFIC Cutout Intruder | |
| 776F575 | AZ - Schlage® LFIC Cutout | |
| 776F585 | AZ - Schlage® LFIC Cutout - Intruder | |
| 777F215 | AZ Security - Plain | |
| 777F225 | AZ Security - Cylinder or Button | |
| 777F235 | AZ Security - Emergency Key Hole | |
| 777F245 | AZ Security - Intruder | |
| 777F335 | AZ Security - Sargent Cylinder Cutout | |
| 777F345 | AZ Security - Sargent Cylinder Cutout - Intruder | |
| 777F395 | AZ Security - Corbin Russwin LFIC - 6 Pin | |
| 777F405 | AZ Security - Corbin Russwin LFIC - 6 Pin Intruder | |
| 777F415 | AZ Security - Corbin Russwin LFIC - 7 Pin | |
| 777F425 | AZ Security - Corbin Russwin LFIC - 7 Pin Intruder | |
| 777F515 | AZ Security - SFIC Cutout | |
| 777F525 | AZ Security - SFIC Cutout Intruder | |
| 777F575 | AZ Security - Schlage® LFIC Cutout | |
| 777F585 | AZ Security - Schlage® LFIC Cutout - Intruder | |

| PART NO. | DESCRIPTION | LIST PRICE |
|---|--|------------|
| LEVERS-Finish: 605,606,611,612,613,613E,613L,618,619,625,626,722,BSP,WSP | | |
| 778F215 | PZ - Plain | \$125.00 |
| 778F225 | PZ - Cylinder or Button | |
| 778F235 | PZ - Emergency Key Hole | |
| 778F245 | PZ - Intruder | |
| 778F335 | PZ - Sargent® Cylinder Cutout | |
| 778F345 | PZ - Sargent Cylinder Cutout - Intruder | |
| 778F395 | PZ - Corbin Russwin LFIC - 6 Pin | |
| 778F405 | PZ - Corbin Russwin LFIC - 6 Pin Intruder | |
| 778F415 | PZ - Corbin Russwin LFIC - 7 Pin | |
| 778F425 | PZ - Corbin Russwin LFIC - 7 Pin Intruder | |
| 778F515 | PZ - SFIC Cutout | |
| 778F525 | PZ - SFIC Cutout Intruder | |
| 778F575 | PZ - Schlage® LFIC Cutout | |
| 778F585 | PZ - Schlage® LFIC Cutout - Intruder | |
| 778F225 | PZ - ASSA ABLOY ACCENTRA™ Cylinder Cutout 6/7 Pin | |
| 778F245 | PZ - ASSA ABLOY ACCENTRA™ Cylinder Cutout 6/7 Pin - Intruder | |
| 774F965 | PZ - ASSA ABLOY ACCENTRA™ LFIC Cutout 6 Pin | |
| 798F395 | PZ - ASSA ABLOY ACCENTRA™ LFIC Cutout 6 Pin - Intruder | |
| 774F985 | PZ - ASSA ABLOY ACCENTRA™ LFIC Cutout 7 Pin | |
| 798F405 | PZ - ASSA ABLOY ACCENTRA™ LFIC Cutout 7 Pin - Intruder | |
| 779F215 | PZ Security - Plain | |
| 779F225 | PZ Security - Cylinder or Button | |
| 779F235 | PZ Security - Emergency Key Hole | |
| 779F245 | PZ Security - Intruder | |
| 779F335 | PZ Security - Sargent Cylinder Cutout | |
| 779F345 | PZ Security - Sargent Cylinder Cutout - Intruder | |
| 779F395 | PZ Security - Corbin Russwin LFIC - 6 Pin | |
| 779F405 | PZ Security - Corbin Russwin LFIC - 6 Pin Intruder | |
| 779F415 | PZ Security - Corbin Russwin LFIC - 7 Pin | |
| 779F425 | PZ Security - Corbin Russwin LFIC - 7 Pin Intruder | |
| 779F515 | PZ Security - SFIC Cutout | |
| 779F525 | PZ Security - SFIC Cutout Intruder | |
| 779F575 | PZ Security - Schlage® LFIC Cutout | |
| 779F585 | PZ Security - Schlage® LFIC Cutout - Intruder | |

| PART NO. | DESCRIPTION | LIST PRICE |
|-----------------------------------|--|------------|
| ROSES | | |
| D ROSE | | |
| 678F252 Fin | 626/613E, BSP, WSP | \$70.00 |
| | 605,606,611,612,613,613L,618,619,625,722 | |
| C ROSE | | |
| 779F97 Fin | 626/613E, BSP, WSP | \$70.00 |
| | 605,606,611,612,613,613L,618,619,625,722 | |
| ROSETTE FOR C & K ROSE | | |
| 778F90 Fin | 626/613E, BSP, WSP | \$70.00 |
| | 605,606,611,612,613,613L,618,619,625,722 | |
| E ROSE | | |
| 779F98 Fin | 626/613E, BSP, WSP | \$70.00 |
| | 605,606,611,612,613,613L,618,619,625,722 | |
| ROSETTE FOR E ROSE | | |
| 778F97 Fin | 626/613E, BSP, WSP | \$70.00 |
| | 605,606,611,612,613,613L,618,619,625,722 | |
| K ROSE | | |
| 779F99 Fin | 626/613E, BSP, WSP | \$70.00 |
| | 605,606,611,612,613,613L,618,619,625,722 | |

LOCKSET PARTS

| PART NO. | DESCRIPTION | LIST PRICE |
|------------------------------|--|------------|
| LATCH ASSEMBLIES | | |
| Standard | | |
| 780F81 Fin | 10 Function | \$229.00 |
| 780F82 Fin | 32, 40NT, 51, 52, 55, 57, 62, 72, and 80 Functions | |
| 780F83 Fin | 20 and 20H Functions | |
| 780F84 Fin | 29, 75, and 93 Functions | |
| 780F85 Fin | 61 Function | |
| 3-3/4" Backset | | |
| 780F86 Fin | 10 Function | \$229.00 |
| 780F87 Fin | 32, 40NT, 51, 52, 55, 57, 62, 72, and 80 Functions | |
| 780F88 Fin | 20 and 20H Functions | |
| 780F89 Fin | 29, 75, and 93 Functions | |
| 780F90 Fin | 61 Function | |
| 5" Backset | | |
| 780F91 Fin | 10 Function | \$229.00 |
| 780F92 Fin | 32, 40NT, 51, 52, 55, 57, 62, 72, and 80 Functions | |
| 780F93 Fin | 20 and 20H Functions | |
| 780F94 Fin | 29, 75, and 93 Functions | |
| 780F95 Fin | 61 Function | |
| 3/4" Throw Fire Latch | | |
| 780F96 Fin | 10, 51, 55, 57, 72, and 80 Functions | \$296.00 |

| PART NO. | DESCRIPTION | LIST PRICE |
|----------------|-----------------------|------------|
| STRIKES | | |
| 586L19 | Curved Lip "T" Strike | \$36.00 |

| PART NO. | DESCRIPTION | LIST PRICE |
|--------------------------|--|------------|
| SLEEVE ASSEMBLIES | | |
| STANDARD | | |
| 775F808 | Outside Sleeve - 61 Function | \$245.00 |
| 776F002 Fin | Inside Sleeve - 51 Function | \$129.00 |
| 776F012 Fin | Inside Sleeve - 93 Function | |
| 776F022 Fin | Inside Sleeve - 61 Function | |
| 776F032 Fin | Inside Sleeve - 29 Function | \$245.00 |
| 776F042 Fin | Inside Sleeve - 20, 20H and 75 Functions | \$318.00 |
| 776F638 | Outside Sleeve - 51,57,61,72, and 93 Functions | \$245.00 |
| 776F648 | Outside Sleeve - 40NT Function | \$129.00 |
| 776F658 | Outside Sleeve - 32 Function | \$229.00 |
| 776F668 | Outside Sleeve - 55 and 62 Functions | |
| 776F678 | Outside Sleeve - 29 Function | \$245.00 |
| 776F688 | Outside Sleeve - 52 and 75 Functions | \$272.00 |
| 776F698 | Outside Sleeve - 20 and 20H Functions | \$207.00 |
| 776F708 | Inside Sleeve - 10, 55, and 80 Functions | \$112.00 |
| | Outside Sleeve - 10 Function | |
| 776F848 | Inside Sleeve - 52 and 72 Functions | \$318.00 |
| 776F858 | Inside Sleeve - 32 Function | \$229.00 |
| 776F868 | Inside Sleeve - 62 Function | |
| 776F878 | Inside Sleeve - 40NT and 57 Functions | |

| PART NO. | DESCRIPTION | LIST PRICE |
|--|---|------------|
| SLEEVE ASSEMBLIES | | |
| INTERCHANGEABLE CORE | | |
| 775F818 | Outside Sleeve - 61 Function | \$245.00 |
| 776F718 | Outside Sleeve - 51, 57, 72, 93 Functions | |
| 776F728 | Outside Sleeve - 32 Function | \$229.00 |
| 776F738 | Outside Sleeve - 55, 62 Functions | |
| 776F748 | Outside Sleeve - 52, 75 Functions | \$272.00 |
| 776F918 | Inside Sleeve - 61, 75 Functions | \$245.00 |
| 776F928 | Inside Sleeve - 52, 72 Functions | \$229.00 |
| 776F938 | Inside Sleeve - 32 Function | |
| 776F948 | Inside Sleeve - 62 Function | \$225.00 |
| 3/4" THROW FIRE LATCH - STANDARD | | |
| 779F638 | Outside Sleeve - 51, 57, 72 Functions | \$229.00 |
| 779F648 | Outside Sleeve - 55 Function | |
| 779F658 | Inside Sleeve - 72 Function | \$118.00 |
| | Inside Sleeve - 57 Function | |
| 779F728 | Inside Sleeve - 72 Function | \$318.00 |
| 779F738 | Inside Sleeve - 57 Function | \$112.00 |
| 779F748 | Inside Sleeve - 51 Function | \$229.00 |
| 3/4" THROW FIRE LATCH - INTERCHANGEABLE CORE | | |
| 779F758 | Inside Sleeve - 72 Function | \$245.00 |
| M111 SLEEVE ASSEMBLIES - STANDARD | | |
| 775F828 | Outside Sleeve - 61 Function | \$245.00 |
| 776F758 | Outside Sleeve - 51, 57, 72, 93 Functions | |
| 776F768 | Outside Sleeve - 32 Function | \$229.00 |
| 776F778 | Outside Sleeve - 55, 62 Functions | |
| 776F788 | Outside Sleeve - 29 Function | \$245.00 |
| 776F798 | Outside Sleeve - 52, 75 Functions | \$272.00 |
| 776F958 | Inside Sleeve - 52, 72 Functions | \$318.00 |
| 776F968 | Inside Sleeve - 32 Function | \$229.00 |
| 776F978 | Inside Sleeve - 62 Function | |
| M111 SLEEVE ASSEMBLIES - INTERCHANGEABLE CORE | | |
| 775F838 | Outside Sleeve - 61 Function | \$245.00 |
| 776F808 | Outside Sleeve - 51,57,61,72,93 Functions | |
| 776F818 | Outside Sleeve - 32 Function | \$229.00 |
| 776F828 | Outside Sleeve - 55, 62 Functions | |
| 776F838 | Outside Sleeve - 52, 75 Functions | \$272.00 |
| 776F988 | Inside Sleeve - 52, 72 Functions | \$229.00 |
| 776F998 | Inside Sleeve - 32 Function | |
| 777F208 | Inside Sleeve - 62 Function | |

| PART NO. | DESCRIPTION | LIST PRICE |
|----------------|----------------|------------|
| COLLARS | | |
| 778F888 | Inside Collar | \$14.00 |
| 778F898 | Outside Collar | \$14.00 |

| PART NO. | DESCRIPTION | LIST PRICE |
|-------------------|---------------------------------|------------|
| TAILPIECES | | |
| 778F788 | Schlage® Fixed Core | \$27.00 |
| 780F658 | SFIC Core | \$8.80 |
| 775F948 | SARGENT Fixed Core | \$27.00 |
| 780F662 | Schlage® LFIC | \$36.00 |
| 631F288 | Corbin Russwin LFIC | \$8.80 |
| 774F878 | ASSA ABLOY ACCENTRA™ LFIC 6-Pin | \$3.00 |
| 774F888 | ASSA ABLOY ACCENTRA™ LFIC 7-Pin | |
| 780F808 | Tail, Cylinder, 20H | \$4.30 |

LOCKSET PARTS

| PART NO. | DESCRIPTION | LIST PRICE |
|----------------------|--|------------|
| MISCELLANEOUS | | |
| 778F638 | Collar/Rosette Installation Wrench | \$14.00 |
| 780F638 | Allen Key Wrench | |
| 780F208 | M111 Screwdriver | \$8.80 |
| 604F228 Fin | Screw Packet | \$10.20 |
| 775F908 Fin | Mounting Kit Packet (CL3150) | \$35.00 |
| 775F918 Fin | Mounting Kit Packet (CL3170) | |
| 753F598 | Rose Installation Tool | \$11.00 |
| 778F868 | Aligning Pin | \$4.30 |
| 779F787 | Bearing Assembly | \$307.00 |
| 778F812 | Emergency Release Cylinder | \$70.00 |
| 206F578 | Screw, combo #8 PH | \$4.30 |
| 790F988 | Inside Mounting Flange Assembly | \$177.00 |
| 790F998 | Outside Mounting Flange Assembly | |
| 403F302 Fin | Cup Washer | \$5.80 |
| 305F318 Fin | Machine Screw 1/4-20 x 2-3/4" | \$7.10 |
| 269F808 | Countersunk Flat Head Screw 10-24x3/8" (1-3/4" Door) | \$4.30 |
| 778F968 | Anchor Plate | \$4.30 |
| 778F91 Fin | Rosette Plug | \$61.00 |
| 790F988 | Flange SA, Mounting I/S | \$177.00 |
| 790F998 | Flange SA, Mounting O/S | |
| 220F718 | Screw, FHM-PH, 10-24X1/2" | \$4.30 |
| 779F797 | Bearing SA, D200 | \$307.00 |
| 779F807 | Bearing SA, M16 | \$271.00 |
| 790F208 | Screw, FHM-PH, #4-40X1/2" | \$7.10 |
| 679F818 | Emergency Release Tool | \$4.30 |
| 778F759 | Cylinder Spacer for 6-Pin Fixed Core Corbin Russwin or ASSA ABLOY ACCENTRA™ Cylinder | |

LOCKSET PARTS

| MECHANICAL LOCKBODY ASSEMBLY, FREEWHEELING LEVER – ALL CYLINDER/CORE PREPS (ALL BACKSETS EXCEPT 2-3/8") | | |
|---|-------------------------------------|------------|
| STANDARD/FREEWHEELING | FUNCTION | LIST PRICE |
| 861F708 | CLX3310 | \$287.00 |
| 861F748 Fin | CLX3320, CLX3320H, CLX3330, CLX3340 | |
| 861F728 Fin | CLX3320TO | |
| 861F768 Fin | CLX3329 | |
| 861F968 | CLX3332 | |
| 861F358 | CLX3340NT, CLX3357 | |
| 861F828 Fin | CLX3351, CLX3393 | |
| 861F848 | CLX3352, CLX3355 | |
| 861F868 | CLX3359 | |
| 861F788 Fin | CLX3361 | |
| 861F988 | CLX3362 | |
| 862F008 | CLX3372 | |
| 861F888 Fin | CLX3375 | |
| 861F908 Fin | CLX3376 | |
| 861F718 | CLX3380, CLX3390 | |
| 861F928 | CLX3381 | |
| 862F028 | CLX3382 | |
| 861F948 | CLX3383 | |
| MECHANICAL LOCKBODY ASSEMBLY – RIGID LEVER, ALL CYLINDER/CORE PREPS (ALL BACKSETS EXCEPT 2-3/8") | | |
| RIGID LEVER | FUNCTION | LIST PRICE |
| 861F758 Fin | CLX3320, CLX3320H, CLX3330, CLX3340 | \$287.00 |
| 861F738 Fin | CLX3320TO | |
| 861F778 Fin | CLX3329 | |
| 861F978 | CLX3332 | |
| 861F368 | CLX3340NT, CLX3357 | |
| 861F838 Fin | CLX3351, CLX3393 | |
| 861F858 | CLX3352, CLX3355 | |
| 861F878 | CLX3359 | |
| 861F798 Fin | CLX3361 | |
| 861F998 | CLX3362 | |
| 862F018 | CLX3372 | |
| 861F898 Fin | CLX3375 | |
| 861F918 Fin | CLX3376 | |
| 861F938 | CLX3381 | |
| 862F038 | CLX3382 | |
| 861F958 | CLX3383 | |

| MECHANICAL LOCKBODY ASSEMBLY, FREEWHEELING LEVER – ALL CYLINDER/CORE PREPS (2-3/8" BACKSET ONLY) | | |
|--|-------------------------------------|------------|
| STANDARD/FREEWHEELING (B238 ONLY) | FUNCTION | LIST PRICE |
| 866F028 | CLX3310 | \$287.00 |
| 866F068 Fin | CLX3320, CLX3320H, CLX3330, CLX3340 | |
| 866F048 Fin | CLX3320TO | |
| 866F088 Fin | CLX3329 | |
| 866F268 | CLX3332 | |
| 861F378 | CLX3340NT, CLX3357 | |
| 866F128 Fin | CLX3351, CLX3393 | |
| 866F148 | CLX3352, CLX3355 | |
| 866F168 | CLX3359 | |
| 866F108 Fin | CLX3361 | |
| 866F288 | CLX3362 | |
| 866F308 | CLX3372 | |
| 866F188 Fin | CLX3375 | |
| 866F208 Fin | CLX3376 | |
| 866F038 | CLX3380, CLX3390 | |
| 866F228 | CLX3381 | |
| 866F328 | CLX3382 | |
| 866F248 | CLX3383 | |
| MECHANICAL LOCKBODY ASSEMBLY – RIGID LEVER, ALL CYLINDER/CORE PREPS (2-3/8" BACKSET ONLY) | | |
| RIGID LEVER (B238 ONLY) | FUNCTION | LIST PRICE |
| 866F078 Fin | CLX3320, CLX3320H, CLX3330, CLX3340 | \$287.00 |
| 866F058 Fin | CLX3320TO | |
| 866F098 Fin | CLX3329 | |
| 866F278 | CLX3332 | |
| 861F388 | CLX3340NT, CLX3357 | |
| 866F138 Fin | CLX3351, CLX3393 | |
| 866F158 | CLX3352, CLX3355 | |
| 866F178 | CLX3359 | |
| 866F118 Fin | CLX3361 | |
| 866F298 | CLX3362 | |
| 866F318 | CLX3372 | |
| 866F198 Fin | CLX3375 | |
| 866F218 Fin | CLX3376 | |
| 866F238 | CLX3381 | |
| 866F338 | CLX3382 | |
| 866F258 | CLX3383 | |

| ELECTRIFIED LOCKBODY ASSEMBLY (1-3/8" – 2-1/4" DOOR) | | |
|--|---------------------------------------|------------|
| PART NO. | FUNCTION | LIST PRICE |
| 886F000 | Std/Freewheeling – CLX33903, CLX33905 | \$699.00 |
| 886F010 | Rigid Lever – CLX33903, CLX33905 | |

LOCKSET PARTS

| TAILPIECE PACKS – USED WITH MECHANICAL FUNCTIONS | | |
|--|---|------------|
| PART NUMBER | DESCRIPTION | LIST PRICE |
| 862F998 | Corbin Russwin & ASSA ABLOY ACCENTRA™ fixed core cylinder tailpiece pack, 6-pin, 1-3/8" - 2" door | \$36.00 |
| 863F008 | Corbin Russwin & ASSA ABLOY ACCENTRA™ fixed core cylinder tailpiece pack, 6-pin, 2-1/4" door | |
| 863F018 | Corbin Russwin & ASSA ABLOY ACCENTRA™ fixed core cylinder tailpiece pack, 7-pin, 1-3/8" - 2" door | |
| 863F028 | Corbin Russwin & ASSA ABLOY ACCENTRA™ fixed core cylinder tailpiece pack, 7-pin, 2-1/4" door | |
| 864F568 | Hotel cylinder tailpiece, 6-pin, all doors | |
| 864F578 | Hotel cylinder tailpiece, 7-pin, all doors | |
| 863F038 | Schlage® & SARGENT keyway fixed core cylinder tailpiece pack, 1-3/8" - 2" door | \$11.00 |
| 863F048 | Schlage® & SARGENT keyway fixed core cylinder tailpiece pack, 2-1/4" door | |
| 863F058 | Corbin Russwin LFIC tailpiece pack, 6- or 7-pin, 1-3/8" - 2" door | |
| 863F068 | Corbin Russwin LFIC tailpiece pack, 6- or 7-pin, 2-1/4" door | \$36.00 |
| 864F568 | Hotel LFIC tailpiece pack, 6-pin, all doors | |
| 864F578 | Hotel LFIC tailpiece pack, 7-pin, all doors | \$11.00 |
| 863F078 | SFIC tailpiece pack, 6-or7-pin, 1-3/8" - 2" door | |
| 863F088 | SFIC tailpiece pack, 6-or7-pin, 2-1/4" door | \$27.00 |
| 862F978 | SARGENT fixed core tailpiece pack, 6-pin, 1-3/8" - 2" door | |
| 862F988 | SARGENT fixed core tailpiece pack, 6-pin, 2-1/4" door | \$36.00 |
| 863F038 | Schlage® fixed core tailpiece pack, 6-pin, 1-3/8" - 2" door | |
| 863F048 | Schlage® fixed core tailpiece pack, 6-pin, 2-1/4" door | |
| 862F472 | Schlage® LFIC tailpiece pack, 6-pin, 1-3/8" - 2" door | |
| 862F482 | Schlage® LFIC tailpiece pack, 6-pin, 2-1/4" door | |
| 862F402 | ASSA ABLOY ACCENTRA™ LFIC tailpiece pack, 6-pin, 1-3/8" - 2" door | |
| 862F412 | ASSA ABLOY ACCENTRA™ LFIC tailpiece pack, 6-pin, 2-1/4" door | |

| TAILPIECE PACKS – USED WITH ELECTRIFIED FUNCTIONS | | |
|---|---|------------|
| PART NUMBER | DESCRIPTION | LIST PRICE |
| 886F140 | Corbin Russwin & ASSA ABLOY ACCENTRA™ fixed core cylinder tailpiece pack, 6-pin, 1-3/8" - 2" door | \$36.00 |
| 886F150 | Corbin Russwin & ASSA ABLOY ACCENTRA™ fixed core cylinder tailpiece pack, 6-pin, 2-1/4" door | |
| 886F160 | Corbin Russwin & ASSA ABLOY ACCENTRA™ fixed core cylinder tailpiece pack, 7-pin, 1-3/8" - 2" door | |
| 886F170 | Corbin Russwin & ASSA ABLOY ACCENTRA™ fixed core cylinder tailpiece pack, 7-pin, 2-1/4" door | |
| 886F180 | Schlage® & SARGENT keyway fixed core cylinder tailpiece pack, 1-3/8" - 2" door | |
| 886F190 | Schlage® & SARGENT keyway fixed core cylinder tailpiece pack, 2-1/4" door | |
| 886F200 | Corbin Russwin LFIC tailpiece pack, 6- or 7-pin, 1-3/8" - 2" door | \$11.00 |
| 886F210 | Corbin Russwin LFIC tailpiece pack, 6- or 7-pin, 2-1/4" door | |
| 886F220 | SFIC tailpiece pack, 6-or7-pin, 1-3/8" - 2" door | \$11.00 |
| 886F230 | SFIC tailpiece pack, 6-or7-pin, 2-1/4" door | |
| 886F120 | SARGENT fixed core tailpiece pack, 6-pin, 1-3/8" - 2" door | \$27.00 |
| 886F130 | SARGENT fixed core tailpiece pack, 6-pin, 2-1/4" door | |
| 886F260 | Schlage® LFIC tailpiece pack, 6-pin, 1-3/8" - 2" door | \$36.00 |
| 886F270 | Schlage® LFIC tailpiece pack, 6-pin, 2-1/4" door | |
| 886F240 | ASSA ABLOY ACCENTRA™ LFIC tailpiece pack, 6-pin, 1-3/8" - 2" door | |
| 886F250 | ASSA ABLOY ACCENTRA™ LFIC tailpiece pack, 6-pin, 2-1/4" door | |

| OUTSIDE SPRING HOUSING ASSEMBLIES (1-3/8" - 2-1/4" DOOR) | | |
|--|--|------------|
| PART NO. | DESCRIPTION | LIST PRICE |
| 860F608 | All Functions except CLX3380, CLX3381, CLX3383, CLX3350, CLX3370 | \$284.00 |
| 860F638 | All Functions for ASSA ABLOY ACCENTRA™ LFIC | |
| DUMMY SPRING HOUSING ASSEMBLIES | | |
| 863F108 | Outside CLX3350, CLX3370 | \$284.00 |
| 863F118 | Inside CLX3370 | |
| MISCELLANEOUS CYLINDER PARTS | | |
| 862F049 | Spacer only - fixed core cylinder | \$4.30 |
| 627F009 | Disposable cores, Corbin Russwin LFIC (10 pack) | \$73.00 |
| 707F299 | Disposable cores, SFIC (10 pack) | \$64.00 |

| INSIDE SPRING HOUSING ASSEMBLIES (1-3/8" - 2" DOOR) | | |
|---|---|------------|
| PART NO. | DESCRIPTION | LIST PRICE |
| 860F618 | All Functions except CLX3332, CLX3352, CLX3362, CLX3372, CLX3381, CLX3382, CLX3383, CLX3390, CLX3350, CLX3370 | \$284.00 |
| 860F628 | Functions CLX3332, CLX3352, CLX3362, CLX3372, CLX3381, CLX3382, CLX3383 | |
| 860F648 | All Functions for ASSA ABLOY ACCENTRA™ LFIC CLX3332, CLX3352, CLX3362, CLX3372, CLX3381, CLX3382, CLX3383 | |
| 885F860 | All functions with Request to Exit Option (M92) | |

LOCKSET PARTS

LEVERS 1-3/8" TO 2-1/4" DOORS

| PART NO. | DESCRIPTION | LIST PRICE | PART NO. | DESCRIPTION | LIST PRICE |
|----------|--|------------|----------|--|------------|
| 860F005 | AZ - Passage/plain | \$168.00 | 860F465 | PZ - LFIC (Corbin Russwin 6-pin) | \$168.00 |
| 860F055 | AZ - Emergency key hole | | 860F475 | PZ - LFIC (Corbin Russwin 6-pin inside CLX3352) | |
| 860F015 | AZ - Fixed core cylinder (Corbin Russwin 6/7-pin, ASSA ABLOY ACCENTRA™ 6/7-pin, Schlage® 6-pin) | | 860F485 | PZ - LFIC (Corbin Russwin 7-pin) | |
| 860F025 | AZ - Fixed core cylinder (Corbin Russwin 6/7-pin, ASSA ABLOY ACCENTRA™ 6/7-pin, Schlage® 6-pin inside CLX3352) | | 860F495 | PZ - LFIC (Corbin Russwin 7-pin inside CLX3352) | |
| 860F035 | AZ - Push/turn button or fixed core cylinder (SARGENT® 6-pin) | | 860F525 | PZ - LFIC (Schlage® 6-pin) | |
| 860F045 | AZ - Fixed core cylinder (SARGENT® inside CLX3352) | | 860F535 | PZ - LFIC (Schlage® 6-pin inside CLX3352) | |
| 860F065 | AZ - LFIC (Corbin Russwin 6-pin) | | 860F545 | PZ - LFIC (ASSA ABLOY ACCENTRA™ 6-pin) | |
| 860F075 | AZ - LFIC (Corbin Russwin 6-pin inside CLX3352) | | 860F555 | PZ - LFIC (ASSA ABLOY ACCENTRA™ 6-pin inside CLX3352) | |
| 860F085 | AZ - LFIC (Corbin Russwin 7-pin) | | 860F505 | PZ - SFIC 6/7-pin | |
| 860F095 | AZ - LFIC (Corbin Russwin 7-pin inside CLX3352) | | 860F515 | PZ - SFIC 6/7-pin (inside CLX3352) | |
| 860F125 | AZ - LFIC (Schlage® 6-pin) | | 860F655 | 102 - Passage/plain | |
| 860F135 | AZ - LFIC (Schlage® 6-pin inside CLX3352) | | 860F705 | 102 - Emergency key hole | |
| 860F145 | AZ - LFIC (ASSA ABLOY ACCENTRA™ 6-pin) | | 860F665 | 102 - Fixed core cylinder (Corbin Russwin 6/7-pin, ASSA ABLOY ACCENTRA™ 6/7-pin, Schlage® 6-pin) | |
| 860F155 | AZ - LFIC (ASSA ABLOY ACCENTRA™ 6-pin inside CLX3352) | | 860F685 | 102 - Push/turn button or fixed core cylinder (SARGENT® 6-pin) | |
| 860F105 | AZ - SFIC 6/7-pin | | 860F715 | 102 - LFIC (Corbin Russwin 6-pin) | |
| 860F115 | AZ - SFIC 6/7-pin (inside CLX3352) | | 860F735 | 102 - LFIC (Corbin Russwin 7-pin) | |
| 860F205 | NZ - Passage/plain | | 860F755 | 102 - SFIC 6/7-pin | |
| 860F255 | NZ - Emergency key hole | | 860F905 | 106 - Passage/plain | |
| 860F215 | NZ - Fixed core cylinder (Corbin Russwin 6/7-pin, ASSA ABLOY ACCENTRA™ 6/7-pin, Schlage® 6-pin) | | 860F955 | 106 - Emergency key hole | |
| 860F225 | NZ - Fixed core cylinder (Corbin Russwin 6/7-pin, ASSA ABLOY ACCENTRA™ 6/7-pin, Schlage® 6-pin inside CLX3352) | | 860F915 | 106 - Fixed core cylinder (Corbin Russwin 6/7-pin, ASSA ABLOY ACCENTRA™ 6/7-pin, Schlage® 6-pin) | |
| 860F235 | NZ - Push/turn button or fixed core cylinder (SARGENT® 6-pin) | | 860F935 | 106 - Push/turn button or fixed core cylinder (SARGENT® 6-pin) | |
| 860F245 | NZ - Fixed core cylinder (SARGENT® inside CLX3352) | | 860F965 | 106 - LFIC (Corbin Russwin 6-pin) | |
| 860F265 | NZ - LFIC (Corbin Russwin 6-pin) | | 860F985 | 106 - LFIC (Corbin Russwin 7-pin) | |
| 860F275 | NZ - LFIC (Corbin Russwin 6-pin inside CLX3352) | | 861F015 | 106 - SFIC 6/7-pin | |
| 860F285 | NZ - LFIC (Corbin Russwin 7-pin) | | 861F035 | 123 - Passage/plain | |
| 860F295 | NZ - LFIC (Corbin Russwin 7-pin inside CLX3352) | | 861F085 | 123 - Emergency key hole | |
| 860F325 | NZ - LFIC (Schlage® 6-pin) | | 861F045 | 123 - Fixed core cylinder (Corbin Russwin 6/7-pin, ASSA ABLOY ACCENTRA™ 6/7-pin, Schlage® 6-pin) | |
| 860F335 | NZ - LFIC (Schlage® 6-pin inside CLX3352) | | 861F065 | 123 - Push/turn button or fixed core cylinder (SARGENT® 6-pin) | |
| 860F345 | NZ - LFIC (ASSA ABLOY ACCENTRA™ 6-pin) | | 861F095 | 123 - LFIC (Corbin Russwin 6-pin) | |
| 860F355 | NZ - LFIC (ASSA ABLOY ACCENTRA™ 6-pin inside CLX3352) | | 861F115 | 123 - LFIC (Corbin Russwin 7-pin) | |
| 860F305 | NZ - SFIC 6/7-pin | | 861F135 | 123 - SFIC 6/7-pin | |
| 860F315 | NZ - SFIC 6/7-pin (inside CLX3352) | | 860F775 | 124 - Passage/plain | |
| 860F405 | PZ - Passage/plain | | 860F825 | 124 - Emergency key hole | |
| 860F455 | PZ - Emergency key hole | | 860F785 | 124 - Fixed core cylinder (Corbin Russwin 6/7-pin, ASSA ABLOY ACCENTRA™ 6/7-pin, Schlage® 6-pin) | |
| 860F415 | PZ - Fixed core cylinder (Corbin Russwin 6/7-pin, ASSA ABLOY ACCENTRA™ 6/7-pin, Schlage® 6-pin) | | 860F805 | 124 - Push/turn button or fixed core cylinder (SARGENT® 6-pin) | |
| 860F425 | PZ - Fixed core cylinder (Corbin Russwin 6/7-pin, ASSA ABLOY ACCENTRA™ 6/7-pin, Schlage® 6-pin inside CLX3352) | | 860F835 | 124 - LFIC (Corbin Russwin 6-pin) | |
| 860F435 | PZ - Push/turn button or fixed core cylinder (SARGENT® 6-pin) | | 860F855 | 124 - LFIC (Corbin Russwin 7-pin) | |
| 860F445 | PZ - Fixed core cylinder (SARGENT® inside CLX3352) | | 860F875 | 124 - SFIC 6/7-pin | |

LOCKSET PARTS

| PART NO. | DESCRIPTION | LIST PRICE | PART NO. | DESCRIPTION | LIST PRICE |
|--|--|------------|---|--|------------|
| LEVERS 1-3/8" TO 2-1/4" DOORS WITH KNURLING | | | LEVERS 1-3/8" TO 2-1/4" DOORS WITH ABRASIVE COAT | | |
| 860N005 | AZ - Passage/plain | \$168.00 | 860R005 | AZ - Passage/plain | \$168.00 |
| 860N055 | AZ - Emergency key hole | | 860R055 | AZ - Emergency key hole | |
| 860N015 | AZ - Fixed core cylinder (Corbin Russwin 6/7-pin, ASSA ABLOY ACCENTRA™ 6/7-pin, Schlage® 6-pin) | | 860R015 | AZ - Fixed core cylinder (Corbin Russwin 6/7-pin, ASSA ABLOY ACCENTRA™ 6/7-pin, Schlage® 6-pin) | |
| 860N025 | AZ - Fixed core cylinder (Corbin Russwin 6/7-pin, ASSA ABLOY ACCENTRA™ 6/7-pin, Schlage® 6-pin inside CLX3352) | | 860R025 | AZ - Fixed core cylinder (Corbin Russwin 6/7-pin, ASSA ABLOY ACCENTRA™ 6/7-pin, Schlage® 6-pin inside CLX3352) | |
| 860N035 | AZ - Push/turn button or fixed core cylinder (SARGENT® 6-pin) | | 860R035 | AZ - Push/turn button or fixed core cylinder (SARGENT® 6-pin) | |
| 860N045 | AZ - Fixed core cylinder (SARGENT® inside CLX3352) | | 860R045 | AZ - Fixed core cylinder (SARGENT® inside CLX3352) | |
| 860N065 | AZ - LFIC (Corbin Russwin 6-pin) | | 860R065 | AZ - LFIC (Corbin Russwin 6-pin) | |
| 860N075 | AZ - LFIC (Corbin Russwin 6-pin inside CLX3352) | | 860R075 | AZ - LFIC (Corbin Russwin 6-pin inside CLX3352) | |
| 860N085 | AZ - LFIC (Corbin Russwin 7-pin) | | 860R085 | AZ - LFIC (Corbin Russwin 7-pin) | |
| 860N095 | AZ - LFIC (Corbin Russwin 7-pin inside CLX3352) | | 860R095 | AZ - LFIC (Corbin Russwin 7-pin inside CLX3352) | |
| 860N125 | AZ - LFIC (Schlage® 6-pin) | | 860R125 | AZ - LFIC (Schlage® 6-pin) | |
| 860N135 | AZ - LFIC (Schlage® 6-pin inside CLX3352) | | 860R135 | AZ - LFIC (Schlage® 6-pin inside CLX3352) | |
| 860N145 | AZ - LFIC (ASSA ABLOY ACCENTRA™ 6-pin) | | 860R145 | AZ - LFIC (ASSA ABLOY ACCENTRA™ 6-pin) | |
| 860N155 | AZ - LFIC (ASSA ABLOY ACCENTRA™ 6-pin inside CLX3352) | | 860R155 | AZ - LFIC (ASSA ABLOY ACCENTRA™ 6-pin inside CLX3352) | |
| 860N105 | AZ - SFIC 6/7-pin | | 860R105 | AZ - SFIC 6/7-pin | |
| 860N115 | AZ - SFIC 6/7-pin (inside CLX3352) | | 860R115 | AZ - SFIC 6/7-pin (inside CLX3352) | |
| 860N205 | NZ - Passage/plain | | 860R205 | NZ - Passage/plain | |
| 860N255 | NZ - Emergency key hole | | 860R255 | NZ - Emergency key hole | |
| 860N215 | NZ - Fixed core cylinder (Corbin Russwin 6/7-pin, ASSA ABLOY ACCENTRA™ 6/7-pin, Schlage® 6-pin) | | 860R215 | NZ - Fixed core cylinder (Corbin Russwin 6/7-pin, ASSA ABLOY ACCENTRA™ 6/7-pin, Schlage® 6-pin) | |
| 860N225 | NZ - Fixed core cylinder (Corbin Russwin 6/7-pin, ASSA ABLOY ACCENTRA™ 6/7-pin, Schlage® 6-pin inside CLX3352) | | 860R225 | NZ - Fixed core cylinder (Corbin Russwin 6/7-pin, ASSA ABLOY ACCENTRA™ 6/7-pin, Schlage® 6-pin inside CLX3352) | |
| 860N235 | NZ - Push/turn button or fixed core cylinder (SARGENT® 6-pin) | | 860R235 | NZ - Push/turn button or fixed core cylinder (SARGENT® 6-pin) | |
| 860N245 | NZ - Fixed core cylinder (SARGENT® inside CLX3352) | | 860R245 | NZ - Fixed core cylinder (SARGENT® inside CLX3352) | |
| 860N265 | NZ - LFIC (Corbin Russwin 6-pin) | | 860R265 | NZ - LFIC (Corbin Russwin 6-pin) | |
| 860N275 | NZ - LFIC (Corbin Russwin 6-pin inside CLX3352) | | 860R275 | NZ - LFIC (Corbin Russwin 6-pin inside CLX3352) | |
| 860N285 | NZ - LFIC (Corbin Russwin 7-pin) | | 860R285 | NZ - LFIC (Corbin Russwin 7-pin) | |
| 860N295 | NZ - LFIC (Corbin Russwin 7-pin inside CLX3352) | | 860R295 | NZ - LFIC (Corbin Russwin 7-pin inside CLX3352) | |
| 860N325 | NZ - LFIC (Schlage® 6-pin) | | 860R325 | NZ - LFIC (Schlage® 6-pin) | |
| 860N335 | NZ - LFIC (Schlage® 6-pin inside CLX3352) | | 860R335 | NZ - LFIC (Schlage® 6-pin inside CLX3352) | |
| 860N345 | NZ - LFIC (ASSA ABLOY ACCENTRA™ 6-pin) | | 860R345 | NZ - LFIC (ASSA ABLOY ACCENTRA™ 6-pin) | |
| 860N355 | NZ - LFIC (ASSA ABLOY ACCENTRA™ 6-pin inside CLX3352) | | 860R355 | NZ - LFIC (ASSA ABLOY ACCENTRA™ 6-pin inside CLX3352) | |
| 860N305 | NZ - SFIC 6/7-pin | | 860R305 | NZ - SFIC 6/7-pin | |
| 860N315 | NZ - SFIC 6/7-pin (inside CLX3352) | | 860R315 | NZ - SFIC 6/7-pin (inside CLX3352) | |
| 860N405 | PZ - Passage/plain | | 860R405 | PZ - Passage/plain | |
| 860N455 | PZ - Emergency key hole | | 860R415 | PZ - Emergency key hole | |
| 860N415 | PZ - Fixed core cylinder (Corbin Russwin 6/7-pin, ASSA ABLOY ACCENTRA™ 6/7-pin, Schlage® 6-pin) | | 860R425 | PZ - Fixed core cylinder (Corbin Russwin 6/7-pin, ASSA ABLOY ACCENTRA™ 6/7-pin, Schlage® 6-pin) | |
| 860N425 | PZ - Fixed core cylinder (Corbin Russwin 6/7-pin, ASSA ABLOY ACCENTRA™ 6/7-pin, Schlage® 6-pin inside CLX3352) | | 860R435 | PZ - Fixed core cylinder (Corbin Russwin 6/7-pin, ASSA ABLOY ACCENTRA™ 6/7-pin, Schlage® 6-pin inside CLX3352) | |
| 860N435 | PZ - Push/turn button or fixed core cylinder (SARGENT® 6-pin) | | 860R445 | PZ - Push/turn button or fixed core cylinder (SARGENT® 6-pin) | |
| 860N445 | PZ - Fixed core cylinder (SARGENT® inside CLX3352) | | 860R455 | PZ - Fixed core cylinder (SARGENT® inside CLX3352) | |
| 860N465 | PZ - LFIC (Corbin Russwin 6-pin) | | 860R465 | PZ - LFIC (Corbin Russwin 6-pin) | |
| 860N475 | PZ - LFIC (Corbin Russwin 6-pin inside CLX3352) | | 860R475 | PZ - LFIC (Corbin Russwin 6-pin inside CLX3352) | |
| 860N485 | PZ - LFIC (Corbin Russwin 7-pin) | 860R485 | PZ - LFIC (Corbin Russwin 7-pin) | | |
| 860N495 | PZ - LFIC (Corbin Russwin 7-pin inside CLX3352) | 860R495 | PZ - LFIC (Corbin Russwin 7-pin inside CLX3352) | | |
| 860N525 | PZ - LFIC (Schlage® 6-pin) | 860R525 | PZ - LFIC (Schlage® 6-pin) | | |
| 860N535 | PZ - LFIC (Schlage® 6-pin inside CLX3352) | 860R535 | PZ - LFIC (Schlage® 6-pin inside CLX3352) | | |
| 860N545 | PZ - LFIC (ASSA ABLOY ACCENTRA™ 6-pin) | 860R545 | PZ - LFIC (ASSA ABLOY ACCENTRA™ 6-pin) | | |
| 860N555 | PZ - LFIC (ASSA ABLOY ACCENTRA™ 6-pin inside CLX3352) | 860R555 | PZ - LFIC (ASSA ABLOY ACCENTRA™ 6-pin inside CLX3352) | | |
| 860N505 | PZ - SFIC 6/7-pin | 860R505 | PZ - SFIC 6/7-pin | | |
| 860N515 | PZ - SFIC 6/7-pin (inside CLX3352) | 860R515 | PZ - SFIC 6/7-pin (inside CLX3352) | | |

LOCKSET PARTS

| PART NO. | DESCRIPTION | LIST PRICE |
|------------------------|--|------------|
| MISCELLANEOUS | | |
| 865F298 | Emergency Release Tool (CLX3320) | \$4.30 |
| 867F388 | 1-3/8" Door Adapter Plates Pack (D138) | \$66.00 |
| 865F199 | Hotel Adjustment Tool | \$15.62 |
| 041F478 | Hotel Shut-out Key | \$4.30 |
| 889F829 | Cylindrical Lock Door Prep Tool | \$24.00 |
| LATCH ASSEMBLY | | |
| 2 3/4" Backsets | | |
| 867F20 | Plain, square corner | \$111.00 |
| 867F26 | Plain, rounded corner | |
| 867F21 | Deadlocking square corner mechanical functions | \$127.00 |
| 867F27 | Deadlocking rounded corner mechanical functions | |
| 867F32 | Deadlocking square corner electrified functions | |
| 867F35 | Deadlocking rounded corner electrified functions | |
| 601F69 | 3/4" Throw deadlocking fire latch square corner | \$162.00 |
| 2 3/8" Backsets | | |
| 599F91 | Plain, square corner 1" front | \$97.00 |
| 599F97 | Plain, square corner 1-1/8" front | |
| 599F94 | Plain, rounded corner 1" front | |
| 600F00 | Plain, rounded corner 1-1/8" front | |
| 599F92 | Deadlocking, square corner 1" front | |
| 599F98 | Deadlocking, square corner 1-1/8" front | |
| 599F95 | Deadlocking, rounded corner 1" front | |
| 600F01 | Deadlocking, rounded corner 1-1/8" front | |
| 3 3/4" Backsets | | |
| 867F22 | Plain, square corner | \$213.00 |
| 867F28 | Plain, round corner | |
| 867F23 | Deadlocking square corner mechanical functions | \$225.00 |
| 867F29 | Deadlocking rounded corner mechanical functions | |
| 867F33 | Deadlocking square corner electrified functions | |
| 867F36 | Deadlocking rounded corner electrified functions | |
| 5" Backsets | | |
| 867F24 | Plain, square corner | \$154.00 |
| 867F30 | Plain, rounded corner | |
| 867F25 | Deadlocking square corner mechanical functions | \$162.00 |
| 867F31 | Deadlocking rounded corner mechanical functions | |
| 867F34 | Deadlocking square corner electrified functions | |
| 867F37 | Deadlocking rounded corner electrified functions | |

| PART NO. | DESCRIPTION | LIST PRICE | |
|---|--|------------|---------|
| LATCH & STRIKE SCREW PACKS | | | |
| 604F228 Fin | Latch & ANSI (4 7/8") strike – phillips head | \$10.20 | |
| 604F238 Fin | Latch & ANSI (4 7/8") strike – spanner head | \$22.00 | |
| 604F248 Fin | Latch & ANSI (4 7/8") strike – Torx head | \$22.00 | |
| 604F268 Fin | Latch & T (2 3/4") strike – phillips head | \$10.20 | |
| 604F278 Fin | Latch & T (2 3/4") strike – spanner head | \$22.00 | |
| 604F288 Fin | Latch & T (2 3/4") strike – Torx head | \$22.00 | |
| MOUNTING SCREW PACKS | | | |
| 865F308 | 1 3/8" – 2" doors | \$10.20 | |
| 865F398 | Over 2" | \$15.00 | |
| 867F73 Fin | CLX3390 1 3/8" – 2 1/4" phillips head | \$11.00 | |
| 867F74 Fin | CLX3390 1 3/8" – 2 1/4" spanner head | \$22.00 | |
| 867F75 Fin | CLX3390 1 3/8" – 2 1/4" Torx head | \$22.00 | |
| 867F70 Fin | CLX3350 Half Dummy Trim - phillips head | \$15.00 | |
| 867F71 Fin | CLX3350 Half Dummy Trim - spanner head | \$69.00 | |
| 867F72 Fin | CLX3350 Half Dummy Trim - Torx head | \$69.00 | |
| ROSES/ROSE LINERS | | | |
| 678F25 Fin | Rose | \$70.00 | |
| 598F59 Fin | Blank Rose/Plate CLX3380, CLX3381, CLX3383 | \$44.00 | |
| 789F018 | Rose liner I/S 1 3/4" – 2" | \$10.20 | |
| 789F028 | Rose liner I/S over 2" | \$10.20 | |
| 789F058 | Rose liner O/S 1 3/4" – 2" | | |
| 789F068 | Rose liner O/S over 2" | \$10.20 | |
| 865F32 x Fin | Thumbturn ass'y 1 3/4" – 2" (CLX3390) | \$134.00 | |
| 865F33 x Fin | Thumbturn ass'y over 2" (CLX3390) | | |
| 789F228 | Rose liner ass'y O/S CLX3380, CLX3381, CLX3383 | \$42.00 | |
| STRIKES – 4 7/8" ANSI CURVED LIP | | | |
| 217L13M016 | 1" Lip Length | \$36.00 | |
| 217L13M018 | 1 1/8" Lip Length | | |
| 217L13M020 | 1 1/4" Lip Length | | |
| 217L13M022 | 1 3/8" Lip Length | | |
| 217L13M024 | 1 1/2" Lip Length | | |
| 217L13M028 | 1 3/4" Lip Length | | |
| 217L13M032 | 2" Lip Length | | |
| 217L13M036 | 2 1/4" Lip Length | | |
| 217L13M040 | 2 1/2" Lip Length | | |
| 217L13M044 | 2 3/4" Lip Length | | |
| 217L13M048 | 3" Lip Length | | |
| 120F768 | 4 7/8" strike box | | \$7.10 |
| STRIKES – 2 3/4" T- CURVED LIP | | | |
| 586L19M016 | 1" Lip Length | | \$36.00 |
| 586L19M018 | 1 1/8" Lip Length | | |
| 586L19M020 | 1 1/4" Lip Length | | |
| 586L19M022 | 1 3/8" Lip Length | | |
| 586L19M024 | 1 1/2" Lip Length | | |
| 586L19M028 | 1 3/4" Lip Length | | |
| 586L19M032 | 2" Lip Length | | |
| 586L19M036 | 2 1/4" Lip Length | | |
| 586L19M040 | 2 1/2" Lip Length | | |
| 586L19M044 | 2 3/4" Lip Length | | |
| 586L19M048 | 3" Lip Length | | |
| STRIKE - 2 3/4" FULL LIP | | | |
| 607F76 | 1-1/8" Lip Length | \$14.00 | |

LOCKSET PARTS

| PART NO. | DESCRIPTION | LIST PRICE |
|----------------------------------|------------------------|------------|
| CHASSIS ASSEMBLY STANDARD | | |
| 785F008 | CL3310 | \$255.00 |
| 785F118 Fin | CL3320, CL3361 | \$269.00 |
| 785F138 Fin | CL3320TO | \$255.00 |
| 785F078 Fin | CL3329 | \$315.00 |
| 785F068 | CL3332 | \$305.00 |
| 785F028 Fin | CL3340 | \$296.00 |
| 785F038 | CL3340NT | \$271.00 |
| 785F018 Fin | CL3351, CL3357 | |
| 785F048 | CL3352, CL3355 | \$315.00 |
| 785F148 | CL3359 | \$271.00 |
| 785F058 | CL3362 | \$305.00 |
| 785F088 | CL3372 | |
| 785F158 Fin | CL3375 | \$288.00 |
| 785F098 | CL3380, CL3390 | \$288.00 |
| 785F108 | CL3381, CL3391 | \$288.00 |
| 785F378 Fin | CL3393 | \$288.00 |
| 785F188 | CL33903-12AD | \$699.00 |
| 785F168 | CL33903-24AD | |
| 785F198 | CL33905-12AD | |
| 785F178 | CL33905-24AD | |
| CHASSIS ASSEMBLY, LFIC | | |
| 785F298 | CL3361 | \$305.00 |
| 785F268 Fin | CL3329 | \$333.00 |
| 785F258 | CL3332 | \$324.00 |
| 785F218 Fin | CL3351, CL3357, CL3393 | \$296.00 |
| 785F238 | CL3352 | \$324.00 |
| 785F228 | CL3355 | |
| 785F308 | CL3359 | \$296.00 |
| 785F248 | CL3362 | \$324.00 |
| 785F278 | CL3372 | |
| 785F318 Fin | CL3375 | \$275.00 |
| 785F288 | CL3381, CL3391 | \$309.00 |
| 785F388 Fin | CL3393 | \$275.00 |
| 785F348 | CL33903-12AD | \$699.00 |
| 785F328 | CL33903-24AD | |
| 785F358 | CL33905-12AD | |
| 785F338 | CL33905-24AD | |

| PART NO. | DESCRIPTION | LIST PRICE |
|-------------------------------|---|------------|
| CYLINDER PARTS | | |
| 622F308 | Tailpiece 6-pin | \$4.30 |
| 682F298 | Tailpiece 7-pin | |
| 631F248 | Corbin Russwin LFIC core kit | \$10.20 |
| 682F958 | SFIC tailpiece kit | |
| 682F969 | Sargent® tailpiece kit | \$27.00 |
| 697F942 | Schlage® LFIC tailpiece kit | \$36.00 |
| 682F398 | Schlage® tailpiece kit | \$27.00 |
| HOUSING ASSEMBLIES | | |
| 783F208 | Spring housing O/S | \$53.00 |
| 783F308 | Spring housing I/S 1 3/4"-2" | \$44.00 |
| 783F408 | Spring housing I/S 2 1/4" | |
| 686F858 | Dummy housing I/S | \$162.00 |
| 686F868 | Dummy housing O/S | \$148.00 |
| EMERGENCY RELEASE TOOL | | |
| 679F818 | Emergency Release Tool (CL3320) | \$4.30 |
| LEVER INSERT | | |
| 585F729 | Lever insert (black) | \$4.30 |
| LATCH ASSEMBLY | | |
| 2 3/4" Backsets | | |
| 586F16 | Plain, square corner | \$111.00 |
| 596F66 | Plain, rounded corner | |
| 586F17 | Deadlocking square corner | \$127.00 |
| 596F67 | Deadlocking rounded corner | |
| 586F18 | Throw-Off square corner | |
| 596F68 | Throw-Off rounded corner | |
| 601F69 | 3/4" Throw deadlocking fire latch square corner | \$162.00 |
| 3 3/4" Backsets | | |
| 586F80 | Plain, square corner | \$213.00 |
| 586F86 | Plain, rounded corner | |
| 586F81 | Deadlocking square corner | \$225.00 |
| 586F87 | Deadlocking rounded corner | |
| 586F82 | Throw-Off square corner | |
| 586F88 | Throw-Off rounded corner | |
| 5" Backsets | | |
| 598F20 | Plain, square corner | \$154.00 |
| 601F24 | Plain, rounded corner | |
| 598F21 | Deadlocking square corner | \$162.00 |
| 601F25 | Deadlocking rounded corner | |
| 598F22 | Throw-Off square corner | |
| 601F26 | Throw-Off rounded corner | |

LOCKSET PARTS

| PART NO. | DESCRIPTION | LIST PRICE | PART NO. | DESCRIPTION | LIST PRICE |
|----------------------------------|---|------------|--|--|------------|
| LEVERS 1-3/4" TO 2" DOORS | | | LEVERS 1-3/4" TO 2" DOORS (Cont'd) | | |
| 563F945 | NZD - Plain | \$162.00 | 799F805 | PZD - SFIC | \$162.00 |
| 563F955 | NZD - Cylinder button | | 799F815 | PZD - SFIC CL3352 inside | |
| 714F065 | NZD - CL3352 inside | | 799F825 | PZD - Schlage® LFIC | |
| 563F965 | NZD - Emergency key hole | | 799F835 | PZD - Schlage® LFIC CL3352 inside | |
| 585F715 | NZD - LFIC cylinder - 6 pin | | 799F545 | PZD - Sargent Fixed Core Cylinder | |
| 714F365 | NZD - LFIC cylinder - 6 pin CL3352 inside | | 799F555 | PZD - Sargent Fixed Core Cylinder CL3352 Inside | |
| 600F415 | NZD - LFIC cylinder - 7 pin | | 712F205 | FZD - LH plain | |
| 714F375 | NZD - LFIC cylinder - 7 pin CL3352 inside | | 712F215 | FZD - LH cylinder or button | |
| 596F825 | NZD - SFIC | | 712F385 | FZD - LH CL3352 inside | |
| 714F425 | NZD - SFIC CL3352 inside | | 712F225 | FZD - LH emergency key hole | |
| 690F975 | NZD - Schlage® LFIC | | 715F245 | FZD - LH Corbin Russwin LFIC - 6 pin | |
| 714F455 | NZD - Schlage® LFIC CL3352 inside | | 712F405 | FZD - LH Corbin Russwin LFIC - 6 pin CL3352 inside | |
| 578F435 | NZD - Sargent Fixed Core Cylinder | | 714F255 | FZD - LH Corbin Russwin LFIC - 7 pin | |
| 714F125 | NZD - Sargent Fixed Core Cylinder CL3352 Inside | | 712F415 | FZD - LH Corbin Russwin LFIC - 7 pin CL3352 inside | |
| 563F885 | AZD - Plain | | 712F265 | FZD - LH SFIC | |
| 563F895 | AZD - Cylinder or button | | 712F425 | FZD - LH SFIC CL3352 inside | |
| 714F005 | AZD - CL3352 inside | | 712F275 | FZD - LH Schlage® LFIC | |
| 563F905 | AZD - Emergency key hole | | 712F435 | FZD - LH Schlage® LFIC CL3352 inside | |
| 585F705 | AZD - Corbin Russwin LFIC - 6 pin | | 712F235 | FZD - LH Sargent Fixed Core Cylinder | |
| 714F305 | AZD - Corbin Russwin LFIC - 6 pin CL3352 inside | | 712F395 | FZD - LH Sargent Fixed Core Cylinder CL3352 Inside | |
| 600F425 | AZD - Corbin Russwin LFIC - 7 pin inside | | 712F505 | FZD - RH plain | |
| 714F315 | AZD - Corbin Russwin LFIC - 7 pin CL3352 inside | | 712F515 | FZD - RH cylinder or button | |
| 409F865 | AZD - SFIC | | 712F685 | FZD - RH CL3352 inside | |
| 540F625 | AZD - SFIC CL3352 inside | | 712F525 | FZD - RH emergency key hole | |
| 695F075 | AZD - Sargent Fixed Core Cylinder | | 712F545 | FZD - RH Corbin Russwin LFIC - 6 pin | |
| 714F035 | AZD - Sargent Fixed Core Cylinder CL3352 Inside | | 712F705 | FZD - RH Corbin Russwin LFIC - 6 pin CL3352 inside | |
| 799F505 | PZD - Plain | | 712F555 | FZD - RH Corbin Russwin LFIC - 7 pin CL3352 inside | |
| 799F515 | PZD - Cylinder or button | | 712F715 | FZD - RH Corbin Russwin LFIC - 7 pin CL3352 inside | |
| 799F535 | PZD - CL3352 inside | | 712F565 | FZD - RH SFIC | |
| 799F525 | PZD - Emergency key hole | | 712F725 | FZD - RH SFIC CL3352 inside | |
| 799F565 | PZD - Corbin Russwin LFIC - 6 pin | | 712F575 | FZD - Schlage® LFIC | |
| 799F575 | PZD - Corbin Russwin LFIC - 6 pin CL3352 inside | | 712F735 | FZD - Schlage® LFIC CL3352 inside | |
| 799F585 | PZD - Corbin Russwin LFIC - 7 pin | 712F535 | FZD - RH Sargent Fixed Core Cylinder | | |
| 799F595 | PZD - Corbin Russwin LFIC - 7 pin CL3352 inside | 712F695 | FZD - RH Sargent Fixed Core Cylinder CL3352 Inside | | |

LOCKSET PARTS

| PART NO. | DESCRIPTION | LIST PRICE | PART NO. | DESCRIPTION | LIST PRICE |
|----------------------------|---|------------|--|--|------------|
| LEVERS 2 1/4" DOORS | | | LEVERS 2 1/4" DOORS (Cont'd) | | |
| 684F825 | NZD - Plain | \$162.00 | 799F845 | PZD - SFIC | \$162.00 |
| 684F835 | NZD - Cylinder or button | | 799F855 | PZD - SFIC CL3352 inside | |
| 714F215 | NZD - CL3352 inside | | 799F865 | PZD - Schlage® LFIC | |
| 684F845 | NZD - Emergency key hole | | 799F875 | PZD - Schlage LFIC CL3352 inside | |
| 684F865 | NZD - Corbin Russwin LFIC - 6 pin | | 799F645 | PZD - Sargent Fixed Core Cylinder | |
| 714F545 | NZD - Corbin Russwin LFIC - 6 pin CL3352 inside | | 799F655 | PZD - Sargent Fixed Core Cylinder CL3352 Inside | |
| 685F875 | NZD - Corbin Russwin LFIC - 7 pin | | 712F305 | FZD - LH plain | |
| 714F555 | NZD - Corbin Russwin LFIC - 7 pin CL3352 inside | | 712F315 | FZD - LH cylinder or botton | |
| 684F885 | NZD - SFIC | | 712F445 | FZD - LH CL3352 inside | |
| 714F605 | NZD - SFIC CL3352 inside | | 712F325 | FZD - LH emergency key hole | |
| 690F985 | NZD - Schlage® LFIC | | 712F345 | FZD - Corbin Russwin LFIC - 6 pin | |
| 714F635 | NZD - Schlage® LFIC CL3352 inside | | 712F465 | FZD - Corbin Russwin LFIC - 6 pin CL3352 inside | |
| 684F855 | NZD - Sargent Fixed Core Cylinder | | 712F355 | FZD - Corbin Russwin LFIC - 7 pin | |
| 714F275 | NZD - Sargent Fixed Core Cylinder CL3352 Inside | | 712F475 | FZD - Corbin Russwin LFIC - 7 pin CL3352 inside | |
| 684F775 | AZD - Plain | | 712F365 | FZD - LH SFIC | |
| 684F785 | AZD - Cylinder or button | | 712F485 | FZD - LH SFIC CL3352 inside | |
| 714F155 | AZD - CL3352 inside | | 712F375 | FZD - LH Schlage® LFIC | |
| 684F795 | AZD - Emergency key hole | | 712F495 | FZD - LH Schlage® LFIC CL3352 inside | |
| 684F805 | AZD - Corbin Russwin LFIC - 6 pin | | 712F335 | FZD - LH Sargent Fixed Core Cylinder | |
| 714F485 | AZD - Corbin Russwin LFIC - 6 pin CL3352 inside | | 712F455 | FZD - LH Sargent Fixed Core Cylinder CL3352 Inside | |
| 684F815 | AZD - Corbin Russwin LFIC - 7 pin | | 712F605 | FZD - RH plain | |
| 714F495 | AZD - Corbin Russwin LFIC - 7 pin CL3352 inside | | 712F615 | FZD - RH cylinder or button | |
| 409F875 | AZD - SFIC | | 712F745 | FZD - RH CL3352 inside | |
| 540F685 | AZD - SFIC CL3352 inside | | 712F625 | FZD - RH emergency key hole | |
| 697F995 | AZD - Sargent Fixed Core Cylinder | | 712F645 | FZD - RH Corbin Russwin LFIC - 6 pin | |
| 714F185 | AZD - Sargent Fixed Core Cylinder CL3352 Inside | | 712F765 | FZD - RH Corbin Russwin LFIC - 6 pin CL3352 inside | |
| 799F605 | PZD - Plain | | 712F655 | FZD - RH Corbin Russwin LFIC - 7 pin | |
| 799F615 | PZD - Cylinder or button | | 712F775 | FZD - RH Corbin Russwin LFIC - 7 pin CL3352 inside | |
| 799F635 | PZD - CL3352 inside | | 712F665 | FZD - RH SFIC | |
| 799F625 | PZD - Emergency key hole | | 712F785 | FZD - RH SFIC CL3352 inside | |
| 799F665 | PZD - Corbin Russwin LFIC - 6 pin | | 712F675 | FZD - RH Schlage® LFIC | |
| 799F675 | PZD - Corbin Russwin LFIC - 6 pin CL3352 inside | | 712F795 | FZD - RH Schlage® LFIC CL3352 inside | |
| 799F685 | PZD - Corbin Russwin LFIC - 7 pin | 712F635 | FZD - RH Sargent Fixed Core Cylinder | | |
| 799F695 | PZD - Corbin Russwin LFIC - 7 pin CL3352 inside | 712F755 | FZD - RH Sargent Fixed Core Cylinder CL3352 Inside | | |

LOCKSET PARTS

| PART NO. | DESCRIPTION | LIST PRICE |
|---------------------------------------|--|------------|
| LATCH & STRIKE SCREW PACKS | | |
| 604F228 Fin | Latch & ANSI (4 7/8") strike - phillips head | \$10.20 |
| 604F238 Fin | Latch & ANSI (4 7/8") strike - spanner head | \$22.00 |
| 604F248 Fin | Latch & ANSI (4 7/8") strike - Torx head | |
| 604F268 Fin | Latch & T (2 3/4") strike - phillips head | \$10.20 |
| 604F278 Fin | Latch & T (2 3/4") strike - spanner head | \$22.00 |
| 604F288 Fin | Latch & T (2 3/4") strike - Torx head | |
| 480F688 Fin | Rabbetted Strike - phillips head | \$10.20 |
| 596F618 Fin | Rabbetted Strike - spanner head | \$22.00 |
| 596F628 Fin | Rabbetted Strike - Torx head | |
| MOUNTING SCREW PACKS | | |
| 682F608 | 1 3/4" - 2" doors (pre June 2004) | \$10.20 |
| 710F658 | 1 3/4" - 2" doors (after June 2004) | |
| 682F618 | Over 2" (pre June 2004) | \$15.00 |
| 710F668 | Over 2" (after June 2004) | |
| 682F628 | CL3380, CL3381 1 3/4" - 2" doors | \$10.20 |
| 682F638 | CL3380, CL3381 over 2" doors | \$15.00 |
| 682F64 Fin | CL3390, CL3391 1 3/4" - 2" phillips head | \$11.00 |
| 682F67 Fin | CL3390, CL3391 1 3/4" - 2" spanner head | \$22.00 |
| 682F68 Fin | CL3390, CL3391 1 3/4" - 2" Torx head | |
| 682F65 Fin | CL3390, CL3391 over 2" phillips head | \$69.00 |
| 682F86 Fin | CL3390, CL3391 over 2" spanner head | |
| 682F87 Fin | CL3390, CL3391 over 2" Torx head | \$15.00 |
| 684F44 Fin | CL3350 Half Dummy Trim - phillips head | |
| 684F45 Fin | CL3350 Half Dummy Trim - spanner head | \$69.00 |
| 684F46 Fin | CL3350 Half Dummy Trim - Torx head | |
| 684F528 | CL3370 Half Dummy Trim | \$10.20 |
| BUTTONS | | |
| 585F76 Fin | Turnbutton CL3351 | \$31.00 |
| 585F77 Fin | Pushbutton CL3320, CL3320H, CL3320TO, CL3340, CL3361, CL3375 | |
| 585F78 Fin | Hotel button CL3329 | |
| 585F79 Fin | Slotted button CL3393 | |

| PART NO. | DESCRIPTION | LIST PRICE |
|-------------------------------------|--|------------|
| FRONT PLATE RABBETTED STRIKE | | |
| 315F93 Fin* | 606, 612, 619, 626, 605, 611, 613, 625 | \$89.00 |
| RABBETTED STRIKE | | |
| 315F94 Fin* | 606, 612, 619, 626, 605, 611, 613, 625 | \$89.00 |
| 601F283 Fin* | Rabbetted Strike & Front | \$136.00 |

| ROSES | | |
|--------------|--|----------|
| 678F25 Fin | Rose | \$70.00 |
| 598F59 Fin | Blank Rose | \$44.00 |
| 710F618 | Rose liner I/S 1 3/4" - 2" after June 2004 | \$10.20 |
| 710F628 | Rose liner I/S over 2" after June 2004 | |
| 678F248 | Rose liner O/S 1 3/4" - 2" | |
| 678F498 | Rose liner O/S over 2" | |
| 586F51 Fin | Thumbturn ass'y 1 3/4" - 2" | \$134.00 |
| 686F88 Fin | Thumbturn ass'y over 2" | |
| 682F788 | Rose liner CL3380, CL3381 | \$42.00 |

| STRIKES - 4 7/8" ANSI CURVED LIP | | |
|---|-------------------|---------|
| 217L13M016 | 1" Lip Length | \$36.00 |
| 217L13M018 | 1 1/8" Lip Length | |
| 217L13M020 | 1 1/4" Lip Length | |
| 217L13M022 | 1 3/8" Lip Length | |
| 217L13M024 | 1 1/2" Lip Length | |
| 217L13M028 | 1 3/4" Lip Length | |
| 217L13M032 | 2" Lip Length | |
| 217L13M036 | 2 1/4" Lip Length | |
| 217L13M040 | 2 1/2" Lip Length | |
| 217L13M044 | 2 3/4" Lip Length | |
| 217L13M048 | 3" Lip Length | |

| STRIKES - 2 3/4" T- CURVED LIP | | |
|---------------------------------------|-------------------|---------|
| 586L19M016 | 1" Lip Length | \$36.00 |
| 586L19M018 | 1 1/8" Lip Length | |
| 586L19M020 | 1 1/4" Lip Length | |
| 586L19M022 | 1 3/8" Lip Length | |
| 586L19M024 | 1 1/2" Lip Length | |
| 586L19M028 | 1 3/4" Lip Length | |
| 586L19M032 | 2" Lip Length | |
| 586L19M036 | 2 1/4" Lip Length | |
| 586L19M040 | 2 1/2" Lip Length | |
| 586L19M044 | 2 3/4" Lip Length | |
| 586L19M048 | 3" Lip Length | |

| PART NO. | DESCRIPTION | LIST PRICE |
|-----------------------------------|---------------------------------|-------------------|
| BUTTONS | | ALL FINISH |
| 585F762 | CL3551 (Turn Button) | \$31.00 |
| 585F772 | CL3520, 61 (Push Button) | |
| CASSETTE HOUSING O/S | | NO FINISH |
| 796F378 | Standard | \$45.00 |
| 686F858 | CL3550, 70 | \$162.00 |
| CASSETTE HOUSING I/S | | NO FINISH |
| 796F408 | CL3580, 81 | \$31.00 |
| 686F868 | CL3570 | \$148.00 |
| 796F398 | Standard I/S Spring Housing | \$25.00 |
| CHASSIS ASSEMBLY, STANDARD | | NO FINISH |
| 796F208 | CL3510 | \$141.00 |
| 796F218 | CL3520, 61 | \$196.00 |
| 796F248 | CL3580 | |
| 796F228 | CL3551, 57 | |
| 796F238 | CL3555 | |
| 796F258 | CL3581 | |
| 796F268 | CL3582 | \$266.00 |
| CHASSIS ASSEMBLY, LFIC | | NO FINISH |
| 796F318 | CL3561 | \$196.00 |
| 796F328 | CL3551, 57 | |
| 796F338 | CL3555 | \$210.00 |
| 796F358 | CL3581 | \$234.00 |
| 796F368 | CL3582 | \$275.00 |
| CYLINDER PARTS | | NO FINISH |
| 622F308 | Tailpiece 6-Pin | \$4.30 |
| 682F298 | Tailpiece 7-pin | |
| 682F398 | M06 - Schlage® tailpiece kit | \$27.00 |
| 682F969 | M09 - Sargent® tailpiece kit | |
| 631F248 | C6/C7 - LFIC tailpiece kit | \$10.20 |
| 682F958 | M08 - SFIC kit | |
| 697F942 | M69 - Schlage® IC tailpiece kit | \$36.00 |
| HOUSING ASSEMBLIES | | |
| 796F388 | Housing Assembly, I/S, D134 | \$23.00 |
| 796F398 | Housing Assembly, I/S, D138 | \$25.00 |

| PART NO. | DESCRIPTION | LIST PRICE |
|--|--|-------------------|
| LATCH ASSEMBLY | | ALL FINISH |
| Deadlocking Latches | | |
| 599F92 | 2-3/8" backset x 1" front | \$97.00 |
| 599F95 | 2-3/8" backset x 1" round corner | |
| 599F98 | 2-3/8" backset x 1-1/8" front | |
| 600F01 | 2-3/8" backset x 1-1/8" round corner | |
| 600F04 | 2-3/4" backset x 1" front | |
| 600F07 | 2-3/4" backset x 1" round corner | |
| 600F10 | 2-3/4" backset x 1-1/8" front | |
| 600F13 | 2-3/4" backset x 1-1/8" round corner | |
| 600F63 | 3-3/4" backset x 1-1/8" front | |
| 600F66 | 3-3/4" backset x 1-1/8" round corner | |
| 600F69 | 5" backset x 1-1/8" front | \$134.00 |
| 600F72 | 5" backset x 1-1/8" round corner | |
| Deadlocking Latches with Release (CL3520) | | |
| 599F93 | 2-3/8" backset x 1" front | \$97.00 |
| 599F96 | 2-3/8" backset x 1" round corner | |
| 599F99 | 2-3/8" backset x 1-1/8" front | |
| 600F02 | 2-3/8" backset x 1-1/8" round corner | |
| 600F05 | 2-3/4" backset x 1" front | |
| 600F08 | 2-3/4" backset x 1" round corner | |
| 600F11 | 2-3/4" backset x 1-1/8" front | |
| 600F14 | 2-3/4" backset x 1-1/8" round corner | |
| 600F64 | 3 3/4" backset x 1 1/8" front | \$134.00 |
| 600F67 | 3-3/4" backset x 1-1/8" round corner | |
| 600F70 | 5" backset x 1 1/8" front | |
| 600F73 | 5" backset x 1-1/8" round corner | |
| Plain Spring Latches (CL3510) | | |
| 599F91 | 2-3/8" backset x 1" front | \$97.00 |
| 599F94 | 2-3/8" backset x 1" rounded corner | |
| 599F97 | 2-3/8" backset x 1-1/8" front | |
| 600F00 | 2-3/8" backset x 1-1/8" rounded corner | |
| 600F03 | 2-3/4" backset x 1" front | |
| 600F06 | 2-3/4" backset x 1" rounded corner | |
| 600F09 | 2-3/4" backset x 1-1/8" front | |
| 600F12 | 2-3/4" backset x 1-1/8" rounded corner | |
| 600F62 | 3-3/4" backset x 1-1/8" front | \$134.00 |
| 600F65 | 3-3/4" backset x 1-1/8" rounded corner | |
| 600F68 | 5" backset x 1-1/8" front | |
| 600F71 | 5" backset x 1-1/8" rounded corner | |

CL3500 Cylindrical Lock Series Heavy-Duty Lever Lockset

USA & Canada Prices Effective March 1, 2024

| PART NO. | DESCRIPTION | LIST PRICE |
|----------------------------|-----------------------------|-------------------|
| LEVERS | | ALL FINISH |
| 598F815 | AZD x plain | \$133.00 |
| 598F825 | AZD x cylinder or button | |
| 598F835 | AZD x emergency hole | |
| 598F905 | AZD x C6 LFIC 6-pin | |
| 599F275 | AZD x C7 LFIC 7-pin | |
| 409F905 | AZD x M08 SFIC | |
| 797F845 | NZD x plain | |
| 797F855 | NZD x cylinder or button | |
| 797F865 | NZD x emergency hole | |
| 797F875 | NZD x M09 Sargent® cylinder | |
| 797F915 | NZD x C6 LFIC 6-pin | |
| 797F925 | NZD x C7 LFIC 7-pin | |
| 797F935 | NZD x M69 Schlage LFIC | |
| 797F945 | NZD x M08 SFIC | |
| 798F115 | PZD x plain | |
| 798F125 | PZD x cylinder or button | |
| 798F135 | PZD x emergency hole | |
| 798F145 | PZD x M09 Sargent® cylinder | |
| 798F155 | PZD x C6 LFIC 6-pin | |
| 798F165 | PZD x C7 LFIC 7-pin | |
| 798F175 | PZD x M69 Schlage® LFIC | |
| 798F185 | PZD x M08 SFIC | |
| LEVER INSERT | | ALL FINISH |
| 598F809 | Standard | \$4.30 |
| MOUNTING SCREW PACK | | |
| 796F118 | Standard | \$7.10 |
| 797F828 | Standard - CL3580, 81 | \$19.00 |
| 684F448 | CL3550 (ALL FINISH) | \$15.00 |
| 684F528 | CL3570 | \$10.20 |

| PART NO. | DESCRIPTION | LIST PRICE |
|---|-------------------------|-------------------|
| ROSES | | ALL FINISH |
| 678F252 | Standard | \$70.00 |
| 598F592 | Blank - CL3580, 81 | \$44.00 |
| ROSE LINER O/S | | NO FINISH |
| 678F248 | Standard | \$10.20 |
| 682F788 | CL3580, 81 | \$42.00 |
| SCREW PACKS FOR LATCH & STRIKE | | |
| 604F228 | For Latch & ANSI Strike | \$10.20 |
| 604F268 | For Latch & (T strike) | |
| STRIKES | | NO FINISH |
| ANSI Curved Lip Strike | | |
| 217L13M016 | 1" Lip Length | \$36.00 |
| 217L13M018 | 1-1/8" Lip Length | |
| 217L13M020 | 1-1/4" Lip Length | |
| 217L13M022 | 1-3/8" Lip Length | |
| 217L13M024 | 1-1/2" Lip Length | |
| 217L13M028 | 1-3/4" Lip Length | |
| 217L13M032 | 2" Lip Length | |
| 217L13M036 | 2-1/4" Lip Length | |
| 217L13M040 | 2-1/2" Lip Length | |
| 217L13M044 | 2-3/4" Lip Length | |
| 217L13M048 | 3" Lip Length | |
| STRIKE BOX | | NO FINISH |
| 025F858 | Curved lip (T strike) | \$5.80 |

CL3800 PARTS

| PART NO. | DESCRIPTION | LIST PRICE |
|-----------------------------------|----------------------------------|-------------------|
| BUTTONS | | ALL FINISH |
| 585F762 | CL3851 (Turn Button) | \$31.00 |
| 585F772 | CL3820, 40, 61 (Push Button) | |
| CASSETTE HOUSING O/S | | NO FINISH |
| 796F378 | Standard | \$45.00 |
| 686F858 | CL3850, 70 | \$162.00 |
| CASSETTE HOUSING I/S | | NO FINISH |
| 796F398 | Standard - 1-3/8" to 1-7/8" door | \$25.00 |
| 797F808 | D214 - 2" to 2-1/4" door | \$31.00 |
| 796F408 | CL3880, 81 | \$31.00 |
| 686F868 | CL3870 | \$148.00 |
| CHASSIS ASSEMBLY, STANDARD | | NO FINISH |
| 797F618 | CL3810 | \$79.00 |
| 797F628 | CL3820, 61 | \$90.00 |
| 797F658 | CL3880 | \$79.00 |
| 797F668 | CL3851, 57 | \$95.00 |
| 797F688 | CL3855 | |
| CHASSIS ASSEMBLY, IC | | NO FINISH |
| 797F638 | CL3861 | \$92.00 |
| 797F678 | CL3851, 57 | \$97.00 |
| 797F698 | CL3855 | |

| PART NO. | DESCRIPTION | LIST PRICE | |
|--|--|-------------------|----------|
| CYLINDER PARTS | | NO FINISH | |
| 622F308 | Tailpiece 6-Pin | \$4.30 | |
| 682F298 | Tailpiece 7-pin | \$4.30 | |
| 682F398 | M06 - Schlage® tailpiece kit | \$27.00 | |
| 682F969 | M09 - SARGENT® tailpiece kit | | |
| 631F248 | C6/C7 - LFIC tailpiece kit | \$10.20 | |
| 682F958 | M08 - SFIC kit | \$10.20 | |
| 697F942 | M69 - Schlage® LFIC tailpiece kit | \$36.00 | |
| LATCH ASSEMBLY | | ALL FINISH | |
| Deadlocking Latches | | | |
| 599F92 | 2-3/8" backset x 1" front | \$97.00 | |
| 599F95 | 2-3/8" backset x 1" rounded corner | | |
| 599F98 | 2-3/8" backset x 1-1/8" front | | |
| 600F01 | 2-3/8" backset x 1-1/8" rounded corner | | |
| 600F04 | 2-3/4" backset x 1" front | | |
| 600F07 | 2-3/4" backset x 1" rounded corner | | |
| 600F10 | 2-3/4" backset x 1-1/8" front | | |
| 600F13 | 2-3/4" backset x 1-1/8" rounded corner | | |
| 600F63 | 3-3/4" backset x 1-1/8" front | | \$134.00 |
| 600F66 | 3-3/4" backset x 1-1/8" rounded corner | | |
| 600F69 | 5" backset x 1-1/8" front | | |
| 600F72 | 5" backset x 1-1/8" rounded corner | | |
| Deadlocking Latches with Release (CL3810) | | | |
| 599F93 | 2-3/8" backset x 1" front | \$97.00 | |
| 599F96 | 2-3/8" backset x 1" rounded corner | | |
| 599F99 | 2-3/8" backset x 1-1/8" front | | |
| 600F02 | 2-3/8" backset x 1-1/8" rounded corner | | |
| 600F05 | 2-3/4" backset x 1" front | | |
| 600F08 | 2-3/4" backset x 1" rounded corner | | |
| 600F11 | 2-3/4" backset x 1-1/8" front | | |
| 600F14 | 2-3/4" backset x 1-1/8" rounded corner | | |
| 600F64 | 3 3/4" backset x 1 1/8" front | \$134.00 | |
| 600F67 | 3-3/4" backset x 1-1/8" rounded corner | | |
| 600F70 | 5" backset x 1 1/8" front | | |
| 600F73 | 5" backset x 1-1/8" rounded corner | | |
| Plain Spring Latches (CL3810) | | | |
| 599F91 | 2-3/8" backset x 1" front | \$97.00 | |
| 599F94 | 2-3/8" backset x 1" rounded corner | | |
| 599F97 | 2-3/8" backset x 1-1/8" front | | |
| 600F00 | 2-3/8" backset x 1-1/8" rounded corner | | |
| 600F03 | 2-3/4" backset x 1" front | | |
| 600F06 | 2-3/4" backset x 1" rounded corner | | |
| 600F09 | 2-3/4" backset x 1-1/8" front | | |
| 600F12 | 2-3/4" backset x 1-1/8" rounded corner | | |
| 600F62 | 3-3/4" backset x 1-1/8" front | \$134.00 | |
| 600F65 | 3-3/4" backset x 1-1/8" rounded corner | | |
| 600F68 | 5" backset x 1-1/8" front | | |
| 600F71 | 5" backset x 1-1/8" rounded corner | | |

CL3800 PARTS

| PART NO. | DESCRIPTION | LIST PRICE |
|---|-----------------------------|-------------------|
| LEVERS 1-3/8" to 1-7/8" Doors | | ALL FINISH |
| 598F815 | AZD x plain | \$133.00 |
| 598F825 | AZD x cylinder or button | |
| 598F835 | AZD x emergency hole | |
| 598F905 | AZD x C6 LFIC 6-pin | |
| 599F275 | AZD x C7 LFIC 7-pin | |
| 409F905 | AZD x M08 SFIC | |
| 797F845 | NZD x plain | |
| 797F855 | NZD x cylinder or button | |
| 797F865 | NZD x emergency hole | |
| 797F875 | NZD x M09 Sargent® cylinder | |
| 797F915 | NZD x C6 LFIC 6-pin | |
| 797F925 | NZD x C7 LFIC 7-pin | |
| 797F935 | NZD x M69 Schlage LFIC | |
| 797F945 | NZD x M08 SFIC | |
| 798F115 | PZD x plain | |
| 798F125 | PZD x cylinder or button | |
| 798F135 | PZD x emergency hole | |
| 798F145 | PZD x M09 Sargent® cylinder | |
| 798F155 | PZD x C6 LFIC 6-pin | |
| 798F165 | PZD x C7 LFIC 7-pin | |
| 798F175 | PZD x M69 Schlage® LFIC | |
| 798F185 | PZD x M08 SFIC | |
| LEVERS 2" to 2-1/4" Doors - D214 | | ALL FINISH |
| 684F775 | AZD x plain | \$162.00 |
| 684F785 | AZD x cylinder or button | |
| 684F795 | AZD x emergency hole | |
| 684F805 | AZD x C6 LFIC 6-pin | |
| 684F815 | AZD x C7 LFIC 7-pin | |
| 409F875 | AZD x M08 SFIC | |
| 684F825 | NZD x plain | |
| 684F835 | NZD x cylinder or button | |
| 684F845 | NZD x emergency hole | |
| 684F855 | NZD x M09 Sargent® cylinder | |
| 684F865 | NZD x C6 LFIC 6-pin | |
| 684F875 | NZD x C7 LFIC 7-pin | |
| 690F985 | NZD x M69 Schlage® LFIC | |
| 684F885 | NZD x M08 SFIC | |
| 798F215 | PZD x plain | |
| 798F225 | PZD x cylinder or button | |
| 798F235 | PZD x emergency hole | |
| 798F245 | PZD x M09 Sargent® cylinder | |
| 798F255 | PZD x C6 LFIC 6-pin | |
| 798F265 | PZD x C7 LFIC 7-pin | |
| 798F275 | PZD x M69 Schlage® LFIC | |
| 798F285 | PZD x M08 SFIC | |

| PART NO. | DESCRIPTION | LIST PRICE |
|--|---|-------------------|
| LEVER INSERT | | ALL FINISH |
| 598F809 | Standard - 1-3/8" to 1-7/8" door | \$4.30 |
| 684F539 | D214 - 2" to 2-1/4" door | \$64.00 |
| MOUNTING SCREW PACK | | |
| 796F118 | Standard - 1-3/8" to 1-7/8" door | \$7.10 |
| 797F818 | D214 - 2" to 2-1/4" door | \$25.00 |
| 797F828 | Standard - CL3880, 81, 90, 91 | \$19.00 |
| 797F838 | D214 - CL3880, 81, 90, 91 | \$25.00 |
| 684F448 | CL3850 (ALL FINISH) | \$15.00 |
| 684F528 | CL3870 | \$10.20 |
| ROSES | | ALL FINISH |
| 678F252 | Standard | \$70.00 |
| 598F592 | Blank - CL3880, 81 | \$44.00 |
| ROSE LINER O/S | | NO FINISH |
| 678F248 | Standard - 1-3/8" to 1-7/8" door | \$10.20 |
| 678F498 | D214 - 2" to 2-1/4" door | |
| 682F788 | CL3880, 81 | \$42.00 |
| SCREW PACK FOR LATCH & STRIKE | | ALL FINISH |
| 604F228 | For Latch & ANSI Strike | \$10.20 |
| 604F268 | For Latch & 'T' or Full Lip Strike | \$10.20 |
| STRIKES* | | ALL FINISH |
| 680L52 | ANSI Curved Lip Blank Strike | \$36.00 |
| 586L19 | T-Strike | |
| 680L50 | Full Lip Strike | |
| 680L51 | Full Lip Strike 1/4" Radius (Available Only 1-1/4" Lip) | \$23.00 |
| STRIKE BOX | | NO FINISH |
| 025F858 | Curved lip (T strike) | \$5.80 |
| THUMBTURNS | | ALL FINISH |
| 586F512 | Standard - 91 | \$134.00 |
| 686F882 | D214 - 91 | |

*Specify length and finish

| LOCKSET PARTS | | | | | |
|-------------------------------|--|------------|------------------------------|-------------------|------------|
| PART NO. | DESCRIPTION | LIST PRICE | PART NO. | DESCRIPTION | LIST PRICE |
| SCREW PACKET | | | STRIKE (Cont'd) | | |
| 605, 613E, 630 | | | Curved Lip Box Strike | | |
| 556F558 | for CK4350 †Order 50- | \$4.30 | 586L19M016 | 1" Lip Length | \$36.00 |
| 604F268 | for curved lip strike | \$10.20 | 586L19M018 | 1-1/8" Lip Length | |
| 604F278 | for curved lip strike x spanner head (M02) | \$22.00 | 586L19M020 | 1-1/4" Lip Length | |
| 604F288 | for curved lip strike x Torx® head (M04) | | | | |
| 604F238 | for spanner head (M02) | | | | |
| 480F68 | for SR118 | \$8.80 | 586L19M024 | 1-1/2" Lip Length | |
| 596F618 | for SR118 & spanner head (M02) | \$22.00 | 586L19M028 | 1-3/4" Lip Length | |
| 596F628 | for SR118 & Torx head (M04) | | | | |
| 604F228 | standard | \$10.20 | 586L19M032 | 2" Lip Length | |
| 604F248 | for Torx head (M04) | \$22.00 | 586L19M036 | 2-1/4" Lip Length | |
| 224F008* | Screw, Sems Assembly #8 -32 X 1-1/4" †Order 100- | \$4.30 | 586L19M040 | 2-1/2" Lip Length | |
| STRIKE | | | 586L19M044 | 2-3/4" Lip Length | |
| 605, 613E, 630 | | | 586L19M048 | 3" Lip Length | |
| ANSI Curved Lip Strike | | | | | |
| 217L13M016 | 1" Lip Length | \$36.00 | | | |
| 217L13M018 | 1-1/8" Lip Length | | | | |
| 217L13M020 | 1-1/4" Lip Length | | | | |
| 217L13M022 | 1-3/8" Lip Length | | | | |
| 217L13M024 | 1-1/2" Lip Length | | | | |
| 217L13M028 | 1-3/4" Lip Length | | | | |
| 217L13M032 | 2" Lip Length | | | | |
| 217L13M036 | 2-1/4" Lip Length | | | | |
| 217L13M040 | 2-1/2" Lip Length | | | | |
| 217L13M044 | 2-3/4" Lip Length | | | | |
| 217L13M048 | 3" Lip Length | | | | |

†Sold only in multiples of the number indicated. Price is each.

CK4800 Series Standard Cylindrical Locksets

USA & Canada Prices Effective March 1, 2024 – Added 12/20/22

CK4800 SERIES

| PART NO. | DESCRIPTION | LIST PRICE |
|-----------------------------------|---------------------------------|---------------------|
| STRIKES AND WROUGHT BOX | | |
| ANSI TYPE | | ALL FINISHES |
| 217L13M016 | 1" Lip to Center | \$36.00 |
| 217L13M018 | 1-1/8" Lip to Center | |
| 217L13M020 | 1-1/4" Lip to Center (standard) | |
| 217L13M022 | 1-3/8" Lip to Center | |
| 217L13M024 | 1-1/2" Lip to Center | |
| 217L13M028 | 1-3/4" Lip to Center | |
| 217L13M032 | 2" Lip to Center | |
| 217L13M036 | 2-1/4" Lip to Center | |
| 217L13M040 | 2-1/2" Lip to center | |
| 217L13M044 | 2-3/4" Lip to Center | |
| 217L13M048 | 3" Lip to Center | |
| CURVED LIP BOX TYPE STRIKE | | |
| 586L19M016 | 1" Lip Length | \$36.00 |
| 586L19M018 | 1-1/8" Lip Length | |
| 586L19M020 | 1-1/4" Lip Length | |
| 586L19M022 | 1-3/8" Lip Length | |
| 586L19M024 | 1-1/2" Lip Length | |
| 586L19M028 | 1-3/4" Lip Length | |
| 586L19M032 | 2" Lip Length | |
| 586L19M036 | 2-1/4" Lip Length | |
| 586L19M040 | 2-1/2" Lip Length | |
| 586L19M044 | 2-3/4" Lip Length | |
| 586L19M048 | 3" Lip Length | |
| STRIKE | | |
| 680L50 | Full Lip Strike | \$23.00 |

| PART NO. | DESCRIPTION | LIST PRICE |
|-----------------------|----------------------------|---------------------|
| ROSE | | NO FINISH |
| 579F11 | Screw Packet & Strike Box | \$8.80 |
| LATCH ASSEMBLY | | ALL FINISHES |
| 2-3/8" Backset | | \$58.00 |
| 881F490 | Plain, square corner | |
| 881F480 | Deadlocking, square corner | |
| 2-3/4" Backset | | |
| 881F470 | Plain, square corner | |
| 881F460 | Deadlocking, square corner | |

| LOCKSET PARTS | | | | | | |
|----------------------------|--------------------------------------|-------------------|----------------------------|---------------------------|-------------------|----------|
| PART NO. | DESCRIPTION | LIST PRICE | PART NO. | DESCRIPTION | LIST PRICE | |
| BUSHING | | | HUB SPACER | | | |
| NO FINISH | | | NO FINISH | | | |
| 194F228 | Bushing | \$5.80 | 060F338 | for UT5210, 61 | †Order 50- \$4.30 | |
| BUTTON ASSEMBLY | | | LEVER | | | |
| 612, 613, 619, 625, 626 | | | 612, 613, 619, 625, 626 | | | |
| 022F80 | for UT5220 | \$81.00 | 070F428 | for UT5220 | †Order 50- \$4.30 | |
| 157F11 | for UT5251 | | 070F438 | for UT5220 | †Order 50- \$7.10 | |
| 156F43 | for UT5261 | | 606F038 | for UT5255 | \$4.30 | |
| CHASSIS COVER | | | NO FINISH | | | |
| 138F888 | Chassis Cover | \$10.20 | 067F428 | for UT5257 | \$5.80 | |
| CHASSIS | | | LEVER | | | |
| 612, 613, 619, 625, 626 | | | 612, 613, 619, 625, 626 | | | |
| 496F33 | for UT5210 | \$476.00 | 582F122 | cyl/button LH | \$296.00 | |
| 496F34 | for UT5220 | | 582F112 | cyl/button RH | | |
| 496F32 | for UT5251, 55, 57, 72 | | 582F142 | cyl/button LH tactile | | |
| 198F71 | for UT5261 | | 582F132 | cyl/button RH tactile | | |
| 381F30 | for UT5282 | | 489F892 | LFIC 6-pin LH | | |
| CORE HOUSING | | | NO FINISH | | | |
| 342F052 | for 6-pin LFIC | \$18.00 | 489F882 | LFIC 6-pin RH | \$307.00 | |
| 442F952 | for 7-pin LFIC | \$15.00 | 549F362 | LFIC 6-pin LH tactile | | |
| 613F352 | for 6/7 pin Best-type LFIC | \$15.00 | 549F352 | LFIC 6-pin RH tactile | \$307.00 | |
| COUPLING | | | NO FINISH | | | |
| 131F278 | Coupling | \$80.00 | 613F232 | LFIC 7-pin LH | \$296.00 | |
| EMERGENCY KEY | | | NO FINISH | | | |
| 679F818 | for UT5220 | \$4.30 | 613F222 | LFIC 7-pin RH | \$307.00 | |
| ESCUTCHEON | | | 612, 613, 619, 625, 626 | | | |
| 144F33 | for inside lever | \$230.00 | 613F252 | LFIC 7-pin LH tactile | \$307.00 | |
| 415F16 | for outside knob | | 613F242 | LFIC 7-pin RH tactile | | |
| 144F34 | for outside lever | | 613F112 | plain LH | \$296.00 | |
| 605F90 | for inside lever, lead lined | | 613F102 | plain RH | | |
| 301F567 | for outside lever, ext. lip 630 only | | 613F152 | plain LH tactile | | |
| GRIP RETAINER | | | NO FINISH | | | |
| 078F078 | Grip Retainer | †Order 50- \$4.30 | 613F142 | plain RH tactile | | \$296.00 |
| HUB | | | NO FINISH | | | |
| 060F428 | for all but UT5255 | \$5.80 | 613F132 | priv. key hole LH | \$328.00 | |
| 071F628 | for UT5210 | \$7.10 | 613F122 | priv. key hole RH | | |
| 081F778 | for UT5220 | \$8.80 | 613F172 | priv. key hole LH tactile | | |
| 147F078 | for UT5251, 55, 72 | \$5.80 | 613F162 | priv. key hole RH tactile | | |
| 140F978 | for UT5251, 57, 72 | | 613F432 | SFIC prep LH | | |
| 071F638 | for UT5257 | | 613F422 | SFIC prep RH | | |
| LEVER INSERT | | | NO FINISH | | | |
| 613F029 | Lever Insert | †Order 50- \$4.30 | LEVER SPRING ANCHOR | | | |
| LEVER SPRING ANCHOR | | | NO FINISH | | | |
| 171F798 | Lever Spring Anchor | \$25.00 | PIN | | | |
| PIN | | | NO FINISH | | | |
| 019F137 | Pin, Spindle Drive | †Order 50- | \$4.30 | | | |
| 156F837 | Pin, UT5261 shank | †Order 50- | | | | |
| 286F507 | Pin, UT5282 spindle | †Order 50- | | | | |

†Sold only in multiples of the number indicated. Price is each.

UT5200 Series Pre-Assembled Unit Locksets

USA & Canada Prices Effective March 1, 2024

| PART NO. | DESCRIPTION | LIST PRICE |
|--------------------------------------|---|------------|
| PLUG DRIVER NO FINISH | | |
| 144F888 | Plug Driver & Spindle Assembly UT5282 | \$60.00 |
| 168F818 | Plug Driver Assembly | \$37.00 |
| 144F298 | Plug Driver UT5251, 57, 72 | \$23.00 |
| 606F018 | Plug Driver UT5255 | \$22.00 |
| 145F328 | Plug Driver UT5282 | \$60.00 |
| RETAINING RING NO FINISH | | |
| 251F198 | Retaining Ring for UT5282 Spindle †Order 100- | \$4.30 |
| SCREW 612, 619, 626, 613, 625 | | |
| 480F70 | Screw Pkt. (strike mount'g) †Order 20- | \$4.30 |
| No Finish | | |
| 249F768 | Screw, Fixed Escutcheon †Order 50- | \$4.30 |
| 092F789 | Screw, Strike Adjustment (nylon) †Order 50- | |
| SHANK, LEVER NO FINISH | | |
| 102F198 | for UT5210, 57 outside | \$70.00 |
| 102F378 | for UT5220 inside | |
| 114F678 | for UT5220 outside | |
| 188F758 | for UT5251, 57, 72 outside | |
| 188F738 | for UT5251, 72 inside | \$80.00 |
| 605F768 | for UT5255 inside | \$73.00 |
| 605F778 | for UT5255 outside | \$73.00 |
| 156F658 | for UT5261 inside | \$129.00 |
| 156F648 | for UT5261 outside | \$88.00 |
| 102F278 | for UT5282 inside | \$73.00 |
| 287F608 | for UT5282 outside | \$108.00 |
| SHANK RETAINER NO FINISH | | |
| 242F508 | for lever †Order 50- | \$4.30 |

| PART NO. | DESCRIPTION | LIST PRICE |
|----------------------------------|--|------------|
| SPINDLE NO FINISH | | |
| 201F188 | for UT5220 | \$11.00 |
| 144F308 | for UT5251, 72 | \$11.00 |
| 606F028 | for UT5255 | \$11.00 |
| 335F988 | for UT5257 | \$16.00 |
| SPRING NO FINISH | | |
| 022F723 | Spring, Button UT5220, 61 †Order 50- | \$4.30 |
| 103F458 | Spring, Lever Return LH | \$15.00 |
| 103F448 | Spring, Lever Return RH | \$15.00 |
| 060F053 | Spring, Shoe UT5220, 61 †Order 100- | \$4.30 |
| 071F673 | Spring, Spindle for UT5220 †Order 100- | \$4.30 |
| 249F773 | Spring, Spindle for UT5251, 55, 57, 72 †Order 100- | \$4.30 |
| 261F118 | Spring, Spindle for UT5282 †Order 100- | \$4.30 |
| STRIKE 612, 613, 625, 626 | | |
| 236L75M020 | ANSI curved lip | \$35.00 |
| 610L44 | ANSI straight lip | |
| 610L43 | ANSI straight lip for ext. esc. | |
| 083L96M032 | curved lip box, 2" | |
| 083L96M036 | curved lip box, 2-1/4" | |
| 083L96M034 | curved lip box, 2-1/8" (std) | |
| 083L96M040 | curved lip box, 2-1/2" | |
| 083L96M048 | curved lip box, 3" | |
| 293L14 | curved lip box for ext. lip esc. | |
| 082L67 | pairs of doors | |
| THROUGHBOLT | | |
| 222F85 | Regular | \$8.80 |
| 223F29 | Spanner head | \$8.80 |
| THROW MEMBER NO FINISH | | |
| 320F442 | for SFIC core | \$10.20 |
| 342F032 | for Corbin Russwin core | \$10.20 |

† Sold only in multiples of the number indicated. Price is each.

Padlocks and Deadlocks

| PADLOCKS | | | |
|-------------------------------------|--|------------|------------------|
| PART NO. | DESCRIPTION | LIST PRICE | SOLD IN MULT. OF |
| 422L842144 | Chain & clevis, 9" brass | \$31.00 | 1 |
| 422L848144 | Chain & clevis, 9" steel | \$29.00 | 1 |
| 303F242 | Pin chamber cap | \$4.30 | 100 |
| 228F348 | Plug retainer, oversize Spirol pin | | 100 |
| 244F647 | Plug retainer, standard solid pin | | 20 |
| 405F772 | Security disc | | 50 |
| 756F963 | Throw member, LFIC models | | \$14.00 |
| DL4100 SERIES DEADLOCK PARTS | | | |
| PART NO. | DESCRIPTION | LIST PRICE | SOLD IN MULT. OF |
| 796F46 x Fin | Outside Front | \$129.00 | |
| 796F30 x Fin | Thumbturn Assembly | \$107.00 | |
| 791F51 x Fin | Ergonomic Thumbturn Assembly | \$97.00 | |
| Mouting Packs: | | | |
| 791F82 Fin | Screw Pack - Standard Strike | \$31.00 | |
| 791F83 Fin | Spanner Head crew Pack - Standard Strike | \$22.00 | |
| 791F84 Fin | Torx Head Screw Pack - Standard Strike | | |
| 791F85 Fin | Screw Pack - ANSI Strike | \$7.10 | |
| 791F86 Fin | Spanner Head crew Pack - ANSI Strike | \$22.00 | |
| 791F87 Fin | Torx Head Screw Pack - ANSI Strike | | |
| Strikes: | | | |
| 796F43 | Standard Strike | \$21.00 | |
| 240L08018 | ANSI Strike 1-3/4" Door | \$31.00 | |
| 240L08020 | ANSI Strike 2" Door | | |
| 240L08022 | ANSI Strike 2-1/4" Door | | |
| 466F279 | Strike Box | \$16.00 | |

| DL3000 SERIES DEADLOCKS | | | |
|--------------------------------|--|------------|------------------|
| PART NO. | DESCRIPTION | LIST PRICE | SOLD IN MULT. OF |
| 261F298 | Allen wrench 5/64" | \$5.80 | 10 |
| 467F36 | Bolt front | \$25.00 | 1 |
| 467F345 | Cylinder housing | \$75.00 | 1 |
| 467F338 | Cylinder housing screw | \$4.30 | 20 |
| 480F708 | Screw pack for ANSI strike | \$4.30 | 20 |
| 480F69 | Screw pack for strikes 424F83 and 394F19 | \$5.80 | 20 |
| 283F81 | Collar Base / Rose | \$69.00 | 1 |
| 424F838 | Strike, 2-3/4" x 1-1/8" | \$35.00 | 1 |
| 394F198 | Strike, 3-1/2" x 1-1/8" | \$30.00 | 1 |
| 423L71 | Strike, ANSI 611,613, and all other finishes | \$42.00 | 1 |
| 416F38 | Security collar | \$62.00 | 1 |
| 467F358 | Bolt, less front -2-3/4" B.S. | \$64.00 | 1 |
| 693F208 | Bolt, less front -2-3/8" B.S. | | 1 |
| 467F378 | Strike box | \$10.20 | 1 |
| 496F718 | Strike box | \$8.80 | 1 |

| STRIKES | | | | |
|----------------|------------------------------------|---|---|-------------------|
| PART # | DESCRIPTION | STANDARD DEVICE APPLICATION | ALTERNATE DEVICE APPLICATION | LIST PRICE |
| 885F79 | Curved Lip Strike RH D134 (1-1/4") | PED4600, PED5600 | | \$46.60 |
| 886F30 | Curved Lip Strike LH D134 (1-1/4") | | | |
| 886F31 | Curved Lip Strike RH D200 (1-3/8") | | | |
| 886F32 | Curved Lip Strike LH D200 (1-3/8") | | | |
| 886F33 | Curved Lip Strike RH D214 (1-5/8") | | | |
| 886F34 | Curved Lip Strike LH D214 (15/8") | | | |
| 886F35 | Flat Lip Strike D134 (1-3/8") | N/A | PED4600, PED5600 | \$44.40 |
| 886F36 | Flat Lip Strike D200 (1-3/8") | | | |
| 886F37 | Flat Lip Strike D214 (1-5/8") | | | |
| 886F38 | Open Back Strike LHRB 1.750 | N/A | PED4600, PED5600 | \$109.50 |
| 886F39 | Open Back Strike RHRB 1.750 | | | |
| 886F40 | Open Back Strike LHRB 2.000 | | | |
| 886F41 | Open Back Strike RHRB 2.000 | | | |
| 886F42 | Open Back Strike LHRB 2.250 | | | |
| 886F43 | Open Back Strike RHRB 2.250 | | | |
| 886F47 | Bottom Strike | PED4800 A MD, PED5800 A MD, PED5600 A WD | PED4800 MD, PED4800 AD, PED5800 AD | \$79.20 |
| 887F02 | Half Mortise Strike | | PED4200, PED5200 | \$79.20 |
| 887F07 | Bottom Strike | PED5400 | | \$79.20 |
| 886F45 | Top Strike for Aluminum frame | PED4800 NB AD, PED5800 NB AD | PED4800 NB MD, PED5800 NB MD, PED5800 NB WD | \$23.30 |
| 886F44 | Top & Bottom Strike | PED4800 AD, PED5800 AD | PED4800 MD, PED5800 MD, PED5800 WD | \$46.50 |
| 887F03 | Full Mortise Strike 1.750 | N/A | PED4200, PED5200 | \$79.20 |
| 887F04 | Full Mortise Strike 2.250 | | | |
| 887F05 | Surface or Double Dr Strike | N/A | PED4200, PED5200 | \$102.50 |
| 887F08 | Top Strike | PED5400 A, PED5400 A M03, PED5400 NB | | \$107.20 |
| 887F09 | Flush Panel Strike | N/A | PED5400 (A), PED5400 NB, PED5400 M03 | \$116.50 |
| 887F01 | Strike | PED4200 (A), PED5200 (A) | PED4200 (A), PED5200 (A) | \$109.60 |
| 886F48 | Top Strike | PED4800 A (NB) MD, PED5800 (A) (NB) MD, PED5800 (A) (NB) WD | PED4800 (NB) AD, PED5800 (NB) AD | \$46.60 |
| 886F46 | Top & Bottom Strike | PED4800 MD | PED4800 AD, PED5800 MD, PED5800 WD | \$93.20 |
| 887F10 | Bottom Strike | PED5400 (A) FE | PED5400 A, PED5400 M03 | \$93.20 |
| 887F11 | Top Plate | PED5400 (A) HC | | \$165.40 |
| 887F12 | Bottom Strike | PED5400 A, PED5400 (A) HC, PED5400 (A) HC4, PED5400 M03 | PED5400 (A) FE | \$46.60 |
| 886F49 | Strike | PED4200 | PED5200 | \$46.60 |
| 887F00 | Strike | PED4200 | PED5200 | \$149.20 |
| 887F13 | Top Strike | PED5400 (A) FE, PED5400 (A) HC4 | | \$165.10 |

| SHIM KITS | | |
|------------------|---|-------------------|
| PART | DESCRIPTION | LIST PRICE |
| 875F42 | PED5400 A Glass Bead Shim Kit, Flush | \$220.00 |
| 875F43 | PED5400 A Glass Bead Shim Kit, Overlapping | |
| 875F44 | MTG PLT Shim For Flush End Cap | \$121.00 |
| 875F45 | MTG PLT Shim For Overlapping End Cap | |
| 875F46 | PED5400 FE Glass Bead Shim Kit, Flush | \$228.00 |
| 875F47 | PED5400 FE Glass Bead Shim Kit, Overlapping | |
| 875F48 | PED5400 Glass Bead Shim Kit, Flush | |
| 875F49 | PED5400 Glass Bead Shim Kit, Overlapping | |
| 875F50 | PED5600, PED5800 Glass Bead Shim Kit, Flush | \$181.00 |
| 875F51 | PED5600, PED5800 Glass Bead Shim Kit, Overlapping | |
| 875F52 | PED4200, PED4600, PED4800 Shim Kit, Flush | \$172.00 |
| 875F53 | PED4200, PED4600, PED4800 Shim Kit, Overlapping | |

| DEVICE PARTS | | | |
|--|--|------------------|--|
| PART NO. | DESCRIPTION | LIST PRICE | |
| ACTIVE HEAD (FIELD REVERSIBLE, WHERE HANDED) | | NO FINISH | |
| 650F378 | ED4200 | \$363.00 | |
| 681F618 | ED4200S | \$386.00 | |
| 650F418 | ED4400 LHR | \$382.00 | |
| 650F408 | ED4400 RHR | | |
| 650F468 | ED4800 LHR | \$398.00 | |
| 650F458 | ED4800 RHR | | |
| 650F358 | ED5200 | \$363.00 | |
| 650F368 | ED5200A | \$382.00 | |
| 706F038 | ED5202 RHR | \$426.00 | |
| 706F048 | ED5202 LHR | | |
| 706F058 | ED5202A RHR | \$443.00 | |
| 706F068 | ED5202A LHR | | |
| 681F608 | ED5200S(A) | \$386.00 | |
| 706F078 | ED5202S(A) RHR | \$449.00 | |
| 706F088 | ED5202S(A) LHR | | |
| 650F398 | ED5400(A) LHR | \$382.00 | |
| 650F388 | ED5400(A) RHR | | |
| 650F428 | ED5600(A) | \$363.00 | |
| 706F098 | ED5602(A) RHR | \$426.00 | |
| 706F108 | ED5602(A) LHR | | |
| 650F448 | ED5800(A) LHR | \$398.00 | |
| 650F438 | ED5800(A) RHR | | |
| ARMORED FRONT 605, 606, 611, 612, 613, 619, 625, 626, 629, 630 | | | |
| 650F06 | ED5600 | \$26.00 | |
| BAR & CARRIER ASSEMBLY | | NO FINISH | |
| 650F248 | All 48" | \$420.00 | |
| 650F238 | ED4000 36" | \$399.00 | |
| 650F228 | ED5000 36" | | |
| BAR CAP | | NO FINISH | |
| 650F189 | Black nylon †Order 10- | \$7.10 | |
| BOTTOM BOLT CASE | | NO FINISH | |
| 650F588 | ED4400, ED5400 | \$66.00 | |
| 650F598 | ED5400A | \$70.00 | |
| BOTTOM BOLT PACKET | | NO FINISH | |
| 650F778 | ED4800 | \$196.00 | |
| 698F038 | ED5800(A) | \$172.00 | |
| BOTTOM RAIL | | | |
| 650F21 | 48" | \$252.00 | |
| | 606, 612, 630 | | |
| | 605, 613 | | |
| | 611, 625, 626, 629 | | |
| BOTTOM ROD & COUPLER ASSEMBLY | | NO FINISH | |
| 650F798 | ED4800, ED5800(A) | \$146.00 | |
| BOTTOM ROD & END PIN ASSEMBLY 605, 606, 611, 612 613, 618, 619, 625, 626, 629, 630, 722 | | | |
| 649F99 fin | Surface devices | \$235.00 | |
| CARRIER BAR NO FINISH | | | |
| 650F998 | Internal | \$23.00 | |
| COVER, ACTIVE HEAD 605, 606, 611, 612, 613, 619, 625, 626, 629, 630 | | | |
| 650F00 | ED5200 | \$293.00 | |
| 650F03 | ED4200 | | |
| 681F63 | ED4200S | | |
| 650F04 | ED4400 | | |
| 650F05 | ED4800 | | |
| 681F62 | ED5200S | \$311.00 | |
| 706F15 | ED5602 RHR | | |
| 706F16 | ED5602 LHR | | |
| COVER, DELAYED EGRESS PC BOARDS | | | |
| 704F269 | DEED PC BD SA 36" NFPA-15 | \$2,151.00 | |
| 704F279 | DEED PC BD SA 36" NFPA-30 | | |
| 704F479 | DEED PC BD SA 36" BOCA-15 | | |
| 704F489 | DEED PC BD SA 36" BOCA-30 | | |
| 704F569 | DEED PC BD SA 48" NFPA-15 | | |
| 704F579 | DEED PC BD SA 48" NFPA-30 | | |
| 704F589 | DEED PC BD SA 48" BOCA-15 | | |
| 704F599 | DEED PC BD SA 48" BOCA-30 | | |
| COVER, BAR 605, 606, 611, 612, 613, 619, 625, 626, 629, 630 | | | |
| 650F07 | 36" | \$80.00 | |
| 650F08 | 48" | | |
| COVER, END | | | |
| 650F93 | ED5000DB | \$523.00 | |
| | 605, 606, 611, 612, 613, 619, 625, 626, 629, 630 | | |
| 650F14 | ED4000 36" cyl. dogging | \$224.00 | |
| | 605, 606, 611, 612, 613, 619, 625, 626, 629, 630 | | |
| 650F13 | ED4000 36" standard | \$222.00 | |
| | 605, 606, 611, 612, 613, 619, 625, 626, 629, 630 | | |
| 650F12 | ED5000 36" cyl. dogging | \$224.00 | |
| | 605, 606, 611, 612, 613, 619, 625, 626, 629, 630 | | |
| 650F11 | ED5000(A) 36" standard | \$222.00 | |
| | 605, 606, 611, 612, 613, 619, 625, 626, 629, 630 | | |
| 650F15 | All 48" standard | \$240.00 | |
| | 605, 606, 611, 612, 613, 619, 625, 626, 629, 630 | | |
| 650F16 | All 48" cyl. dogging | \$242.00 | |
| | 605, 606, 611, 612, 613, 619, 625, 626, 629, 630 | | |
| COVER, TOP & BOTTOM LATCH | | | |
| 650F64 | ED4400, ED5400(A) | \$124.00 | |
| | 605, 606, 611, 612, 613, 619, 625, 626, 629, 630 | | |
| CYLINDER DOGGING KIT | | | |
| 653F13 | ED4000 36" bar | \$217.00 | |
| | 605, 606, 611, 612, 613, 619, 625, 626, 629, 630 | | |
| 653F12 | ED5000 36" bar | \$217.00 | |
| | 605, 606, 611, 612, 613, 619, 625, 626, 629, 630 | | |
| 653F14 | All 48" bar | \$230.00 | |
| | 605, 606, 611, 612, 613, 619, 625, 626, 629, 630 | | |
| DOGGING ASSEMBLY | | NO FINISH | |
| 650F968 | Cylinder type | \$58.00 | |
| 650F528 | Hex Key type | | |
| DOGGING CYLINDER NUT | | NO FINISH | |
| 697F862 | Dogging Cylinder Nut | \$23.00 | |

†Sold only in multiples of the number indicated. Price is each.

DEVICE PARTS (Cont'd)

| PART NO. | DESCRIPTION | LIST PRICE |
|---|---|------------|
| DOGGING CYLINDER SLEEVE | | |
| 650F959 | Dogging Cylinder Sleeve | \$14.00 |
| DOGGING HOLE PLUG | | |
| 650F279 | Dogging Hole Plug †Order 50- | \$4.30 |
| DOGGING KEY, HEX | | |
| 656F408 | 5/32" | \$5.80 |
| END CAP RETROFIT KIT | | |
| 704F66 | End Cap Retrofit Kit | \$124.00 |
| END CAP | | |
| 704F62 | End Cap | \$92.00 |
| 710F00M | Flush End Cap Retrofit Kit (M110) | \$114.00 |
| END CLAMP PACKET | | |
| 592F338 | ED4000, ED5000-D214 | \$21.00 |
| 704F658 | ED4200(S), ED5200S(A) | |
| 704F648 | ED4000, ED5000(A) | |
| FLUSH STRIKE TRANSOM BRACKET | | |
| 650F878 | Flush strike transom brkt., ED5400(A) | \$80.00 |
| LATCH PACKET | | |
| 654F218 | Latch pkt, ED4400, ED5400 †Order 10- | \$7.10 |
| MORTISE LOCK BODY | | |
| 655F488RR | ED5610 knob - RHR | \$496.00 |
| 655F488LR | ED5610 knob - LHR | |
| 650F698RR | ED5602, ED5610, ED5655 lever - RHR | |
| 650F698LR | ED5602, ED5610, ED5655 lever - LHR | |
| 678F008RR | ED5610, ED5655 thumbpiece - RHR | |
| 678F008LR | ED5610, ED5655 thumbpiece - LHR | |
| 650F678RR | ED5650,57 knob, lever/thumbpiece - RHR | |
| 650F678LR | ED5650,57 knob, lever/thumbpiece - LHR | |
| 710F318LR | ED5634L - LHR | |
| 710F318RR | ED5634L - RHR | |
| 710F328LR | ED5634L - LHR - M91 | \$852.00 |
| 710F328RR | ED5634L - RHR - M91 | |
| 710F338LR | ED5634L - LHR - M93 | \$827.00 |
| 710F338RR | ED5634L - RHR - M93 | |
| ADAPTER ASSEMBLY, MORTISE | | |
| 706F462 | ED5602(A) | \$44.00 |
| MOUNTING PACKET | | |
| 650F578 | ED4400, ED5400(A) | \$131.00 |
| 654F208 | Non-rated, wood door †Order 20- | \$5.80 |
| 900, WS700 & FE700 SERIES MULLION PACKETS | | |
| TOP RETAINER AND SCREW PACKET | | |
| 713F518 | 972, 972A, 910A | \$308.00 |
| 713F938 | FE772A, FE710A | \$318.00 |
| 713F948 | 972BKM, 910BKM | \$308.00 |
| 713F958 | WS772AKM, WS708AKM | \$318.00 |
| BOTTOM RETAINER AND SCREW PACKET | | |
| 713F528 | 972, 972A, 910A | \$203.00 |
| 713F998 | FE772A, FE708A | \$318.00 |
| 713F988 | 972BKM, 910BKM | \$203.00 |
| 713F908 | WS772AKM, WS708AKM | \$318.00 |
| LOCKING MECHANISM PACKET | | |
| 744F258 | 972BKM, 910BKM | \$665.00 |
| 744F208 | WS772AKM, WS708AKM | \$690.00 |
| 1-1/4" CYLINDER COLLAR PACKET¹ | | |
| 447F43 | 972BKM ² , 910BKM ² | \$27.00 |
| 610F01 | WS772AKM ² , WS708AKM ² | \$45.00 |
| 1-1/2" LFIC CYLINDER COLLAR PACKET¹ | | |
| 609F37 | 972BKM ² , 910BKM ² | \$52.00 |
| 609F36 | WS772AKM ² , WS708AKM ² | |
| Notes: 1. Cylinder collar packets contain a collar & spring washer. 2. Specify finish when ordering packets. | | |
| PILLOW BLOCK PACKET | | |
| 650F978 | Pillow Block packet, ED4400 | \$70.00 |
| POPPER KIT | | |
| 744F688 | for ED5470, ED5860 M55 | \$134.00 |
| ROD & YOKE ASSEMBLY | | |
| 650F828 | Rod & Yoke Assembly, concealed | \$171.00 |

| PART NO. | DESCRIPTION | LIST PRICE |
|--|---|------------|
| ROD EXTENSION KIT (CONCEALED VERTICAL) | | |
| 684F427 | Rod Extension Kit, 24" | \$129.00 |
| ROD EXTENSION KIT (SURFACE VERTICAL) | | |
| Rod Extension Kit, 2" | | |
| 655F15 | 605, 606, 612, 613, 619, 625, 626, 629, 630 | \$128.00 |
| Rod Extension Kit, 6" | | |
| 655F16 | 605, 606, 612, 613, 619, 625, 626, 629, 630 | \$146.00 |
| Rod Extension Kit, 12" | | |
| 655F17 | 605, 606, 612, 613, 619, 625, 626, 629, 630 | \$154.00 |
| Rod Extension Kit, 24" | | |
| 684F42 | 605, 606, 612, 613, 619, 625, 626, 629, 630 | \$157.00 |
| ROD GUIDE COVER | | |
| Rod Guide Cover | | |
| 650F63 | 605, 606, 612, 613, 619, 625, 626, 629, 630 | \$50.00 |
| ROD GUIDE PACKET | | |
| Rod Guide Packet | | |
| 650F62 | 606, 612, 613, 626 | \$30.00 |
| SCREWS | | |
| 605, 606, 611, 612, 613, 619, 625, 626, 629, 630 | | |
| 429F41 | Pack, Armored Front†Order 20-606, 612, 613, 619 | \$7.10 |
| 704F63 | Packet, Cover 606,612,613,630 finish | \$4.30 |
| 656F668 | #10-24 x 1/4" PH †Order 100- | |
| 650F538 | Dogging Assembly †Order 50- | |
| 650F518 | Latch head to carrier†Order 50- | |
| 650F288 | Touch bar caps (622 only) †Order 50- | |
| 650F508 | Trim slide †Order 100- | |
| SCREW PACK, TORX® PIN | | |
| 701F60 | ED4200(S), ED4800, ED5200(S), ED5800 | \$26.00 |
| 701F61 | ED4400, ED5400, ED5470 | \$27.00 |
| 701F62 | ED5600 | |
| 701F63 | ED5860 | |
| SEX NUT PACKET | | |
| 652F298 | Sex Nut Packet (4 sex nuts) | \$30.00 |
| SHIM KIT | | |
| 697F338 | ED5200(S)(A), ED5600(A), ED5800(A) | \$168.00 |
| 697F348 | ED5400(A) | \$200.00 |
| 697F358 | ED4200(S), ED4800 | \$168.00 |
| 697F368 | ED4400 | \$200.00 |
| SPRING, TOUCH PAD | | |
| 656F41 | Spring, Touch Pad | \$5.80 |
| STRIKE PACKET 622 FINISH ONLY | | |
| 650F888 | bottom for 1/2" threshold (S09) | \$92.00 |
| 650F318 | ED4200(S), ED4800 | \$89.00 |
| 730F778 | ED5200(S)(A), ED5202(S)(A) | \$127.00 |
| 650L65 | ED5600 | \$57.00 |
| 650L657020 | Mortise strike for ED5602(A) | |
| 653L157014 | Mortise strike for doors with astragal | \$50.00 |
| 655F718 | ED5200 x S02 | \$92.00 |
| 653L163016 | open back straight lip for 1-3/4" door | \$138.00 |
| 653L163020 | open back straight lip for 2-1/4" door | \$184.00 |
| 653L183016 | open back curved lip for 1-3/4" door | \$138.00 |
| 653L183020 | open back curved lip for 2-1/4" door | \$184.00 |

†Sold only in multiples of the number indicated. Price is each.

Experience a safer
and more open world

DEVICE PARTS (Cont'd)

| PART NO. | DESCRIPTION | LIST PRICE |
|--------------------------|--|------------|
| TOP LATCH | | |
| 650F738 | Top Latch & Bracket Assembly, ED4800 | \$282.00 |
| 650F718 | Top Latch & Bracket Assembly, ED5800 | \$285.00 |
| 650F728 | Top Latch & Bracket Assembly, ED5800A | \$306.00 |
| 650F558 | Top Latch, ED4400, ED5400, ED5470 | \$266.00 |
| 650F568 | Top Latch, ED5400A, ED5470B | \$280.00 |
| 681F768 | Top Latch, ED5860B | \$318.00 |
| 681F718 | Top Mtg. Plate for ED5470B | \$80.00 |
| TOP ROD NO FINISH | | |
| 650F818 | Top Rod Tube, concealed | \$145.00 |
| 650F808 | Top Rod, concealed | \$124.00 |
| Top Rod, surface | | |
| 650F60 fin | 605, 606, 611, 612, 613, 619, 625, 626, 629, 630 | \$193.00 |

| PART NO. | DESCRIPTION | LIST PRICE |
|-------------------------------|--------------------------------|------------|
| TOP STRIKE PACKET | | |
| 650F548 | Top strike packet | \$121.00 |
| 681F708 | Top strike packet for ED5470B | \$45.00 |
| 681F778 | Top strike for ED5860B | \$52.00 |
| TOUCH PAD CAP 622 ONLY | | |
| 724F278 | Touch Pad Cap, front | \$52.00 |
| 650F095 | Touch Pad Cap, rear | \$43.00 |
| TRIM SLIDE NO FINISH | | |
| 650F498 | Trim Slide Retainer †Order 10- | \$7.10 |
| 650F489 | Trim Slide, ED4000 | \$10.20 |

TRIM PARTS, GRIPS

| DESIGN | STANDARD PART NO. | STANDARD PRICE 605, 606, 611, 612, 613, 619, 625, 626, 629, 630 | KNURLED PART NO. | KNURLED PART PRICE | ABRASIVE PART NO. | ABRASIVE PART PRICE |
|---------|-------------------|---|------------------|--------------------|-------------------|---------------------|
| A7 | 652F78 | \$251.00 | 652F79 | \$345.00 | 652F80 | \$311.00 |
| C7 | 652F66 | | 652F67 | | | |
| D7 RHR | 652F69 | | 652F70 | | | |
| D7 LHR | 652F72 | | 652F73 | | | |
| E7 | 652F57 | | 652F58 | | | |
| L7 | 652F60 | | 652F61 | | | |
| N7 | 652F75 | | 652F76 | | | |
| PR7 | 652F81 | | 652F82 | | | |
| R7 | 652F63 | | 652F64 | | | |
| A7M | 653F71 | | 653F72 | | | |
| C7M | 653F59 | | 653F60 | | | |
| D7M RHR | 653F62 | | 653F63 | | | |
| D7M LHR | 653F65 | | 653F66 | | | |
| E7M | 653F50 | | | | | |
| L7M | 653F53 | | 653F54 | | | |
| N7M | 653F68 | | 653F69 | | | |
| PR7M | 653F74 | | 653F75 | | | |
| R7M | 653F56 | | 653F57 | | | |
| A8 | 653F05 | | | | | |
| C8 | 652F93 | | | | | |
| D8 RHR | 652F96 | | | | | |
| D8 LHR | 652F99 | | | | | |
| E8 | 652F84 | | 652F85 | | | |
| L8 | 652F87 | | 652F88 | | | |
| N8 | 653F02 | | 653F03 | | | |
| PR8 | 653F08 | | 653F09 | | | |
| R8 | 652F90 | | | | | |
| 08, 014 | 656F53 | | n/a | | | |

†Sold only in multiples of the number indicated. Price is each.

TRIM PARTS, GRIPS, ESCUTCHEONS (Cont'd)

| DESIGN | STANDARD PART NO. | STANDARD PRICE 605, 606, 611, 612, 613, 619, 625, 626, 629, 630 | KNURLED PART NO. | KNURLED PART PRICE | ABRASIVE PART NO. | ABRASIVE PART PRICE |
|---------|-------------------|---|---------------------|-----------------------|----------------------|------------------------|
| A9 | 677F16 | \$251.00 | 652F79 | \$345.00 | 652F80 | \$311.00 |
| C9 | 677F15 | | 652F67 | | 652F68 | |
| D9 RHR | 677F26 | | 652F70 | | 652F71 | |
| D9 LHR | 677F27 | | 652F73 | | 652F74 | |
| E9 | 677F13 | | 652F58 | | 652F59 | |
| L9 | 677F04 | | 652F61 | | 652F62 | |
| N9 | 677F05 | | 652F76 | | 652F77 | |
| PR9 | 677F28 | | 652F82 | | 652F83 | |
| R9 | 677F14 | | 652F64 | | 652F65 | |
| A9M | 653F71 | | 653F72 | | 653F73 | |
| C9M | 653F59 | | 653F60 | | 653F61 | |
| D9M RHR | 653F62 | | 653F63 | | | |
| D9M LHR | 653F65 | | 653F66 | | | |
| E9M | 653F50 | | | | | |
| L9M | 653F53 | | 653F54 | | 653F55 | |
| N9M | 653F68 | | 653F69 | | 653F70 | |
| PR9M | 653F74 | | 653F75 | | 653F76 | |
| R9M | 653F56 | | 653F57 | | | |

| DESIGN | PART NO. | LIST PRICE 605, 606, 613, 625, 626 |
|----------|----------|---------------------------------------|
| FR9 RHR | 698F64 | \$282.00 |
| FR9 LHR | 698F66 | |
| TS9 | 698F31 | |
| Z9 RHR | 698F68 | |
| Z9 LHR | 698F70 | |
| M9 | 698F33 | \$257.00 |
| FR9M RHR | 698F65 | \$282.00 |
| FR9M LHR | 698F67 | |
| TS9M | 698F32 | |
| Z9M RHR | 698F69 | |
| Z9M LHR | 698F71 | |
| M9M | 698F34 | \$257.00 |

| PART NO. | DESCRIPTION | 605, 606, 611, 612, 613, 613E, 619, 625, 626, 629, 630 |
|----------|----------------------|--|
| 656F58 | x8 cyl. x thumbturn | \$205.00 |
| 656F59 | x8 cyl. x lever | \$217.00 |
| 656F60 | x8 plain x thumbturn | \$205.00 |
| 656F61 | x8 plain x lever | \$217.00 |
| 651F00 | F450 | \$197.00 |
| 651F01 | F457 | |
| 651F10 | O14, T14 bottom | \$92.00 |
| 656F62 | O1410 top | \$197.00 |
| 656F63 | O1455/59 top | |
| 651F09 | T1410 top | \$178.00 |
| 651F06 | T1450 top | \$172.00 |
| 651F08 | T1455, T1459 top | \$178.00 |
| 651F04 | T1457 top | \$172.00 |
| 733F41 | F950 | \$282.00 |
| 733F42 | F957 | |
| 733F43 | 9M10, M50 | |
| 733F05 | L910 | |
| 733F44 | L950 | |
| 733F45 | L955 | |
| 783F06* | L955 L959 | |
| 733F46 | F9M57 | |
| 733F47 | L957 | |
| 733F48 | DL910 | |
| 733F49 | DL9M10, DL9M50 | |
| 733F50 | DL955, DL959 | |
| 733F51 | DL9M55, DL9M57 | |
| 733F52 | DL957 | |
| 733F53 | DL950 | |

†Sold only in multiples of the number indicated. Price is each.
 *Not available in 630 Finish.

ED4000/ED5000 Series Pushpad Exit Devices

USA & Canada Prices Effective March 1, 2024

TRIM PARTS (Cont'd)

| PART NO. | DESCRIPTION | LIST PRICE |
|--|---|--------------|
| BUSHING, NYLON NO FINISH | | |
| 652F239 | Bushing, Nylon †Order 20- | \$7.10 |
| CLUTCH LEVER NO FINISH | | |
| 651F538 | Clutch Lever †Order 20- | \$7.10 |
| COTTER PIN NO FINISH | | |
| 677F098 | Cotter Pin †Order 100- | \$4.30 |
| COVER PLATE NO FINISH | | |
| 651F858 | Cover Plate, x8, O14, T14 | \$22.00 |
| CYLINDER COLLAR | | |
| | various | see page 359 |
| GEAR & BLACK HOUSING ASSEMBLY NO FINISH | | |
| 651F638 | Gear & Black Housing Assembly (all but x750) | \$25.00 |
| 651F648 | Gear, levers | \$10.20 |
| 655F548 | Gear, dummy lever | |
| HEX NUT/BUSHING NO FINISH | | |
| 651F398 | Hex Nut/Bushing for spring | \$8.80 |
| HOUSING NO FINISH | | |
| 651F675 | Housing & Cam Assembly, x755, T1355 | \$67.00 |
| 651F965 | Housing & Cam Assembly, x855, x859, O/T1455/59 | \$54.00 |
| 651F425 | Housing, Cylinder, F2, F3, T1357, O/T1457 | \$11.00 |
| 651F545 | Housing, Tailpiece Assembly | \$45.00 |
| 706F015 | Housing, Cylinder ED5202(S)(A), ED5602(A) | \$14.00 |
| 706F005 | Housing, Cylinder, Trim, ED5202(S)(A), ED5602(A) | \$66.00 |
| HUB NO FINISH | | |
| 652F228 | Hub | \$37.00 |
| 651F655 | Hub, lever | \$11.00 |
| 656F64 | Hub, G knob | |
| LOCK WASHER NO FINISH | | |
| 651F448 | for screw post †Order 50- | \$4.30 |
| NUT NO FINISH | | |
| 651F888 | Nut, Cover Plate †Order 50- | \$4.30 |
| 651F928 | Nut, Spring Post | \$8.80 |
| PIN NO FINISH | | |
| 651F838 | Pin, Clutch Lever †Order 50- | \$4.30 |
| 651F988 | Pin, Groove, 5/32" x 1-1/8" for T1410, T1455, T145 †Order 50- | |
| 651F587 | Pin, Thumbpiece, T13M †Order 20- | |
| PULL | | |
| 651F372 | Pull, Offset - 605, 606, 611, 612, 613, 619, 625, 626, 629, 630 | \$210.00 |
| 651F362 | Pull, Straight - 605, 606, 611, 612, 613, 619, 625, 626, 629, 630 | \$172.00 |
| RACK & TAILPIECE ASSEMBLY NO FINISH | | |
| 651F828 | x810, x855, x859, O14, T14 | \$133.00 |
| 652F218 | x850 | \$115.00 |
| RETAINER, CLUTCH LEVER PIN NO FINISH | | |
| 651F898 | Retainer, Clutch Lever Pin †Order 100- | \$4.30 |
| RETAINING RING NO FINISH | | |
| 651F608 | Retaining Ring, T13M †Order 50- | \$4.30 |
| ELECTRIFIED LOCKBODY USED WITH "SAF" & "SEC" ED5600L DEVICES: | | |
| 677F768LR 626 | LOCK SA-L5 MORT.SAFE LHR | \$1,211.00 |
| 677F768RR 626 | LOCK SA-L5 MORT.SAFE RHR | |
| 677F778LR 626 | LOCK SA-L5 MORT.SEC. LHR | |
| 677F778RR 626 | LOCK SA-L5 MORT.SEC. RHR | |
| SCREW NO FINISH | | |
| 655F028 | Screw, Cylinder Mounting †Order 100- | \$4.30 |
| 651F878 | Screw, FHM-PH #8-32 x 7/16" †Order 50- | |

| PART NO. | DESCRIPTION | LIST PRICE |
|--|---|------------|
| SCREW (CONT'D) NO FINISH | | |
| 656F658 | Screw, Function | \$4.30 |
| 651F418 | Screw, RHM-PH #1/4-20 x 5/8" †Order 50- | |
| 651F508 | Screw, Tailpiece Plate, PHT-T-PH #6 x 3/8 †Order 50- | |
| SCREW PACKET, MOUNTING | | |
| 652F128 | 1-3/4" - 2" door - 606, 612, 613, 619, 626 | \$14.00 |
| 652F108 | 1-3/4" - 2" door - 606, 612, 613, 619, 626 | \$10.20 |
| 652F118 | 2-1/4" door - 606, 612, 613, 619, 626 | |
| 652F138 | 2-1/4" door - 606, 612, 613, 619, 626 | \$14.00 |
| 652F148 | F3, T13 for 1-3/4" - 2" door - 606, 612, 613, 619, 626 | \$18.00 |
| 652F158 | F3, T13 for 2-1/4" door - 606, 612, 613, 619, 626 | |
| SCREW POST NO FINISH | | |
| 783F048 | Screw Post | \$10.20 |
| SLIDER, THUMBPIECE NO FINISH | | |
| 651F498 | Slider, Thumbpiece | \$10.20 |
| SPINDLE BRACKET NO FINISH | | |
| 652F048 | Spindle Bracket, lever | \$10.20 |
| SPINDLE NUT NO FINISH | | |
| 651F738 | Spindle Nut, x7 †Order 20- | \$4.30 |
| 652F098 | Spindle Nut, x7M lever †Order 50- | |
| SPINDLE WASHER NO FINISH | | |
| 652F068 | Spindle washer, G Knob | \$7.10 |
| 652F058 | Spindle Washer, Levers | \$7.10 |
| SPRING NO FINISH | | |
| 651F948 | Spring, Extension | \$4.30 |
| 651F758 | Spring, Grip Return, knob †Order 10- | \$7.10 |
| 651F618 | Spring, Grip Return, lever, LHR (red) | |
| 651F628 | Spring, Grip Return, lever, RHR (blue) | |
| 651F938 | Spring, Rack, lever †Order 50- | \$4.30 |
| 651F478 | Spring, Thumbpiece, T13 | \$8.80 |
| 678F028 | Spring, Thumbpiece T13M | \$11.00 |
| 651F408 | Spring, various trim †Order 20- | \$4.30 |
| 651F868 | Spring, various trim †Order 50- | |
| TAILPIECE ASSEMBLY NO FINISH | | |
| 677F068 | 1-3/4" door without shim kit | \$60.00 |
| 655F698 | 2" - 2-1/4" door or 1 3/4" door with shim kit - TH9 series trims | |
| 655F708 | 2" - 2-1/4" door or std. door with shim kit - All trims except TH9 series | |
| THIMBLE INSERT | | |
| 651F389 | Knob & thumbturn †Order 50- | \$4.30 |
| 118F299 | Lever †Order 100- | |
| THUMBPIECE BRACKET | | |
| 651F578 | Thumbpiece Bracket, T13M | \$30.00 |
| THUMBPIECE TAB NO FINISH | | |
| 651F568 | Thumbpiece Tab, T13M | \$5.80 |
| THUMBPIECE 605, 606, 611, 612, 613, 619, 625, 626, 629, 630 | | |
| 566F50 | Thumbpiece, T13, T14 | \$70.00 |
| 566F51 | Thumbpiece, T13M | \$81.00 |
| WASHER NO FINISH | | |
| 651F708 | Washer under tailpiece †Order 50- | \$4.30 |
| 651F848 | Washer, Grip †Order 20- | |

| STRIKES FOR CROSSBAR EXIT DEVICES | | |
|--|-------------------------|------------|
| PART NO. | DESCRIPTION | LIST PRICE |
| 269F73 | ED7000 LHR with dogging | \$1,286.00 |
| 269F74 | ED7000 RHR with dogging | |
| 269F75 | ED7000 LHR less dogging | \$1,214.00 |
| 269F76 | ED7000 RHR less dogging | |
| VERTICAL ROD STRIKES 605, 606, 612, 613, 622, 626, 629 | | |
| 392F24 | Top | \$139.00 |
| 392F22 | Top | \$110.00 |
| 392F28 | Bottom flush | \$90.00 |
| 392F29 | Bottom surface | \$75.00 |
| 176F653 | Top bracket | |
| 304F337 | Bottom 630 only | \$50.00 |
| 304F347 | Bottom 630 only | \$75.00 |
| 352F042 | Bottom | \$50.00 |
| 352F05 | Top | \$90.00 |
| 361F913 | Bottom flush | |
| 123F22 | Bottom | |
| 183F857 | Top 630 only | |
| 502F75 | Bottom mortised | \$53.00 |
| 502F96 | Surface | \$68.00 |

| STRIKES FOR CROSSBAR EXIT DEVICES (Cont'd) | | |
|---|---------------------------------------|------------|
| PART NO. | DESCRIPTION | LIST PRICE |
| CONCEALED VERTICAL ROD STRIKES 605, 606, 612, 613, 622, 626 | | |
| 503F52 | Bottom Strike | \$92.00 |
| 503F533 | Fire Rated Bottom Strike | |
| RIM EXIT DEVICE STRIKES 605, 606, 612, 613, 622, 626 | | |
| 142F43 | Adj. Packet | \$207.00 |
| 467F733 | Pack, rim vert. rod | \$139.00 |
| 300F71 | Packet | \$177.00 |
| 499F598 | Adj. | \$131.00 |
| MORTISE STRIKES 605, 606, 612, 613, 619, 622, 625, 626 | | |
| 240L50 | Stainless Mortise - LHR 629, 630 only | \$73.00 |
| 240L51 | Stainless Mortise - RHR 629, 630 only | |
| 411L63 | Open Back - RHR | \$164.00 |
| 411L62 | Open Back - LHR | |
| LOW PROFILE EXIT DEVICE STRIKES | | |
| 436F038 | Strike, bottom | \$27.00 |
| 487M048589 | Top Rod (for 10' Doors) | \$197.00 |
| 463F918 | Flush Bottom Strike | \$31.00 |

DEVICE PARTS

| PART NO. | DESCRIPTION | LIST PRICE |
|----------|---|------------|
| 122F188 | Mounting Bracket | \$45.00 |
| 122F248 | Washer †Order 100- | \$4.30 |
| 122F413 | Lower Rod Guide | \$19.00 |
| 122F508 | Lower Bolt Tube Sub Assembly | \$128.00 |
| 122F518 | Bottom Guide Sub Assembly | \$122.00 |
| 122F568 | Locking Lever | \$35.00 |
| 122F578 | Locking Lever | \$25.00 |
| 122F593 | Locking Lever Spring | \$37.00 |
| 122F608 | Locking Hub | \$21.00 |
| 122F618 | Locking Hub | \$10.20 |
| 122F639 | Spacer Washer (Nylon) | \$4.30 |
| 122F643* | Handle Lever | \$177.00 |
| 123F538 | Dogging Key, 3/16" hex | \$5.80 |
| 129F499 | Sound Deadener | \$11.00 |
| 129F848 | Cylinder Nut | |
| 134F05 | Cylinder Collar | \$52.00 |
| 140F528 | Stud †Order 20- | \$4.30 |
| 141L548 | Reinforcing Tube | \$216.00 |
| 141L59 | Crossbar | |
| | 605, 606, 611, 612, 613, 619, 622, 625, 626, 629, 630 | \$490.00 |
| 142F44* | Adj. Strike | \$114.00 |
| 143F248 | Spring †Order 50- | \$4.30 |
| 145F543* | Strike Plate | \$125.00 |
| 148F367 | Release Plunger Sub Assembly | \$36.00 |
| 148F448 | Mounting Wrench | \$8.80 |

| PART NO. | DESCRIPTION | LIST PRICE |
|----------|--|------------|
| 164F329 | Nylon Washer †Order 50- | \$4.30 |
| 173F698 | Stud | |
| 173F728 | Nut | \$8.80 |
| 175F518 | Rod Insert | \$30.00 |
| 183F74 | Top Latch Sub Assembly (with top rod doors 6'4" to 8'6") | \$566.00 |
| 183F75 | Top Latch Sub Assembly (with top rod door 8'6" to 10'8") | \$566.00 |
| 184F825 | Shim | \$30.00 |
| 184F948 | Jam Nut | \$10.20 |

DEVICE PARTS (Cont'd)

| PART NO. | DESCRIPTION | LIST PRICE | PART NO. | DESCRIPTION | LIST PRICE | |
|----------|--|------------|----------|---|--|-----------------------|
| 213F117 | Top Strike S/A (reveal less 5-1/2") <i>Obsolete</i> 629, 630 | \$136.00 | 264F958 | Screw 12-24 x 7/8" RHMS-PH <i>Obsolete</i> (Metal Doors) †Order 20- | \$4.30 | |
| 200F168 | Screw 12-24 x 1/2" FHMS <i>Obsolete</i> | \$4.30 | 268F647 | Washer †Order 50- | | |
| 220F498 | Screw 1/4-20 x 2" FHMS <i>Obsolete</i> | | 268F848 | Screw 6-32 x 5/8" RHMS †Order 20- <i>Obsolete</i> | | |
| 220F722 | Screw 12-24 x 1/2" FHMS-PH <i>Obsolete</i> †Order 20- | | 268F878 | Retainer Ring †Order 20- | | |
| 220F75 | Screw 1/4-20 x 5/8" FHMS-PH 606, 619, 622, 625, 626, 630 | | \$4.30 | 269F048 | | Cotter Pin †Order 50- |
| | 605, 611, 512, 613, 629 | \$5.80 | 269F058 | Lockwasher †Order 100- | | |
| 220F778 | Screw 622, CDC, MTD, 613 | \$4.30 | 269F08 | Screw 8-32 x 3/8" FHMS-PH 605, 606, 611, 613, 619, 625, 626, 630 | \$4.30 | |
| 220F827 | Screw 1/4-20 x 1" FHMS-PH | \$5.80 | | Lever | | |
| 220F848 | Screw 12-24 x 1-1/4" FHMS-PH | \$4.30 | 269F31 | 605, 606, 611, 612, 619, 613, 619, 625, 626 | \$462.00 | |
| 220F85* | Screw 1/4-20 x 1-1/4" FHMS-PH x Anchor <i>Obsolete</i> | \$5.80 | 269F32 | 605, 606, 611, 612, 619, 613, 619, 625, 626 | | |
| 221F948* | Mounting Screw | | | COVER | | |
| 222F71* | Throughbolt | | | 269F33 | 605, 606, 611, 612, 613, 619, 625, 626, 629, 630 | \$477.00 |
| 224F348 | Screw 12 x 1" FHWS †Order 20- <i>Obsolete</i> | \$4.30 | 269F34 | 605, 606, 611, 612, 613, 619, 625, 626, 629, 630 | | |
| 224F392 | Screw 14 x 1-1/4" FHWS †Order 20- <i>Obsolete</i> | | | 269F35 | 605, 606, 611, 612, 613, 619, 625, 626, 629, 630 | |
| 224F448 | Screw 14 x 1-1/2" FHWS <i>Obsolete</i> | \$5.80 | 269F36 | Active Case Less Cover, ED7200 RHR & LHR 605, 606, 611, 612, 613, 619, 625, 626, 629, 630 | \$514.00 | |
| 224F508 | Screw 14 x 2" FHWS †Order 20- <i>Obsolete</i> | \$4.30 | 269F378 | Hub | \$62.00 | |
| 225F998 | Screw 12 x 1-1/2" OHWS-PH <i>Obsolete</i> | | | 269F393 | Latch Retractor | \$57.00 |
| 228F188 | Roll Pin †Order 100- <i>Obsolete</i> | | | 269F403 | Latch Retractor | \$62.00 |
| 228F497 | Roll Pin (79028-1250343) | | | 269F413 | Slide | \$73.00 |
| 228F517 | Roll Pin (79028-1250500 St'd) †Order 100- | | | 269F42 | Inactive Case S/A, all ED7000 605, 606, 611, 612, 613, 619, 625, 626, 629, 630 | \$512.00 |
| 228F528 | Roll Pin †Order 100- <i>Obsolete</i> | | | 269F468 | Hold Back Sleeve | \$62.00 |
| 228F558 | Roll Pin 1/8 x 3/4" †Order 100- <i>Obsolete</i> | | | 269F479 | Nyliner | \$5.80 |
| 228F687 | Roll Pin 156 x 9/16" †Order 50- | | | 269F488 | Lever Pivot | |
| 228F808 | Roll Pin 187 x 3/4" †Order 100- | | | 269F499 | Bushing | \$7.10 |
| 228F817 | Roll Pin 187 x 1-15/16" †Order 20- | | | 269F528 | Hub Shank | \$8.80 |
| 228F847 | Roll Pin 187 x 1-3/8" †Order 20- | | 269F538 | Latch Spring | \$5.80 | |
| 243F769 | Stop Nut †Order 20- <i>Obsolete</i> | | 269F549 | Button | \$4.30 | |
| 243F798 | Spring Lock Washer †Order 100- <i>Obsolete</i> | | 269F559 | Washer †Order 50- | | |
| 243F808 | 1/4-20 x 5/8" FRMS-PH <i>Obsolete</i> | \$5.80 | 269F569 | Washer †Order 50- | | |
| 243F85 | Top Cover Sub Assembly 605, 606, 611, 612, 613, 619, 625, 626, 629, 630 <i>Obsolete</i> | \$224.00 | 269F578 | Spring Washer | \$10.20 | |
| 249F33* | 1/4-20 NC-2A x 1-1/4" Lg. Phillips OHMS | \$7.10 | 269F587 | Latch Pin | \$5.80 | |
| 253F118 | Drive Screw †Order 100- | \$4.30 | 269F608 | Inner Spring | \$10.20 | |
| 254F73 | Screw 8-32 x 3/8" OHMS-PH <i>Obsolete</i> 605, 606, 611, 612, 613, 619, 625, 626, 630 | \$4.30 | 269F91* | Screw Packet | \$141.00 | |
| 255F41* | Screw 12-24 x 2" FHMS-PH | \$8.80 | 269F92* | Screw Packet | \$105.00 | |
| 261F288 | Screw 8-32 x 3/8" HSS Cone-SOC <i>Obsolete</i> | \$5.80 | 270F01* | Screw Packet | \$141.00 | |
| 261F318 | Screw 5/16-24 x 1-1/2" FHMS-SOC 605, 611, 612, 613, 619, 625, 626, 630 | \$5.80 | 270F02* | Screw Packet | \$108.00 | |
| 261F54 | Cylinder Collar | \$44.00 | 270F11* | Through Bolt | \$7.10 | |
| 261F658 | Screw 1/4-20 x 1/2" PHMS | \$5.80 | 282F325 | Caulking Anchor <i>Obsolete</i> | | |
| 262F901 | River 3/32" x 5/32" †Order 100- <i>Obsolete</i> | \$4.30 | 282F357 | Caulking Anchor | \$5.80 | |
| | | | 284F67* | Lever RH <i>Obsolete</i> | \$181.00 | |

*Specify Finish. Ø Subject to availability.

† Sold only in multiples of the number indicated. Price is each.

DEVICE PARTS (Cont'd)

| PART NO. | DESCRIPTION | LIST PRICE |
|----------|---|------------|
| 284F977 | Roll Pin †Order 50- | \$4.30 |
| 291F498 | Stop Plate | \$37.00 |
| 291F578 | Screw 10-31 x 1" FHM-PH †Order 50- | \$4.30 |
| 293F183 | Slide Assembly | \$168.00 |
| 306F068 | Screw 10-24 x 5/16" RHMS-PH †Order 20- | \$4.30 |
| 306F078 | Spring Lockwasher †Order 100- | |
| 321F907 | Dogging Device Sub Assembly | \$68.00 |
| 333F519 | Screw | \$4.30 |
| 341F318 | Shim | \$31.00 |
| 351F50* | Active Case - less cover, ED7400 standard | |
| | 606, 612, 619, 622, 626 | \$318.00 |
| | 605, 611, 613, 625, 629, 630 | |
| 351F51* | Active Case - less cover, ED74000, ED7401, no bottom rod | |
| | 606, 612, 619, 622, 626 | \$318.00 |
| | 605, 611, 613, 625, 629, 630 | |
| 351F528 | 10-32 x 7/16" FHUMS-PH Screw †Order 100- | \$4.30 |
| 351F553 | Slide Sub Assembly | \$239.00 |
| 351F56* | Active Case Sub Ass'y, ED7400 with dogging -RHR | \$1,317.00 |
| 351F57* | Active Case Sub Ass'y, ED7400 with dogging -LHR | |

| PART NO. | DESCRIPTION | LIST PRICE |
|----------|--|------------|
| 351F72 | Bottom Latch Cover | \$347.00 |
| | 605, 606, 611, 612, 613, 619, 625, 626, 629, 630 | |
| 351F73 | Top Latch Cover | \$367.00 |
| | 605, 606, 611, 612, 613, 619, 625, 626, 629, 630 | |
| 351F797 | Top Latch Sub Assembly | \$83.00 |
| 351F807 | Roll Pin †Order 50- | \$4.30 |
| 351F823 | Top Latch Backplate | \$154.00 |
| 351F833 | Top Latch Slide | |
| 351F849 | Spacer | \$15.00 |
| 351F85* | Top Latch Sub Assembly No Cover | \$581.00 |
| 351F867 | Bottom Latch | \$154.00 |
| 351F873 | Latch Link | \$148.00 |
| 351F883 | Bottom Latch Backplate | \$154.00 |
| 351F897 | Spring †Order 20- | \$4.30 |
| 351F907* | Bottom Latch Sub Assembly | \$523.00 |
| 351F988 | Rod Connector Sub Assembly | \$8.80 |
| 352F021 | Drive Rivet †Order 20- | \$4.30 |
| 352F068 | 1/4-20 x 3/4" BHUMS-PH Screw †Order 20- | |
| 361F308 | Anchor | \$10.20 |
| 362F498 | Nut | \$36.00 |
| 362F918 | Plate | \$11.00 |
| 364F228 | Washer | \$10.20 |
| 364F272 | Locking Slide | \$42.00 |
| 364F288 | Locking Lever Sub Assembly | \$54.00 |
| 364F308 | Lifting Lever | \$44.00 |
| 364F36* | Escutcheon Assembly RHR, C4, D4, E4 - MR | \$442.00 |
| 364F37* | Escutcheon Assembly LHR, C4, D4, E4 - MR | |
| 364F38* | Escutcheon Assembly RHR, C4, D4, E4 - Std | \$463.00 |
| 364F39* | Escutcheon Assembly LHR, C4, D4, E4 - Std | |
| 365F003 | Slide Extension S/A Door 1-3/4" | \$68.00 |
| 365F013 | Slide Extension S/A Door 2-1/4" | |
| 365F033 | Slide Extension S/A Door 1-3/4" or Lever Trim | |
| 365F98* | 1/4-20 x 2" OHTS-F-PH Metal Door | \$10.20 |
| 376F42 | Latch Sub Assembly | |
| | 611, 612, 613, 619, 625, 626 | \$80.00 |
| | 605, 606, 629, 630 | \$95.00 |
| 378F745 | Tenon Sub Assembly | \$66.00 |

*Specify Finish. Subject to availability.

† Sold only in multiples of the number indicated. Price is each.

DEVICE PARTS (Cont'd)

| PART NO. | DESCRIPTION | LIST PRICE | PART NO. | DESCRIPTION | LIST PRICE |
|--------------|------------------------------|------------|---|--|------------|
| 392L19* | Adj. Bottom Rod Assembly | \$341.00 | 468F246 | Active Backplate Assembly, RH | \$1,214.00 |
| 393L13-M672* | Top Rod | \$266.00 | 468F256 | Active Backplate Assembly, LH | |
| 399F188 | Lower Bolt Assembly | \$529.00 | 468F266 | Active Backplate Assembly, RH | |
| 402F99* | Thumbpiece | \$69.00 | 468F276 | Active Backplate Assembly, LH | |
| 403F035 | Slide x4M Trim | \$136.00 | 468F355 | Cylinder housing | \$15.00 |
| 403F30* | Washer | \$5.80 | 480F128 | Inactive Backplate Assembly | \$162.00 |
| 405F428 | Anchor | \$10.20 | 480F13* | Lever | \$409.00 |
| 405F458 | Mullion (507) 7'2" door | \$360.00 | 480F188 | Spindle | \$67.00 |
| Ø 405F466 | Bottom Plate | \$162.00 | 480F198 | Nut | \$15.00 |
| 405F476 | Top Plate | \$145.00 | 480F208 | Rollback | \$16.00 |
| 405F496 | Bottom Plate Assembly | | | | |
| Ø 409F836 | Top Plate Assembly | | | | |
| 412F133* | Screw, 8-32 x 5/16" | \$5.80 | 480F28* | Lever & Spindle Assembly | \$381.00 |
| 412F157 | Lever Pivot | \$19.00 | 480F30* | Lever & Spindle Assembly | |
| 412F167 | Deadlocking Plunger | \$31.00 | 480F33* | Lever & Spindle Assembly | \$385.00 |
| 412F451 | Inactive Backplate Assembly | \$159.00 | 480F375 | Slide | \$75.00 |
| 416F818 | Stud | \$14.00 | 482F442 | *Bushing | \$83.00 |
| 418F288 | Dogging Screw | \$10.20 | 482F49* | Escutcheon | |
| 418F308 | Rivet | \$5.80 | 482F73* | Escutcheon & Bushing | \$385.00 |
| 418F352 | Hub | \$73.00 | 484F418 | Rollback | \$26.00 |
| 418F368 | Lever, RH | \$8.80 | 484F898 | Knob Shank Sub Assembly | \$50.00 |
| 418F378 | Lever, LH | | | | |
| 420F128* | Screw Packet | \$68.00 | 492F195 | Slide | \$133.00 |
| 433F978 | Lever Pivot | \$66.00 | BLANK PLATE FOR STOCK HOLLOW METAL DOORS | | |
| 433F988 | Lever Pivot | | | | |
| 434F008 | Lever Pivot | \$37.00 | 561F29 | Blank Plate 14" x 3-1/2" Used on the outside of stock cut-out hollow metal doors where no trim is desired 605, 606, 612, 613, 619, 625, 626, 630 | \$201.00 |
| 434F028 | Screw 1/4-20 x 3/4" BUHC-SK | \$4.30 | BLANK FRONTS AND STRIKES FOR STOCK HOLLOW METAL DOORS AND FRAMES | | |
| 464F028 | Mullion (508) 8' door | \$349.00 | Steel, USP | | |
| 464F915 | Active Case Casting only | \$68.00 | 077F198 | Front, 2-1/4" x 1-1/8" | \$14.00 |
| 467F942 | Thumbpiece Lever RH | \$125.00 | 334F99 | Front, 8" x 1-1/4" | \$31.00 |
| 467F952* | Thumbpiece Lever LH | | | | |
| 468F022* | Lever, inactive RH | \$185.00 | Ø 236L718018 | Strike, 4-7/8" x 1-1/4" | \$14.00 |
| 468F032* | Lever, inactive LH | | | | |
| 468F122 | Thumbpiece Lever Assembly RH | \$318.00 | 321F24* | RHR Bracket for P3 trim | \$162.00 |
| 468F132 | Thumbpiece Lever Assembly LH | | | | |
| 468F147 | Latch Pin Assembly RH | \$125.00 | 393L13-M672* | Top Rod | \$266.00 |
| 468F157 | Latch Pin Assembly LH | | | | |
| 468F162 | Lever Assembly RH | \$116.00 | Ø 399F168 | Spindle Adapter | \$71.00 |
| 468F172 | Lever Assembly LH | | | | |
| 468F202* | Lever Assembly RH | \$293.00 | 399F178 | Lower Rod Assembly | \$266.00 |
| 468F212* | Lever Assembly LH | | | | |
| | | | 402F983 | Extension Slide | \$53.00 |
| | | | 402F99* | Thumbpiece | \$69.00 |
| | | | 408F258 | Guide Spring | \$4.30 |
| | | | 503F533 | Bottom Strike | \$92.00 |
| | | | 503F557 | Top Strike | \$85.00 |
| | | | 503F567 | Top Strike - Fire Rated | |
| | | | 376F37* | Sex Nut (For 1-3/4 & 2" doors) | \$10.20 |
| | | | MISCELLANEOUS | | |
| | | | 148F228 | Pin | \$4.30 |

*Specify Finish. Ø Subject to availability.
 † Sold only in multiples of the number indicated. Price is each.

DC3000/DC5200 Series Door Closers

USA & Canada Prices Effective March 1, 2024

| DC3000 CLOSER PARTS | | |
|---|---|------------|
| PART NO. | DESCRIPTION | LIST PRICE |
| TOOLS | | |
| 330F10 | Hex wrench for closer valve, 3/32" | \$7.50 |
| 597F24 | Torx tool kit | \$304.00 |
| CLOSER BODIES 600, 689, 690, 691, 693, 696 | | |
| 540F27 | Closer body for DC3200 | \$464.00 |
| 597F35 | Closer body for DC3200 x M71 | \$526.00 |
| M71 = Delayed action | | |
| ARMS 600, 689, 690, 691, 693, 696 | | |
| 688F95 | Regular arm | \$192.00 |
| 688F77 | Regular arm with hold-open | \$284.00 |
| 688F95 | Top jamb | \$192.00 |
| 688F77 | Top jamb with hold-open | \$284.00 |
| 689F02 | Heavy-duty parallel arm | \$289.00 |
| 689F01 | Heavy-duty parallel arm with hold-open | \$323.00 |
| 597F52 | Heavy-duty regular arm | \$289.00 |
| 689F03 | Heavy-duty parallel arm with backstop | \$303.00 |
| 689F04 | Heavy-duty parallel arm with backstop & hold-open | \$280.00 |
| 691F98 | Reg. secondary arm assy. | \$68.00 |
| 691F99 | Deep reveal secondary arm assembly | \$69.00 |
| 692F02 | Reg. H.D. secondary arm assembly | \$255.00 |
| 692F03 | Deep reveal H.D. secondary arm assembly | \$441.00 |
| BRACKETS 600, 689, 690, 691, 693, 696 | | |
| 188F03 | Quik-Install™ | \$29.00 |
| 188F41 | Parallel arm | \$37.00 |
| 509F49 | Parallel arm with hold-open | \$67.00 |
| 188F62 | Parallel arm offset | \$45.00 |
| 188F63 | Parallel arm for flush transom | \$67.00 |
| 244F17 | Regular arm mortise | \$80.00 |
| 447F14 | Angle Support Bracket and Spacer | \$67.00 |
| DROP PLATES 600, 689, 690, 691, 693, 696 | | |
| 188F65 | For DC3220 x full cover | \$106.00 |
| 597F58 | For DC3210 x full cover | |
| COVERS 600, 689, 690, 691, 693, 696 | | |
| 597F78 | Full cover and insert packet (standard) | \$66.00 |
| PAINT (PER CAN) | | |
| 597F94 | Silver Aluminum - 689 | \$84.00 |
| 597F95 | Dark Bronze - 690 | |
| 597F96 | Light Bronze - 691 | |
| 597F97 | Satin Brass - 696 | |

| DC5200 CLOSER PARTS | | |
|---|--|------------|
| PART NO. | DESCRIPTION | LIST PRICE |
| CLOSER BODY 600, 689, 690, 691, 693, 696 | | |
| 754F68 | Closer Body Only | \$677.00 |
| ARMS 600, 689, 690, 691, 693, 696 | | |
| 754F95 | Slide Track & Arm Assy., Non-Hold Open | \$290.00 |
| 754F96 | Slide Track & Arm Assy., Hold Open | \$438.00 |
| 754F92 | Hold Open Assembly | \$67.00 |
| COVER | | |
| 754F79 | Plastic Cover | \$67.00 |
| DROP PLATE | | |
| 754F80 | Push side, drop plate | \$71.00 |
| ANGLE BRACKET | | |
| 754F93 | Slide Track Angle Bracket | \$129.00 |
| SCREW PACKETS | | |
| 754F69 | Closer Screw Pack | \$17.00 |
| 754F70 | Spline Screw Pack | \$45.00 |
| 754F94 | Track Screw Pack | \$22.00 |

CLOSER PARTS

| PART NO. | DESCRIPTION | LIST PRICE |
|---|--|------------|
| CLOSER BODIES 600, 689, 690, 691, 693, 696 | | |
| 689F12 | Closer body for DC6200 | \$600.00 |
| 689F13 | Closer body for DC6200 x M71 | \$662.00 |
| 689F14 | Closer body for DC6401 | \$600.00 |
| 689F15 | Closer body for DC6402 | |
| 689F16 | Closer body for DC6403 | |
| 689F17 | Closer body for DC6404 | |
| 689F18 | Closer body for DC6405 | |
| 689F19 | Closer body for DC6406 | |
| 691F52 | Closer body for DC6401 x M71 | \$662.00 |
| 691F53 | Closer body for DC6402 x M71 | |
| 691F54 | Closer body for DC6403 x M71 | |
| 691F55 | Closer body for DC6404 x M71 | |
| 691F56 | Closer body for DC6405 x M71 | |
| 691F57 | Closer body for DC6406 x M71 | |
| M71 = Delayed action | | |
| ARMS 600, 689, 690, 691, 693, 696 | | |
| 688F95 | Regular arm, consists of: | \$192.00 |
| | 688F99 main arm & tube assembly | \$121.00 |
| | 688F98 rod & shoe assembly | \$51.00 |
| | 688F92 hex screw pkg. | \$21.00 |
| 688F77 | Regular arm with hold-open (A1), consists of: | \$284.00 |
| | 691F92 main arm & rod assy | \$112.00 |
| | 540F40 hold-open bracket assembly | \$172.00 |
| 689F02 | Heavy duty parallel arm (A3) | \$289.00 |
| 689F01 | Heavy duty parallel arm with hold-open (A2) | \$323.00 |
| 597F52 | Heavy duty regular arm (A10) | \$289.00 |
| 689F03 | Heavy duty parallel arm with backstop (A4) | \$303.00 |
| 689F04 | Heavy duty parallel arm with backstop & hold-open (A5) | \$280.00 |
| 615F52 | HD Spring stop for Dr. width. 28"-32" (A11) | \$289.00 |
| 615F54 | Unitrol® for Dr. width. 33"-41" | |
| 615F56 | Unitrol® for Dr. width. 42"-48" | |
| 615F51 | Unitrol®/HO for Dr. width. 28"-32" (A12) | |
| 615F53 | Unitrol®/HO for Dr. width. 33"-41" | |
| 615F55 | Unitrol®/HO for Dr. width. 42"-48" | |
| 691F96 | Heavy-duty offset arm (A13) | \$189.00 |
| 754F16 | DC6230, DC6430 pull side - arm only | \$147.00 |
| 754F10 | DC6230, DC6430 - track only (hold-open) | \$438.00 |
| 754F09 | DC6230, DC6430 - track only (non hold-open) | \$290.00 |
| 754F44 | DC6230, DC6430 pull side track assembly, non-hold open | \$619.00 |
| 754F45 | DC6230, DC6430 pull side track assembly, hold open | \$774.00 |
| 754F12 | DC6240, DC6440 push side track & arm (non hold open) | \$432.00 |
| 754F14 | DC6240, DC6440 - track only (non hold-open) | \$290.00 |
| 754F13 | DC6240, DC6440 track & arm (hold-open) | \$586.00 |
| 754F15 | DC6240, DC6440 - track only (hold-open) | \$438.00 |
| 754F16 | DC6240, DC6440 - arm only (hold-open) | \$147.00 |
| 691F72 | Deep reveal arm (7-1/4" max), consists of: | \$176.00 |
| | 688F99 main arm and arm tube assy | \$121.00 |
| | 691F75 rod & shoe assembly | \$56.00 |

| PART NO. | DESCRIPTION | LIST PRICE |
|---|--|------------|
| ARMS 600, 689, 690, 691, 693, 696 | | |
| 691F74 | Deep reveal arm w/hold-open (7-1/4" max), consists of: | \$233.00 |
| | 691F95 main arm & rod assy- deep reveal | \$61.00 |
| | 540F40 hold-open bracket assy. | \$172.00 |
| 615F58 | Reinforcing bracket | \$56.00 |
| 615F59 | Deep reveal reinforcing kit | \$73.00 |
| 615F60 | Flush partition bracket | \$54.00 |
| 692F04 | Friction, Hold Open Arm RH | \$177.00 |
| 692F05 | Friction, Hold Open Arm LH | |
| 692F00 | Reg. Secondary Arm Assy. | \$68.00 |
| 692F01 | Top Jamb Secondary Arm Assy. | \$69.00 |
| 692F02 | Reg. H.D. Secondary Arm Assy. | \$255.00 |
| 692F03 | Deep Reveal HD. Secondary Arm Assy. | \$441.00 |
| BRACKETS 600, 689, 690, 691, 693, 696 | | |
| 188F03 | Quik-Install™ | \$29.00 |
| 188F41 | Parallel arm | \$37.00 |
| 509F49 | Parallel arm with hold-open | \$67.00 |
| 188F63 | Parallel arm for flush transom | |
| 188F62 | Parallel arm offset | \$45.00 |
| 244F17 | Regular arm mortise | \$80.00 |
| 447F14 | Angle support | \$67.00 |
| 499F30 | Flush transom | \$42.00 |
| 691F78 | Spacer | \$9.00 |
| COVERS 600, 689, 690, 691, 693, 696 | | |
| 597F78 | Full cover and insert pkt. (standard) | \$66.00 |
| 603F55 | Full metal cover RH/LHR | \$71.00 |
| 603F57 | Full metal cover LH/RHR | |
| 261F95 | Cover screw pack | \$9.00 |
| DROP PLATES 600, 689, 690, 691, 693, 696 | | |
| 188F65 | For DC6220 x full cover | \$106.00 |
| | For DC6420 x full cover | |
| 597F58 | For DC6210, DC6410, DC6240, DC6440 x full cover | |
| 597F59 | For DC6230, DC6240, x full cover | |
| | For DC6430, DC6440 x full cover | |
| BLADE STOP SPACER | | |
| 597F92 | 1/2" Spacer block | \$32.00 |
| 597F93 | 5/8" Spacer block | \$54.00 |
| SCREW PACKETS 600, 689, 690, 691, 693, 696 | | |
| 691F93 | Standard Screw Pack | \$20.00 |
| 691F94 | Standard Screw Pack w/ Sex Nuts | \$31.00 |
| 468F34 | SNB for 1-3/4" door | \$19.00 |
| 691F89 | Torx® Screw Pack | \$45.00 |
| 691F90 | Torx Screw Pack with Sex Nuts | \$50.00 |
| 597F24 | Torx® tool kit | \$304.00 |
| 754F43 | Screw pack (push or pull track) | \$29.00 |
| PAINT (PER CAN) | | |
| 597F94 | Silver Aluminum - 689 | \$84.00 |
| 597F95 | Dark Bronze - 690 | |
| 597F96 | Light Bronze - 691 | |
| 597F97 | Satin Brass - 696 | |

CLOSER PARTS

| PART NO. | DESCRIPTION | LIST PRICE |
|----------------------|---|------------|
| CLOSER BODIES | | |
| 754F21 | Closer body for DC8200 | \$721.00 |
| 754F26 | Closer body for DC8200 x M71 | \$788.00 |
| ARMS | | |
| 688F95 | Regular arm, consists of: | \$192.00 |
| | 688F99 main arm & tube assembly | \$121.00 |
| | 688F98 rod & shoe assembly | \$51.00 |
| | 688F92 hex screw pkg. | \$21.00 |
| 688F77 | Regular arm with hold-open (A1), consists of: | \$284.00 |
| | 691F92 main arm & rod assy | \$112.00 |
| | 540F40 hold open bracket assembly | \$172.00 |
| 689F02 | Heavy-duty parallel arm (A3) | \$289.00 |
| 689F01 | Heavy-duty parallel arm with hold-open (A2) | \$323.00 |
| 597F52 | Heavy-duty regular arm (A10) | \$289.00 |
| 689F03 | Heavy-duty parallel arm with backstop (A4) | \$303.00 |
| 689F04 | Heavy-duty parallel arm with backstop & hold-open (A5) | \$280.00 |
| 615F52 | Unitrol® - Dr. width 28"-32" (A11) | \$289.00 |
| 615F54 | Unitrol® - Dr. width 33"-41" (A11) | |
| 615F56 | Unitrol® - Dr. width 42"-48" (A11) | |
| 615F51 | Unitrol® w/ Hold Open - Dr. width 28"-32" (A12) | |
| 615F53 | Unitrol® w/ Hold Open - Dr. width 33"-41" (A12) | \$323.00 |
| 615F55 | Unitrol® w/ Hold Open - Dr. width 42"-48" (A12) | |
| 691F96 | Heavy-duty offset arm (A13) | \$189.00 |
| 692F04 | Heavy duty friction hold open, RH (A14) | \$177.00 |
| 692F05 | Heavy duty friction hold open, LH (A14) | \$177.00 |
| 754F09 | Pull side track only, non-hold open | \$290.00 |
| 754F10 | Pull side track only, hold open | \$438.00 |
| 754F12 | Push side track & arm, non-hold open | \$432.00 |
| 754F13 | Push side track & arm, hold open | \$586.00 |
| 754F14 | Push side track only, non-hold open | \$290.00 |
| 754F15 | Push side track only, hold open | \$438.00 |
| 754F16 | Slide track assembly (non-hold open or hold open) | \$147.00 |
| 691F72 | Deep reveal arm (7 1/4" max) consists of: | \$176.00 |
| | 688F99 main arm and arm tube assy | \$121.00 |
| | 691F75 rod & shoe assembly | \$56.00 |
| 691F74 | Deep reveal arm with hold-open (7 1/4" max), consists of: | \$233.00 |
| | 691F95 main arm & rod assy- deep reveal | \$61.00 |
| | 540F40 hold open bracket assy. | \$172.00 |
| 615F58 | Reinforcing bracket | \$56.00 |
| 615F59 | Deep reveal reinforcing kit | \$73.00 |
| 615F60 | Flush partition bracket | \$54.00 |

| PART NO. | DESCRIPTION | LIST PRICE |
|--------------------------|---|------------|
| BRACKET | | |
| 754F18 | Quik-Install™ | \$31.00 |
| 188F41 | Parallel arm | \$37.00 |
| 509F49 | Parallel arm with hold-open | \$67.00 |
| 188F63 | Parallel arm for flush transom | |
| 188F62 | Parallel arm offset | \$45.00 |
| 244F17 | Regular arm mortise | \$80.00 |
| 447F14 | Angle support | \$67.00 |
| 499F30 | Heavy duty parallel arm flush transom bracket | \$42.00 |
| COVERS | | |
| 754F84 | Full ABS cover | \$42.00 |
| 754F22 | Full metal cover RH/LHR | \$98.00 |
| 754F23 | Full metal cover LH/RHR | |
| 754F17 | Cover screw pack | \$9.00 |
| DROP PLATES | | |
| 754F20 | For DC8200 (regular) | \$132.00 |
| 754F24 | For DC8200 (with concealed holder) | \$132.00 |
| | For DC8220 (top jamb) | |
| 754F25 | For DC8210 (parallel) | \$132.00 |
| | For DC8230 (pull side track) | |
| | For DC8240 (push side track) | |
| BLADE STOP SPACER | | |
| 597F92 | 1/2" Spacer block | \$32.00 |
| 597F93 | 5/8" Spacer block | \$54.00 |
| SCREW PACKETS | | |
| 754F37 | Standard screw pack | \$21.00 |
| 754F29 | Standard screw pack (includes sex nuts) | |
| 754F30 | SNB for 1-3/4" door | \$27.00 |
| 754F38 | Torx® screw pack | \$66.00 |
| 754F34 | Torx screw pack (includes sex nuts) | |
| 597F24 | Torx® tool kit | \$304.00 |
| 754F35 | Main arm screw & washer | \$11.00 |
| RETROFIT PLATES | | |
| 754F36 | To Replace DC6000 (Reg. Arm) | \$144.00 |
| 754F46 | To Replace DC6000 (Par. Arm or Top Jamb) | \$144.00 |

| PART NO. | DESCRIPTION | LIST PRICE |
|---|--|------------|
| DC62900 SERIES ELECTROMECHANICAL CLOSERS | | |
| 689F12 | DC6000 Closer Body | \$600.00 |
| 188F03 | Quik-Install Bracket | \$29.00 |
| 597F78 | Full Cover | \$66.00 |
| 603F55 | Full Metal Cover RH | \$71.00 |
| 603F57 | Full Metal Cover LH | |
| 692F24 | Standard Arm Assembly | \$141.00 |
| 692F25 | Adjusting Head and Tube Assembly | \$178.00 |
| 692F14 | Slide Assembly | \$153.00 |
| 692F15 | Arm Stud Clip | \$16.00 |
| 692F16 | Track Assembly End Cap | \$12.00 |
| 692F17 | Solenoid Block Assembly, 24V | \$488.00 |
| 692F19 | Adjusting Rod Assembly | \$73.00 |
| 692F20 | Arm Stud | \$11.00 |
| 692F21 | Retaining Ring | \$6.00 |
| 692F23 | Arm Length Adjusting Screw | \$4.50 |
| 754F02 | Double Egress Arm, RH | \$258.00 |
| 754F03 | Double Egress Arm, LH | |
| 754F04 | Adjusting Head and Tube Assembly, RH | \$176.00 |
| 754F05 | Adjusting Head and Tube Assembly, LH | |
| 754F52 | Track Assy. (Hinge Side) support units | \$604.00 |
| 754F53 | Track Assy. (Stop Side) support units | |
| 754F54 | Hook-Up Board, Support, 24V | \$197.00 |
| 754F55 | Hook-Up Board, Support, 120V | \$296.00 |
| 754F58 | Hook-Up Box, Support unit, 24V, push side | \$508.00 |
| 754F59 | Hook-Up Box, Support unit, 120V, push side | |
| 754F63 | Hook-Up Box, Support unit, 24V, pull side | \$524.00 |
| 754F64 | Hook-Up Box, Support unit, 120V, pull side | |
| 754F66 | Fuse | \$30.00 |
| 754F72 | Hook-Up Box Cover Kit (included cover & screws), Support | \$85.00 |

| PART NO. | DESCRIPTION | LIST PRICE |
|-------------------------------|------------------------------|------------|
| Access 800® AC2 Series | | |
| 794F509 | Gaskets Exit device - Reader | \$17.00 |
| 794F519 | Gaskets Exit device trim | |
| 794F529 | Gaskets Cylindrical lock | \$22.00 |
| 794F539 | Gaskets Mortise lock | |

| PART NO. | DESCRIPTION | LIST PRICE |
|------------------|---|------------|
| Motorized | | |
| 789F929 | ECOFLEX, Motor SUB Assembly | \$210.00 |
| 728F709 | Harness Fail Safe / Fail Secure | \$26.00 |
| 789F859 | Motor Mortise ECOFLEX | \$170.00 |
| 728F759 | ECOFLEX ET Harness A800 AC2 | \$26.00 |
| 789F869 | ECOFLEX ET Link Harness IN100 | |
| 728F799 | ECOFLEX ET Link Harness A800 WI1 & IP1 | |
| 789F879 | ECOFLEX ET Link Harness A700 PIP1, PWI1, IN120, IN220 | |
| 728F809 | ECOFLEX ET Link Harness A700 PAC1 | |
| 728F939 | ECOFLEX ET Link Harness A600 & SE LP10 | |
| 728F799 | ECOFLEX ET Ground Wire A800 WI1, IP1 | |

| Part Number | Page | Part Number | Page | Part Number | Page | Part Number | Page | Part Number | Page |
|-------------|------|-------------|------|-------------|------|-------------|------|---------------|------|
| 019F137 | 415 | 122F639 | 424 | 184F948 | 424 | 217L13M022 | 413 | 224F008 | 413 |
| 021F688 | 382 | 122F643* | 424 | 186F748 | 382 | 217L13M022 | 414 | 224F348 | 425 |
| 021F718 | 382 | 123F22 | 423 | 188F03 | 428 | 217L13M024 | 404 | 224F392 | 425 |
| 022F723 | 416 | 123F538 | 424 | 188F03 | 429 | 217L13M024 | 408 | 224F448 | 425 |
| 022F80 | 415 | 129F499 | 424 | 188F03 | 431 | 217L13M024 | 410 | 224F508 | 425 |
| 025F722 | 382 | 129F848 | 382 | 188F41 | 428 | 217L13M024 | 413 | 225F998 | 425 |
| 025F858 | 410 | 129F848 | 424 | 188F41 | 429 | 217L13M024 | 414 | 228F188 | 425 |
| 025F858 | 412 | 131F278 | 415 | 188F41 | 430 | 217L13M028 | 404 | 228F348 | 416 |
| 026F757 | 381 | 134F05 | 383 | 188F62 | 428 | 217L13M028 | 408 | 228F497 | 425 |
| 041F478 | 382 | 134F05 | 424 | 188F62 | 429 | 217L13M028 | 410 | 228F517 | 425 |
| 041F478 | 404 | 135F108 | 382 | 188F62 | 430 | 217L13M028 | 413 | 228F528 | 425 |
| 060F053 | 416 | 135F192 | 382 | 188F63 | 428 | 217L13M028 | 414 | 228F558 | 425 |
| 060F338 | 415 | 138F888 | 415 | 188F63 | 429 | 217L13M032 | 404 | 228F687 | 425 |
| 060F428 | 415 | 140F528 | 424 | 188F63 | 430 | 217L13M032 | 408 | 228F808 | 425 |
| 067F428 | 415 | 140F978 | 415 | 188F65 | 428 | 217L13M032 | 410 | 228F817 | 425 |
| 070F428 | 415 | 141L548 | 424 | 188F65 | 429 | 217L13M032 | 413 | 228F847 | 425 |
| 070F438 | 415 | 141L59 | 424 | 188F738 | 416 | 217L13M032 | 414 | 236L720M40FIN | 386 |
| 071F628 | 415 | 142F43 | 423 | 188F758 | 416 | 217L13M036 | 404 | 236L720M44FIN | 386 |
| 071F638 | 415 | 142F44* | 424 | 194F228 | 415 | 217L13M036 | 408 | 236L720M48FIN | 386 |
| 071F673 | 416 | 143F248 | 424 | 195K68 | 380 | 217L13M036 | 410 | 236L72M014FIN | 386 |
| 077F198 | 427 | 144F298 | 416 | 197F347 | 382 | 217L13M036 | 413 | 236L72M018FIN | 386 |
| 078F078 | 415 | 144F308 | 416 | 197F357 | 382 | 217L13M036 | 414 | 236L72M020FIN | 386 |
| 079F00 | 385 | 144F33 | 415 | 197F527 | 381 | 217L13M040 | 404 | 236L72M022FIN | 386 |
| 079F02 | 385 | 144F34 | 415 | 198F71 | 415 | 217L13M040 | 408 | 236L72M024FIN | 386 |
| 081F778 | 415 | 144F888 | 416 | 200F168 | 425 | 217L13M040 | 410 | 236L72M028FIN | 386 |
| 082L67 | 416 | 145F328 | 416 | 201F188 | 416 | 217L13M040 | 413 | 236L72M032FIN | 386 |
| 083L96M032 | 416 | 145F543* | 424 | 206F578 | 399 | 217L13M040 | 414 | 236L72M036FIN | 386 |
| 083L96M034 | 416 | 146F788 | 382 | 213F117 | 425 | 217L13M044 | 404 | 236L75M020 | 416 |
| 083L96M036 | 416 | 147F078 | 415 | 217F422 | 381 | 217L13M044 | 408 | 240L08018 | 416 |
| 083L96M040 | 416 | 148F228 | 427 | 217F43 | 382 | 217L13M044 | 410 | 240L08020 | 416 |
| 083L96M048 | 416 | 148F367 | 424 | 217F432 | 381 | 217L13M044 | 413 | 240L08022 | 416 |
| 092F789 | 416 | 148F448 | 424 | 217F44 | 382 | 217L13M044 | 414 | 240L50 | 423 |
| 102F198 | 416 | 156F43 | 415 | 217F442 | 381 | 217L13M048 | 404 | 240L51 | 423 |
| 102F278 | 416 | 156F648 | 416 | 217L13M016 | 404 | 217L13M048 | 408 | 242F508 | 416 |
| 102F378 | 416 | 156F658 | 416 | 217L13M016 | 408 | 217L13M048 | 410 | 243F769 | 425 |
| 103F448 | 416 | 156F837 | 415 | 217L13M016 | 410 | 217L13M048 | 413 | 243F798 | 425 |
| 103F458 | 416 | 157F11 | 415 | 217L13M016 | 413 | 217L13M048 | 414 | 243F808 | 425 |
| 114F678 | 416 | 158F062 | 382 | 217L13M016 | 414 | 219F888 | 382 | 243F85 | 425 |
| 118F299 | 422 | 164F329 | 424 | 217L13M018 | 404 | 220F498 | 425 | 244F17 | 428 |
| 120F768 | 404 | 168F818 | 416 | 217L13M018 | 408 | 220F718 | 399 | 244F17 | 429 |
| 121F012 | 382 | 171F468 | 381 | 217L13M018 | 410 | 220F722 | 425 | 244F17 | 430 |
| 122F188 | 424 | 171F798 | 415 | 217L13M018 | 413 | 220F75 | 425 | 244F647 | 416 |
| 122F248 | 424 | 173F698 | 424 | 217L13M018 | 414 | 220F75-B | 425 | 249F33* | 425 |
| 122F413 | 424 | 173F728 | 424 | 217L13M020 | 404 | 220F778 | 425 | 249F768 | 416 |
| 122F508 | 424 | 173F798 | 382 | 217L13M020 | 408 | 220F827 | 425 | 249F773 | 416 |
| 122F518 | 424 | 175F518 | 424 | 217L13M020 | 410 | 220F848 | 425 | 250F088 | 382 |
| 122F568 | 424 | 176F653 | 423 | 217L13M020 | 413 | 220F85* | 425 | 251F198 | 416 |
| 122F578 | 424 | 183F74 | 424 | 217L13M020 | 414 | 221F948* | 425 | 252F82 | 383 |
| 122F593 | 424 | 183F75 | 424 | 217L13M022 | 404 | 222F71* | 425 | 253F118 | 425 |
| 122F608 | 424 | 183F857 | 423 | 217L13M022 | 408 | 222F85 | 416 | 253F758 | 382 |
| 122F618 | 424 | 184F825 | 424 | 217L13M022 | 410 | 223F29 | 416 | 253F768 | 382 |

| Part Number | Page | Part Number | Page | Part Number | Page | Part Number | Page | Part Number | Page |
|-------------|------|-------------|------|---------------|------|--------------|------|-------------|------|
| 253F778 | 382 | 269F75 | 423 | 334K01 | 380 | 361F308 | 426 | 402F31 | 385 |
| 253F858 | 382 | 269F76 | 423 | 335F988 | 416 | 361F913 | 423 | 402F33 | 385 |
| 253F97 | 383 | 269F808 | 399 | 340L60M018FIN | 387 | 362F153 | 382 | 402F34 | 385 |
| 254F73 | 425 | 269F91* | 425 | 340L60M020FIN | 387 | 362F432 | 382 | 402F35 | 385 |
| 255F41* | 425 | 269F92* | 425 | 340L60M022FIN | 387 | 362F498 | 426 | 402F738 | 385 |
| 255F53 | 383 | 270F01* | 425 | 340L60M024FIN | 387 | 362F918 | 426 | 402F983 | 427 |
| 255F54 | 384 | 270F02* | 425 | 340L60M028FIN | 387 | 364F228 | 426 | 402F99* | 427 |
| 261F118 | 416 | 270F11* | 425 | 340L60M032FIN | 387 | 364F272 | 426 | 402F99* | 427 |
| 261F288 | 425 | 270F15 | 383 | 340L60M036FIN | 387 | 364F288 | 426 | 403F035 | 427 |
| 261F298 | 416 | 281F272 | 382 | 340L60M040FIN | 387 | 364F308 | 426 | 403F30* | 427 |
| 261F318 | 425 | 282F325 | 425 | 340L60M044FIN | 387 | 364F36* | 426 | 403F302 Fin | 399 |
| 261F54 | 425 | 282F357 | 425 | 340L60M048FIN | 387 | 364F37* | 426 | 403F568 | 386 |
| 261F658 | 425 | 283F81 | 416 | 340L617020FIN | 387 | 364F38* | 426 | 403F677 | 385 |
| 261F95 | 429 | 284F138 | 382 | 340L61M018FIN | 387 | 364F39* | 426 | 404F858 | 386 |
| 262F901 | 425 | 284F67* | 425 | 340L61M022FIN | 387 | 365F003 | 426 | 404F868 | 385 |
| 264F698 | 391 | 284F977 | 426 | 340L61M024FIN | 387 | 365F013 | 426 | 405F428 | 427 |
| 264F958 | 425 | 286F507 | 415 | 340L61M028FIN | 387 | 365F033 | 426 | 405F458 | 427 |
| 267F97 | 383 | 287F608 | 416 | 340L61M032FIN | 387 | 365F958 | 382 | 405F476 | 427 |
| 268F647 | 425 | 291F498 | 426 | 340L61M036FIN | 387 | 365F968 | 382 | 405F496 | 427 |
| 268F848 | 425 | 291F578 | 426 | 340L61M040FIN | 387 | 365F98* | 426 | 405F772 | 416 |
| 268F878 | 425 | 293F183 | 426 | 340L61M044FIN | 387 | 366F70 | 384 | 406F438 | 382 |
| 269F048 | 425 | 293L14 | 416 | 340L61M048FIN | 387 | 368F918 | 382 | 407K63 | 380 |
| 269F058 | 425 | 300F688 | 395 | 341F318 | 426 | 370F29 | 383 | 407K64 | 380 |
| 269F08 | 425 | 300F71 | 423 | 342F032 | 416 | 370F31 | 383 | 407K65 | 380 |
| 269F088 | 385 | 301F567 | 415 | 342F052 | 415 | 370F33 | 384 | 407T314097 | 381 |
| 269F098 | 394 | 303F242 | 416 | 351F50* | 426 | 370F35 | 384 | 407T314125 | 381 |
| 269F31 | 425 | 303F25 | 383 | 351F51* | 426 | 376F37* | 427 | 407T314153 | 381 |
| 269F32 | 425 | 304F337 | 423 | 351F528 | 426 | 376F42 | 426 | 407T324097 | 381 |
| 269F33 | 425 | 304F347 | 423 | 351F553 | 426 | 377F308 | 392 | 407T324125 | 381 |
| 269F34 | 425 | 305F318 Fin | 399 | 351F56* | 426 | 377F80 | 390 | 407T324153 | 381 |
| 269F35 | 425 | 306F068 | 426 | 351F57* | 426 | 378F745 | 426 | 407T334097 | 381 |
| 269F36 | 425 | 306F078 | 426 | 351F72 | 426 | 378K18 | 380 | 407T334125 | 381 |
| 269F378 | 425 | 310F488 | 382 | 351F73 | 426 | 379F805 | 382 | 407T334153 | 381 |
| 269F393 | 425 | 314F887 | 381 | 351F797 | 426 | 381F30 | 415 | 407T414242 | 381 |
| 269F403 | 425 | 314F987 | 381 | 351F807 | 426 | 383F82 | 390 | 407T414270 | 381 |
| 269F413 | 425 | 314F997 | 382 | 351F823 | 426 | 384F03 | 394 | 407T414298 | 381 |
| 269F42 | 425 | 315F93 Fin | 408 | 351F833 | 426 | 384F11 | 390 | 407T414326 | 381 |
| 269F468 | 425 | 315F94 Fin | 408 | 351F849 | 426 | 391F658 | 384 | 407T414354 | 381 |
| 269F479 | 425 | 318F66 | 387 | 351F85* | 426 | 391F658 | 392 | 407T424242 | 381 |
| 269F488 | 425 | 320F442 | 382 | 351F867 | 426 | 392F22 | 423 | 407T424270 | 381 |
| 269F499 | 425 | 320F442 | 416 | 351F873 | 426 | 392F24 | 423 | 407T424298 | 381 |
| 269F528 | 425 | 321F24* | 427 | 351F883 | 426 | 392F28 | 423 | 407T424326 | 381 |
| 269F538 | 425 | 321F907 | 426 | 351F897 | 426 | 392F29 | 423 | 407T424354 | 381 |
| 269F549 | 425 | 329F998 | 382 | 351F907* | 426 | 392L19* | 427 | 407T434158 | 381 |
| 269F559 | 425 | 330F10 | 428 | 351F988 | 426 | 393L13-M672* | 427 | 407T434193 | 381 |
| 269F569 | 425 | 333F519 | 426 | 352F021 | 426 | 393L13-M672* | 427 | 408F258 | 427 |
| 269F578 | 425 | 333F998 | 382 | 352F042 | 423 | 394F198 | 416 | 408K45 | 380 |
| 269F587 | 425 | 334F128 | 382 | 352F05 | 423 | 399F178 | 427 | 409F865 | 406 |
| 269F608 | 425 | 334F238 | 382 | 352F068 | 426 | 399F188 | 427 | 409F875 | 407 |
| 269F73 | 423 | 334F99 | 427 | 353F868 | 382 | 402F29 | 385 | 409F875 | 412 |
| 269F74 | 423 | 334F998 | 385 | 354F198 | 382 | 402F30 | 385 | 409F905 | 412 |

| Part Number | Page | Part Number | Page | Part Number | Page | Part Number | Page | Part Number | Page |
|---------------|------|-------------|------|-------------|------|-------------|------|-------------|------|
| 409K12 | 380 | 429F41 | 419 | 447F43 | 419 | 480F208 | 427 | 488F088 | 388 |
| 411L62 | 423 | 432F86 | 395 | 447F44 | 384 | 480F28* | 427 | 488F09 | 386 |
| 411L62M016FIN | 387 | 433F76 | 395 | 447F45 | 384 | 480F30* | 427 | 488F108 | 382 |
| 411L62M018FIN | 387 | 433F77 | 395 | 447F46 | 384 | 480F33* | 427 | 488F108 | 388 |
| 411L62M020FIN | 387 | 433F78 | 395 | 461F108 | 382 | 480F375 | 427 | 488F27 | 388 |
| 411L63 | 423 | 433F978 | 427 | 463F918 | 423 | 480F68 | 413 | 488F31 | 388 |
| 411L63M016FIN | 387 | 433F988 | 427 | 464F028 | 427 | 480F688 Fin | 408 | 488F928 | 382 |
| 411L63M018FIN | 387 | 434F008 | 427 | 464F915 | 427 | 480F69 | 416 | 488K84 | 380 |
| 411L63M020FIN | 387 | 434F028 | 427 | 465F57 | 386 | 480F70 | 416 | 488K85 | 380 |
| 412F133* | 427 | 436F038 | 423 | 466F229 | 386 | 480F708 | 416 | 488K99 | 380 |
| 412F157 | 427 | 436F177 | 386 | 466F279 | 416 | 482F37 | 388 | 489F028 | 382 |
| 412F167 | 427 | 437F26 | 388 | 466F40 | 388 | 482F442 | 427 | 489F882 | 415 |
| 412F451 | 427 | 437F28 | 388 | 466F41 | 388 | 482F49* | 427 | 489F892 | 415 |
| 413F488 | 382 | 437F40 | 388 | 466F42 | 388 | 482F73* | 427 | 489K49 | 380 |
| 413F498 | 382 | 437F41 | 388 | 466F45 | 388 | 483F118 | 392 | 490F558 | 382 |
| 415F16 | 415 | 437F42 | 388 | 466F46 | 388 | 483F30 | 388 | 492F195 | 427 |
| 415K73 | 380 | 438F37 | 388 | 466F47 | 388 | 483F34 | 388 | 492K90 | 380 |
| 415K74 | 380 | 438F38 | 388 | 466F50 | 388 | 483F35 | 388 | 492K91 | 380 |
| 416F355 | 423 | 438F418 | 382 | 466F51 | 388 | 483F36 | 388 | 492K92 | 380 |
| 416F38 | 416 | 438F428 | 382 | 466F52 | 388 | 483F79 | 394 | 493F31 | 394 |
| 416F39 | 383 | 438F90 | 391 | 466F73 | 388 | 483F80 | 394 | 493F34 | 394 |
| 416F818 | 427 | 439F25 | 388 | 466F74 | 388 | 483F81 | 394 | 493F76 | 380 |
| 416K08 | 380 | 439F26 | 388 | 466F75 | 388 | 483F82 | 394 | 493F77 | 380 |
| 418F288 | 427 | 439F27 | 388 | 467F338 | 416 | 483F83 | 394 | 493F78 | 380 |
| 418F308 | 427 | 439F33 | 395 | 467F345 | 416 | 483F84 | 394 | 496F32 | 415 |
| 418F352 | 427 | 439F34 | 395 | 467F358 | 416 | 483K01 | 380 | 496F33 | 415 |
| 418F368 | 427 | 439F35 | 395 | 467F36 | 416 | 484F418 | 427 | 496F34 | 415 |
| 418F378 | 427 | 442F952 | 415 | 467F378 | 416 | 484F898 | 427 | 496F718 | 416 |
| 420F128* | 427 | 444F748 | 382 | 467F733 | 423 | 484F918 | 382 | 497F528 | 394 |
| 422F88 | 383 | 444F758 | 382 | 467F942 | 427 | 484F928 | 382 | 498F928 | 395 |
| 422L842144 | 416 | 444K96 | 380 | 467F952* | 427 | 484F938 | 382 | 499F30 | 429 |
| 422L848144 | 416 | 444K97 | 380 | 468F022* | 427 | 484F948 | 382 | 499F30 | 430 |
| 423F54 | 385 | 444K98 | 380 | 468F032* | 427 | 484F958 | 382 | 499F598 | 423 |
| 423F55 | 385 | 444K99 | 380 | 468F122 | 427 | 484F968 | 382 | 499F828 | 394 |
| 423F57 | 385 | 445F318 | 395 | 468F132 | 427 | 487F08 | 394 | 499F838 | 394 |
| 423F58 | 385 | 445F82 | 394 | 468F147 | 427 | 487K10 | 380 | 499F848 | 394 |
| 423L71 | 416 | 445F83 | 394 | 468F157 | 427 | 487K11 | 380 | 502F75 | 423 |
| 424F838 | 416 | 445F84 | 394 | 468F162 | 427 | 487K13 | 380 | 502F96 | 423 |
| 426F52 | 389 | 445F85 | 395 | 468F172 | 427 | 487K15 | 380 | 503F52 | 423 |
| 427F06 | 388 | 445F869 | 394 | 468F202* | 427 | 487K17 | 380 | 503F533 | 423 |
| 427F078 | 388 | 446F572 | 382 | 468F212* | 427 | 487K19 | 380 | 503F533 | 427 |
| 427F39 | 389 | 446F582 | 382 | 468F246 | 427 | 487K21 | 380 | 503F557 | 427 |
| 427F43 | 389 | 446K68 | 380 | 468F256 | 427 | 487K38 | 380 | 503F567 | 427 |
| 427F45 | 389 | 447F14 | 428 | 468F266 | 427 | 487M048589 | 423 | 506F57 | 384 |
| 427F47 | 389 | 447F14 | 429 | 468F276 | 427 | 488F00 | 391 | 509F49 | 428 |
| 428F32 | 388 | 447F14 | 430 | 468F34 | 429 | 488F01 | 391 | 509F49 | 429 |
| 428F33 | 388 | 447F24 | 394 | 468F355 | 427 | 488F03 | 390 | 509F49 | 430 |
| 428F34 | 388 | 447F25 | 394 | 480F128 | 427 | 488F04 | 390 | 511F51 | 388 |
| 428F66 | 383 | 447F41 | 383 | 480F13* | 427 | 488F05 | 390 | 511F52 | 388 |
| 429F317 | 394 | 447F42 | 383 | 480F188 | 427 | 488F07 | 390 | 518K73 | 380 |
| 429F41 | 386 | 447F43 | 383 | 480F198 | 427 | 488F088 | 382 | 518K74 | 380 |

| Part Number | Page | Part Number | Page | Part Number | Page | Part Number | Page | Part Number | Page |
|-------------|------|------------------|------|-------------|------|-------------|------|-------------|------|
| 518K75 | 380 | 545F84 | 389 | 585F729 | 405 | 586L19M036 | 404 | 597F95 | 429 |
| 518K76 | 380 | 545F85 | 389 | 585F76 Fin | 408 | 586L19M036 | 408 | 597F96 | 428 |
| 518K77 | 380 | 545F86 | 389 | 585F762 | 409 | 586L19M036 | 413 | 597F96 | 429 |
| 519F09 | 395 | 545F87 | 389 | 585F762 | 411 | 586L19M036 | 414 | 597F97 | 428 |
| 519F10 | 395 | 545F88 | 389 | 585F77 Fin | 408 | 586L19M040 | 404 | 597F97 | 429 |
| 519F11 | 395 | 546F978 | 381 | 585F772 | 409 | 586L19M040 | 408 | 598F20 | 405 |
| 519F12 | 395 | 549F352 | 415 | 585F772 | 411 | 586L19M040 | 413 | 598F21 | 405 |
| 520F358 | 382 | 549F362 | 415 | 585F78 Fin | 408 | 586L19M040 | 414 | 598F22 | 405 |
| 522F932 | 382 | 549F52 | 383 | 585F79 Fin | 408 | 586L19M044 | 404 | 598F59 Fin | 404 |
| 534K25 | 380 | 553F482 x length | 381 | 585K46 | 380 | 586L19M044 | 408 | 598F59 Fin | 408 |
| 540F27 | 428 | 553F492 x length | 381 | 586F16 | 405 | 586L19M044 | 413 | 598F592 | 410 |
| 540F625 | 406 | 553F502 x length | 381 | 586F17 | 405 | 586L19M044 | 414 | 598F592 | 412 |
| 540F685 | 407 | 556F558 | 413 | 586F18 | 405 | 586L19M048 | 404 | 598F809 | 410 |
| 544F13 | 391 | 557F29 | 390 | 586F51 Fin | 408 | 586L19M048 | 408 | 598F809 | 412 |
| 544F14 | 391 | 561F29 | 427 | 586F512 | 412 | 586L19M048 | 413 | 598F815 | 410 |
| 544F38 | 391 | 562F402 | 382 | 586F80 | 405 | 586L19M048 | 414 | 598F815 | 412 |
| 544F39 | 391 | 562F422 | 382 | 586F81 | 405 | 592F338 | 419 | 598F825 | 410 |
| 544F40 | 391 | 563F885 | 406 | 586F82 | 405 | 596F618 | 413 | 598F825 | 412 |
| 544F41 | 391 | 563F895 | 406 | 586F86 | 405 | 596F618 Fin | 408 | 598F835 | 410 |
| 544F42 | 391 | 563F905 | 406 | 586F87 | 405 | 596F628 | 413 | 598F835 | 412 |
| 544F43 | 390 | 563F945 | 406 | 586F88 | 405 | 596F628 Fin | 408 | 598F905 | 410 |
| 544F44 | 391 | 563F955 | 406 | 586L19 | 398 | 596F66 | 405 | 598F905 | 412 |
| 544F45 | 391 | 563F965 | 406 | 586L19 | 412 | 596F67 | 405 | 599F275 | 410 |
| 544F46 | 390 | 564K53 | 380 | 586L19M016 | 404 | 596F68 | 405 | 599F275 | 412 |
| 544F76 | 389 | 564K59 | 380 | 586L19M016 | 408 | 596F825 | 406 | 599F389 | 382 |
| 544F77 | 389 | 564K60 | 380 | 586L19M016 | 413 | 596F879 | 382 | 599F91 | 404 |
| 544F79 | 389 | 566F50 | 422 | 586L19M016 | 414 | 596F898 | 382 | 599F91 | 409 |
| 544F80 | 389 | 566F51 | 422 | 586L19M018 | 404 | 596K29 | 380 | 599F91 | 411 |
| 544F85 | 389 | 569F45 | 394 | 586L19M018 | 408 | 596K30 | 380 | 599F92 | 404 |
| 544F87 | 389 | 574F158 | 384 | 586L19M018 | 413 | 596K31 | 380 | 599F92 | 409 |
| 544F88 | 389 | 578F435 | 406 | 586L19M018 | 414 | 596K32 | 380 | 599F92 | 411 |
| 544F89 | 389 | 579F11 | 414 | 586L19M020 | 404 | 597F24 | 428 | 599F93 | 409 |
| 544F91 | 389 | 580K99 | 380 | 586L19M020 | 408 | 597F24 | 429 | 599F93 | 411 |
| 544F92 | 389 | 581F96 | 395 | 586L19M020 | 413 | 597F24 | 430 | 599F94 | 404 |
| 544F93 | 389 | 582F112 | 415 | 586L19M020 | 414 | 597F35 | 428 | 599F94 | 409 |
| 544F94 | 390 | 582F122 | 415 | 586L19M022 | 404 | 597F52 | 428 | 599F94 | 411 |
| 544F95 | 390 | 582F132 | 415 | 586L19M022 | 408 | 597F52 | 429 | 599F95 | 404 |
| 544F96 | 390 | 582F142 | 415 | 586L19M022 | 413 | 597F52 | 430 | 599F95 | 409 |
| 544F97 | 390 | 582F298 | 382 | 586L19M022 | 414 | 597F58 | 428 | 599F95 | 411 |
| 544F98 | 390 | 584F46 | 394 | 586L19M024 | 404 | 597F58 | 429 | 599F96 | 409 |
| 544F99 | 390 | 585F312 | 382 | 586L19M024 | 408 | 597F59 | 429 | 599F96 | 411 |
| 545F00 | 390 | 585F327 | 381 | 586L19M024 | 413 | 597F78 | 428 | 599F97 | 404 |
| 545F42 | 390 | 585F337 | 382 | 586L19M024 | 414 | 597F78 | 429 | 599F97 | 409 |
| 545F43 | 390 | 585F358 | 382 | 586L19M028 | 404 | 597F78 | 431 | 599F97 | 411 |
| 545F44 | 390 | 585F367 | 382 | 586L19M028 | 408 | 597F92 | 429 | 599F98 | 404 |
| 545F45 | 390 | 585F377 | 382 | 586L19M028 | 413 | 597F92 | 430 | 599F98 | 409 |
| 545F79 | 389 | 585F387 | 382 | 586L19M028 | 414 | 597F93 | 429 | 599F98 | 411 |
| 545F80 | 389 | 585F397 | 381 | 586L19M032 | 404 | 597F93 | 430 | 599F99 | 409 |
| 545F81 | 389 | 585F407 | 382 | 586L19M032 | 408 | 597F94 | 428 | 599F99 | 411 |
| 545F82 | 389 | 585F705 | 406 | 586L19M032 | 413 | 597F94 | 429 | 600F00 | 404 |
| 545F83 | 389 | 585F715 | 406 | 586L19M032 | 414 | 597F95 | 428 | 600F00 | 409 |

| Part Number | Page | Part Number | Page | Part Number | Page | Part Number | Page | Part Number | Page |
|-------------|------|-------------|------|-------------|------|---------------|------|---------------|------|
| 600F00 | 411 | 600F71 | 411 | 606K75 | 380 | 615F56 | 429 | 629K022 x Fin | 380 |
| 600F01 | 404 | 600F72 | 409 | 606K76 | 380 | 615F56 | 430 | 629K032 x Fin | 380 |
| 600F01 | 409 | 600F72 | 411 | 606K77 | 380 | 615F58 | 429 | 629K042 x Fin | 380 |
| 600F01 | 411 | 600F73 | 409 | 606K78 | 380 | 615F58 | 430 | 630F482 x Fin | 381 |
| 600F02 | 409 | 600F73 | 411 | 606K79 | 380 | 615F59 | 429 | 630F494 | 381 |
| 600F02 | 411 | 601F229 | 382 | 607F76 | 404 | 615F59 | 430 | 630K472 x Fin | 380 |
| 600F03 | 409 | 601F24 | 405 | 607F919 | 382 | 615F60 | 429 | 631F248 | 382 |
| 600F03 | 411 | 601F25 | 405 | 609F36 | 383 | 615F60 | 430 | 631F248 | 405 |
| 600F04 | 409 | 601F26 | 405 | 609F36 | 419 | 616F078 | 394 | 631F248 | 409 |
| 600F04 | 411 | 601F283 Fin | 408 | 609F37 | 383 | 616F088 | 394 | 631F248 | 411 |
| 600F05 | 409 | 601F69 | 404 | 609F37 | 419 | 616F12 | 386 | 631F288 | 398 |
| 600F05 | 411 | 601F69 | 405 | 609F38 | 383 | 616F208 | 382 | 649F99 fin | 418 |
| 600F06 | 409 | 602F198 | 385 | 610F01 | 383 | 616F218 | 382 | 650F00 | 418 |
| 600F06 | 411 | 603F207 | 381 | 610F01 | 419 | 622F298 | 382 | 650F03 | 418 |
| 600F07 | 409 | 603F55 | 429 | 610F02 | 383 | 622F308 | 382 | 650F04 | 418 |
| 600F07 | 411 | 603F55 | 431 | 610F49 | 380 | 622F308 | 405 | 650F05 | 418 |
| 600F08 | 409 | 603F57 | 429 | 610K46 | 380 | 622F308 | 409 | 650F06 | 418 |
| 600F08 | 411 | 603F57 | 431 | 610K48 | 380 | 622F308 | 411 | 650F07 | 418 |
| 600F09 | 409 | 604F228 | 410 | 610L43 | 416 | 622F328 | 382 | 650F08 | 418 |
| 600F09 | 411 | 604F228 | 412 | 610L44 | 416 | 622F328 | 382 | 650F095 | 420 |
| 600F10 | 409 | 604F228 | 413 | 612K88 | 380 | 622F698 | 382 | 650F11 | 418 |
| 600F10 | 411 | 604F228 Fin | 399 | 612K90 | 380 | 624F427 | 386 | 650F12 | 418 |
| 600F11 | 409 | 604F228 Fin | 404 | 612K91 | 380 | 624F439 | 386 | 650F13 | 418 |
| 600F11 | 411 | 604F228 Fin | 408 | 612K93 | 380 | 624F449 | 386 | 650F14 | 418 |
| 600F12 | 409 | 604F238 | 413 | 612K94 | 380 | 624F455 | 386 | 650F15 | 418 |
| 600F12 | 411 | 604F238 Fin | 404 | 613F029 | 415 | 624F478 | 386 | 650F16 | 418 |
| 600F13 | 409 | 604F238 Fin | 408 | 613F102 | 415 | 624F488 | 385 | 650F189 | 418 |
| 600F13 | 411 | 604F248 | 413 | 613F112 | 415 | 624F49 | 385 | 650F21 | 418 |
| 600F14 | 409 | 604F248 Fin | 404 | 613F122 | 415 | 624F53 | 385 | 650F228 | 418 |
| 600F14 | 411 | 604F248 Fin | 408 | 613F132 | 415 | 627F009 | 401 | 650F238 | 418 |
| 600F415 | 406 | 604F268 | 410 | 613F142 | 415 | 628F107142 | 381 | 650F248 | 418 |
| 600F425 | 406 | 604F268 | 412 | 613F152 | 415 | 628F107171 | 381 | 650F279 | 419 |
| 600F62 | 409 | 604F268 | 413 | 613F162 | 415 | 628F107236 | 381 | 650F288 | 419 |
| 600F62 | 411 | 604F268 Fin | 404 | 613F172 | 415 | 628F825 | 382 | 650F318 | 419 |
| 600F63 | 409 | 604F268 Fin | 408 | 613F222 | 415 | 628F835 | 382 | 650F358 | 418 |
| 600F63 | 411 | 604F278 | 413 | 613F232 | 415 | 628F892 | 381 | 650F368 | 418 |
| 600F64 | 409 | 604F278 Fin | 404 | 613F242 | 415 | 628F912 | 381 | 650F378 | 418 |
| 600F64 | 411 | 604F278 Fin | 408 | 613F252 | 415 | 628F922 x Fin | 381 | 650F388 | 418 |
| 600F65 | 409 | 604F288 | 413 | 613F352 | 415 | 628F932 | 382 | 650F398 | 418 |
| 600F65 | 411 | 604F288 Fin | 404 | 613F422 | 415 | 628F962 | 381 | 650F408 | 418 |
| 600F66 | 409 | 604F288 Fin | 408 | 613F432 | 415 | 628K852 x Fin | 380 | 650F418 | 418 |
| 600F66 | 411 | 605F42 | 388 | 615F51 | 429 | 628K872 x Fin | 380 | 650F428 | 418 |
| 600F67 | 409 | 605F43 | 383 | 615F51 | 430 | 628K882 x Fin | 380 | 650F438 | 418 |
| 600F67 | 411 | 605F768 | 416 | 615F52 | 429 | 628K902 x Fin | 380 | 650F448 | 418 |
| 600F68 | 409 | 605F778 | 416 | 615F52 | 430 | 628K952 x Fin | 380 | 650F458 | 418 |
| 600F68 | 411 | 605F90 | 415 | 615F53 | 429 | 628K972 x Fin | 380 | 650F468 | 418 |
| 600F69 | 409 | 606F018 | 416 | 615F53 | 430 | 628K992 x Fin | 380 | 650F489 | 420 |
| 600F69 | 411 | 606F028 | 416 | 615F54 | 429 | 629F062 x Fin | 381 | 650F498 | 420 |
| 600F70 | 409 | 606F038 | 415 | 615F54 | 430 | 629F072 x Fin | 381 | 650F508 | 419 |
| 600F70 | 411 | 606K73 | 380 | 615F55 | 429 | 629K002 x Fin | 380 | 650F518 | 419 |
| 600F71 | 409 | 606K74 | 380 | 615F55 | 430 | 629K012 x Fin | 380 | 650F528 | 418 |

| Part Number | Page | Part Number | Page | Part Number | Page | Part Number | Page | Part Number | Page |
|-------------|------|-------------|------|-------------|------|-------------|------|-------------|------|
| 650F538 | 419 | 651F545 | 422 | 652F63 | 420 | 653F05 | 420 | 653L157014 | 419 |
| 650F548 | 420 | 651F568 | 422 | 652F64 | 420 | 653F08 | 420 | 653L163016 | 419 |
| 650F558 | 420 | 651F578 | 422 | 652F64 | 421 | 653F09 | 420 | 653L163020 | 419 |
| 650F568 | 420 | 651F587 | 422 | 652F65 | 420 | 653F10 | 420 | 653L183016 | 419 |
| 650F578 | 419 | 651F608 | 422 | 652F65 | 421 | 653F12 | 418 | 653L183020 | 419 |
| 650F588 | 418 | 651F618 | 422 | 652F66 | 420 | 653F13 | 418 | 654F07 | 383 |
| 650F598 | 418 | 651F628 | 422 | 652F67 | 420 | 653F14 | 418 | 654F08 | 383 |
| 650F60 fin | 420 | 651F638 | 422 | 652F67 | 421 | 653F50 | 420 | 654F208 | 419 |
| 650F62 | 419 | 651F648 | 422 | 652F68 | 420 | 653F50 | 421 | 654F218 | 419 |
| 650F63 | 419 | 651F655 | 422 | 652F68 | 421 | 653F53 | 420 | 655F028 | 422 |
| 650F64 | 418 | 651F675 | 422 | 652F69 | 420 | 653F53 | 421 | 655F15 | 419 |
| 650F678LR | 419 | 651F708 | 422 | 652F70 | 420 | 653F54 | 420 | 655F16 | 419 |
| 650F678RR | 419 | 651F738 | 422 | 652F70 | 421 | 653F54 | 421 | 655F17 | 419 |
| 650F698LR | 419 | 651F758 | 422 | 652F71 | 420 | 653F55 | 420 | 655F488LR | 419 |
| 650F698RR | 419 | 651F828 | 422 | 652F71 | 421 | 653F55 | 421 | 655F488RR | 419 |
| 650F718 | 420 | 651F838 | 422 | 652F72 | 420 | 653F56 | 420 | 655F548 | 422 |
| 650F728 | 420 | 651F848 | 422 | 652F73 | 420 | 653F56 | 421 | 655F698 | 422 |
| 650F738 | 420 | 651F858 | 422 | 652F73 | 421 | 653F57 | 420 | 655F708 | 422 |
| 650F778 | 418 | 651F868 | 422 | 652F74 | 420 | 653F57 | 421 | 655F718 | 419 |
| 650F798 | 418 | 651F878 | 422 | 652F74 | 421 | 653F59 | 420 | 656F408 | 419 |
| 650F808 | 420 | 651F888 | 422 | 652F75 | 420 | 653F59 | 421 | 656F41 | 419 |
| 650F818 | 420 | 651F898 | 422 | 652F76 | 420 | 653F60 | 420 | 656F53 | 420 |
| 650F828 | 419 | 651F928 | 422 | 652F76 | 421 | 653F60 | 421 | 656F58 | 421 |
| 650F878 | 419 | 651F938 | 422 | 652F77 | 420 | 653F61 | 420 | 656F59 | 421 |
| 650F888 | 419 | 651F948 | 422 | 652F77 | 421 | 653F61 | 421 | 656F60 | 421 |
| 650F93 | 418 | 651F965 | 422 | 652F78 | 420 | 653F62 | 420 | 656F61 | 421 |
| 650F959 | 419 | 651F988 | 422 | 652F79 | 420 | 653F62 | 421 | 656F62 | 421 |
| 650F968 | 418 | 652F048 | 422 | 652F79 | 421 | 653F63 | 420 | 656F63 | 421 |
| 650F978 | 419 | 652F058 | 422 | 652F80 | 420 | 653F63 | 421 | 656F64 | 422 |
| 650F998 | 418 | 652F068 | 422 | 652F80 | 421 | 653F65 | 420 | 656F658 | 422 |
| 650L65 | 419 | 652F098 | 422 | 652F81 | 420 | 653F65 | 421 | 656F668 | 419 |
| 650L657020 | 419 | 652F108 | 422 | 652F82 | 420 | 653F66 | 420 | 670F30 | 393 |
| 651F00 | 421 | 652F118 | 422 | 652F82 | 421 | 653F66 | 421 | 670F31 | 393 |
| 651F01 | 421 | 652F128 | 422 | 652F83 | 420 | 653F68 | 420 | 670F32 | 393 |
| 651F04 | 421 | 652F138 | 422 | 652F83 | 421 | 653F68 | 421 | 670F33 | 393 |
| 651F06 | 421 | 652F148 | 422 | 652F84 | 420 | 653F69 | 420 | 670F34 | 393 |
| 651F08 | 421 | 652F158 | 422 | 652F85 | 420 | 653F69 | 421 | 670F35 | 393 |
| 651F09 | 421 | 652F218 | 422 | 652F86 | 420 | 653F70 | 420 | 670F36 | 393 |
| 651F10 | 421 | 652F228 | 422 | 652F87 | 420 | 653F70 | 421 | 670F37 | 393 |
| 651F362 | 422 | 652F239 | 422 | 652F88 | 420 | 653F71 | 420 | 670F38 | 393 |
| 651F372 | 422 | 652F298 | 419 | 652F89 | 420 | 653F71 | 421 | 670F57 | 393 |
| 651F389 | 422 | 652F57 | 420 | 652F90 | 420 | 653F72 | 420 | 670F58 | 393 |
| 651F398 | 422 | 652F58 | 420 | 652F92 | 420 | 653F72 | 421 | 670F59 | 393 |
| 651F408 | 422 | 652F58 | 421 | 652F92 | 420 | 653F73 | 420 | 670F60 | 393 |
| 651F418 | 422 | 652F59 | 420 | 652F93 | 420 | 653F73 | 421 | 670F61 | 393 |
| 651F425 | 422 | 652F59 | 421 | 652F95 | 420 | 653F74 | 420 | 670F62 | 393 |
| 651F448 | 422 | 652F60 | 420 | 652F96 | 420 | 653F74 | 421 | 670F63 | 393 |
| 651F478 | 422 | 652F61 | 420 | 652F99 | 420 | 653F75 | 420 | 670F64 | 393 |
| 651F498 | 422 | 652F61 | 421 | 653F02 | 420 | 653F75 | 421 | 670F65 | 393 |
| 651F508 | 422 | 652F62 | 420 | 653F03 | 420 | 653F76 | 420 | 670F66 | 393 |
| 651F538 | 422 | 652F62 | 421 | 653F04 | 420 | 653F76 | 421 | 670F67 | 393 |

| Part Number | Page | Part Number | Page | Part Number | Page | Part Number | Page | Part Number | Page |
|---------------|------|-------------|------|-------------|------|-------------|------|--------------------|------|
| 670F68 | 393 | 680F358 | 395 | 684F129 | 386 | 688F77 | 430 | 692F02 | 429 |
| 670F69 | 393 | 680F368 | 395 | 684F42 | 419 | 688F95 | 428 | 692F03 | 428 |
| 670F70 | 393 | 680F645 | 382 | 684F427 | 419 | 688F95 | 428 | 692F03 | 429 |
| 670F71 | 393 | 680L50 | 412 | 684F44 Fin | 408 | 688F95 | 429 | 692F04 | 429 |
| 670F72 | 393 | 680L50 | 414 | 684F448 | 410 | 688F95 | 430 | 692F04 | 430 |
| 670F73 | 393 | 680L51 | 412 | 684F448 | 412 | 689F01 | 428 | 692F05 | 429 |
| 670F74 | 393 | 680L52 | 412 | 684F45 Fin | 408 | 689F01 | 429 | 692F05 | 430 |
| 671F02 | 393 | 681F30 | 385 | 684F46 Fin | 408 | 689F01 | 430 | 692F14 | 431 |
| 671F03 | 393 | 681F31 | 385 | 684F528 | 408 | 689F02 | 428 | 692F15 | 431 |
| 671F04 | 393 | 681F40 | 385 | 684F528 | 410 | 689F02 | 429 | 692F16 | 431 |
| 671F05 | 393 | 681F41 | 385 | 684F528 | 412 | 689F02 | 430 | 692F17 | 431 |
| 671F06 | 393 | 681F448 | 386 | 684F539 | 412 | 689F03 | 428 | 692F19 | 431 |
| 671F07 | 393 | 681F608 | 418 | 684F559 | 385 | 689F03 | 429 | 692F20 | 431 |
| 671F08 | 393 | 681F618 | 418 | 684F775 | 407 | 689F03 | 430 | 692F21 | 431 |
| 671F09 | 393 | 681F62 | 418 | 684F775 | 412 | 689F04 | 428 | 692F23 | 431 |
| 671F10 | 393 | 681F63 | 418 | 684F785 | 407 | 689F04 | 429 | 692F24 | 431 |
| 677F04 | 421 | 681F708 | 420 | 684F785 | 412 | 689F04 | 430 | 692F25 | 431 |
| 677F05 | 421 | 681F718 | 420 | 684F795 | 407 | 689F12 | 429 | 692F632 | 396 |
| 677F068 | 422 | 681F768 | 420 | 684F795 | 412 | 689F12 | 431 | 692F642 | 396 |
| 677F098 | 422 | 681F778 | 420 | 684F805 | 407 | 689F13 | 429 | 692F652 | 396 |
| 677F13 | 421 | 682F018 | 386 | 684F805 | 412 | 689F14 | 429 | 692F662 | 396 |
| 677F14 | 421 | 682F298 | 382 | 684F815 | 407 | 689F15 | 429 | 692F672 | 396 |
| 677F15 | 421 | 682F298 | 405 | 684F815 | 412 | 689F16 | 429 | 692F752 | 396 |
| 677F16 | 421 | 682F298 | 409 | 684F825 | 407 | 689F17 | 429 | 692F762 | 396 |
| 677F26 | 421 | 682F298 | 411 | 684F825 | 412 | 689F18 | 429 | 692F862 | 396 |
| 677F27 | 421 | 682F398 | 382 | 684F835 | 407 | 689F19 | 429 | 692F932 | 396 |
| 677F28 | 421 | 682F398 | 405 | 684F835 | 412 | 690F975 | 406 | 692F942 | 396 |
| 677F42 | 380 | 682F398 | 409 | 684F845 | 407 | 690F985 | 407 | 692F952 | 396 |
| 677F768LR 626 | 422 | 682F398 | 411 | 684F845 | 412 | 690F985 | 412 | 693F208 | 416 |
| 677F768RR 626 | 422 | 682F608 | 408 | 684F855 | 407 | 691F52 | 429 | 694F312 | 396 |
| 677F778LR 626 | 422 | 682F618 | 408 | 684F855 | 412 | 691F53 | 429 | 694F322 | 396 |
| 677F778RR 626 | 422 | 682F628 | 408 | 684F865 | 407 | 691F54 | 429 | 694F332 | 396 |
| 678F008LR | 419 | 682F638 | 408 | 684F865 | 412 | 691F55 | 429 | 694F352 | 396 |
| 678F008RR | 419 | 682F64 Fin | 408 | 684F875 | 412 | 691F56 | 429 | 694F392 | 396 |
| 678F028 | 422 | 682F65 Fin | 408 | 684F885 | 407 | 691F57 | 429 | 694F442 | 396 |
| 678F248 | 408 | 682F67 Fin | 408 | 684F885 | 412 | 691F72 | 429 | 694F482 | 396 |
| 678F248 | 410 | 682F68 Fin | 408 | 685F098 | 382 | 691F72 | 430 | 694F522 | 396 |
| 678F248 | 412 | 682F788 | 408 | 685F387 | 386 | 691F74 | 429 | 694F562 | 396 |
| 678F25 Fin | 404 | 682F788 | 410 | 685F875 | 407 | 691F74 | 430 | 694F682 | 396 |
| 678F25 Fin | 408 | 682F788 | 412 | 686F858 | 405 | 691F78 | 429 | 694F802 | 396 |
| 678F252 | 410 | 682F86 Fin | 408 | 686F858 | 409 | 691F89 | 429 | 695F042 x Fin | 381 |
| 678F252 | 412 | 682F87 Fin | 408 | 686F858 | 411 | 691F90 | 429 | 695F052 x Fin | 381 |
| 678F252 Fin | 397 | 682F958 | 405 | 686F868 | 405 | 691F93 | 429 | 695F075 | 406 |
| 678F498 | 408 | 682F958 | 409 | 686F868 | 409 | 691F94 | 429 | 695F244139 - .139" | 381 |
| 678F498 | 412 | 682F958 | 411 | 686F868 | 411 | 691F96 | 429 | 695F244155 - .155" | 381 |
| 678F548 | 385 | 682F969 | 405 | 686F88 Fin | 408 | 691F96 | 430 | 695F244171 - .171" | 381 |
| 678F677 | 385 | 682F969 | 409 | 686F882 | 412 | 691F98 | 428 | 695F244187 - .187" | 381 |
| 679F818 | 399 | 682F969 | 411 | 688F017 | 386 | 691F99 | 428 | 695F244202 - .202" | 381 |
| 679F818 | 405 | 684F055 | 386 | 688F77 | 428 | 692F00 | 429 | 695F247139 - .139" | 381 |
| 679F818 | 415 | 684F067 | 386 | 688F77 | 428 | 692F01 | 429 | 695F247155 - .155" | 381 |
| 680F348 | 395 | 684F119 | 386 | 688F77 | 429 | 692F02 | 428 | 695F247171 - .171" | 381 |

| Part Number | Page | Part Number | Page | Part Number | Page | Part Number | Page | Part Number | Page |
|--------------------|------|-------------|------|-------------|------|-------------|------|-------------|------|
| 695F247187 - .187" | 381 | 698F67 | 421 | 704F648 | 419 | 712F405 | 406 | 714F185 | 407 |
| 695F247202 - .202" | 381 | 698F68 | 421 | 704F658 | 419 | 712F415 | 406 | 714F215 | 407 |
| 695F252031 - .031" | 381 | 698F69 | 421 | 704F666 | 419 | 712F425 | 406 | 714F255 | 406 |
| 695F252047 - .047" | 381 | 698F70 | 421 | 705F949 | 385 | 712F435 | 406 | 714F275 | 407 |
| 695F252063 - .063" | 381 | 698F71 | 421 | 706F005 | 422 | 712F445 | 407 | 714F305 | 406 |
| 695F252078 - .078" | 381 | 700F168 | 395 | 706F015 | 422 | 712F455 | 407 | 714F315 | 406 |
| 695F252094 - .094" | 381 | 700F278 | 385 | 706F038 | 418 | 712F465 | 407 | 714F365 | 406 |
| 695F252110 - .110" | 381 | 700F367 | 395 | 706F048 | 418 | 712F475 | 407 | 714F375 | 406 |
| 695F252126 - .126" | 381 | 700F378 | 395 | 706F058 | 418 | 712F485 | 407 | 714F425 | 406 |
| 695F252141 - .141" | 381 | 700F40 | 391 | 706F068 | 418 | 712F495 | 407 | 714F455 | 406 |
| 695F252157 - .157" | 381 | 700F41 | 391 | 706F078 | 418 | 712F505 | 406 | 714F485 | 407 |
| 695F257031 - .031" | 381 | 700F42 | 391 | 706F088 | 418 | 712F515 | 406 | 714F495 | 407 |
| 695F257047 - .047" | 381 | 700F43 | 391 | 706F098 | 418 | 712F525 | 406 | 714F545 | 407 |
| 695F257063 - .063" | 381 | 700F44 | 391 | 706F108 | 418 | 712F535 | 406 | 714F555 | 407 |
| 695F257078 - .078" | 381 | 700F45 | 391 | 706F15 | 418 | 712F545 | 406 | 714F605 | 407 |
| 695F257094 - .094" | 381 | 700F46 | 391 | 706F16 | 418 | 712F555 | 406 | 714F635 | 407 |
| 695F257110 - .110" | 381 | 700F47 | 391 | 706F462 | 419 | 712F565 | 406 | 715F108 | 382 |
| 695F257126 - .126" | 381 | 700F575 | 382 | 706F70 | 395 | 712F575 | 406 | 715F118 | 382 |
| 695F257141 - .141" | 381 | 700F65 | 395 | 707F299 | 401 | 712F605 | 407 | 715F128 | 382 |
| 695F257157 - .157" | 381 | 700F66 | 395 | 707F57 | 395 | 712F615 | 407 | 715F152 | 381 |
| 696F39 | 395 | 700F67 | 395 | 707F58 | 395 | 712F625 | 407 | 715F245 | 406 |
| 696F42 | 382 | 700F708 | 386 | 707F59 | 395 | 712F635 | 407 | 715F892 | 382 |
| 696F472 | 381 | 700F748 | 386 | 707F60 | 395 | 712F645 | 407 | 715K14 | 380 |
| 696F499 | 381 | 700F80 | 391 | 710F00M | 419 | 712F655 | 407 | 716K16 | 380 |
| 696F502 x Fin | 381 | 700F81 | 391 | 710F318LR | 419 | 712F665 | 407 | 716K43 | 380 |
| 696F51 | 382 | 700F82 | 391 | 710F318RR | 419 | 712F675 | 407 | 716K45 | 380 |
| 696K43 | 380 | 700F83 | 391 | 710F328LR | 419 | 712F685 | 406 | 716K46 | 380 |
| 696K45 | 380 | 700F84 | 391 | 710F328RR | 419 | 712F695 | 406 | 716K48 | 380 |
| 696K46 | 380 | 700F86 | 391 | 710F338LR | 419 | 712F705 | 406 | 720F21 | 395 |
| 696K48 | 380 | 700F87 | 391 | 710F338RR | 419 | 712F715 | 406 | 720F22 | 395 |
| 696K52 | 380 | 700F907 | 385 | 710F618 | 408 | 712F725 | 406 | 720F24 | 395 |
| 697F338 | 419 | 700F957 | 386 | 710F628 | 408 | 712F735 | 406 | 720F25 | 395 |
| 697F348 | 419 | 701F228 | 385 | 710F658 | 408 | 712F745 | 407 | 720F43 | 385 |
| 697F358 | 419 | 701F60 | 419 | 710F668 | 408 | 712F755 | 407 | 720F46 | 385 |
| 697F368 | 419 | 701F61 | 419 | 711F002 | 395 | 712F765 | 407 | 720F61 | 395 |
| 697F50 | 382 | 701F62 | 419 | 712F205 | 406 | 712F775 | 407 | 720F62 | 395 |
| 697F507 | 381 | 701F63 | 419 | 712F215 | 406 | 712F785 | 407 | 720F64 | 395 |
| 697F862 | 418 | 701F705 | 386 | 712F225 | 406 | 712F795 | 407 | 720F65 | 395 |
| 697F942 | 405 | 701F748 | 385 | 712F235 | 406 | 713F518 | 419 | 721F16 | 395 |
| 697F942 | 409 | 702F987 | 385 | 712F265 | 406 | 713F528 | 419 | 721F17 | 395 |
| 697F942 | 411 | 703F997 | 386 | 712F275 | 406 | 713F908 | 419 | 721F18 | 395 |
| 697F995 | 407 | 704F269 | 418 | 712F305 | 407 | 713F938 | 419 | 721F19 | 395 |
| 698F038 | 418 | 704F279 | 418 | 712F315 | 407 | 713F948 | 419 | 723F26 | 395 |
| 698F22 | 394 | 704F479 | 418 | 712F325 | 407 | 713F958 | 419 | 723F69 | 395 |
| 698F31 | 421 | 704F489 | 418 | 712F335 | 407 | 713F988 | 419 | 724F278 | 420 |
| 698F32 | 421 | 704F569 | 418 | 712F345 | 407 | 713F998 | 419 | 728F709 | 431 |
| 698F33 | 421 | 704F579 | 418 | 712F355 | 407 | 714F005 | 406 | 728F759 | 431 |
| 698F34 | 421 | 704F589 | 418 | 712F365 | 407 | 714F035 | 406 | 728F799 | 431 |
| 698F64 | 421 | 704F599 | 418 | 712F375 | 407 | 714F065 | 406 | 728F799 | 431 |
| 698F65 | 421 | 704F62 | 419 | 712F385 | 406 | 714F125 | 406 | 728F809 | 431 |
| 698F66 | 421 | 704F63 | 419 | 712F395 | 406 | 714F155 | 407 | 728F939 | 431 |


| Part Number | Page | Part Number | Page | Part Number | Page | Part Number | Page | Part Number | Page |
|-------------|------|-------------|------|-------------|------|-------------|------|-------------|------|
| 730F778 | 419 | 754F22 | 430 | 756F582 | 382 | 776F215 | 397 | 777F235 | 397 |
| 733F05 | 421 | 754F23 | 430 | 756F582 | 382 | 776F225 | 397 | 777F245 | 397 |
| 733F41 | 421 | 754F24 | 430 | 756F582 | 382 | 776F235 | 397 | 777F335 | 397 |
| 733F42 | 421 | 754F25 | 430 | 756F622 | 382 | 776F245 | 397 | 777F345 | 397 |
| 733F43 | 421 | 754F26 | 430 | 756F622 | 382 | 776F335 | 397 | 777F395 | 397 |
| 733F44 | 421 | 754F29 | 430 | 756F963 | 416 | 776F345 | 397 | 777F405 | 397 |
| 733F45 | 421 | 754F30 | 430 | 763F002213 | 381 | 776F395 | 397 | 777F415 | 397 |
| 733F46 | 421 | 754F34 | 430 | 763F002243 | 381 | 776F405 | 397 | 777F425 | 397 |
| 733F47 | 421 | 754F35 | 430 | 763F002273 | 381 | 776F415 | 397 | 777F515 | 397 |
| 733F48 | 421 | 754F36 | 430 | 763F002303 | 381 | 776F425 | 397 | 777F525 | 397 |
| 733F49 | 421 | 754F37 | 430 | 763F002333 | 381 | 776F515 | 397 | 777F575 | 397 |
| 733F50 | 421 | 754F38 | 430 | 763F002363 | 381 | 776F525 | 397 | 777F585 | 397 |
| 733F51 | 421 | 754F43 | 429 | 763F002393 | 381 | 776F575 | 397 | 778F215 | 397 |
| 733F52 | 421 | 754F44 | 429 | 763F012030 | 381 | 776F585 | 397 | 778F225 | 397 |
| 733F53 | 421 | 754F45 | 429 | 763F012060 | 381 | 776F638 | 398 | 778F225 | 397 |
| 741F21 | 395 | 754F46 | 430 | 763F012090 | 381 | 776F648 | 398 | 778F235 | 397 |
| 741F22 | 395 | 754F52 | 431 | 763F012120 | 381 | 776F658 | 398 | 778F245 | 397 |
| 741F23 | 395 | 754F53 | 431 | 763F012150 | 381 | 776F668 | 398 | 778F245 | 397 |
| 741F24 | 395 | 754F54 | 431 | 763F012180 | 381 | 776F678 | 398 | 778F335 | 397 |
| 744F208 | 419 | 754F55 | 431 | 763F012210 | 381 | 776F688 | 398 | 778F345 | 397 |
| 744F258 | 419 | 754F58 | 431 | 763F012240 | 381 | 776F698 | 398 | 778F395 | 397 |
| 744F688 | 419 | 754F59 | 431 | 763F012270 | 381 | 776F708 | 398 | 778F405 | 397 |
| 751F16 | 390 | 754F63 | 431 | 763F012300 | 381 | 776F718 | 398 | 778F415 | 397 |
| 751F17 | 390 | 754F64 | 431 | 763F012330 | 381 | 776F728 | 398 | 778F425 | 397 |
| 753F078 | 386 | 754F66 | 431 | 763F012360 | 381 | 776F738 | 398 | 778F515 | 397 |
| 753F098 | 385 | 754F68 | 428 | 763F027120 | 381 | 776F748 | 398 | 778F525 | 397 |
| 753F598 | 399 | 754F69 | 428 | 763F027150 | 381 | 776F758 | 398 | 778F575 | 397 |
| 753F697 | 385 | 754F70 | 428 | 763F027180 | 381 | 776F768 | 398 | 778F585 | 397 |
| 754F02 | 431 | 754F72 | 431 | 763F027210 | 381 | 776F778 | 398 | 778F638 | 399 |
| 754F03 | 431 | 754F79 | 428 | 763F027240 | 381 | 776F788 | 398 | 778F759 | 399 |
| 754F04 | 431 | 754F80 | 428 | 763F027270 | 381 | 776F798 | 398 | 778F788 | 398 |
| 754F05 | 431 | 754F84 | 430 | 763F027300 | 381 | 776F808 | 398 | 778F812 | 399 |
| 754F09 | 429 | 754F92 | 428 | 763F072 | 381 | 776F818 | 398 | 778F868 | 399 |
| 754F09 | 430 | 754F93 | 428 | 774F225 | 397 | 776F828 | 398 | 778F888 | 398 |
| 754F10 | 429 | 754F94 | 428 | 774F878 | 398 | 776F838 | 398 | 778F898 | 398 |
| 754F10 | 430 | 754F95 | 428 | 774F888 | 398 | 776F848 | 398 | 778F90 Fin | 397 |
| 754F12 | 429 | 754F96 | 428 | 774F945 | 397 | 776F858 | 398 | 778F91 Fin | 399 |
| 754F12 | 430 | 756F507 | 382 | 774F965 | 397 | 776F868 | 398 | 778F968 | 399 |
| 754F13 | 429 | 756F507 | 382 | 774F985 | 397 | 776F878 | 398 | 778F97 Fin | 397 |
| 754F13 | 430 | 756F517 | 382 | 775F808 | 398 | 776F918 | 398 | 779F215 | 397 |
| 754F14 | 429 | 756F517 | 382 | 775F818 | 398 | 776F928 | 398 | 779F225 | 397 |
| 754F14 | 430 | 756F527 | 382 | 775F828 | 398 | 776F938 | 398 | 779F235 | 397 |
| 754F15 | 429 | 756F527 | 382 | 775F838 | 398 | 776F948 | 398 | 779F245 | 397 |
| 754F15 | 430 | 756F537 | 382 | 775F908 Fin | 399 | 776F958 | 398 | 779F335 | 397 |
| 754F16 | 429 | 756F537 | 382 | 775F918 Fin | 399 | 776F968 | 398 | 779F345 | 397 |
| 754F16 | 429 | 756F542 | 382 | 775F948 | 398 | 776F978 | 398 | 779F395 | 397 |
| 754F16 | 430 | 756F542 | 382 | 776F002 Fin | 398 | 776F988 | 398 | 779F405 | 397 |
| 754F17 | 430 | 756F557 | 382 | 776F012 Fin | 398 | 776F998 | 398 | 779F415 | 397 |
| 754F18 | 430 | 756F557 | 382 | 776F022 Fin | 398 | 777F208 | 398 | 779F425 | 397 |
| 754F20 | 430 | 756F567 | 382 | 776F032 Fin | 398 | 777F215 | 397 | 779F515 | 397 |
| 754F21 | 430 | 756F567 | 382 | 776F042 Fin | 398 | 777F225 | 397 | 779F525 | 397 |

| Part Number | Page | Part Number | Page | Part Number | Page | Part Number | Page | Part Number | Page |
|-------------|------|-------------|------|--------------|------|--------------|------|---------------|------|
| 779F575 | 397 | 783F06 | 421 | 790F208 | 399 | 796F378 | 411 | 798F175 | 412 |
| 779F585 | 397 | 783F208 | 405 | 790F215 | 397 | 796F388 | 409 | 798F185 | 410 |
| 779F638 | 398 | 783F308 | 405 | 790F225 | 397 | 796F398 | 409 | 798F185 | 412 |
| 779F648 | 398 | 783F408 | 405 | 790F225 | 397 | 796F398 | 409 | 798F215 | 412 |
| 779F658 | 398 | 785F008 | 405 | 790F235 | 397 | 796F398 | 411 | 798F225 | 412 |
| 779F728 | 398 | 785F018 Fin | 405 | 790F245 | 397 | 796F408 | 409 | 798F235 | 412 |
| 779F738 | 398 | 785F028 Fin | 405 | 790F245 | 397 | 796F408 | 411 | 798F245 | 412 |
| 779F748 | 398 | 785F038 | 405 | 790F335 | 397 | 796F43 | 416 | 798F255 | 412 |
| 779F758 | 398 | 785F048 | 405 | 790F345 | 397 | 796F46 x Fin | 416 | 798F265 | 412 |
| 779F787 | 399 | 785F058 | 405 | 790F395 | 397 | 797F618 | 411 | 798F275 | 412 |
| 779F797 | 399 | 785F068 | 405 | 790F405 | 397 | 797F628 | 411 | 798F285 | 412 |
| 779F807 | 399 | 785F078 Fin | 405 | 790F415 | 397 | 797F638 | 411 | 798F295 | 397 |
| 779F97 Fin | 397 | 785F088 | 405 | 790F425 | 397 | 797F658 | 411 | 798F305 | 397 |
| 779F98 Fin | 397 | 785F088 | 405 | 790F515 | 397 | 797F668 | 411 | 798F395 | 397 |
| 779F99 Fin | 397 | 785F098 | 405 | 790F525 | 397 | 797F678 | 411 | 798F405 | 397 |
| 780F208 | 399 | 785F108 | 405 | 790F575 | 397 | 797F688 | 411 | 798K912 x Fin | 380 |
| 780F215 | 397 | 785F118 Fin | 405 | 790F585 | 397 | 797F698 | 411 | 798K922 x Fin | 380 |
| 780F225 | 397 | 785F138 Fin | 405 | 790F988 | 399 | 797F808 | 411 | 799F505 | 406 |
| 780F235 | 397 | 785F148 | 405 | 790F988 | 399 | 797F818 | 412 | 799F515 | 406 |
| 780F245 | 397 | 785F158 Fin | 405 | 790F998 | 399 | 797F828 | 410 | 799F525 | 406 |
| 780F335 | 397 | 785F168 | 405 | 790F998 | 399 | 797F828 | 412 | 799F535 | 406 |
| 780F345 | 397 | 785F178 | 405 | 791F51 x Fin | 416 | 797F838 | 412 | 799F545 | 406 |
| 780F395 | 397 | 785F188 | 405 | 791F59 | 395 | 797F845 | 410 | 799F555 | 406 |
| 780F405 | 397 | 785F198 | 405 | 791F60 | 395 | 797F845 | 412 | 799F565 | 406 |
| 780F415 | 397 | 785F218 Fin | 405 | 791F82 Fin | 416 | 797F855 | 410 | 799F575 | 406 |
| 780F425 | 397 | 785F228 | 405 | 791F83 Fin | 416 | 797F855 | 412 | 799F585 | 406 |
| 780F515 | 397 | 785F238 | 405 | 791F84 Fin | 416 | 797F865 | 410 | 799F595 | 406 |
| 780F525 | 397 | 785F248 | 405 | 791F85 Fin | 416 | 797F865 | 412 | 799F605 | 407 |
| 780F575 | 397 | 785F258 | 405 | 791F86 Fin | 416 | 797F875 | 410 | 799F615 | 407 |
| 780F585 | 397 | 785F268 Fin | 405 | 791F87 Fin | 416 | 797F875 | 412 | 799F625 | 407 |
| 780F638 | 399 | 785F278 | 405 | 792F997 | 381 | 797F915 | 410 | 799F635 | 407 |
| 780F658 | 398 | 785F288 | 405 | 794F509 | 431 | 797F915 | 412 | 799F645 | 407 |
| 780F662 | 398 | 785F298 | 405 | 794F519 | 431 | 797F925 | 410 | 799F655 | 407 |
| 780F808 | 398 | 785F308 | 405 | 794F529 | 431 | 797F925 | 412 | 799F665 | 407 |
| 780F81 Fin | 398 | 785F318 Fin | 405 | 794F539 | 431 | 797F935 | 410 | 799F675 | 407 |
| 780F82 Fin | 398 | 785F328 | 405 | 796F118 | 410 | 797F935 | 412 | 799F685 | 407 |
| 780F83 Fin | 398 | 785F338 | 405 | 796F118 | 412 | 797F945 | 410 | 799F695 | 407 |
| 780F84 Fin | 398 | 785F348 | 405 | 796F208 | 409 | 797F945 | 412 | 799F805 | 406 |
| 780F85 Fin | 398 | 785F358 | 405 | 796F218 | 409 | 798F115 | 410 | 799F815 | 406 |
| 780F86 Fin | 398 | 785F378 Fin | 405 | 796F228 | 409 | 798F115 | 412 | 799F825 | 406 |
| 780F87 Fin | 398 | 785F388 Fin | 405 | 796F238 | 409 | 798F125 | 410 | 799F835 | 406 |
| 780F88 Fin | 398 | 789F018 | 404 | 796F248 | 409 | 798F125 | 412 | 799F845 | 407 |
| 780F89 Fin | 398 | 789F028 | 404 | 796F258 | 409 | 798F135 | 410 | 799F855 | 407 |
| 780F90 Fin | 398 | 789F058 | 404 | 796F268 | 409 | 798F135 | 412 | 799F865 | 407 |
| 780F91 Fin | 398 | 789F068 | 404 | 796F30 x Fin | 416 | 798F145 | 410 | 799F875 | 407 |
| 780F92 Fin | 398 | 789F228 | 404 | 796F318 | 409 | 798F145 | 412 | 813F505 | 386 |
| 780F93 Fin | 398 | 789F859 | 431 | 796F328 | 409 | 798F155 | 410 | 820F008 | 385 |
| 780F94 Fin | 398 | 789F869 | 431 | 796F338 | 409 | 798F155 | 412 | 820F048 | 386 |
| 780F95 Fin | 398 | 789F879 | 431 | 796F358 | 409 | 798F165 | 410 | 820F068 | 386 |
| 780F96 Fin | 398 | 789F929 | 431 | 796F368 | 409 | 798F165 | 412 | 820F078 | 386 |
| 783F048 | 422 | 790F047 | 386 | 796F378 | 409 | 798F175 | 410 | 820F088 | 386 |

| Part Number | Page | Part Number | Page | Part Number | Page | Part Number | Page | Part Number | Page |
|------------------|------|------------------|------|-------------|------|-------------|------|-------------|------|
| 820F148 | 385 | 859F072 x Finish | 392 | 860F608 | 401 | 860N305 | 403 | 860R335 | 403 |
| 820F168 | 386 | 859F082 x Finish | 392 | 860F618 | 401 | 860N315 | 403 | 860R345 | 403 |
| 852F307 | 386 | 859F092 x Finish | 392 | 860F628 | 401 | 860N325 | 403 | 860R355 | 403 |
| 852F318 | 386 | 860F005 | 402 | 860F638 | 401 | 860N335 | 403 | 860R405 | 403 |
| 853F05 | 394 | 860F015 | 402 | 860F648 | 401 | 860N345 | 403 | 860R415 | 403 |
| 853F865 | 386 | 860F025 | 402 | 860F655 | 402 | 860N355 | 403 | 860R425 | 403 |
| 853F875 | 386 | 860F035 | 402 | 860F665 | 402 | 860N405 | 403 | 860R435 | 403 |
| 854F00 | 392 | 860F045 | 402 | 860F685 | 402 | 860N415 | 403 | 860R445 | 403 |
| 854F01 | 392 | 860F055 | 402 | 860F705 | 402 | 860N425 | 403 | 860R455 | 403 |
| 854F03 | 392 | 860F065 | 402 | 860F715 | 402 | 860N435 | 403 | 860R465 | 403 |
| 854F04 | 392 | 860F075 | 402 | 860F735 | 402 | 860N445 | 403 | 860R475 | 403 |
| 854F05 | 392 | 860F085 | 402 | 860F755 | 402 | 860N455 | 403 | 860R485 | 403 |
| 854F06 | 392 | 860F095 | 402 | 860F775 | 402 | 860N465 | 403 | 860R495 | 403 |
| 854F08 | 392 | 860F105 | 402 | 860F785 | 402 | 860N475 | 403 | 860R505 | 403 |
| 854F09 | 392 | 860F115 | 402 | 860F805 | 402 | 860N485 | 403 | 860R515 | 403 |
| 854F11 | 388 | 860F125 | 402 | 860F825 | 402 | 860N495 | 403 | 860R525 | 403 |
| 854F15 | 388 | 860F135 | 402 | 860F835 | 402 | 860N505 | 403 | 860R535 | 403 |
| 854F19 | 388 | 860F145 | 402 | 860F855 | 402 | 860N515 | 403 | 860R545 | 403 |
| 854F23 | 388 | 860F155 | 402 | 860F875 | 402 | 860N525 | 403 | 860R555 | 403 |
| 854F27 | 388 | 860F205 | 402 | 860F905 | 402 | 860N535 | 403 | 861F015 | 402 |
| 855F582 x Finish | 392 | 860F215 | 402 | 860F915 | 402 | 860N545 | 403 | 861F035 | 402 |
| 855F592 x Finish | 392 | 860F225 | 402 | 860F935 | 402 | 860N555 | 403 | 861F045 | 402 |
| 855F602 x Finish | 392 | 860F235 | 402 | 860F955 | 402 | 860R005 | 403 | 861F065 | 402 |
| 855F619 | 392 | 860F245 | 402 | 860F965 | 402 | 860R015 | 403 | 861F085 | 402 |
| 855F638 | 392 | 860F255 | 402 | 860F985 | 402 | 860R025 | 403 | 861F095 | 402 |
| 855F649 | 392 | 860F265 | 402 | 860N005 | 403 | 860R035 | 403 | 861F115 | 402 |
| 855F658 | 392 | 860F275 | 402 | 860N015 | 403 | 860R045 | 403 | 861F135 | 402 |
| 855F697 | 392 | 860F285 | 402 | 860N025 | 403 | 860R055 | 403 | 861F358 | 400 |
| 855F707 | 392 | 860F295 | 402 | 860N035 | 403 | 860R065 | 403 | 861F368 | 400 |
| 855F717 | 392 | 860F305 | 402 | 860N045 | 403 | 860R075 | 403 | 861F378 | 400 |
| 855F727 | 392 | 860F315 | 402 | 860N055 | 403 | 860R085 | 403 | 861F388 | 400 |
| 855F737 x Finish | 392 | 860F325 | 402 | 860N065 | 403 | 860R095 | 403 | 861F708 | 400 |
| 855F747 x Finish | 392 | 860F335 | 402 | 860N075 | 403 | 860R105 | 403 | 861F718 | 400 |
| 855F757 x Finish | 392 | 860F345 | 402 | 860N085 | 403 | 860R115 | 403 | 861F728 Fin | 400 |
| 855F767 x Finish | 392 | 860F355 | 402 | 860N095 | 403 | 860R125 | 403 | 861F738 Fin | 400 |
| 856F049 | 392 | 860F405 | 402 | 860N105 | 403 | 860R135 | 403 | 861F748 Fin | 400 |
| 858F241 | 392 | 860F415 | 402 | 860N115 | 403 | 860R145 | 403 | 861F758 Fin | 400 |
| 858F251 | 392 | 860F425 | 402 | 860N125 | 403 | 860R155 | 403 | 861F768 Fin | 400 |
| 858F261 | 392 | 860F435 | 402 | 860N135 | 403 | 860R205 | 403 | 861F778 Fin | 400 |
| 858F271 | 392 | 860F445 | 402 | 860N145 | 403 | 860R215 | 403 | 861F788 Fin | 400 |
| 858F281 | 392 | 860F455 | 402 | 860N155 | 403 | 860R225 | 403 | 861F798 Fin | 400 |
| 858F291 | 392 | 860F465 | 402 | 860N205 | 403 | 860R235 | 403 | 861F828 Fin | 400 |
| 858F497 x Finish | 392 | 860F475 | 402 | 860N215 | 403 | 860R245 | 403 | 861F838 Fin | 400 |
| 858F50M x Finish | 392 | 860F485 | 402 | 860N225 | 403 | 860R255 | 403 | 861F848 | 400 |
| 858F517 x Finish | 392 | 860F495 | 402 | 860N235 | 403 | 860R265 | 403 | 861F858 | 400 |
| 858F52M x Finish | 392 | 860F505 | 402 | 860N245 | 403 | 860R275 | 403 | 861F868 | 400 |
| 858F53M x Finish | 392 | 860F515 | 402 | 860N255 | 403 | 860R285 | 403 | 861F878 | 400 |
| 858F549 | 392 | 860F525 | 402 | 860N265 | 403 | 860R295 | 403 | 861F888 Fin | 400 |
| 858F55M x Finish | 392 | 860F535 | 402 | 860N275 | 403 | 860R305 | 403 | 861F898 Fin | 400 |
| 859F052 x Finish | 392 | 860F545 | 402 | 860N285 | 403 | 860R315 | 403 | 861F908 Fin | 400 |
| 859F062 x Finish | 392 | 860F555 | 402 | 860N295 | 403 | 860R325 | 403 | 861F918 Fin | 400 |

| Part Number | Page | Part Number | Page | Part Number | Page | Part Number | Page | Part Number | Page |
|--------------|------|-------------|------|-------------|------|--------------|------|-------------|------|
| 861F928 | 400 | 866F068 Fin | 400 | 867F74 Fin | 404 | 886F43 | 417 | | |
| 861F938 | 400 | 866F078 Fin | 400 | 867F75 Fin | 404 | 886F44 | 417 | | |
| 861F948 | 400 | 866F088 Fin | 400 | 875F42 | 417 | 886F45 | 417 | | |
| 861F958 | 400 | 866F098 Fin | 400 | 875F43 | 417 | 886F46 | 417 | | |
| 861F968 | 400 | 866F108 Fin | 400 | 875F44 | 417 | 886F47 | 417 | | |
| 861F978 | 400 | 866F118 Fin | 400 | 875F45 | 417 | 886F48 | 417 | | |
| 861F988 | 400 | 866F128 Fin | 400 | 875F46 | 417 | 886F49 | 417 | | |
| 861F998 | 400 | 866F138 Fin | 400 | 875F47 | 417 | 887F00 | 417 | | |
| 862F008 | 400 | 866F148 | 400 | 875F48 | 417 | 887F01 | 417 | | |
| 862F018 | 400 | 866F158 | 400 | 875F49 | 417 | 887F02 | 417 | | |
| 862F028 | 400 | 866F168 | 400 | 875F50 | 417 | 887F03 | 417 | | |
| 862F038 | 400 | 866F178 | 400 | 875F51 | 417 | 887F04 | 417 | | |
| 862F049 | 401 | 866F188 Fin | 400 | 875F52 | 417 | 887F05 | 417 | | |
| 862F402 | 401 | 866F198 Fin | 400 | 875F53 | 417 | 887F07 | 417 | | |
| 862F412 | 401 | 866F208 Fin | 400 | 881F460 | 414 | 887F08 | 417 | | |
| 862F472 | 401 | 866F218 Fin | 400 | 881F470 | 414 | 887F09 | 417 | | |
| 862F482 | 401 | 866F228 | 400 | 881F480 | 414 | 887F10 | 417 | | |
| 862F978 | 401 | 866F238 | 400 | 881F490 | 414 | 887F11 | 417 | | |
| 862F988 | 401 | 866F248 | 400 | 885F79 | 417 | 887F12 | 417 | | |
| 862F998 | 401 | 866F258 | 400 | 885F860 | 401 | 887F13 | 417 | | |
| 863F008 | 401 | 866F268 | 400 | 886F000 | 400 | 889F829 | 404 | | |
| 863F018 | 401 | 866F278 | 400 | 886F010 | 400 | Ø 236L718018 | 427 | | |
| 863F028 | 401 | 866F288 | 400 | 886F120 | 401 | Ø 399F168 | 427 | | |
| 863F038 | 401 | 866F298 | 400 | 886F130 | 401 | Ø 405F466 | 427 | | |
| 863F038 | 401 | 866F308 | 400 | 886F140 | 401 | Ø 409F836 | 427 | | |
| 863F048 | 401 | 866F318 | 400 | 886F150 | 401 | | | | |
| 863F048 | 401 | 866F328 | 400 | 886F160 | 401 | | | | |
| 863F058 | 401 | 866F338 | 400 | 886F170 | 401 | | | | |
| 863F068 | 401 | 867F20 | 404 | 886F180 | 401 | | | | |
| 863F078 | 401 | 867F21 | 404 | 886F190 | 401 | | | | |
| 863F088 | 401 | 867F22 | 404 | 886F200 | 401 | | | | |
| 863F108 | 401 | 867F23 | 404 | 886F210 | 401 | | | | |
| 863F118 | 401 | 867F24 | 404 | 886F220 | 401 | | | | |
| 864F107 | 386 | 867F25 | 404 | 886F230 | 401 | | | | |
| 864F117 | 386 | 867F26 | 404 | 886F240 | 401 | | | | |
| 864F568 | 401 | 867F27 | 404 | 886F250 | 401 | | | | |
| 864F568 | 401 | 867F28 | 404 | 886F260 | 401 | | | | |
| 864F578 | 401 | 867F29 | 404 | 886F270 | 401 | | | | |
| 864F578 | 401 | 867F30 | 404 | 886F30 | 417 | | | | |
| 865F199 | 404 | 867F31 | 404 | 886F31 | 417 | | | | |
| 865F241 | 392 | 867F32 | 404 | 886F32 | 417 | | | | |
| 865F251 | 392 | 867F33 | 404 | 886F33 | 417 | | | | |
| 865F298 | 404 | 867F34 | 404 | 886F34 | 417 | | | | |
| 865F308 | 404 | 867F35 | 404 | 886F35 | 417 | | | | |
| 865F32 x Fin | 404 | 867F36 | 404 | 886F36 | 417 | | | | |
| 865F33 x Fin | 404 | 867F37 | 404 | 886F37 | 417 | | | | |
| 865F398 | 404 | 867F388 | 404 | 886F38 | 417 | | | | |
| 866F028 | 400 | 867F70 Fin | 404 | 886F39 | 417 | | | | |
| 866F038 | 400 | 867F71 Fin | 404 | 886F40 | 417 | | | | |
| 866F048 Fin | 400 | 867F72 Fin | 404 | 886F41 | 417 | | | | |
| 866F058 Fin | 400 | 867F73 Fin | 404 | 886F42 | 417 | | | | |

For more information regarding Corbin Russwin Locksets, Exit Devices, Door Controls and Key Systems, contact your authorized Corbin Russwin Distributor or Sales Representative.



Corbin Russwin Architectural Hardware

225 Episcopal Road
Berlin, CT 06037
Phone 800-543-3658
Fax 800-447-6714
www.corbinrusswin.com

Notice: This price book takes precedence over the catalog as to the correctness and availability of items in our entire line.

Corbin Russwin and Design®, Corbin®, Russwin®, and Design® Access 800®, Muséo®, and SecureBolt® are registered trademarks of Corbin Russwin, Inc., an ASSA ABLOY Group company. Safeguard™, PathLite™ and Vineyard™ are trademarks of Corbin Russwin, Inc. an ASSA ABLOY Group company. Unitrol® is a registered trademark of Yale Security Inc., an ASSA ABLOY Group company. These materials are protected under US copyright laws. All contents current at time of publication. Corbin Russwin Inc., an ASSA ABLOY Group company reserves the right to change availability of any item in this catalog, its design, construction, and/or its materials. Other products' brand names may be trademarks or registered trademarks of their respective owners and are mentioned for reference purposes only.

Copyright © 2002-2024 Corbin Russwin, Inc., an ASSA ABLOY Group company. All rights reserved. Reproduction in whole or in part without the express written permission of Corbin Russwin, Inc. is prohibited.