

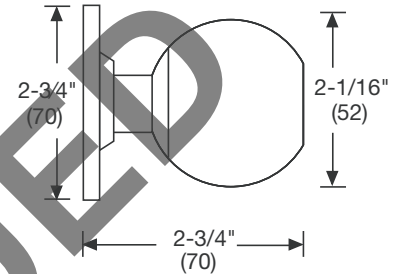
## Trim Designs

### Groton GWK



### GWK

Projection 2-3/4" (70mm)  
 Knob: Stainless Steel or Wrought  
 Brass dia. 2-1/16" (52mm)  
 Rose: Stainless Steel or Wrought  
 Brass dia. 2-3/4" (70mm)



### Features

#### Handing

Non-handed.

#### Door Thickness

1-3/8" (35mm) to 1-3/4" (44mm).

#### Lock Chassis

Steel, zinc dichromated for corrosion resistance.

#### Backset

2-3/4" (70mm) standard.  
 Optional: 2-3/8" (60mm)

#### Latchbolt

Square Corner Front 2-1/4" x 1-1/8" (57mm x 29mm) x 2-3/4" (70mm) standard.

Optional Square Corner Front 2-1/4" x 1" (57mm x 25mm) x 2-3/8" - Quick Code B238.

Deadlocking latchbolts for keyed functions, Plain latchbolts for non-keyed functions.

#### Latch

1/2" (13mm) bolt projection.  
 Front plate, stainless steel or wrought brass

#### Strike

ANSI strike standard 4-7/8" x 1 1/4" x 1 1/4" (124mm x 32mm x 32mm) lip to center. For other strikes, see back of this page.

### Options

ANSI wrought strike box, specify Quick Code M17.

Dust box for 2-3/4" strike, specify Quick Code M77.

Dust box for 2-3/8" strike, specify Quick Code M78.

### Cylinder System 70 specification.

Brass, 6-pin, L4 keyway only, 0-bit standard.

### To order separately:

Catalog number - SL20-033H x L4 x keying requirements x fin

### Options:

Masterkeying and Construction Masterkeying.

Less cylinder, specify Quick Code "LC".

Keyed Random specify "KR" (System 70).

### To order separately:

Catalog number - SL20-033H x KR x L4 x fin.

Schlage®, 6 pin, C keyway, 0-bitted.

When ordered with lock, specify Quick Code "C".

### To order separately:

Catalog number - 2400-033H-C x fin

### Keys

2 nickel silver, 10 bow, L4 keyway furnished standard.

2 brass, nickel plated keys (with non-Corbin Russwin bow) are furnished with Schlage® C keyway.

### Warranty

One-year.

### Finishes

**BHMA 605**      **Bright Brass**

**BHMA 630**      **Satin Stainless Steel**

### Certification/Compliance

#### ANSI

ANSI - Certified A156.2 Series 4000 Grade 2.



#### C-UL US

All locks listed for B label single doors.

## How to Order

### Standard

Quantity	Series/Function	Trim	Finish
6	SL3251	GWK	630

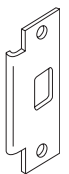
### Non-Standard

Quantity	Series/Function	Trim	Cylinder	Strike	Finish
6	SL3251	GWK	LC	SC114	630

Outside	Inside	Series/Function	Type	Function Description
		SL3210	Passage or Closet	<ul style="list-style-type: none"> <li>Latchbolt by knob either side.</li> <li>Both knobs always free.</li> <li>ANSI F75</li> </ul>
		SL3220	Privacy Bedroom or Bathroom	<ul style="list-style-type: none"> <li>Latchbolt by knob either side.</li> <li>Outside knob locked by push button.</li> <li>Outside knob unlocked by rotating inside knob or closing door.</li> <li>Emergency release in outside knob.</li> <li>Inside knob always free.</li> <li>ANSI F76</li> </ul>
		SL3251	Entrance or Office	<ul style="list-style-type: none"> <li>Deadlocking latchbolt by knob either side except when turn button locks outside knob.</li> <li>Pushing in and rotating turn button locks outside knob requiring key for entry.</li> <li>Remains locked until turn button is released manually.</li> <li>Inside knob always free.</li> <li>ANSI F81.</li> </ul>
		SL3255	Classroom	<ul style="list-style-type: none"> <li>Deadlocking latchbolt by knob either side except when key outside locks outside knob.</li> <li>Outside knob unlocked by key outside.</li> <li>Inside knob always free.</li> <li>ANSI F84</li> </ul>
		SL3259	Storeroom or Public Restroom	<ul style="list-style-type: none"> <li>Deadlocking latchbolt.</li> <li>Outside knob locked at all times except when operated by key.</li> <li>Inside knob always free.</li> <li>ANSI F86.</li> </ul>
		SL3250	Half Dummy Trim (Surface Mounted)	<ul style="list-style-type: none"> <li>Knob acts as pull only.</li> <li>No operation</li> </ul>

Note: Shaded knobs indicate always rigid

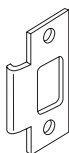
## Strikes



### ANSI Curved Lip - Standard

4-7/8" x 1-1/4" x 1-1/4" (124mm x 32mm x 32mm)  
lip to center

To order separately, specify 753F44 x Lip Length x Finish.



### Curved Lip "T" Strike

2-3/4" x 1-1/8" x 1-1/4" (70mm x 29mm x 32mm)  
lip to center

To order with lockset, specify SC114.

To order separately, specify 687F60 x Lip Length x Finish.

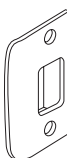


### Full Lip Radius Corner

2-1/4" x 1-1/2" x 1" (57mm x 38mm x 25mm) lip to center

To order with lockset, specify SFR 114.

To order separately, specify 687F62 x 1-1/8" (29mm) x Finish.



### Full Lip Square Corner

2-1/4" x 1-1/2" x 1" (57mm x 38mm x 25mm) lip to center

To order with lockset, specify SF114.

To order separately, specify 687F61 x Finish.