

SN Series

Integrated Wired Access Control
and PIV Compatible Solutions

Product Catalog



Experience a safer
and more open world

About ASSA ABLOY's Authorized Channel Partner and Certified Integrator Programs

The Corbin Russwin SN Series is part of the expanding ASSA ABLOY family of innovative products combining our proven mechanical locking devices with leading-edge technologies to provide integrated electronic access control solutions. As such, these products require training and certification for resellers and integrators to ensure proper product selection, successful deployment and customer satisfaction.

To aid our customers in this area, ASSA ABLOY has created two programs that provide the necessary training to sell, order, install and service our technology products, including Aperio wireless, Integrated Wired, IP-enabled and self-configurable intelligent components:

- The Authorized Channel Partner (ACP) program is open to resellers, who sell ASSA ABLOY's technology products to certified integrators and help with product selection based on the application.
- The Certified Integrator (CI) program provides hands-on training for security systems integrators and network administrators. Not only does this training familiarize certified integrator candidates with product features and applications, it also gives them valuable experience installing, commissioning and troubleshooting the products in a real-world environment.

For more information on the qualifications for becoming an ACP or CI, contact your local ASSA ABLOY Door Security Solutions sales consultant for details.

Sold through:



Authorized Channel Partner
ASSA ABLOY

Installed by:



Certified Integrator
ASSA ABLOY

Sold through:



Authorized Channel Partner
ASSA ABLOY

Overview

SN Series

Index

SN Series Overview 3-4

Mortise Lock

Features 5
Escutcheons & Electrical Specifications 6
Functions 7-8
High Security Monitoring 9
Available Trim Options 10-12
How to Order 13-14
Ordering/Quick Codes 15-16

Cylindrical Lock

Features 17-18
Functions 19
How to Order 21
Ordering/Quick Codes 22

ED5000N Series Exit Device

Features 23-24
Escutcheons & Electrical Specifications 25
Functions 26-29
MELR Features & Functions 30-33
Electrified Exit Devices 34
Trim Options 35-38
How to Order 39-40
Ordering/Quick Codes 41-42

PED5000 SN Series Exit Devices

Features 43-44
Escutcheons & Electrical Specifications 45
Functions 46-49
MELR Features & Functions 50-58
Trim Options 59-62
How to Order 63
Ordering/Quick Codes 64-65

FE6600 Series Multi-Point Locks

Features 66
Electrical Specifications 67
Functions 68
High Security Monitoring 69
Trim Options 70-71
How to Order 72-74
Ordering/Quick Codes 75

MP9800 Series Multi-Point Locks

Features 76
Functions 77
Trim Options 78-79
MELR Option 80
MELR Functions 81
How to Order 82
Ordering/Quick Codes 83

Accessories, Parts,

Quick Code Index 84-90

Note: HID and iCLASS are registered trademarks of HID Global Corporation.

*Any retrofit or other field modification to a fire rated opening can potentially impact the fire rating of the opening, and Corbin Russwin, Inc. makes no representations or warranties concerning what such impact may be in any specific situation. When retrofitting any portion of an existing fire-rated opening, or specifying and installing a new fire-rated opening, please consult with a code specialist or local code official (Authority Having Jurisdiction) to ensure compliance with all applicable codes and ratings.

The Corbin Russwin SN200/210 Series brings the latest in security and versatility to our Integrated Wired access control solutions. Featuring Signo Reader Technology from HID Global®, the SN200/210 Series is ideal for mixed credential environments and enables easy migration to higher security credentials and mobile access. Available with either keypad or non-keypad reader, the SN200/210 offers the convenience of using card or PIN for authentication or for added security, card plus PIN allowing dual factor authentication.

The SN200 is available with Wiegand communication protocol while the SN210 communicates via Open Supervised Device Protocol (OSDP) allowing for secure channel, serial communication between the reader and the Physical Access Control System (PACS). OSDP is rapidly becoming the industry standard due its ability to continuously monitor end-to-end wiring, protecting against tampering and "man in the middle" attacks. Featuring AES-128 encryption, OSDP provides supervised, bi-directional communication between the reader and the PACS.

The Corbin Russwin SN210 Series features a FICAM approved, FIPS 201-3 compliant solution for use on SP 800-116 "Controlled" security openings within US Federal Government and Military facilities. The SN210 provides a simple-to-deploy, cost-effective solution for facilities implementing PIV/PIV-I compatible security while the option for Dual Factor Authentication is available with keypad variants.

The SN Series is available in Mortise Lock, Cylindrical Lock and a variety of Exit Device (Rim, Mortise and Vertical Rod) configurations. SN Series exit devices are available UL Listed for use on fire-rated doors*. All SN Series products offer fail-safe or fail-secure operation.

SN Series Signo Reader Technology Solution

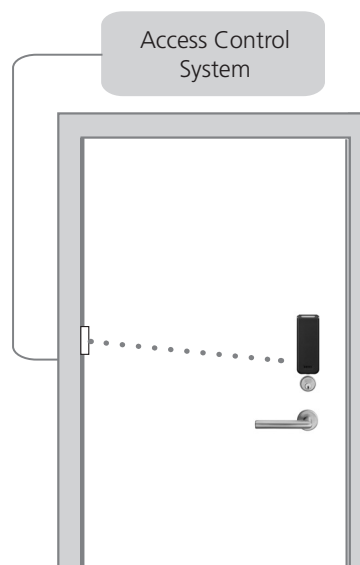
Featuring HID® Signo Reader Technology, the SN Series supports multiple industry leading credentials, making it ideal for mixed credential populations and facilities transitioning to higher security credentials.

The SN200/210 Series is available with two options for credential support:

1. Mobile 2.4 GHz and High Frequency 13.56 MHz only
2. Mobile 2.4 GHz, High Frequency 13.56 MHz, and Low Frequency 125kHz

HID Mobile Access® Compatible

HID Mobile Access merges security with convenience by enabling a smartphone and other mobile devices to securely open a door. This unique solution enables Bluetooth Smart-enabled Signo Technology readers to activate with a close range "tap" of a smartphone, or from a distance with HID Global's patented "Twist and Go" mode. Active feedback including vibration and sound enhances the user experience when opening doors.



Credential Support:

- › 2.4 GHz credentials:
 - Secure Identity Object™ (SIO) on Mobile IDs (Bluetooth Smart)
- › 13.56 MHz credentials:
 - Secure Identity Object™ (SIO) on iCLASS Seos, iCLASS SE/SR, MIFARE DESFire EV1/ EV2 and MIFARE Classic (on by default)
 - Standard iCLASS Access Control Application, ISO14443A (MIFARE) CSN, ISO14443B CSN, and ISO15693 CSN
 - Apple Wallet
 - ISO14443A/B (PIV-compatible Transparent FASC-N read) available with FIPS and FIKPS variants
 - NFC-enabled mobile phones
- › 125 kHz credentials:
 - HID Prox®, AWID, EM4102

The Genuine HID Technology logo is a trademark owned and licensed by HID Global.



Experience a safer
and more open world

SN Series.3



Overview


SN Series

SN Series is ideal for

- › Corporate campuses
- › Educational facilities
- › Healthcare facilities
- › Government facilities

Wiegand and OSDP Options

- › Cost effective, easy system expansion
- › Integrates mechanical door hardware with existing access control system



Features & Benefits

	Features	Benefits
Technology	Open architecture platform	<ul style="list-style-type: none"> • Compatibility with all popular access control systems
	Signo Reader Technology from HID Global®	<ul style="list-style-type: none"> • Provides heightened security • Supports multiple credential types • Supports HID Mobile Access® powered by Seos®
	Intelligent power management	<ul style="list-style-type: none"> • Reduces reader power consumption by as much as 75%
	Lockdown capable	<ul style="list-style-type: none"> • Ability to secure areas immediately from central security system
Installation	Mortise locks and exit trims feature EcoFlex® technology	<ul style="list-style-type: none"> • Reduces energy consumption up to 92%, as certified by GreenCircle • Field configurable to fail-safe or fail-secure • Lock operates from 12-24VDC, offering greater flexibility in system design • Innovative actuator design provides superior reliability
	Integrated design incorporates all access control components, including card reader, door position switch*, and request to exit monitoring sensors	<ul style="list-style-type: none"> • Significantly reduces installation time with fewer components and a single wire harness
	Integrated ANSI/BHMA Grade 1 hardware, available in cylindrical lock, mortise lock, multi-point lock and exit device configurations	<ul style="list-style-type: none"> • Flexibility to support a variety of door applications; industry leading Grade 1 hardware offers the highest degree of physical security available in access control locks
	Surface detection feature	<ul style="list-style-type: none"> • Allows reader to sense when it is mounted on metal and automatically recalibrate to optimize read range performance
	Provided with pre-terminated ElectroLynx® connectors	<ul style="list-style-type: none"> • Reduced installation time and costs; improved reliability

* Cylindrical locks and exit devices require an external door position switch

Sold through:



Authorized Channel Partner
ASSA ABLOY

Features

ML2000 SN Series Mortise Locks

The SN Series mortise lock integrates into an existing access control system and can monitor Latchbolt position, Request to Exit, and Door Position status, all within the lockbody. Secure door position monitoring feature ensures latchbolt is extended when door is closed.

The Grade 1 SN Series mortise lock is designed to meet the rigors of high-traffic commercial, institutional, industrial and government applications. Constructed of heavy-gauge steel, the lockbody features our patented Quick Reversible latchbolt, and a 1" stainless steel deadbolt.

Featuring EcoFlex® Technology

- Reduces energy consumption up to 92%, as certified by GreenCircle
 - Lower operating costs
 - Assists with load reduction in optimizing energy performance credit in LEED
 - Reduces number of power supplies required
- Available with either keypad or non-keypad reader
- Field configurable to fail-safe or fail-secure
- Lock operates from 12-24VDC, offering greater flexibility in system design
- Innovative actuator design provides superior reliability
 - Higher performance and reduced maintenance
 - Ability to have longer cable runs without negatively impacting lock function
 - Reduces risk of voltage drops and eliminates inductive kickback
 - Lower total cost of ownership



ANSI/BHMA

- Meets A156.13, Grade 1 requirements
- Meets A117.1 Accessibility Code
- Meets A156.25 requirements
- Listed to UL 294 (Access Control System Units); Directory ALVY.BP10423**

**UL294 listing for SN200 Series available with B03, B04, or B0D reader modifier only. SN210 is always UL294 compliant. See How to Order for more detail.

Monitoring Features

- Request to exit
- Secure door position monitors latchbolt and door position in series

Handing

- Handed; quick reversibility
- The lockset can be re-handed without disassembling the lock body

Door Thickness

- 1-3/4" (44mm) standard
- Optional door thicknesses in 1/8" increments available; see Quick Code section

Backset

- 2-3/4" (70mm)

Lockcase

- Heavy-gauge chrome plated steel, 5-7/8" (149mm) x 4" (102mm) x 15/16" (24mm)

Front

- Heavy-gauge steel, 8" (203mm) x 1-1/4" (32mm) x 3/32" (2mm)
- Accommodates non-beveled and beveled doors

Armored Front

- Wrought brass, bronze or stainless steel attached by machine screws to lockcase front

Latch

- Quick, reversible 2-piece mechanical with anti-friction insert 5/8" (16mm) x 1" (25mm) x 3/4" (19mm)

Auxiliary Latchbolt

- 9/16" (14mm) effective throw and 3/8" (10mm) effective auxiliary latch deadlocking

The SN200 Series Mortise Lock product is available with two options for UL294 compliance and reader LED indicator configuration:

1. Bluetooth Smart, UL294 Compliant, tamper wire connected:
 - LED displays red in locked and unlocked state
 - Listed to UL294 (Access Control System Units)
2. Bluetooth Smart, Non-UL294 Compliant, green LED wire connected:
 - LED displays red in locked state and green in unlocked state
 - Provides easy visual identification of lock status
 - Product is NOT compliant to UL294 (Access Control System Units)

Deadbolt

- One-piece stainless steel, 19/32" (15mm) x 1-1/4" (32mm) x 1" (25mm) throw
- Standard trim is through bolted, not free floating
- Muséo® trim is not through bolted, free floating

Hub

- Steel, 5/16" (8mm)

Strike

- Wrought brass, bronze or stainless steel ANSI straight lip standard, 4-7/8" (124mm) x 1-1/4" (32mm) x 1-1/8" (29mm) lip to center
- Optional strikes, lip lengths and ANSI wrought strike box available

Cylinder

- CR1000-118-A01, 6-pin, L4, keyed random, furnished standard for 1-3/4" (44mm) door

Keying Features Available

- Master Keying
- Construction master keying
- Visual key control
- Concealed key control
- Interchangeable core (LFIC or SFIC)

See Quick Codes Page 16 for cylinder options

Keys

- Two nickel silver standard

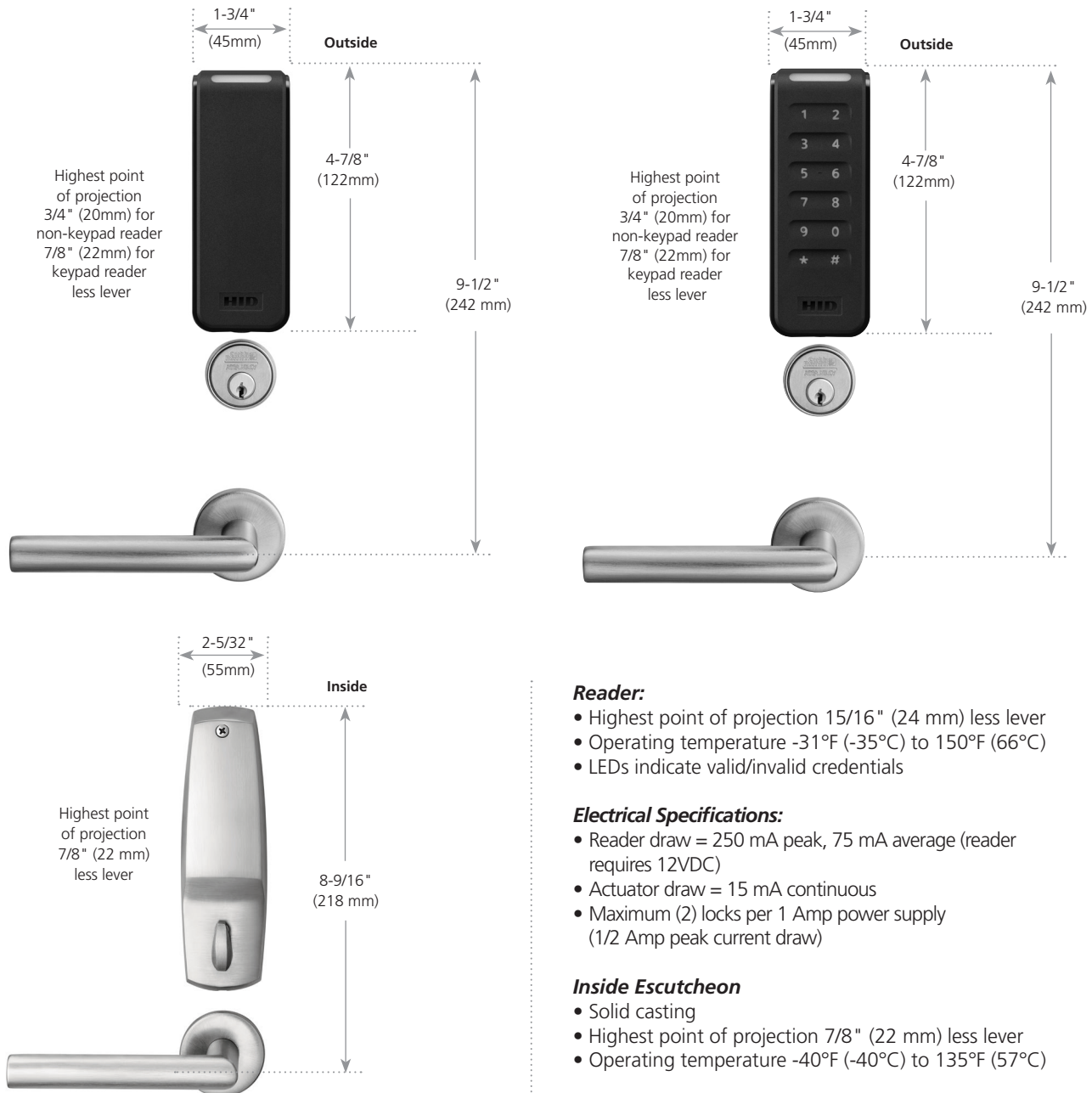
Warranty

- 10-year limited mechanical
- 2-year limited electrical



Escutcheons & Electrical Specifications

ML2000 SN Series Mortise Locks



Reader:

- Highest point of projection 15/16" (24 mm) less lever
- Operating temperature -31°F (-35°C) to 150°F (66°C)
- LEDs indicate valid/invalid credentials

Electrical Specifications:

- Reader draw = 250 mA peak, 75 mA average (reader requires 12VDC)
- Actuator draw = 15 mA continuous
- Maximum (2) locks per 1 Amp power supply (1/2 Amp peak current draw)

Inside Escutcheon

- Solid casting
- Highest point of projection 7/8" (22 mm) less lever
- Operating temperature -40°F (-40°C) to 135°F (57°C)

Sold through:



Authorized Channel Partner
ASSA ABLOY

Functions

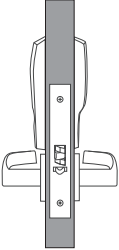
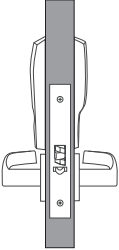
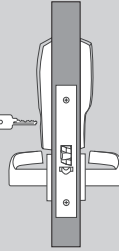
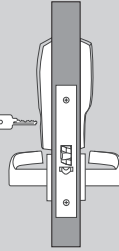
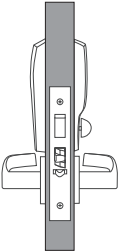
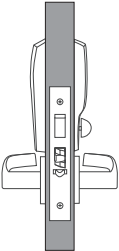
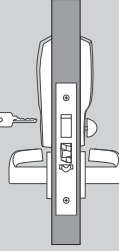
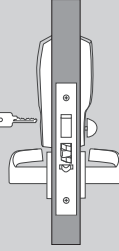
ML2000 SN Series Mortise Locks

Outside	Inside	Series/Function	Type	Function Description
		ML20607 x SN200 (Wiegand) SN210 (OSDP) x SAF Fail Safe No Key Override No Deadbolt	Entry	<ul style="list-style-type: none"> • Fail Safe - Power off unlocks outside trim • Deadlocking latch • Latch retracted by inside lever at all times • Outside lever rigid except when valid user credential presented • Request to exit and secure door position monitor are standard
		ML20606 x SN200 (Wiegand) SN210 (OSDP) x SAF Fail Safe With Key Override No Deadbolt	Entry	<ul style="list-style-type: none"> • Fail Safe - Power off unlocks outside trim • Deadlocking latch • Latch retracted by inside lever at all times • Outside lever rigid except when valid user credential presented • Key outside retracts latch • Request to exit and secure door position monitor are standard
		ML20609 x SN200 (Wiegand) SN210 (OSDP) x SAF Fail Safe No Key Override With Deadbolt	Entry With Deadbolt	<ul style="list-style-type: none"> • Fail Safe - Power off unlocks outside trim • Deadlocking latch • Latch and deadbolt retracted by inside lever at all times • Outside lever rigid except when valid user credential presented • Turnpiece inside extends and retracts deadbolt • Request to exit and secure door position monitor are standard
		ML20608 x SN200 (Wiegand) SN210 (OSDP) x SAF Fail Safe With Key Override With Deadbolt	Entry With Deadbolt	<ul style="list-style-type: none"> • Fail Safe - Power off unlocks outside trim • Deadlocking latch • Latch and deadbolt retracted by inside lever and Deadbolt at all times • Outside lever rigid except when valid user credential presented • Key outside projects or retracts deadbolt and retracts latch • Turnpiece inside extends and retracts deadbolt • Request to exit and secure door position monitor are standard



Functions

ML2000 SN Series Mortise Locks

Outside	Inside	Series/Function	Type	Function Description
		ML20607 x SN200 (Wiegand) SN210 (OSDP) x SEC Fail Secure No Key Override No Deadbolt	Entry	<ul style="list-style-type: none"> • Fail Secure - Power off, trim outside is locked • Deadlocking latch • Latch retracted by inside lever at all times • Outside lever rigid except when valid user credential presented • Request to exit and secure door position monitor are standard
		ML20606 x SN200 (Wiegand) SN210 (OSDP) x SEC Fail Secure With Key Override No Deadbolt	Entry	<ul style="list-style-type: none"> • Fail Secure - Power off, trim outside is locked • Deadlocking latch • Latch retracted by inside lever at all times • Outside lever rigid except when valid user credential presented • Key outside retracts latch • Request to exit and secure door position monitor are standard
		ML20609 x SN200 (Wiegand) SN210 (OSDP) x SEC Fail Secure No Key Override With Deadbolt	Entry With Deadbolt	<ul style="list-style-type: none"> • Fail Secure - Power off, trim outside is locked • Deadlocking latch • Latch and deadbolt retracted by inside lever at all times • Outside lever rigid except when valid user credential presented • Turnpiece inside extends and retracts deadbolt • Request to exit and secure door position monitor are standard
		ML20608 x SN200 (Wiegand) SN210 (OSDP) x SEC Fail Secure With Key Override With Deadbolt	Entry With Deadbolt	<ul style="list-style-type: none"> • Fail Secure - Power off, trim outside is locked • Deadlocking latch • Latch and deadbolt retracted by inside lever and Deadbolt at all times • Outside lever rigid except when valid user credential presented • Key outside projects or retracts deadbolt and retracts latch • Turnpiece inside extends and retracts deadbolt • Request to exit and secure door position monitor are standard

Sold through:



Authorized Channel Partner
ASSA ABLOY

High Security Monitoring Options

ML2000 SN Series Mortise Locks

ML2000 Series Electrified Mortise Lock with High Security Monitoring

The EcoFlex® electrified mortise lock platform, including SN Series, is available with internal end-of-line resistors for comprehensive monitoring of the circuit between the access control panel and lock, as well as deadbolt privacy function.

High Security Monitoring Options

- **Internal End-of-Line Monitoring**

Integrated directly into the mortise lock, internal end-of-line resistors monitor the line from the access control panel to the lock. Typically, resistors are installed at the panel or above the door, creating vulnerability between the resistors and the locks. Incorporating resistors within the lock eliminates any risk of undetected tampering or damage, while also reducing installation costs, simplifying specifications, and offering the assurance of a factory installed and tested product.

Select a compatible resistor configuration and add the appropriate quick code to your order string:

- **R01:** Mercury and Lenel compatible 1K Ω /2K Ω resistance supervision
- **R03:** Software House compatible 1K Ω /2K Ω resistance supervision
- **R04:** AMAG compatible 4-state supervision

- **Deadbolt Privacy Function (PHR)**












- Engaging the deadbolt disables remote access control unlocking (keypad or card reader) or scheduled unlock.
- Ideal for personal privacy areas, such as nursing rooms, on-call doctors' rooms, restrooms, and shower areas
- To order, add the PHR quick code to your order string (available with deadbolt functions only)



Trim Options

ML2000 SN Series Mortise Locksets

Standard

Lever	A Rose	B Rose	F Rose				
Armstrong	ASA	ASB	ASF				
Newport	NSA	NSB	NSF	Armstrong	Citation	Dirke	Essex*
Princeton	PSA	PSB	PSF				
Citation	CSA	CSB	CSF	Lustra*	Newport*	Princeton*	Regis
Dirke	DSA	DSB	DSF				
Essex	ESA	ESB	ESF				
Lustra	LSA	LSB	LSF				
Regis	RSA	RSB	RSF				
Vineyard™							
	G Rose						
Frascati	FSG						
Merlot	MSG			Frascati	Merlot	Zinfandel	
Zinfandel	ZSG						

*Not available in 629 or 630 finish

Sold through:



Authorized Channel Partner
ASSA ABLOY

Trim Options

ML2000 SN Series Mortise Locksets

Muséo®		V Rose	U Rose	T Rose	Y Rose	X Rose	W Rose				
Joseph	133	133V	133U	133T	133Y	133X	133W				
	134	134V	134U	134T	134Y	134X	134W	133	134	135	
	135	135V	135U	135T	135Y	135X	135W				
	136	136V	136U	136T	136Y	136X	136W	136	137 ¹	138 ¹	
	137	137V	137U	137T	137Y	137X	137W				
	138	138V	138U	138T	138Y	138X	138W				
Georges	139	139V	139U	139T	139Y	139X	139W				
	140	140V	140U	140T	140Y	140X	140W	139	140 (Handed)	141	143
	141	141V	141U	141T	141Y	141X	141W				
	143	143V	143U	143T	143Y	143X	143W				
Georgia	102	102V	102U	102T	102Y	102X	102W				
	103	103V	103U	103T	103Y	103X	103W	102	103	104 ^{2,3}	
	104	104V	104U	104T	104Y	104X	104W				
	124	124V	124U	124T	124Y	124X	124W	124 ¹	125 ¹		
	125	125V	125U	125T	125Y	125X	125W				
Salvador	106	106V	106U	106T	106Y	106X	106W				
	107	107V	107U	107T	107Y	107X	107W	106	107	108	109 ¹
	108	108V	108U	108T	108Y	108X	108W				
	109	109V	109U	109T	109Y	109X	109W	110	123 ¹	128 ¹	
	110	110V	110U	110T	110Y	110X	110W				
	123	123V	123U	123T	123Y	123X	123W				
Marc	111	111V	111U	111T	111Y	111X	111W				
	112	112V	112U	112T	112Y	112X	112W	111 ^{2,3}	112 ³	114 ³	115 ³
	114	114V	114U	114T	114Y	114X	114W				
	115	115V	115U	115T	115Y	115X	115W	116 ³	131 ^{1,3}	151	
	116	116V	116U	116T	116Y	116X	116W				
	131	131V	131U	131T	131Y	131X	131W				
	151	151V	151U	151T	151Y	151X	151W				
Jackson	105	105V	105U	105T	105Y	105X	105W				
	117	117V	117U	117T	117Y	117X	117W	105 ³	117 ³	119 ³	
	119	119V	119U	119T	119Y	119X	119W				
	121	121V	121U	121T	121Y	121X	121W	121 ^{2,3}	126 ^{1,3}	152	
	126	126V	126U	126T	126Y	126X	126W				
	152	152V	152U	152T	152Y	152X	152W				
Piet	21G	21GV	21GU	21GT	21GY	21GX	21GW				
	21L	21LV	21LU	21LT	21LY	21LX	21LW	21G ²	21L ²	21M ²	21S ²
	21M	21MV	21MU	21MT	21MY	21MX	21MW				
	21S	21SV	21SU	21ST	21SY	21SX	21SW	23M ²	25M ²	27M ²	
	23M	23MV	23MU	23MT	23MY	23MX	23MW				
	25M	25MV	25MU	25MT	25MY	25MX	25MW				
	27M	27MV	27MU	27MT	27MY	27MX	27MW				

1. Complies with codes requiring lever to return to within 1/2" (13mm) of door face.
2. Not available with Inspire™ Roseless Trim
3. Not available in 629 or 630 finish



Trim Options

ML2000 SN Series Mortise Locksets

Inspire™ Roseless Trim



Inspire roseless trim blends the lever and the door creating an artful approach to every opening. Offered with most *Muséo*® decorative levers, this exquisite trim will inspire the creation of beautiful openings.

Features:

- Certified to and exceeds ANSI/BHMA A156.13, Series 1000, Operational Grade 1 and Security Grade 1
- Attachment method similar to standard trim
- Available with most mortise lock functions
- Compatible with most *Muséo* Collection levers (except 104, 111, 121 and Piet levers)
- Selected levers return within 1/2" of the door face
- All standard cylinder options are available



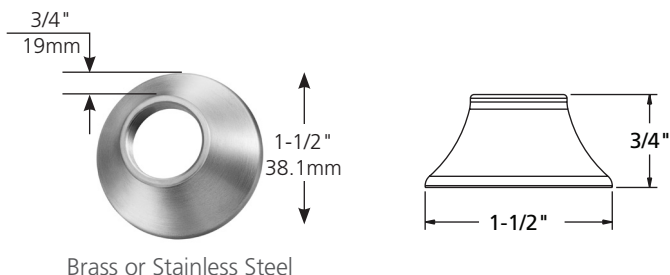
Ordering Example

Stock Order

Quantity	Function	Trim	Finish	Handing	Required Options				Other Options
					Technology Code**	Reader Code	Reader Modifier	Fail Safe/ Fail Secure	Cylinder, Strike, Door Thickness
5	ML20606	114J	626	RHR	SN200	BIS	B03	SEC	—

- › ML2000 Mortise Lock x Wiegand x Key Override x No Deadbolt x Fail Secure
- › *Muséo* lever 114 with *Inspire* roseless trim. Specify J for the rose when ordering *Inspire* roseless trim.
- › Satin chrome finish
- › Right hand reverse
- › Signo Technology BLE Ready reader, black

Inspire™ Roseless Trim



Brass or Stainless Steel

*Roses and Inspire trim are only available with *Muséo* levers.

**SN210 BIS, BIKS, BIPS and BIKPS only available with B0E reader modifier; SN210 FIPS and FIKPS only available with B03 or B0D reader modifier.

Sold through:



Authorized Channel Partner
ASSA ABLOY

Trim Options

ML2000 SN Series Mortise Locksets



**Grooved Insert
21G**



**Leather Insert
21L**



**Polished with
Satin Insert
21M**



**Santoprene™
Insert
21S**



**With Raised Band
23M**



**Plain
25M**



**Plain with Two
Grooves
27M**

Piet Finish Codes

Finish	Piet Code*	Description
630	30	Satin Stainless Steel
629	29	Bright Stainless Steel
613E	3E	Dark Oxidized Satin Bronze, Equivalent
BSP	BS	Black Suede Powder Coat
WSP	WS	White Suede Powder Coat
N/A	BK	Black (Santoprene™ or leather insert)
N/A	BN	Brown (leather insert)
N/A	00	No Insert

*Code used to specify Piet Collection finishes only. Use available finishes list to specify desired finish when ordering.

Piet Lever Descriptions & Available Finishes

Lever Designation	Lever Description	Available Finishes (as ordered)
21G	Grooved Insert	303030, 292929, 293029, 302930, 3E003E, BS00BS OR WS00WS
21L	Leather Insert	30BK30, 30BN30, 29BK29, 29BN29, 3EBK3E, BSBKBS, WSBKWS, 3EBN3E, BSNBNS OR WSNBWS
21M	Metallic Insert	293029**
21S	Santoprene Insert	30BK30, 29BK29, 3E003E, BS00BS or WS00WS
23M	Raised Band	290030, 290029, 300030, 300029, 3E003E, BS00BS OR WS00WS
25M	Plain	290029, 300030, 3E003E, BS00BS or WS00WS
27M	Two Grooves	290029, 300030, 3E003E, BS00BS or WS00WS

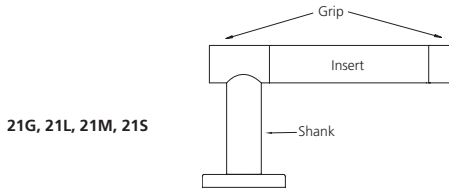
**Two-tone finish - grip of lever is 630, balance of lever is 629. Rose/escutcheon and lock finish will be 629.



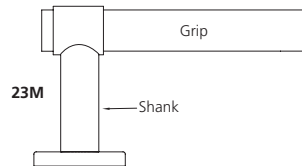
How to Order

ML2000 SN Series Mortise Locksets

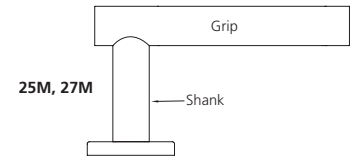
How to Order the Muséo® Piet Lever Collection



21G, 21L, 21M, 21S



23M



25M, 27M

Trim Only

Quantity	Trim	Lever Finish	Lock Finish*	Handing	Required Options				Other Options
					Technology Code*	Reader Code	Reader Modifier	Fail Safe/ Fail Secure	Cylinder, Strike, Door Thickness
2	21MV	293029	629	RHR	SN200	BIKPS	BOE	SEC	—

- > Muséo® Piet Lever 21M - Polished with Satin Insert – with V rose
- > 293029 Lever Finish
Polished with satin stainless steel insert (630), polished stainless steel (629) shank and polished stainless steel (629) grip
- > 629 Lock Finish
- > Right hand reverse
- > Signo Technology BLE Ready reader, black with Keypad

Stock Order

Quantity	Function	Trim	Lever Finish	Lock Finish*	Handing	Required Options				Other Options
						Technology Code*	Reader Code	Reader Modifier	Fail Safe/ Fail Secure	Cylinder, Strike, Door Thickness
2	ML20609	21GU	292929	629	RHR	SN210	BIPS	BOE	SEC	—

- > ML2000 Mortise Lock x OSDP x No Cylinder x Deadbolt x Fail-Secure
- > 629 Lock Finish
- > Right hand reverse
- > Signo Technology BLE Ready reader, black

* Escutcheons (lock finish) are plated to match polished stainless steel (629) and satin stainless steel (630) finishes.

**SN210 BIS, BIKS, BIPS and BKIPS only available with BOE credential modifier; SN210 FIPS and FIKPS only available with B03 or B0D credential modifier.

Sold through:



Authorized Channel Partner
ASSA ABLOY

How to Order

ML2000 SN Series Mortise Locksets

Ordering Examples (see page 16 for complete list of codes)

Stock Order

Quantity	Series/ Function	Trim	Finish	Hand	Technology Code*	Required Options			Other Options
						Reader Code	Reader Modifier	Fail Safe/ Fail Secure	Cylinder, Strike, Door Thickness
24	ML20607	111X	626	RHR	SN200	BIS	B03	SEC	—

- › ML2000 Mortise Lock x Wiegand
- x No Cylinder x No Deadbolt x Fail-Secure
- › Muséo® lever 111 with X rose
- › Satin chrome finish
- › Right hand reverse
- › Signo Technology BLE Ready reader, black

Split Trim/Finish Order

Quantity	Series/ Function	Trim		Finish		Hand	Technology Code*	Required Options		
		Outside	Inside	Outside	Inside			Reader Code	Reader Modifier	Fail Safe/ Fail Secure
24	ML20606	CSA	CSA	626	606	RHR	SN210	BIKPS	B0E	SEC

ML2000 Mortise Lock x OSDP x Key Override x No Deadbolt x Fail-Secure

Outside:

- › Citation lever x wrought rose
- › Satin chrome finish
- › Right hand reverse
- › Signo Technology BLE Ready reader, black with Keypad
- › Conventional 6-Pin cylinder

Inside:

- › Citation lever x wrought rose
- › Satin brass finish

Contract/Detailed Order

Quantity	Keyset	Series/ Function	Trim	Finish	Hand	Required Options				Other Options			
						Technology Code*	Reader Code	Reader Modifier	Fail Safe/ Fail Secure	Door Thickness	Strike	Cylinder	Keying
24	AA1	ML20609	LWA	626	RHR	SN210	BIPS	B0E	SAF	D214	SA138	C7	VKC3

- › ML2000 Mortise Lock x OSDP
- x No Cylinder x Deadbolt x Fail-Safe
- › Lustra lever x wrought A rose
- › Satin chrome finish
- › Right hand reverse
- › 2-1/4" thick door
- › 2" curved lip strike box
- › Signo Technology BLE Ready reader, black
- › Interchangeable core x 7 pin
- › Cylinders Only Visual Key Control

*SN210 BIS, BIKS, BIPS and BKIPS only available with B0E reader modifier; SN210 FIPS and FIKPS only available with B03 or B0D reader modifier.



How to Order

ML2000 SN Series Mortise Locksets

Ordering Examples

Quantity	Series/ Function	Technology Code*	Trim	Finish	Hand	Reader Code	Reader Modifier	Fail-Safe/ Fail-Secure	High Security Monitoring Options
2	ML20608	SN200	111X	626	RHR	BIPS	B03	SEC	PHRR01

- › ML2000 Mortise Lock x Wiegand x No Cylinder x Deadbolt x Fail-Secure
- › Muséo® lever 111 with X rose
- › Satin chrome finish
- › Right hand reverse
- › HID® Signo Technology BLE Ready reader, black
- › Deadbolt privacy function, Mercury and Lenel compatible 1KΩ/2KΩ resistance supervision

Quantity	Series/ Function	Technology Code*	Trim	Finish	Hand	Reader Code	Reader Modifier	Fail-Safe/ Fail-Secure	High Security Monitoring Options
2	ML20609	SN210	111X	626	RHR	BIKPS	B0E	SEC	R03

- › ML2000 Mortise Lock x OSDP x No Cylinder x Deadbolt x Fail-Secure
- › Muséo® lever 111 with X rose
- › Satin chrome finish
- › Right hand reverse
- › HID® Signo Technology BLE Ready reader, black with Keypad
- › Software House compatible 1KΩ/2KΩ resistance supervision

*SN210 BIS, BIKS, BIPS and BIKPS only available with B0E reader modifier; SN210 FIPS and FIKPS only available with B03 or B0D reader modifier.

Sold through:



Authorized Channel Partner
ASSA ABLOY

Ordering/Quick Codes

ML2000 SN Series Mortise Locks

Function

Description	Specify
No key override, no deadbolt	ML20607 x SN200 (Wiegand) SN210 (OSDP)
With key override, no deadbolt	ML20606 x SN200 (Wiegand) SN210 (OSDP)
No key override, with deadbolt	ML20609 x SN200 (Wiegand) SN210 (OSDP)
With key override, with deadbolt	ML20608 x SN200 (Wiegand) SN210 (OSDP)

Fail-Safe/Fail-Secure Quick Code

Description	Specify
Fail-Safe	SAF
Fail-Secure	SEC

Reader Code

Description	Specify
HID Mobile Access®/Bluetooth Smart High Frequency credentials ONLY supported	BIS
HID Mobile Access®/Bluetooth Smart; High Frequency credentials ONLY supported with Keypad	BIKS
HID Mobile Access®/Bluetooth Smart; High and Low frequency credentials supported	BIPS
HID Mobile Access®/Bluetooth Smart; High and Low frequency credentials supported with Keypad	BIKPS
PIV Compatible	FIPS**
PIV Compatible with Keypad	FIKPS**

**Please contact your local Door Security Solutions sales representative for FIPS and FIKPS availability.

Hand

Description	Specify
Right Hand	RH
Right Hand Reverse	RHR
Left Hand	LH
Left Hand Reverse	LHR

Door Thickness

Description	Specify
1-3/4" (44mm)	std
1-7/8" (48mm)	D178
2" (51mm)	D200
2-1/8" (54mm)	D218
2-1/4" (57mm)	D214

Consult factory for door thicknesses greater than 2-1/4"

Reader Modifier

Description	Specify
UL294 Compliant, tamper wire connected BIS/BIKS/ BIPS/BIKPS/FIPS/FIKPS: 200-bit output (FIPS/FIKPS)	B03
Non-UL294 Compliant, green LED wire connected BIS, BIKS, BIPS, BIKPS only	B0E
UL294 Compliant, tamper wire connected FIPS/FIKPS: 75-bit output	B04
UL294 Compliant, tamper wire connected FIPS/FIKPS: 128-bit output	B0D
Non-UL294 Compliant, green LED wire connected FIPS/FIKPS: 200-bit output	B0F
Non-UL294 Compliant, green LED wire connected FIPS/FIKPS: 75-bit output	B0G
Non-UL294 Compliant, green LED wire connected FIPS/FIKPS: 128-bit output	B0H

Finish*

Description	Specify
Polished Brass, Clear Coated	605
Satin Brass, Clear Coated	606
Polished Bronze, Clear Coated	611
Satin Bronze, Clear Coated	612
Dark Oxidized Satin Bronze, Oil Rubbed	613
Dark Oxidized Satin Bronze - Equivalent	613E
Dark Oxidized Satin Bronze, Clear Coated	613L
Polished Nickel	618
Satin Nickel	619
Polished Chrome	625
Satin Chrome	626
Satin Chrome with MicroShield®	626C
Bright Stainless Steel	629 ¹
Satin Stainless Steel	630 ¹
Satin Stainless Steel with MicroShield®	630C
Black Oxidized Bronze, Oil Rubbed	722
Black Suede Powder Coat	BSP
White Suede Powder Coat	WSP

¹ Escutcheon finished to match 629, 630 finish
*See page 12 for finish options available for the Muséo® Piet Lever Collection.

End-of-Line Resistors and Deadbolt Privacy Quick Code

Description	Specify
No End-of-Line Resistors	Blank
Mercury / Lenel 1KΩ/2KΩ	R01
Software House 1KΩ/2KΩ	R03
AMAG 4-State Supervision	R04
Deadbolt Privacy	PHR
Deadbolt Privacy and Mercury / Lenel 1KΩ/2KΩ	PHRR01
Deadbolt Privacy and Software House 1KΩ/2KΩ	PHRR03
Deadbolt Privacy and AMAG 4-State	PHRR04



Features

CLX3300 SN Series Cylindrical Locks

The Corbin Russwin CLX3300 lock showcases remarkable strength and reliability. With its ANSI/BHMA Grade 1 rating, this lockset effortlessly integrates into any compatible access control system. Its advanced features include seamless door monitoring capabilities, such as the Request to Exit function, which keeps a close eye on the movement of the inside lever, as well as an external Door Position Switch.

Not only does the CLX3300 excel in functionality, but it also boasts a sleek and modern design. The SN Series Cylindrical Locksets offer a clean and crisp aesthetic, complemented by a wide range of hardware finishes to choose from. Additionally, by utilizing a consistent family of lever designs across all three product offerings, the locksets provide visual harmony when deployed throughout a facility.

Featuring EcoFlex® Technology

- Reduces energy consumption up to 92%, as certified by GreenCircle
 - Lower operating costs
 - Assists with load reduction in optimizing energy performance credit in LEED
 - Reduces number of power supplies required
- Available with either keypad or non-keypad reader
- Field configurable to fail-safe or fail-secure
- Lock operates from 12-24VDC, offering greater flexibility in system design
- Innovative actuator design provides superior reliability
 - Higher performance and reduced maintenance
 - Ability to have longer cable runs without negatively impacting lock function
 - Reduces risk of voltage drops and eliminates inductive kickback
 - Lower total cost of ownership



Door Thickness

1-3/4" (44mm) to 2" (50mm) standard, 2" (50mm) to 2-1/4" (57mm) optional. Specify D214

Lock Chassis

Steel, zinc dichromated for corrosion resistance

Backset

2-3/4" (70mm) standard, 3-3/4" (95mm) and 5" (127mm) optional

Latchbolt

Stainless steel, 1/2" (13mm) throw
Optional: 3/4" (19mm) throw
deadlocking fire latch for pair of doors

Auxiliary Latchbolt

Deadlocking latchbolt prevents manipulation when door is closed

Front

Wrought brass or stainless steel, 2-1/4" (57mm) x 1-1/8" (29mm). Accommodates non-beveled and beveled doors

Optional: rounded corners

Strike

Wrought brass or stainless steel ANSI curved lip standard, 4-7/8" (124mm) x 1-1/4" (32mm) x 1-1/4" (32mm) lip to center

Optional: strikes, lip lengths and ANSI wrought strike box available

Cylinder

Brass, 6-pin, L4 keyway, 0-bitted standard

The SN200 Series Cylindrical Lock product is available with two options for UL294 compliance and reader LED indicator configuration:

1. Bluetooth Smart, UL294 Compliant, tamper wire connected:
 - LED displays red in locked and unlocked state
 - Listed to UL294 (Access Control System Units)
2. Bluetooth Smart, Non-UL294 Compliant, green LED wire connected:
 - LED displays red in locked state and green in unlocked state
 - Provides easy visual identification of lock status
 - Product is NOT compliant to UL294 (Access Control System Units)

Keying Features Available

Master Keying
Construction master keying
Visual key control
Concealed key control
Interchangeable core (LFIC or SFIC)
See Quick Codes Page 22 for cylinder options

Keys

Two nickel silver standard

Warranty

10-year limited mechanical, 2-year limited electrical

Certification/Compliance

ANSI/BHMA

- Meets A156.2 Grade 1 requirements.
- Listed to UL 294 (Access Control System Units); Directory ALVY. BP10423*

California State Reference Code

(Formerly Title 19, California State Fire Marshal Standard) All levers with returns comply; levers return to within 1/2" (13mm) of door face.

C-UL US

All locks with 1/2" (13mm) throw latchbolt listed for A label and lesser class 4' x 10' single doors. All locks with 3/4" (19mm) throw latchbolt listed for A label and lesser class 8' x 10' pairs of doors. Letter F and UL symbol on latch front indicate listing.

Features

Available with either keypad or non-keypad reader

Freewheeling outside lever when locked

Monitoring Features

Request to Exit monitoring standard (non-handed)

External door position switch included to allow for full monitoring

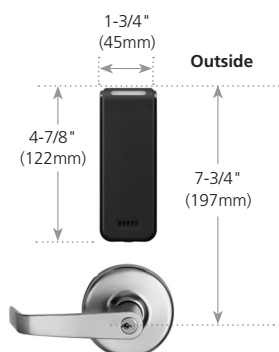
Sold through:



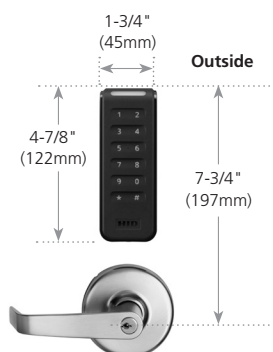
Authorized Channel Partner
ASSA ABLOY

Features

CLX3300 SN Series Cylindrical Locks



Outside:
Highest point of projection
3/4" (20mm) for
non-keypad reader
7/8" (22mm) for
keypad readerless lever



Outside:
Highest point of projection
3/4" (20mm) for
non-keypad reader
7/8" (22mm) for
keypad readerless lever



Inside:
Highest point
of projection
7/8" (22 mm)
less lever

Reader

- Highest point of projection 15/16" (24 mm) less lever
- Operating temperature -31°F (-35°C) to 150°F (66°C)
- LEDs indicate valid/invalid credentials

Electrical Specifications:

- Reader requires 12 volts direct current

12VDC System with 12VDC Solenoid

Reader: 12VDC @ 250 mA peak (75 mA continuous)
Solenoid: 12VDC @ 380 mA

12VDC System with 24VDC Solenoid

Reader: 12VDC @ 250 mA peak (75 mA continuous)
Solenoid: 24VDC @ 150 mA

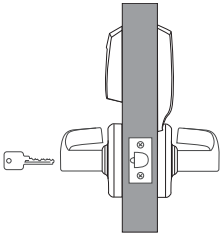
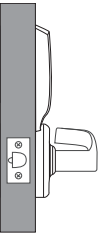
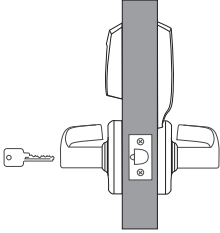
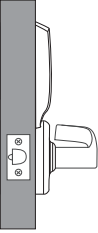
Inside Escutcheon

- Solid casting inside escutcheon
- Operating temperature -40°F (-40°C) to 135°F (57°C)
- Highest point of projection 7/8" (22 mm) less lever



Functions

CLX3300 SN Series Cylindrical Locks

Outside	Inside	Series/Function	Type	Function Description
		CLX33603 X SN200 (Wiegand) SN210 (OSDP) x Fail Safe With Key Override	Entry	<ul style="list-style-type: none"> • Latch retracted by inside lever at all times • Key outside retracts latch • Outside lever locked (freewheeling) except when valid user credential presented
		CLX33605 x SN200 (Wiegand) SN210 (OSDP) x Fail Secure With Key Override	Entry	<ul style="list-style-type: none"> • Latch retracted by inside lever at all times • Key outside retracts latch • Outside lever locked (freewheeling) except when valid user credential presented

*UL294 listing for SN200 Series available with B03, B04, or B0D reader modifier only. SN210 is always UL294 compliant. See How to Order for more detail.

Sold through:



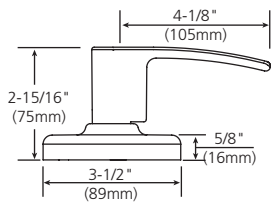
Authorized Channel Partner
ASSA ABLOY

Trim

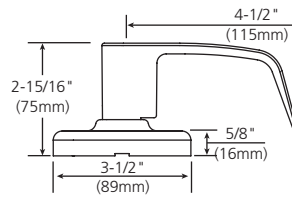
CLX3300 SN Series Cylindrical Locks

Lever - Solid Cast Zinc

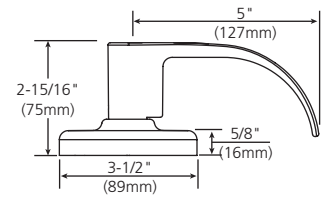
Armstrong AZ



Newport* NZ

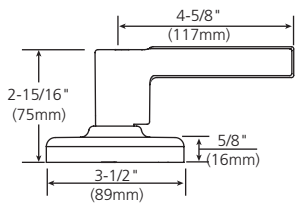


Princeton* PZ

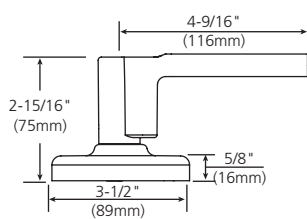


Decorative Levers

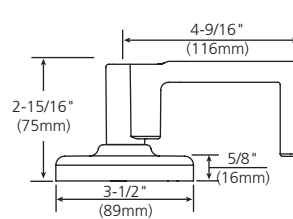
102



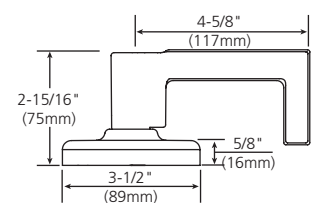
106



123*



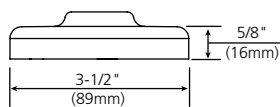
124*



*Lever with return to within 1/2" of door face.

Rose Wrought Brass

D





How to Order

CLX3300 SN Series Cylindrical Locks

Ordering Examples

Stock Order

Quantity	Series/ Function	Trim	Finish	Hand	Required Options			Other Options
					Technology Code*	Reader Code	Reader Modifier	Cylinder, Strike, Door Thickness
8	CLX33603	102D	626	RH	SN200	BIPS	BOE	—

- › CLX3300 Cylindrical Lock x Wiegand
 - › Fail Safe x Key Override
- › Muséo Lever x D rose
- › Satin chrome finish
- › Right hand reverse
- › Signo Technology BLE Ready reader, black
- › Conventional 6-Pin cylinder

Split Trim/Finish Order

Quantity	Series/ Function	Trim		Finish		Hand	Required Options			Other Options
		Outside	Inside	Outside	Inside		Technology Code*	Reader Code	Reader Modifier	Cylinder, Strike, Door Thickness
24	CLX33605	NZD	AZD	626	625	LH	SN200	BIPS	BOE	—

CLX3300 Cylindrical Lock x Wiegand x Fail Secure x Key Override

Outside:

- › Newport lever x D rose
- › Satin chrome finish
- › Left hand
- › Signo Technology BLE Ready reader, black
- › Conventional 6-Pin cylinder

Inside:

- › Armstrong lever x D rose
- › Bright chrome finish

Contract/Detailed Order

Quantity	Keyset	Series/ Function	Trim	Finish	Hand	Required Options			Other Options			Keying
						Technology Code*	Reader Code	Reader Modifier	Door Thickness	Optional Strike	Optional Cylinder	
24	AA1	CLX33605	102D	626	RHR	SN210	BIKPS	BOE	D214	SA138	C7	VKC3

- › CLX33600 Cylindrical Lock Series x OSDP x Fail Secure x Key Override
- › Muséo lever x D rose
- › Satin chrome finish
- › Right hand reverse
- › 2-1/4" thick door
- › Signo Technology BLE Ready reader, black with Keypad
- › Interchangeable core x 7 pin
- › Cylinders Only Visual Key Control

*SN210 BIS, BIKS, BIPS and BKIPS only available with BOE reader modifier; SN210 FIPS and FIKPS only available with B03 or B0D reader modifier.

Sold through:



Authorized Channel Partner
ASSA ABLOY

Ordering/Quick Codes

CLX3300 SN Series Cylindrical Locks

Function

Description	Specify
Fail-safe with key override	CLX33603 x SN200 (Wiegand) SN210 (OSDP)
Fail-secure with key override	CLX33605 x SN200 (Wiegand) SN210 (OSDP)

Trim

Description	Specify
Armstrong	AZD
Newport	NZD
Princeton	PZD
Muséo	102
Muséo	106
Muséo	123
Muséo	124

Hand

Description	Specify
Right Hand	RH
Right Hand Reverse	RHR
Left Hand	LH
Left Hand Reverse	LHR

Backset

Description	Specify
2-3/4"	(std)
3-3/4"	B334
5"	B500

Finish*

Description	Specify
Polished Brass, Clear Coated	605
Satin Brass, Clear Coated	606
Polished Bronze, Clear Coated	611
Satin Bronze, Clear Coated	612
Dark Oxidized Satin Bronze, Oil Rubbed	613
Dark Oxidized Satin Bronze - Equivalent	613E
Dark Oxidized Satin Bronze, Clear Coated	613L
Polished Nickel	618
Satin Nickel	619
Polished Chrome	625
Satin Chrome	626
Satin Chrome with MicroShield®	626C
Black Oxidized Bronze, Oil Rubbed	722
Black Suede Powder Coat	BSP
White Suede Powder Coat	WSP

Door Thickness

Description	Specify
1-3/4" (44 mm) - 2" (51 mm)	std
Over 2" (51 mm) - 2-1/4" (57 mm)	D214

Consult factory for door thicknesses
greater than 2-1/4"

Reader Code

Description	Specify
HID Mobile Access®/Bluetooth Smart High Frequency credentials ONLY supported	BIS
HID Mobile Access®/Bluetooth Smart; High Frequency credentials ONLY supported with Keypad	BIKS
HID Mobile Access®/Bluetooth Smart; High and Low frequency credentials supported	BIPS
HID Mobile Access®/Bluetooth Smart; High and Low frequency credentials supported with Keypad	BIKPS
PIV Compatible	FIPS**
PIV Compatible with Keypad	FIKPS**

**Please contact your local Door Security Solutions sales
representative for FIPS and FIKPS availability.

Reader Modifier

Description	Specify
UL294 Compliant, tamper wire connected BIS/BIKS/BIPS/BIKPS/FIPS/ FIKPS: 200-bit output (FIPS/FIKPS)	B03
Non-UL294 Compliant, green LED wire connected BIS, BIKS, BIPS, BIKPS only	B0E
UL294 Compliant, tamper wire connected FIPS/FIKPS: 75-bit output	B04
UL294 Compliant, tamper wire connected FIPS/FIKPS: 128-bit output	B0D
Non-UL294 Compliant, green LED wire connected FIPS/FIKPS: 200-bit output	B0F
Non-UL294 Compliant, green LED wire connected FIPS/FIKPS: 75-bit output	B0G
Non-UL294 Compliant, green LED wire connected FIPS/FIKPS: 128-bit output	B0H



Features

ED5000N SN Series Exit Device


The ANSI/BHMA Grade 1 Corbin Russwin ED5000N Series exit device seamlessly integrates into an existing compatible access control system. A wide range of monitoring capabilities, which include Request to Exit (rail monitoring) as standard, achieve a high level of security. An external door position switch further augments door monitoring.

The SN Series is available with rim devices, mortise lock exits, concealed vertical rod devices, as well as surface mounted vertical rods. The Motorised Electric Latch Retraction (MELR) variant provides remote-controlled latch retraction that delivers quiet, smooth operation for convenient, hassle-free egress.

Featuring clean, crisp design, the SN Series exit devices are available with a variety of lever designs, and hardware finishes.

The SN200 Series Exit Device product is available with two options for UL294 compliance and reader LED indicator configuration:

1. Bluetooth Smart, UL294 Compliant, tamper wire connected:
 - LED displays red in locked and unlocked state
 - Listed to UL294 (Access Control System Units)
2. Bluetooth Smart, Non-UL294 Compliant, green LED wire connected:
 - LED displays red in locked state and green in unlocked state
 - Provides easy visual identification of lock status
 - Product is NOT compliant to UL294 (Access Control System Units)



*UL294 listing for SN200 Series available with B03, B04, or B0D reader modifier only. SN210 is always UL294 compliant except for MELR variant which is NOT compliant to UL294. See How to Order for more detail.

	Inside Push Pad	Outside Reader Trim
R/S	ED5200(S)(A)N	9600
Mortise	ED5600(A)N	9M600
CVR	ED5800(A)N	9600
SVR	ED5400(A)N	9S600

Note: N suffix denotes exit device equipped with external door position switch and internal request to exit monitoring for use with SN Series exit trim.

ED5000 Mechanical or MELR Exit Device Retrofit Kit

For use with SN Series Exit Trim

Kit allows you to retrofit an existing ED5000 Series mechanical exit device with M92 (Touch Bar Monitor/REX) that will integrate with SN Series trim

Kit Includes:

- Touch Bar Monitor/ REX assembly
- Harness from REX switch to door Controller
- Trim Slide Retainer/ Screw
- Trim Slide Wire Bracket
- Wire Grommet
- Installation Instructions

To order, specify 743F939

Sold through:



Authorized Channel Partner
ASSA ABLOY

Features

ED5000 SN Series Exit Devices

Featuring EcoFlex® Technology*



- Reduces energy consumption up to 89%, as certified by GreenCircle
 - Lower operating costs
 - Assists with load reduction in optimizing energy performance credit in LEED
 - Reduces number of power supplies required
- Available with either keypad or non-keypad reader
- Field configurable to fail-safe or fail-secure
- Lock operates from 12-24VDC, offering greater flexibility in system design
- Innovative actuator design provides superior reliability
 - Higher performance and reduced maintenance
 - Ability to have longer cable runs without negatively impacting lock function
 - Reduces risk of voltage drops and eliminates inductive kickback
 - Lower total cost of ownership

*Patent pending and/or patent
www.assaabloydss.com/patents

Monitoring Features

Request to exit
External door position switch included to allow for full monitoring

Handing

Rim Device is non-handed.

Mortise, surface vertical rod and concealed vertical rod devices are handed.

Lever trim is handed.

Bar Length

Easily field cut to size

Standard: 36" (914mm) bar fits 30" (762mm) to 36" (914mm) door

Optional: 24" (610mm) bar fits 24" (610mm) door; specify W024

Optional: 48" (1219mm) bar fits 36" (914mm) to 48" (1219mm) door; specify W048

Door Thickness

1-3/4" (44mm) standard
Optional: 2" (51mm); specify D200
Optional: 2-1/4" (57mm); specify D214

Stile

Minimum width 4-1/2" (114mm)

Lever Trim

Free floating, to fit doors 1-3/4" (44mm) to 2-1/4" (7mm)

Projection

3-1/4" (83mm) active,
2-3/4" (70mm) depressed

Fasteners

Standard on panic devices: machine screws and wood door fasteners

Standard on fire-rated devices: sex nuts and bolts

Optional on panic devices: sex nuts and bolts for use on wood, composite or unreinforced metal doors; specify M54

Optional wood screws for use on approved fire-rated solid wood or wood core doors. Specify M64

Strike

Mortise Device

Wrought brass, bronze or stainless steel
ANSI curved lip standard, 4-7/8" (124mm) x 1-1/4" (32mm) x 1-1/4" (32mm) lip to center

Optional strikes available

Rim and Surface Vertical Rod Devices

Surface-mounted 3/8" (10mm) diameter roller strike, complete with positive locking plate and shims, assuring low friction relocking for a long, trouble-free life

Functions and Trims

Through-bolted lever trim available with wide range of functions; see Trim, page 37

Key Override

Outside cylinder override allows lever to retract latch

Keying Features Available

Master Keying
Construction master keying
Visual key control
Concealed key control
Interchangeable core (IC)

See Quick Codes Page 65 for cylinder options

Keys

Two nickel silver standard

Warranty

5-year limited mechanical
2-year limited electrical

Certification/Compliance

ANSI/BHMA

Meets A156.3, Type 1, Grade 1.

Meets A117.1 Accessibility Code.

Listed to UL 294 (Access Control System Units)**

C-UL US

All devices listed for safety as panic hardware; devices comply with UL 305 standards for panic hardware. Three-hour fire-rated devices listed as fire exit hardware for A label and lesser class 4' x 8' single or 8' x 8' double doors; UL symbol on active case cover indicates listing.

California State Reference Code

This product has been approved by the California State Fire Marshal pursuant to section 13144.1 of the California Health and Safety Code.

NFPA

All exit devices comply with NFPA 101 Life Safety Code. All fire-rated devices comply with NFPA 80 Fire Doors and Windows.*

ADA

Exit devices, lever trims and pulls comply with Americans with Disabilities Act.

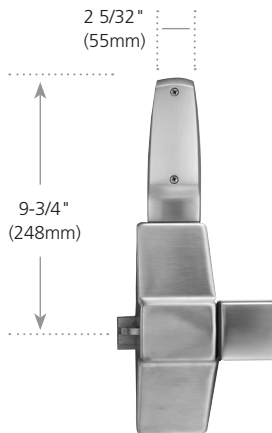
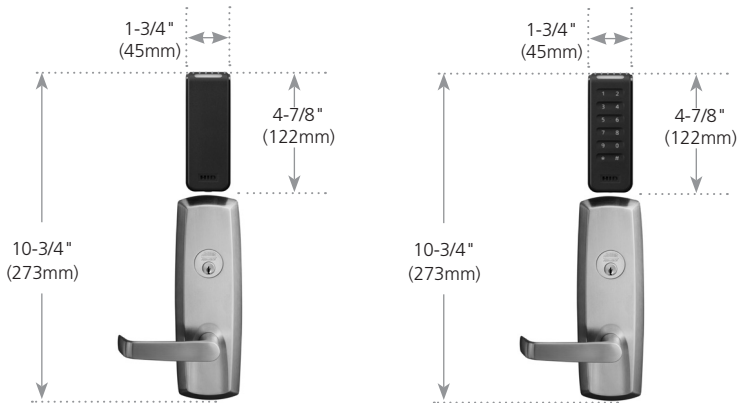
*Any retrofit or other field modification to a fire rated opening can potentially impact the fire rating of the opening, and Corbin Russwin, Inc. makes no representations or warranties concerning what such impact may be in any specific situation. When retrofitting any portion of an existing fire-rated opening, or specifying and installing a new fire-rated opening, please consult with a code specialist or local code official (Authority Having Jurisdiction) to ensure compliance with all applicable codes and ratings.

**UL294 listing for SN200 Series available with B03, B04, or B0D reader modifier only. SN210 is always UL294 compliant except for MELR variant which is NOT compliant to UL294. See How to Order for more detail.



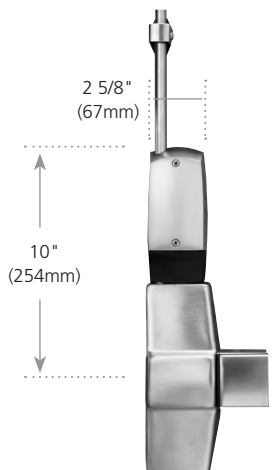
Escutcheons & Electrical Specifications

ED5000 SN Series Exit Device



Inside of Door

Rim/SecureBolt®, mortise and concealed vertical rod



Inside of Door

Surface vertical rod

Reader

- Operating temperature
-31°F (-35°C) to 150°F (66°C)
- LEDs indicate valid/invalid credential

Electrical Specifications:

- Reader draw = 200 mA peak, 75 mA average (reader requires 12VDC)
- Actuator draw = 15 mA continuous
Maximum (2) locks per 1 Amp power supply
(1/2 Amp peak current draw)

Inside Escutcheon

- Solid casting
- Operating temperature
-40°F (-40°C) to 135°F (57°C)

Sold through:



Authorized Channel Partner
ASSA ABLOY

Functions

ED5000 SN Series Exit Device

Series/Function	Type	Function Description
ED5200(A)N x 9610 x SN200 (Wiegand) SN210 (OSDP) x Fail Safe ED5200S(A)N x 9610 x SN200 (Wiegand) SN210 (OSDP) x Fail Safe	Rim SecureBolt® Entry	<ul style="list-style-type: none"> • Fail Safe - Power off, unlocks outside trim • Request to Exit switch indicates push rail movement • Door position switch included to allow for full monitoring • Latch retracted by inside push pad at all times • Outside lever locked (freewheeling) except when valid user credential presented • No Key Override
ED5200(A)N x 9603 x SN200 (Wiegand) SN210 (OSDP) x Fail Safe ED5200S(A)N x 9603 x SN200 (Wiegand) SN210 (OSDP) x Fail Safe	Rim SecureBolt Entry	<ul style="list-style-type: none"> • Fail Safe - Power off, unlocks outside trim • Request to Exit switch indicates push rail movement • Door position switch included to allow for full monitoring • Latch retracted by inside push pad at all times • Outside lever locked (freewheeling) except when valid user credential presented • Outside cylinder override allows lever to retract latch • With Key Override
ED5200(A)N x 9630 x SN200 (Wiegand) SN210 (OSDP) x Fail Secure ED5200S(A)N x 9630 x SN200 (Wiegand) SN210 (OSDP) x Fail Secure	Rim SecureBolt Entry	<ul style="list-style-type: none"> • Fail Secure - Power off, trim outside is locked • Request to Exit switch indicates push rail movement • Door position switch included to allow for full monitoring • Latch retracted by inside push pad at all times • Outside lever locked (freewheeling) except when valid user credential presented • No Key Override
ED5200(A)N x 9605 x SN200 (Wiegand) SN210 (OSDP) x Fail Secure ED5200S(A)N x 9605 x SN200 (Wiegand) SN210 (OSDP) x Fail Secure	Rim SecureBolt Entry	<ul style="list-style-type: none"> • Fail Secure - Power off, trim outside is locked • Request to Exit switch indicates push rail movement • Door position switch included to allow for full monitoring • Latch retracted by inside push pad at all times • Outside lever locked (freewheeling) except when valid user credential presented • Outside cylinder override allows lever to retract latch • With Key Override



Functions

ED5000 SN Series Exit Device

Series/Function	Type	Function Description
ED5400(A)N x 9S610 x SN200 (Wiegand) SN210 (OSDP) x Fail Safe ED5470(B)N x 9S610 x SN200 (Wiegand) SN210 (OSDP) x Fail Safe	SVR Entry	<ul style="list-style-type: none"> • Fail Safe - Power off, unlocks outside trim • Request to Exit switch indicates push rail movement • Door position switch included to allow for full monitoring • Latch retracted by inside push pad at all times • Outside lever locked (freewheeling) except when valid user credential presented • No Key Override
ED5400(A)N x 9S603 x SN200 (Wiegand) SN210 (OSDP) x Fail Safe ED5470(B)N x 9S603 x SN200 (Wiegand) SN210 (OSDP) x Fail Safe	SVR Entry	<ul style="list-style-type: none"> • Fail Safe - Power off, unlocks outside trim • Request to Exit switch indicates push rail movement • Door position switch included to allow for full monitoring • Latch retracted by inside push pad at all times • Outside lever locked (freewheeling) except when valid user credential presented • Outside cylinder override allows lever to retract latch • With Key Override
ED5400(A)N x 9S630 x SN200 (Wiegand) SN210 (OSDP) x Fail Secure ED5470(B)N x 9S630 x SN200 (Wiegand) SN210 (OSDP) x Fail Secure	SVR Entry	<ul style="list-style-type: none"> • Fail Secure - Power off, trim outside is locked • Request to Exit switch indicates push rail movement • Door position switch included to allow for full monitoring • Latch retracted by inside push pad at all times • Outside lever locked (freewheeling) except when valid user credential presented • No Key Override
ED5400(A)N x 9S605 x SN200 (Wiegand) SN210 (OSDP) x Fail Secure ED5470(B)N x 9S605 x SN200 (Wiegand) SN210 (OSDP) x Fail Secure	SVR Entry	<ul style="list-style-type: none"> • Fail Secure - Power off, trim outside is locked • Request to Exit switch indicates push rail movement • Door position switch included to allow for full monitoring • Latch retracted by inside push pad at all times • Outside lever locked (freewheeling) except when valid user credential presented • Outside cylinder override allows lever to retract latch • With Key Override

Sold through:



Authorized Channel Partner
ASSA ABLOY

Functions

ED5000 SN Series Exit Device

Series/Function	Type	Function Description
ED5600(A)LN x 9M610 x SN200 (Wiegand) SN210 (OSDP) x Fail Safe	Mortise Exit Entry	<ul style="list-style-type: none"> • Fail Safe - Power off, unlocks outside trim • Request to Exit switch indicates push rail movement • Door position switch included to allow for full monitoring • Latch retracted by inside push pad at all times • Outside lever locked (rigid) except when valid user credential presented • No Key Override
ED5600(A)LN x 9M603 x SN200 (Wiegand) SN210 (OSDP) x Fail Safe	Mortise Exit Entry	<ul style="list-style-type: none"> • Fail Safe - Power off, unlocks outside trim • Request to Exit switch indicates push rail movement • Door position switch included to allow for full monitoring • Latch retracted by inside push pad at all times • Outside lever locked (rigid) except when valid user credential presented • Outside cylinder override retracts latch • With Key Override
ED5600(A)LN x 9M630 x SN200 (Wiegand) SN210 (OSDP) x Fail Secure	Mortise Exit Entry	<ul style="list-style-type: none"> • Fail Secure - Power off, trim outside is locked • Request to Exit switch indicates push rail movement • Door position switch included to allow for full monitoring • Latch retracted by inside push pad at all times • Outside lever locked (rigid) except when valid user credential presented • No Key Override
ED5600(A)LN x 9M605 x SN200 (Wiegand) SN210 (OSDP) x Fail Secure	Mortise Exit Entry	<ul style="list-style-type: none"> • Fail Secure - Power off, trim outside is locked • Request to Exit switch indicates push rail movement • Door position switch included to allow for full monitoring • Latch retracted by inside push pad at all times • Outside lever locked (rigid) except when valid user credential presented • Outside cylinder override retracts latch • With Key Override

L = Outside trim x Lever



Functions

ED5000 SN Series Exit Device

Series/Function	Type	Function Description
ED5800(A)N x 9610 x SN200 (Wiegand) SN210 (OSDP) x Fail Safe ED5860(B)N x 9610 x SN200 (Wiegand) SN210 (OSDP) x Fail Safe No Key Override	CVR Entry	<ul style="list-style-type: none"> • Fail Safe - Power off, unlocks outside trim • Request to Exit switch indicates push rail movement • Door position switch included to allow for full monitoring • Latch retracted by inside push pad at all times • Outside lever locked (freewheeling) except when valid user credential presented
ED5800(A)N x 9603 x SN200 (Wiegand) SN210 (OSDP) x Fail Safe ED5860(B)N x 9603 x SN200 (Wiegand) SN210 (OSDP) x Fail Safe With Key Override	CVR Entry	<ul style="list-style-type: none"> • Fail Safe - Power off, unlocks outside trim • Request to Exit switch indicates push rail movement • Door position switch included to allow for full monitoring • Latch retracted by inside push pad at all times • Outside lever locked (freewheeling) except when valid user credential presented • Outside cylinder override allows lever to retract latch
ED5800(A)N x 9630 x SN200 (Wiegand) SN210 (OSDP) x Fail Secure ED5860(B)N x 9630 x SN200 (Wiegand) SN210 (OSDP) x Fail Secure No Key Override	CVR Entry	<ul style="list-style-type: none"> • Fail Secure - Power off, trim outside is locked • Request to Exit switch indicates push rail movement • Door position switch included to allow for full monitoring • Latch retracted by inside push pad at all times • Outside lever locked (freewheeling) except when valid user credential presented
ED5800(A)N x 9605 x SN200 (Wiegand) SN210 (OSDP) x Fail Secure ED5860(B)N x 9605 x SN200 (Wiegand) SN210 (OSDP) x Fail Secure With Key Override	CVR Entry	<ul style="list-style-type: none"> • Fail Secure - Power off, trim outside is locked • Request to Exit switch indicates push rail movement • Door position switch included to allow for full monitoring • Latch retracted by inside push pad at all times • Outside lever locked (freewheeling) except when valid user credential presented • Outside cylinder override allows lever to retract latch

L = Outside trim x Lever

Sold through:



Authorized Channel Partner
ASSA ABLOY

MELR Features

ED5000 SN Series Exit Device

Electric Latch Retraction - MELR

The Motorized Electric Latch Retraction (MELR) exit device provides remote-controlled latch retraction that delivers quiet, smooth operation for convenient, hassle-free egress. Easily installed in new applications and available as retrofit rail kit assemblies for field updates, the MELR features maintenance-free design with few moving parts using 86% less power consumption during retraction than solenoid devices. Plus, MELR is powered by a standard power supply, simplifying installation and increasing system design flexibility.

Application

SecureBolt® Exit Devices
Rim Exit Devices
Surface Vertical Rod Exit Devices
Concealed Vertical Rod Exit Devices
Mortise Exit Devices

Listings*

UL listed for both Panic and Fire Exit Hardware. Windstorm rated with M107 option.

Bar Length/Door Width

Easily field cut to size.

Standard: 36" (914mm) bar fits 34" - 36" (762mm-914mm) door.

Optional: 48" (1219mm) bar fits 36"-48" (914mm-1219mm) door; specify W048.

Electrical Specifications

24VDC (BPS-24-1) regulated/filtered power supply. Requires 1A per device

Motor Driven Latch Retraction

.65A amp max during retraction .2 amp holding-continuous duty

Device bolts remain retracted for as long as the device is energized. Removal of power returns the device to the life safety, self-latching mechanical mode.

Interface with central or local fire alarm system, automatic door operators, access control systems, security alarm systems, and blow open door systems.

Amount of rail retraction is automatically controlled by controller PC board; system actively monitors position and speed and adjusts itself.

Timer

Digital retraction timer (0-20 seconds) or set to power mode for access control systems.

Hinges

Standard electric hinge. No special power transfer required.

Note: This feature is not available with Electric Dogging (M97) or delayed egress (D) on the same device

Warranty

5 years

How to Order

Specify Quick Code MELR.



*MELR variant is NOT compliant to UL294.



Rim Functions

ED5000 SN Series Exit Device

Pull and Thumbpiece Trim

Rim/SecureBolt ED5200(A)N/ED5200S(A)N

Type	ANSI No.	Function Description
Exit Only	01	Exit only; no trim.
Dummy	02	Entrance by trim when actuating bar is dogged down.
Nightlatch	03	Entrance by trim when latchbolt is retracted by key.
Classroom*	08	Entrance by thumbpiece. Key locks or unlocks thumbpiece.
Storeroom (Thumbpiece Active)	06	Entrance by thumbpiece only when released by key. Key removable only when locked.

*Classroom function trims can be converted to Storeroom function by a simple field adjustment.

Lever Trim

Rim/SecureBolt ED5200(A)N/ED5200S(A)N

Type	ANSI No.	Function Description
Exit Only	01	Exit only; no trim.
Dummy	02	Entrance by trim when actuating bar is dogged down.
Nightlatch	03	Entrance by trim when latchbolt is retracted by key.
Classroom*	08	Entrance by lever. Key locks or unlocks lever.
Storeroom (Grip Active)	09	Entrance by lever only when released by key. Key removable only when locked.

*Classroom function trims can be converted to Storeroom function by a simple field adjustment.

Sold through:



Authorized Channel Partner
ASSA ABLOY

Vertical Rod Functions

ED5000 SN Series Exit Device

Pull and Thumbpiece Trim

SVR & CVR (I.E. Surface Vertical Rod ED5400(A)N/ED5470(B)N)

Type	ANSI No.	Function Description
Exit Only	01	Exit only; no trim.
Dummy	02	Entrance by trim when actuating bar is dogged down.
Nightlatch	03	Entrance by trim when latchbolt is retracted by key.
Classroom*	08	Entrance by thumbpiece. Key locks or unlocks thumbpiece.
Storeroom (Thumbpiece Active)	06	Entrance by thumbpiece only when released by key. Key removable only when locked.

*Classroom function trims can be converted to Storeroom function by a simple field adjustment.

Lever Trim

SVR & CVR (I.E. Surface Vertical Rod ED5400(A)N/ED5470(B)N)

Type	ANSI No.	Function Description
Exit Only	01	Exit only; no trim.
Dummy	02	Entrance by trim when actuating bar is dogged down.
Nightlatch	03	Entrance by trim when latchbolt is retracted by key.
Classroom*	08	Entrance by lever. Key locks or unlocks lever.
Storeroom (Grip Active)	09	Entrance by lever only when released by key. Key removable only when locked.

*Classroom function trims can be converted to Storeroom function by a simple field adjustment.



Mortise Functions

ED5000 SN Series Exit Device

Exit Only, Pull and Thumbpiece Trim

Mortise	Type	ANSI No.	Function Description
ED5600L ED5600AL	Exit Only	01	Exit only; no trim.
ED5600T ED5600AT	Classroom	05	Entrance by thumbpiece. Key locks or unlocks thumbpiece. Specify Thumbpiece - ED5600T or ED5600AT.
ED5657T ED5657AT	Dummy	02	Entrance by trim when actuating bar is dogged down. Specify ED5657T or ED5657AT.
	Nightlatch	03	Entrance by trim when latchbolt is retracted by key. Key removable only when locked. Specify ED5657T or ED5657AT.

Lever Trim

Mortise	Type	ANSI No.	Function Description
ED5600L ED5600AL	Classroom*	08	Entrance by lever. Key locks or unlocks lever.
ED5657L ED5657AL	Dummy	02	Entrance by trim when actuating bar is dogged down.
	Nightlatch*	03	Entrance by trim when latchbolt is retracted by key. Key removable only when locked. Specify ED5657L, ED5657AL.

*Classroom and Nightlatch function trims are the same. Trim function must be specified when ordered with an exit to ensure that the correct lock body is supplied with the device.

Sold through:



Authorized Channel Partner
ASSA ABLOY

Electrified Exit Devices

ED5000 SN Series Exit Device

Featuring EcoFlex® Technology*



- Reduces energy consumption up to 89%, as certified by GreenCircle
 - Lower operating costs
 - Assists with load reduction in optimizing energy performance credit in LEED
 - Reduces number of power supplies required
- Available with either keypad or non-keypad reader
- Field configurable to fail-safe or fail-secure
- Lock operates from 12-24VDC, offering greater flexibility in system design
- Innovative actuator design provides superior reliability
 - Higher performance and reduced maintenance
 - Ability to have longer cable runs without negatively impacting lock function
 - Reduces risk of voltage drops and eliminates inductive kickback
 - Lower total cost of ownership

*Patent pending and/or patent
www.assaabloydss.com/patents

Electrically Controlled Heavy-Duty Trim

Electrically controlled trim provides electric locking and unlocking of the 900 Series heavy-duty lever trim. It easily retrofits into existing applications and is ideal for door control.

Advantages

- Available in Fail Safe or Fail Secure operation
- 24VAC/VDC
- Internal rectifier accepts AC or DC voltage
- Free Wheeling lever when locked
- Key override (specify cylinder)
- Plug connector with 4' wire lead (Exit device can be used as the wire raceway)

Applications

- ED5200(A)N Rim
- ED5200S(A)N SecureBolt®
- ED5400(A)N Surface Vertical Rod
- ED5470(B)N Surface Vertical Rod
- ED5800(A)N CVR
- ED5860(B)N CVR

Trim

Utilizes all 900 series trim lever designs including the Muséo® and Vineyard™ Collections

Electrical Specifications

Solenoid: 330 mA @ 24 volts continuous duty

Security Monitor Switch (M98): 4 AMP @ 250VAC

Door Thickness

- 1-3/4" (44mm) standard.
- Optional: 2" (51mm); specify D200.
- Optional: 2-1/4" (57mm); specify D214.

Options

- M98 – Security Monitor. A SPDT switch that monitors the position of the solenoid (lock and unlock status).
- M99 – Trim gasket for exterior applications.

Cylinder

Cylinder not included unless specified. See Quick Codes, page 65.



Electrically Controlled Heavy-Duty Trim

Functions

Fail Safe

The x9903 trim is locked when power is on and unlocked when power is off.

	Function Description
x9903 (Fail Safe)	<ul style="list-style-type: none"> • Lever is locked when power is on (Free Wheeling) • Power off allows entry from trim • Inside device is always active for egress • Mechanical key override (09 Function – Key allows lever to retract latch bolt. Key can only be removed in locked position.)

Fail Secure

The x9905 trim is locked when power is off and unlocked when power is on.

	Function Description
x9905 (Fail Secure)	<ul style="list-style-type: none"> • Lever is locked when power is off (Free Wheeling) • Power on allows lever activation for entry • Inside device is always active for egress • Mechanical key override (09 Function – Key allows lever to retract latch bolt. Key can only be removed in locked position.)

x = Lever trim design - Standard, Vineyard™ and Muséo®



Trim Options

ED5000 SN Series Exit Device

Standard

	ED5400 x 956xx	ED5800 x 96xx	ED5200 x 96xx	ED56xx x 9M6xx								
Armstrong	A956xx	A96xx	A96xx	A9M6xx					Armstrong	Citation	Dirke	Essex ¹
Newport	N956xx	N96xx	N96xx	N9M6xx					Lustra ¹	Newport ¹	Princeton ¹	Regis
Princeton	PR956xx	PR96xx	PR96xx	PR9M6xx								
Citation	C956xx	C96xx	C96xx	C9M6xx								
Dirke	D956xx	D96xx	D96xx	D9M6xx								
Essex	E956xx	E96xx	E96xx	E9M6xx								
Lustra	L956xx	L96xx	L96xx	L9M6xx								
Regis	R956xx	R96xx	R96xx	R9M6xx								
Vineyard™												
Frascati	FR956xx	FR96xx	FR96xx	FR9M6xx					Frascati	Merlot	Tuscany	Zinfandel
Merlot	M956xx	M96xx	M96xx	M9M6xx								
Tuscany	TS956xx	TS96xx	TS96xx	TS9M6xx								
Zinfandel	Z956xx	Z96xx	Z96xx	Z9M6xx								

1. Complies with codes requiring lever to return to within 1/2" (13mm) of door face.

Sold through:

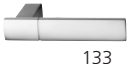
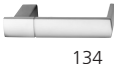














































Authorized Channel Partner
ASSA ABLOY

Trim Options

ED5000 SN Series Exit Device

Muséo®

		ED5400 x 956xx	ED5800 x 96xx	ED5200 x 96xx	ED56xx x 9M6xx				
Joseph	133	1339S6xx	13396xx	13396xx	1339M6xx				
	134	1349S6xx	13496xx	13496xx	1349M6xx				
	135	1359S6xx	13596xx	13596xx	1359M6xx				
	136	1369S6xx	13696xx	13696xx	1369M6xx				
	137	1379S6xx	13796xx	13796xx	1379M6xx				
	138	1389S6xx	13896xx	13896xx	1389M6xx				
Georges	139	1399S6xx	13996xx	13996xx	1399M6xx				
	140	1409S6xx	14096xx	14096xx	1409M6xx				
	141	1419S6xx	14196xx	14196xx	1419M6xx				
	143	1439S6xx	14396xx	14396xx	1439M6xx				
Georgia	102	1029S6xx	10296xx	10296xx	1029M6xx				
	103	1039S6xx	10396xx	10396xx	1039M6xx				
	104	1049S6xx	10496xx	10496xx	1049M6xx				
	124	1249S6xx	12496xx	12496xx	1249M6xx				
	125	1259S6xx	12596xx	12596xx	1259M6xx				
Salvador	106	1069S6xx	10696xx	10696xx	1069M6xx				
	107	1079S6xx	10796xx	10796xx	1079M6xx				
	108	1089S6xx	10896xx	10896xx	1089M6xx				
	109	1099S6xx	10996xx	10996xx	1099M6xx				
	110	1109S6xx	11096xx	11096xx	1109M6xx				
	123	1239S6xx	12396xx	12396xx	1239M6xx				
	128	1289S6xx	12896xx	12896xx	1289M6xx				
	129	1299S6xx	12996xx	12996xx	1299M6xx				
Marc	111	1119S6xx	11196xx	11196xx	1119M6xx				
	112	1129S6xx	11296xx	11296xx	1129M6xx				
	114	1149S6xx	11496xx	11496xx	1149M6xx				
	115	1159S6xx	11596xx	11596xx	1159M6xx				
	116	1169S6xx	11696xx	11696xx	1169M6xx				
	131	1319S6xx	13196xx	13196xx	1319M6xx				
	151	1519S6xx	15196xx	15196xx	1519M6xx				
Jackson	105	1059S6xx	10596xx	10596xx	1059M6xx				
	117	1179S6xx	11796xx	11796xx	1179M6xx				
	119	1199S6xx	11996xx	11996xx	1199M6xx				
	121	1219S6xx	12196xx	12196xx	1219M6xx				
	122	1229S6xx	12296xx	12296xx	1229M6xx				
	126	1269S6xx	12696xx	12696xx	1269M6xx				
Piet	21G	21G9S6xx	21G96xx	21G96xx	21G9M6xx				
	21L	21L9S6xx	21L96xx	21L96xx	21L9M6xx				
	21M	21M9S6xx	21M96xx	21M96xx	21M9M6xx				
	21S	21S9S6xx	21S96xx	21S96xx	21S9M6xx				
	23M	23M9S6xx	23M96xx	23M96xx	23M9M6xx				
	25M	25M9S6xx	25M96xx	25M96xx	25M9M6xx				
	27M	27M9S6xx	27M96xx	27M96xx	27M9M6xx				

1. Complies with codes requiring lever to return to within 1/2" (13mm) of door face.
2. Not available in 32D or 32 finish



Trim Options

ED5000 SN Series Exit Device



**Grooved Insert
21G**



**Leather Insert
21L**



**Polished with
Satin Insert
21M**



**Santoprene™
Insert
21S**



**With Raised Band
23M**



**Plain
25M**



**Plain with Two
Grooves
27M**

Piet Finish Codes

Finish	Piet Code*	Description
630	30	Satin Stainless Steel
629	29	Bright Stainless Steel
613E	3E	Dark Oxidized Satin Bronze, Equivalent
BSP	BS	Black Suede Powder Coat
WSP	WS	White Suede Powder Coat
N/A	BK	Black (Santoprene™ or leather insert)
N/A	BN	Brown (leather insert)
N/A	00	No Insert

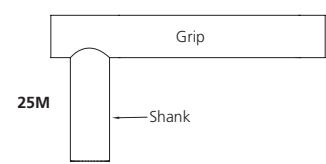
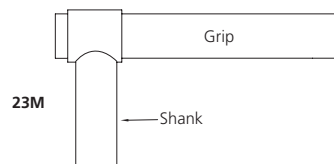
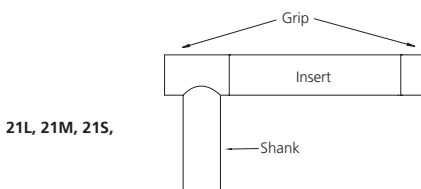
*Code used to specify Piet Collection finishes only. Use available finishes list to specify desired finish when ordering.

Piet Lever Descriptions & Available Finishes

Lever Designation	Lever Description	Available Finishes (as ordered)
21G	Grooved Insert	303030, 292929, 293029, 302930, 3E003E, BS00BS OR WS00WS
21L	Leather Insert	30BK30, 30BN30, 29BK29, 29BN29, 3EBK3E, BSBKBS, WSBKWS, 3EBN3E, BSNBNS OR WSNBWS
21M	Metallic Insert	293029**
21S	Santoprene Insert	30BK30, 29BK29, 3E003E, BS00BS or WS00WS
23M	Raised Band	290030, 290029, 300030, 300029, 3E003E, BS00BS OR WS00WS
25M	Plain	290029, 300030, 3E003E, BS00BS or WS00WS
27M	Two Grooves	290029, 300030, 3E003E, BS00BS or WS00WS

**Two-tone finish - grip of lever is 630, balance of lever is 629. Rose/escutcheon and lock finish will be 629.

How to Order the Muséo® Piet Lever Collection



Sold through:



Authorized Channel Partner
ASSA ABLOY


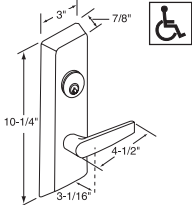

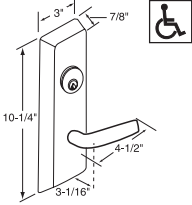

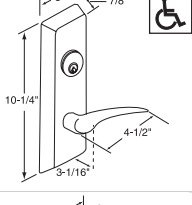

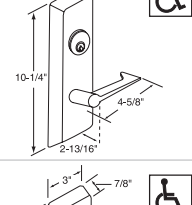

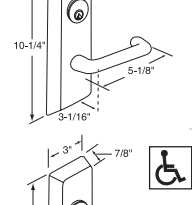
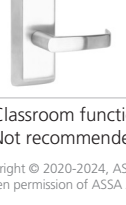
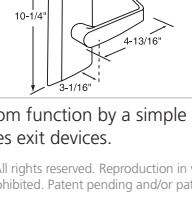
Trim Options

ED5000 SN Series Exit Device

Rim, SecureBolt®, Vertical Rod

Features:

- Free Wheeling vandal-resistant design
- Beveled edges
- Through-bolted to exit device
- Flush cylinder with 6-pin cylinder applications
- 5-year limited warranty



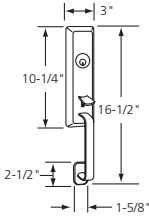


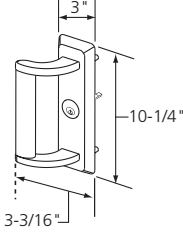



Pull Trim Design			Trim/Function				
			Passage ANSI No. 14	Dummy ANSI No. 02	Classroom ANSI No. 08	Nightlatch ANSI No. 03	Storeroom ANSI No. 09
	Armstrong A9 Lever: Cast Escutcheon: Forged Cylinder: Rim		A910ET	A950ET	A955ET1	A957ET2	A959ET ¹
	Citation C9 Lever: Cast Escutcheon: Forged Cylinder: Rim		C910ET	C950ET	C955ET1	C957ET2	C959ET ¹
	Dirke D9 Lever: Cast Escutcheon: Forged Cylinder: Rim Handed: Specify RHR or LHR		D910ET	D950ET	D955ET1	D957ET2	D959ET ¹
	Essex E9 Lever: Cast Escutcheon: Forged Cylinder: Rim		E910ET	E950ET	E955ET1	E957ET2	E959ET ¹
	Lustra L9 Lever: Cast Escutcheon: Forged Cylinder: Rim		L910ET	L950ET	L955ET1	L957ET2	L959ET ¹
	Newport N9 Lever: Cast Escutcheon: Forged Cylinder: Rim		N910ET	N950ET	N955ET1	N957ET2	N959ET ¹

1. Classroom function trims can be converted to Storeroom function by a simple field adjustment.
2. Not recommended for use on ED5400 or ED5800 series exit devices.



Trim Options

ED5000 SN Series Exit Device

Pull Trim Design			Trim/Function
			Nightlatch ANSI No. 03
	<p>TH900 Trim</p> <p>Pull: Extruded Escutcheon: Forged Cylinder: Rim Projection: 2-11/16"</p> 		TH957ET ²
	<p>Offset Pull P9</p> <p>Pull: Extruded Escutcheon: Forged Cylinder: Rim Handed. Specify RHR or LHR</p> 		P957ET ²
	<p>Key Only K1²</p> <p>Note: Available with cylinder option only. Ex: K157 x 6P.</p> 		K157ET ^{2,3}

1. Classroom function trims can be converted to Storeroom function by a simple field adjustment.
2. Not recommended for use on ED5400 or ED5800 series exit devices.
3. Not available in 625 or 626 finish. Supplied in 629 or 630 respectively.

Sold through:



Authorized Channel Partner
ASSA ABLOY

How to Order

ED5000 SN Series Exit Device

Trim Only

Quantity	Trim/ Function	Lever Finish	Lock Finish*	Hand	Required Options			Other Options
					Technology Code**	Reader Code	Reader Modifier	Cylinder, Door Thickness
8	21M9603	293029	629	RHR	SN200	BIPS	BOE	—

- › Muséo® Piet Lever 21M - Polished with Satin Insert x Fail Safe x Cylinder x 24 volts
- › 293029 Lever Finish
Polished with satin stainless steel insert (630), polished stainless steel (629) shank and polished stainless steel (629) grip
- › 629 Lock Finish
- › Right hand reverse
- › Signo Technology BLE Ready reader, black, Wiegand

Exit Device with Trim

Quantity	Exit Device	Trim/ Function	Lever Finish	Lock Finish*	Hand	Technology Code**	Required Options		Other Options			
							Reader Code	Reader Modifier	Cylinder Option	Door Thickness	Optional Strike	Door Width
2	ED5600LN	21G9M603	292929	629	LHR	SN210	BIKPS	BOE	6P	D200	SB214	W048

Inside:

- › Polished stainless steel finish
- › 48" wide door

Outside:

- › Key Override
- › Left hand reverse
- › Signo Technology BLE Ready reader, black with Keypad, OSDP
- › 6 pin cylinder
- › 2-1/4" thick door

*Escutcheons (lock finish) are plated to match polished stainless steel (629) and satin stainless steel (630) finishes.

**SN210 BIS, BIKS, BIPS and BKIPS only available with BOE reader modifier; SN210 FIPS and FKPS only available with B03 or B0D reader modifier.



How to Order

ED5000 SN Series Exit Device

Ordering Examples

Exit Device Only

Quantity	Trim/ Function	Technology Code	Finish	Hand
12	ED5200N	SN200	626	RHR

- › Rim exit device for use with SN200/SN210 trim
- › Satin chrome finish
- › Right hand reverse
- › Standard length: 36"

Trim Only

Quantity	Trim/ Function	Finish	Hand	Technology Code*	Required Options		
					Reader Code	Reader Modifier	Voltage
24	N9610	625	RHR	SN200	BIPS	BOE	24AD

- › Newport Lever x Fail Safe x No Cylinder x 24 volts
- › Bright chrome finish
- › Right hand reverse
- › Signo Technology BLE Ready reader, black, Wiegand

Exit Device with Trim

Quantity	Exit Device	Trim/ Function	Finish	Hand	Technology Code*	Required Options			Other Options			
						Reader Code	Reader Modifier	Voltage	Cylinder Option	Door Thickness	Optional Strike	Door Width
65	ED5600ALN	FR9M603	605	LHR	SN210	BIKPS	BOE	24AD	6P	D214	SB214	W048

Inside:

- › Exit Device for use with Mortise x Lever
- › 3-Hr Fire
- › Polished brass finish
- › 48" wide door

Outside:

- › Vineyard™ (Frascati) Lever x Fail Safe trim
- › Key Override
- › Polished brass hardware finish
- › Left hand reverse
- › Signo Technology BLE Ready reader, black with Keypad, OSDP
- › 6 pin cylinder
- › 2-1/4" thick door

MELR Exit Device

Quantity	Exit Device	Trim/ Function	Finish	Hand	Technology Code*	Required Options			Other Options				
						Reader Code	Reader Modifier	Voltage	Cylinder Option	Door Thickness	Optional Strike	Door Width	Function
65	ED5600ALN	FR9M603	605	LHR	SN200	BIPS	BOE	24AD	6P	D214	SB214	W048	MELR

Contract/Detailed Order - Rim Exit Device with Trim

Quantity	Keypad	Exit Device	Trim/Function	Finish	Hand	Technology Code*	Required Options			Other Options	
							Reader Code	Reader Modifier	Voltage	Door Width	Cylinder Option
36	AA1	ED5200N	1149605	626	LHR	SN210	BIKPS	BOE	24AD	W048	7P

Inside:

- › Rim Exit Device
- › Satin chrome
- › 48" wide door

*SN210 BIS, BIKS, BIPS and BKIPS only available with BOE reader modifier; SN210 FIPS and FKPS only available with BO3 or BOD reader modifier.

Outside:

- › Muséo® - 114 Lever x Fail Secure trim
- › Key Override
- › Satin chrome hardware finish
- › Left hand reverse
- › Signo Technology BLE Ready reader, black with Keypad, OSDP
- › 7 pin cylinder

Sold through:



Authorized Channel Partner
ASSA ABLOY

Ordering/Quick Codes

ED5000 x SN Series Exit Device

Exit Devices

Exit Device	Function	Trim			Finish	Hand	
ED5200(A)N ED5200S(A)N	9610 x	Standard	Muséo®:		Vineyard™	605	RHR
	SN200 (Wiegand)	A			FR	606	LHR
	SN210 (OSDP)	N	102	122	M	611	
	9603 x	PR	103	123	TS	612	
	SN200 (Wiegand)	C	104	124	Z	613	
	SN210 (OSDP)	D	105	125		618	
	9630 x	E	106	126		619	
	SN200 (Wiegand)	L	107	128		625	
	SN210 (OSDP)	R	108	131		626	
	6905 x		109	132		626C	
	SN200 (Wiegand)		110	151		629	
	SN210 (OSDP)		111	152		630	
	95610 x		112	21L*		630C	
	SN200 (Wiegand)		114	21M*		722	
SN210 (OSDP)		115	21S*				
95603 x		116	23M*				
SN200 (Wiegand)		117	25M*				
SN210 (OSDP)		119					
95630 x		121					
SN200 (Wiegand)							
SN210 (OSDP)							
95605 x							
SN200 (Wiegand)							
SN210 (OSDP)							
ED5600(A)LN	9M610 x						
	SN200 (Wiegand)						
	SN210 (OSDP)						
	9M603 x						
	SN200 (Wiegand)						
	SN210 (OSDP)						
	9M630 x						
	SN200 (Wiegand)						
SN210 (OSDP)							
9M605 x							
SN200 (Wiegand)							
SN210 (OSDP)							
ED5800(B)N ED5860(A)N	9610 x						
	SN200 (Wiegand)						
	SN210 (OSDP)						
	9603 x						
	SN200 (Wiegand)						
	SN210 (OSDP)						
	9630 x						
	SN200 (Wiegand)						
SN210 (OSDP)							
9605 x							
SN200 (Wiegand)							
SN210 (OSDP)							

Finish

Description	Specify
Polished Brass, Clear Coated	605
Satin Brass, Clear Coated	606
Polished Bronze, Clear Coated	611
Satin Bronze, Clear Coated	612
Dark Oxidized Satin Bronze, Oil Rubbed	613
Dark Oxidized Satin Bronze - Equivalent	613E
Dark Oxidized Satin Bronze, Clear Coated	613L
Polished Nickel	618
Satin Nickel	619
Polished Chrome	625
Bright Stainless Steel	629 ¹
Satin Stainless Steel	630 ¹
Satin Stainless Steel with MicroShield®	630C
Black Oxidized Bronze, Oil Rubbed	722
Black Suede Powder Coat	BSP
White Suede Powder Coat	WSP

1 Escutcheon finished to match 629, 630 finish

ED5000N x SN Series

	Inside Push Pad	Outside Reader Trim
R/S	ED5200N	9600
Mortise	ED5600N	9M600
CVR	ED5800N	9600
SVR	ED5400N	9S600

*See page 36 for trim and finish options for the Muséo® Piet Lever Collection.

For lever and trim options see pages 35-38



Ordering/Quick Codes

ED5000 SN Series Exit Device

Reader Code

Description	Specify
HID Mobile Access®/ Bluetooth Smart High Frequency credentials ONLY supported	BIS
HID Mobile Access®/ Bluetooth Smart; High Frequency credentials ONLY supported with Keypad	BIKS
HID Mobile Access®/ Bluetooth Smart; High and Low frequency credentials supported	BIPS
HID Mobile Access®/ Bluetooth Smart; High and Low frequency credentials supported with Keypad	BIKPS
PIV Compatible	FIPS**
PIV Compatible with Keypad	FIKPS**

**Please contact your local Door Security Solutions sales representative for FIPS and FIKPS availability.

Reader Modifier

Description	Specify
UL294 Compliant, tamper wire connected BIS/BIKS/ BIPS/BIKPS/FIPS/FIKPS: 200- bit output (FIPS/FIKPS)	B03
Non-UL294 Compliant, green LED wire connected BIS, BIKS, BIPS, BIKPS only	B0E
UL294 Compliant, tamper wire connected FIPS/FIKPS: 75-bit output	B04
UL294 Compliant, tamper wire connected FIPS/FIKPS: 128-bit output	B0D
Non-UL294 Compliant, green LED wire connected FIPS/FIKPS: 200-bit output	B0F
Non-UL294 Compliant, green LED wire connected FIPS/FIKPS: 75-bit output	B0G
Non-UL294 Compliant, green LED wire connected FIPS/FIKPS: 128-bit output	B0H

Sold through:



Authorized Channel Partner
ASSA ABLOY

Features

PED5000 SN Series Exit Device

The ANSI/BHMA Grade 1 Corbin Russwin PED5000 Series exit devices seamlessly integrate into an existing compatible access control system. A wide range of monitoring capabilities, including standard Request to Exit (rail monitoring), achieve a high level of security.

The SN Series exit device product selection is Corbin Russwin's most extensive exit device access control offering. Rim devices, mortise lock exits, concealed vertical rod devices, as well as surface mounted vertical rods (SVR) exit devices, are all available.

The Motorised Electric Latch Retraction (MELR) variant provides remote-controlled latch retraction that delivers quiet, smooth operation for convenient, hassle-free egress.

Featuring clean, crisp design, the SN Series exit devices are available with a variety of lever designs, and hardware finishes.

The SN200 Series Exit Device product is available with two options for UL294 compliance and reader LED indicator configuration:

1. Bluetooth Smart, UL294 Compliant, tamper wire connected:
 - LED displays red in locked and unlocked state
 - Listed to UL294 (Access Control System Units)
2. Bluetooth Smart, Non-UL294 Compliant, green LED wire connected:
 - LED displays red in locked state and green in unlocked state
 - Provides easy visual identification of lock status
 - Product is NOT compliant to UL294 (Access Control System Units)

*UL294 listing for SN200 Series available with B03, B04, or B0D reader modifier only. SN210 is always UL294 compliant except for MELR variant which is NOT compliant to UL294. See How to Order for more detail.





Features

PED5000 SN Series Exit Devices

Featuring EcoFlex® Technology



- Reduces energy consumption
 - Lower operating costs
 - Assists with load reduction in optimizing energy performance credit in LEED
 - Reduces number of power supplies required
- Available with either keypad or non-keypad reader
- Field configurable to fail-safe or fail-secure
- Lock operates from 12-24VDC, offering greater flexibility in system design
- Innovative actuator design provides superior reliability
 - Higher performance and reduced maintenance
 - Ability to have longer cable runs without negatively impacting lock function
 - Reduces risk of voltage drops and eliminates inductive kickback
 - Lower total cost of ownership

Monitoring Features

Request to exit
External door position switch included to allow for full monitoring

Handing

Rim Device is non-handed.

Mortise, surface vertical rod and concealed vertical rod devices are handed.

Lever trim is handed.

Bar Length

Easily field cut to size
W032: 24" to 32" (61 cm to 81 cm)
W036: 32.5" to 36" (84 cm to 91 cm)
W042: 36.5" to 42" (94 cm to 107 cm)
W048: 42.5" to 48" (110 cm to 122 cm)

Note: Must specify rail length on order string to receive factory cut rail. (ex: W026 - 26" wide door) Available in 1/8" increments.

Door Thickness

1-3/4" (44mm) standard
Optional: 2" (51mm); specify D200
Optional: 2-1/4" (57mm); specify D214

Stile

Minimum width 4-1/2" (114mm)

Lever Trim

Free floating, to fit doors 1-3/4" (44mm) to 2-1/4" (7mm)

Projection

3-1/10" (79mm) active,
2-9/50" (55mm) depressed

Fasteners

Standard on panic devices: machine screws and wood door fasteners

Standard on fire-rated devices: Thrubolts

Optional on panic devices: Thrubolts for use on wood, composite or unreinforced metal doors; specify M54

Strike

Refer to the PED5000 Catalog for strike options

Functions and Trims

Through-bolted lever trim available with wide range of functions; see Trim, page 37

Key Override

Outside cylinder override allows lever to retract latch

Keying Features Available

Master Keying
Construction master keying
Visual key control
Concealed key control
Interchangeable core ((LFIC or SFIC))

See Quick Codes Page 65 for cylinder options

Keys

Two nickel silver standard

Warranty

10-year mechanical warranty
2-year electrical warranty

Certification/Compliance

ANSI/BHMA

Meets A156.3, Type 1, Grade 1.

Meets A117.1 Accessibility Code.

Listed to UL 294 (Access Control System Units)**

C-UL US

All devices listed for safety as panic hardware; devices comply with UL 305 standards for panic hardware. Three-hour fire-rated devices listed as fire exit hardware for A label and lesser class 4' x 8' single or 8' x 8' double doors; UL symbol on active case cover indicates listing.

California State Reference Code

This product has been approved by the California State Fire Marshal pursuant to section 13144.1 of the California Health and Safety Code.

NFPA

All exit devices comply with NFPA 101 Life Safety Code. All fire-rated devices comply with NFPA 80 Fire Doors and Windows.*

ADA

Exit devices, lever trims and pulls comply with Americans with Disabilities Act.

*Any retrofit or other field modification to a fire rated opening can potentially impact the fire rating of the opening, and Corbin Russwin, Inc. makes no representations or warranties concerning what such impact may be in any specific situation. When retrofitting any portion of an existing fire-rated opening, or specifying and installing a new fire-rated opening, please consult with a code specialist or local code official (Authority Having Jurisdiction) to ensure compliance with all applicable codes and ratings.

**UL294 listing for SN200 Series available with B03, B04, or B0D reader modifier only. SN210 is always UL294 compliant except for MELR variant which is NOT compliant to UL294. See How to Order for more detail.

Sold through:

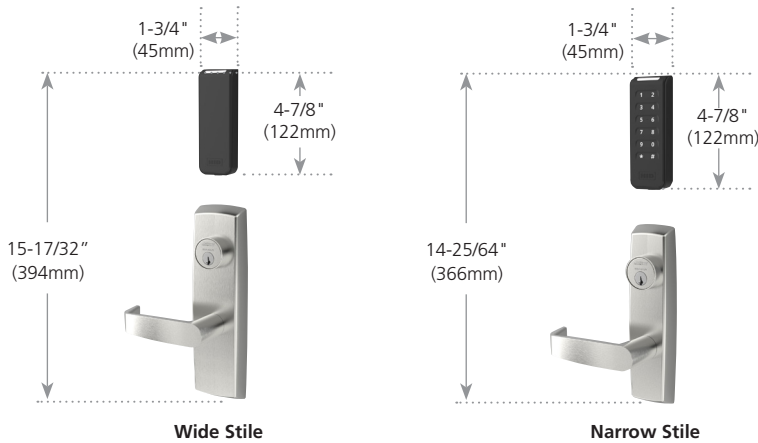


Authorized Channel Partner
ASSA ABLOY

Reader Measurements & Electrical Specifications

PED5000 SN Series Exit Device

Outside of Door



Reader

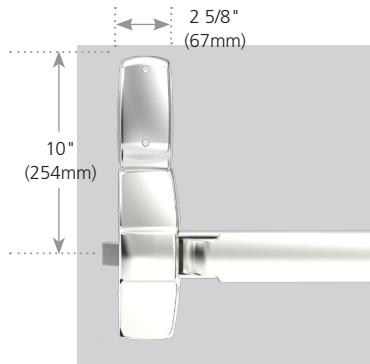
- Operating temperature
-31°F (-35°C) to 150°F (66°C)
- LEDs indicate valid/invalid credential

Electrical Specifications:

- Reader draw = 200 mA peak, 75 mA average (reader requires 12VDC)
- Actuator draw = 15 mA continuous
Maximum (2) locks per 1 Amp power supply
(1/2 Amp peak current draw)

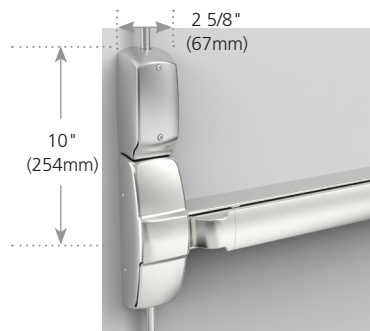
Inside of Door

Rim, mortise and concealed vertical rod



Inside of Door

Surface vertical rod





Rim Functions

PED5000 SN Series Exit Device

Configuration	Function	Type	Function Description	Trim
SN200 (Wiegand) SN210 (OSDP)	PED52603 (A)	Rim Entry	<ul style="list-style-type: none"> • Fail Safe - Power off, unlocks outside trim • Request to Exit switch indicates push rail movement • Door position switch included to allow for full monitoring • Latch retracted by inside push pad at all times • Outside lever locked (rigid) except when valid user credential presented • Outside cylinder override allows lever to retract latch • With Key Override 	8603PT/9603PT
SN200 (Wiegand) SN210 (OSDP)	PED52610 (A)	Rim Entry	<ul style="list-style-type: none"> • Fail Safe - Power off, unlocks outside trim • Request to Exit switch indicates push rail movement • Door position switch included to allow for full monitoring • Latch retracted by inside push pad at all times • Outside lever locked (rigid) except when valid user credential presented • No Key Override 	8610PT/9610PT
SN200 (Wiegand) SN210 (OSDP)	PED52605 (A)	Rim Entry	<ul style="list-style-type: none"> • Fail Secure - Power off, trim outside is locked • Request to Exit switch indicates push rail movement • Door position switch included to allow for full monitoring • Latch retracted by inside push pad at all times • Outside lever locked (rigid) except when valid user credential presented • Outside cylinder override allows lever to retract latch • With Key Override 	8605PT/9605PT
SN200 (Wiegand) SN210 (OSDP)	PED52630 (A)	Rim Entry	<ul style="list-style-type: none"> • Fail Secure - Power off, trim outside is locked • Request to Exit switch indicates push rail movement • Door position switch included to allow for full monitoring • Latch retracted by inside push pad at all times • Outside lever locked (rigid) except when valid user credential presented • No Key Override 	8630PT/9630PT

Sold through:



Authorized Channel Partner
ASSA ABLOY

Vertical Rod Functions

PED5000 SN Series Exit Device

Configuration	Function	Type	Auxiliary Control	Function Description	Trim
SN200 (Wiegand) SN210 (OSDP)	PED54610 (A)	SVR Entry	N/A	<ul style="list-style-type: none"> • Fail Safe - Power off, unlocks outside trim • Request to Exit switch indicates push rail movement • Door position switch included to allow for full monitoring • Latch retracted by inside push pad at all times • Outside lever locked (rigid) except when valid user credential presented • No Key Override* 	8M610PT/9M610PT
SN200 (Wiegand) SN210 (OSDP)	PED54630 (A)	SVR Entry	N/A	<ul style="list-style-type: none"> • Fail Secure - Power off, trim outside is locked • Request to Exit switch indicates push rail movement • Door position switch included to allow for full monitoring • Latch retracted by inside push pad at all times • Outside lever locked (rigid) except when valid user credential presented • No Key Override* 	8M630PT/9M630PT
SN200 (Wiegand) SN210 (OSDP)	PED54610 (A)	SVR Entry	PED359	<ul style="list-style-type: none"> • Fail Secure - Power off, trim outside is locked • Request to Exit switch indicates push rail movement • Door position switch included to allow for full monitoring • Latch retracted by inside push pad at all times • Outside lever locked (rigid) except when valid user credential presented • Key Override* 	8M610PT/9M610PT
SN200 (Wiegand) SN210 (OSDP)	PED54610 (A)	SVR Entry	PED359	<ul style="list-style-type: none"> • Fail Secure - Power off, trim outside is locked • Request to Exit switch indicates push rail movement • Door position switch included to allow for full monitoring • Latch retracted by inside push pad at all times • Outside lever locked (rigid) except when valid user credential presented • Key Override* 	8M610PT/9M610PT

*Auxiliary Control available with Key Override. Must order separately.



Vertical Rod Functions

PED5000 SN Series Exit Device

Configuration	Function	Type	Auxiliary Control	Function Description	Trim
SN200 (Wiegand) SN210 (OSDP)	PED58610 (A)	CVR Entry	N/A	<ul style="list-style-type: none"> • Fail Safe - Power off, unlocks outside trim • Request to Exit switch indicates push rail movement • Door position switch included to allow for full monitoring • Latch retracted by inside push pad at all times • Outside lever locked (rigid) except when valid user credential presented • No Key Override* 	8CV610PT/9CV610PT
SN200 (Wiegand) SN210 (OSDP)	PED58630 (A)	CVR Entry	N/A	<ul style="list-style-type: none"> • Fail Secure - Power off, trim outside is locked • Request to Exit switch indicates push rail movement • Door position switch included to allow for full monitoring • Latch retracted by inside push pad at all times • Outside lever locked (rigid) except when valid user credential presented • No Key Override* 	8CV630PT/9CV630PT
SN200 (Wiegand) SN210 (OSDP)	PED58610 (A)	CVR Entry	PED159	<ul style="list-style-type: none"> • Fail Secure - Power off, trim outside is locked • Request to Exit switch indicates push rail movement • Door position switch included to allow for full monitoring • Latch retracted by inside push pad at all times • Outside lever locked (rigid) except when valid user credential presented • Key Override* 	8CV610PT/9CV610PT
SN200 (Wiegand) SN210 (OSDP)	PED58630 (A)	CVR Entry	PED159	<ul style="list-style-type: none"> • Fail Secure - Power off, trim outside is locked • Request to Exit switch indicates push rail movement • Door position switch included to allow for full monitoring • Latch retracted by inside push pad at all times • Outside lever locked (rigid) except when valid user credential presented • Key Override* 	8CV630PT/9CV630PT

*Auxiliary Control available with Key Override. Must order separately.

Sold through:



Authorized Channel Partner
ASSA ABLOY

Mortise Functions

PED5000 x SN Series Exit Device

Configuration	Function	Type	Function Description	Trim
SN200 (Wiegand) SN210 (OSDP)	PED56610 (A)	Mortise Exit Entry	<ul style="list-style-type: none"> • Fail Safe - Power off, unlocks outside trim • Request to Exit switch indicates push rail movement • Door position switch included to allow for full monitoring • Latch retracted by inside push pad at all times • Outside lever locked (rigid) except when valid user credential presented • No Key Override 	8M610PT/9M610PT
SN200 (Wiegand) SN210 (OSDP)	PED56603 (A)	Mortise Exit Entry	<ul style="list-style-type: none"> • Fail Safe - Power off, unlocks outside trim • Request to Exit switch indicates push rail movement • Door position switch included to allow for full monitoring • Latch retracted by inside push pad at all times • Outside lever locked (rigid) except when valid user credential presented • Outside cylinder override allows lever to retract latch • With Key Override 	8M603PT/9M603PT
SN200 (Wiegand) SN210 (OSDP)	PED56630 (A)	Mortise Exit Entry	<ul style="list-style-type: none"> • Fail Secure - Power off, trim outside is locked • Request to Exit switch indicates push rail movement • Door position switch included to allow for full monitoring • Latch retracted by inside push pad at all times • Outside lever locked (rigid) except when valid user credential presented • No Key Override 	8M630PT/9M630PT
SN200 (Wiegand) SN210 (OSDP)	PED56605 (A)	Mortise Exit Entry	<ul style="list-style-type: none"> • Fail Secure - Power off, trim outside is locked • Request to Exit switch indicates push rail movement • Door position switch included to allow for full monitoring • Latch retracted by inside push pad at all times • Outside lever locked (rigid) except when valid user credential presented • Outside cylinder override allows lever to retract latch • With Key Override 	8M605PT/9M605PT



MELR Features

PED5000 SN Series Exit Device

MELR Electric Latch Retraction



The Electric Latch Retraction exit device option (MELR) is the perfect choice for high traffic entrance and exit doors that require remote unlocking or remote dogging. It utilizes a latch retraction motor ensuring quiet operation which is ideal for locations such as conference rooms, theaters and libraries. Once retracted, the door functions in a push/pull manner. The MELR allows the exit device to be dogged for momentary ingress and egress and is commonly used in conjunction with an automatic door operator. The device can even be dogged continuously on fire-rated devices that are tied into the building's fire detection system.

Key Features

- 5 year warranty
- Field serviceable -modular design
- Motor driven latch retraction for smooth, precise operation
- Amount of rail retraction is automatically controlled by the MELR circuitry; System actively monitors its position and adjusts itself
- Digital retraction timer (0-20 seconds; factory setting is 5 seconds)
- Standard electric hinge - no special power transfer required
- Wires are routed thru the rail (See page 30 for more details)
- Can be used for continuous and intermittent use
- UL Listed for Class II Circuitry
- Current draw: .65A during retraction and .2A maintained in dogged hold position
- Requires 1A at 24VDC regulated/filtered power supply
- Minimum Door Widths:
 - Wide Stile Door 28"
 - Narrow Stile Door 28"
- See McKINNEY's Transfer Device Solutions Catalog for QC Hinge and cable requirements

Note: M114 and M52 are not available for Fire Rated Doors

Note: The MELR option is not supplied with Manual Dogging (Hex Key or Cylinder Dogging) unless specified

Optional Accessory

- BPS Power Supply (see page 87)

Sold through:













Authorized Channel Partner
ASSA ABLOY

Rim Functions

PED5000 SN X MELR Series Exit Device

Pull Trim

Function	ANSI No.	Function Description	Type	With Device	Trim	
PED5250T	02	Entrance by trim when actuating bar is dogged down.	Dummy	PED5250T x T3350ET	T3350ET	
PED5257T	03	Entrance by trim when latchbolt is retracted by key.	Nightlatch	PED5257T x T3357ET	T3357ET	
PED5250T	02	Entrance by trim when actuating bar is dogged down.	Dummy	PED5250T x T3450ET	T3450ET	
PED5257T	03	Entrance by trim when latchbolt is retracted by key.	Nightlatch	PED5257T x T3457ET	T3457ET	
PED5250T	02	Entrance by trim when actuating bar is dogged down.	Dummy	PED5250T x T3550ET	T3550ET	
PED5257T	03	Entrance by trim when latchbolt is retracted by key.	Nightlatch	PED5257T x T3557ET	T3557ET	
PED5250T	02	Entrance by trim when actuating bar is dogged down.	Dummy	PED5250T x T3650ET	T3650ET	
PED5257T	03	Entrance by trim when latchbolt is retracted by key.	Nightlatch	PED5257T x T3657ET	T3657ET	
PED5250T	02	Entrance by trim when actuating bar is dogged down.	Dummy	PED5250T x T3750ET	T3750ET	
PED5257T	03	Entrance by trim when latchbolt is retracted by key.	Nightlatch	PED5257T x T3757ET	T3757ET	
PED5250T	02	Entrance by trim when actuating bar is dogged down.	Dummy	PED5250T x P1xET	P1xET	
PED5257T	03	Entrance by trim when latchbolt is retracted by key.	Nightlatch	PED5257T x P1xET	P1xET	



Rim Functions

PED5000 SN X MELR Series Exit Device

Lever Trim



(Wide Stile
900PT Trim)

Function (Wide Trim)	ANSI No.	Function Description	Type	With Device	Trim Only
PED5240	02	Entrance by trim when actuating bar is dogged down.	Dummy	PED5240 x ^940PT	^940PT
PED5245	08	Entrance by lever. Key locks or unlocks lever.	Classroom	PED5245 x ^945PT	^945PT
PED5247	03	Night latch-key retracts latch.	Nightlatch	PED5247 x ^947PT	^947PT
PED5249	09	Entrance by lever only when released by key. Key removable only when locked.	Storeroom (Grip Active)	PED5249 x ^949PT	^949PT
PED5250	02	Entrance by trim when actuating bar is dogged down. Freewheeling trim.	Dummy	PED5250 x ^950PT	^950PT
PED5255	08	Key outside unlocks/locks trim. Freewheeling trim.	Classroom	PED5255 x ^955PT	^955PT
PED5257	03	Night latch-key retracts latch. Freewheeling trim.	Nightlatch	PED5257 x ^957PT	^957PT
PED5259	09	Key unlocks trim, trim retracts latch/ trim relocks when key is removed. Freewheeling trim.	Storeroom (Grip Active)	PED5259 x ^959PT	^959PT

Note: "^" is used to designate trim design



(Narrow Stile
800PT Trim)

Function (Wide Trim)	ANSI No.	Function Description	Type	With Device	Trim Only
PED5240	02	Entrance by trim when actuating bar is dogged down.	Dummy	PED5240 x ^840PT	^840PT
PED5245	08	Entrance by lever. Key locks or unlocks lever.	Classroom	PED5245 x ^845PT	^845PT
PED5247	03	Night latch-key retracts latch.	Nightlatch	PED5247 x ^847PT	^847PT
PED5249	09	Entrance by lever only when released by key. Key removable only when locked.	Storeroom (Grip Active)	PED5249 x ^849PT	^849PT
PED5250	02	Entrance by trim when actuating bar is dogged down. Freewheeling trim.	Dummy	PED5250 x ^850PT	^850PT
PED5255	08	Key outside unlocks/locks trim. Freewheeling trim.	Classroom	PED5255 x ^855PT	^855PT
PED5257	03	Night latch-key retracts latch. Freewheeling trim.	Nightlatch	PED5257 x ^857PT	^857PT
PED5259	09	Key unlocks trim, trim retracts latch/ trim relocks when key is removed. Freewheeling trim.	Storeroom (Grip Active)	PED5259 x ^859PT	^859PT

Note: "^" is used to designate trim design

Sold through:



Authorized Channel Partner
ASSA ABLOY

Vertical Rod Functions

PED5000 SN X MELR Series Exit Device

Pull Trim

SVR Function	ANSI No.	Function Description	Type	With Device	Trim	
PED5450T	02	Entrance by trim when actuating bar is dogged down.	Dummy	PED5450T x T3350ET	T3350ET	
PED5450T	02	Entrance by trim when actuating bar is dogged down.	Dummy	PED5450T x T3450ET	T3450ET	
PED5450T	02	Entrance by trim when actuating bar is dogged down.	Dummy	PED5450T x T3550ET	T3550ET	
PED5450T	02	Entrance by trim when actuating bar is dogged down.	Dummy	PED5450T x T3650ET	T3650ET	
PED5450T	02	Entrance by trim when actuating bar is dogged down.	Dummy	PED5450T x T3750ET	T3750ET	
PED5450T	02	Entrance by trim when actuating bar is dogged down.	Dummy	PED5450T x P1xET	P1xET	



Vertical Rod Functions

PED5000 SN X MELR Series Exit Device

Pull Trim

CVR Function	ANSI No.	Function Description	Type	With Device	Trim
PED5850T	02	Entrance by trim when actuating bar is dogged down.	Dummy	PED5850T x T3350ET	T3350ET 
PED5850T	02	Entrance by trim when actuating bar is dogged down.	Dummy	PED5850T x T3450ET	T3450ET 
PED5850T	02	Entrance by trim when actuating bar is dogged down.	Dummy	PED5850T x T3550ET	T3550ET 
PED5850T	02	Entrance by trim when actuating bar is dogged down.	Dummy	PED5850T x T3650ET	T3650ET 
PED5850T	02	Entrance by trim when actuating bar is dogged down.	Dummy	PED5850T x T3750ET	T3750ET 
PED5850T	02	Entrance by trim when actuating bar is dogged down.	Dummy	PED5850T x P1xET	P1xET 

Sold through:



Authorized Channel Partner
ASSA ABLOY

Surface Vertical Rod Functions

PED5000 SN X MELR Series Exit Device

Lever Trim



(Wide Stile
900PT Trim)

Function (Wide Stile)	ANSI No.	Function Description	Type	With Device	Trim Only
PED5440	02	Entrance by trim when actuating bar is dogged down.	Dummy	PED5440 x ^9M40PT	^9M40PT
PED5445	08	Entrance by lever. Key locks or unlocks lever.	Classroom	PED5445 x ^9M45PT	^9M45PT
PED5449	09	Entrance by lever only when released by key. Key removable only when locked.	Storeroom (Grip Active)	PED5449 x ^9M49PT	^9M49PT
PED5450	02	Entrance by trim when actuating bar is dogged down. Freewheeling trim.	Dummy	PED5450 x ^9M50PT	^9M50PT
PED5455	08	Key outside unlocks/locks trim. Freewheeling trim.	Classroom	PED5455 x ^9M55PT	^9M55PT
PED5459	09	Key unlocks trim, trim retracts latch trim relocks when key is removed. Freewheeling trim.	Storeroom (Grip Active)	PED5459 x ^9M59PT	^9M59PT

Note: "^" is used to designate trim design



(Narrow Stile
800PT Trim)

Function (Narrow Stile)	ANSI No.	Function Description	Type	With Device	Trim Only
PED5440	02	Entrance by trim when actuating bar is dogged down.	Dummy	PED5440 x ^8M40PT	^8M40PT
PED5445	08	Entrance by lever. Key locks or unlocks lever.	Classroom	PED5445 x ^8M45PT	^8M45PT
PED5449	09	Entrance by lever only when released by key. Key removable only when locked.	Storeroom (Grip Active)	PED5449 x ^8M49PT	^8M49PT
PED5450	02	Entrance by trim when actuating bar is dogged down. Freewheeling trim.	Dummy	PED5450 x ^8M50PT	^8M50PT
PED5455	08	Key outside unlocks/locks trim. Freewheeling trim.	Classroom	PED5455 x ^8M55PT	^8M55PT
PED5459	09	Key unlocks trim, trim retracts latch trim relocks when key is removed. Freewheeling trim.	Storeroom (Grip Active)	PED5459 x ^8M59PT	^8M59PT

Note: "^" is used to designate trim design



Concealed Vertical Rod Functions

PED5000 SN X MELR Series Exit Device

Lever Trim



(Wide Stile
900PT Trim)

Function (Wide Stile)	ANSI No.	Function Description	Type	With Device	Trim Only
PED5840	02	Entrance by trim when actuating bar is dogged down.	Dummy	PED5840 x ^9CV40PT	^9CV40PT
PED5845	08	Entrance by lever. Key locks or unlocks lever.	Classroom	PED5845 x ^9CV45PT	^9CV45PT
PED5849	09	Entrance by lever only when released by key. Key removable only when locked.	Storeroom (Grip Active)	PED5849 x ^9CV49PT	^9CV49PT
PED5850	02	Entrance by trim when actuating bar is dogged down. Freewheeling trim.	Dummy	PED5850 x ^9CV50PT	^9CV50PT
PED5855	08	Key outside unlocks/locks trim. Freewheeling trim.	Classroom	PED5855 x ^9CV55PT	^9CV55PT
PED5859	09	Key unlocks trim, trim retracts latch/trim relocks when key is removed. Freewheeling trim.	Storeroom (Grip Active)	PED5859 x ^9CV59PT	^9CV59PT

Note: "^" is used to designate trim design



(Narrow Stile
800PT Trim)

Function (Narrow Stile)	ANSI No.	Function Description	Type	With Device	Trim Only
PED5840	02	Entrance by trim when actuating bar is dogged down.	Dummy	PED5840 x ^8CV40PT	^8CV40PT
PED5845	08	Entrance by lever. Key locks or unlocks lever.	Classroom	PED5845 x ^8CV45PT	^8CV45PT
PED5849	09	Entrance by lever only when released by key. Key removable only when locked.	Storeroom (Grip Active)	PED5849 x ^8CV49PT	^8CV49PT
PED5850	02	Entrance by trim when actuating bar is dogged down. Freewheeling trim.	Dummy	PED5850 x ^8CV50PT	^8CV50PT
PED5855	08	Key outside unlocks/locks trim. Freewheeling trim.	Classroom	PED5855 x ^8CV55PT	^8CV55PT
PED5859	09	Key unlocks trim, trim retracts latch/trim relocks when key is removed. Freewheeling trim.	Storeroom (Grip Active)	PED5859 x ^8CV59PT	^8CV59PT

Note: "^" is used to designate trim design

Sold through:













Authorized Channel Partner
ASSA ABLOY

Mortise Functions

PED5000 SN X MELR Series Exit Device

Exit Only, Pull and Thumbpiece Trim

Function	ANSI No.	Function Description	Type	With Device	Trim	
PED5650T	02	Entrance by trim when actuating bar is dogged down.	Dummy	PED5650T x T3350ET	T3350ET	
PED5657T	03	Entrance by trim when latchbolt is retracted by key.	Nightlatch	PED5657T x T33M57ET	T33M57ET	
PED5650T	02	Entrance by trim when actuating bar is dogged down.	Dummy	PED5650T x T3450ET	T3450ET	
PED5657T	03	Entrance by trim when latchbolt is retracted by key.	Nightlatch	PED5657T x T34M57ET	T34M57ET	
PED5650T	02	Entrance by trim when actuating bar is dogged down.	Dummy	PED5650T x T3550ET	T3550ET	
PED5657T	03	Entrance by trim when latchbolt is retracted by key.	Nightlatch	PED5657T x T35M57ET	T35M57ET	
PED5650T	02	Entrance by trim when actuating bar is dogged down.	Dummy	PED5650T x T3650ET	T3650ET	
PED5657T	03	Entrance by trim when latchbolt is retracted by key.	Nightlatch	PED5657T x T36M57ET	T36M57ET	
PED5650T	02	Entrance by trim when actuating bar is dogged down.	Dummy	PED5650T x T3750ET	T3750ET	
PED5657T	03	Entrance by trim when latchbolt is retracted by key.	Nightlatch	PED5657T x T37M57ET	T37M57ET	
PED5650T	02	Entrance by trim when actuating bar is dogged down.	Dummy	PED5650T x P1xET	P1xET	
PED5657T	03	Entrance by trim when latchbolt is retracted by key.	Nightlatch	PED5657T x P1xET	P1xET	



Mortise Functions

PED5000 SN X MELR Series Exit Device

Lever Trim



(Wide Stile
900PT Trim)

Function (Wide Stile)	ANSI No.	Function Description	Type	With Device	Trim Only
PED5640	02	Entrance by trim when actuating bar is dogged down.	Dummy	PED5640 x ^9M40PT	^9M40PT
PED5645	08	Entrance by lever. Key locks or unlocks lever.	Classroom	PED5645 x ^9M45PT	^9M45PT
PED5647	03	Night latch-key retracts latch.	Nightlatch	PED5647 x ^9M47PT	^9M47PT
PED5649	09	Entrance by lever only when released by key. Key removable only when locked.	Storeroom (Grip Active)	PED5649 x ^9M49PT	^9M49PT
PED5650	02	Entrance by trim when actuating bar is dogged down. Freewheeling trim.	Dummy	PED5650 x ^9M50PT	^9M50PT
PED5655	08	Key outside unlocks/locks trim. Freewheeling trim.	Classroom	PED5655 x ^9M55PT	^9M55PT
PED5657	03	Night latch-key retracts latch. Freewheeling trim.	Nightlatch	PED5657 x ^9M57PT	^9M57PT
PED5659	09	Key unlocks trim, trim retracts latch/trim relocks when key is removed. Freewheeling trim.	Storeroom (Grip Active)	PED5659 x ^9M59PT	^9M59PT

Note: "^" is used to designate trim design



(Narrow Stile
800PT Trim)

Function (Narrow Stile)	ANSI No.	Function Description	Type	With Device	Trim Only
PED5640	02	Entrance by trim when actuating bar is dogged down.	Dummy	PED5640 x ^8M40PT	^8M40PT
PED5645	08	Entrance by lever. Key locks or unlocks lever.	Classroom	PED5645 x ^8M45PT	^8M45PT
PED5647	03	Night latch-key retracts latch.	Nightlatch	PED5647 x ^8M47PT	^8M47PT
PED5649	09	Entrance by lever only when released by key. Key removable only when locked.	Storeroom (Grip Active)	PED5649 x ^8M49PT	^8M49PT
PED5650	02	Entrance by trim when actuating bar is dogged down. Freewheeling trim.	Dummy	PED5650 x ^8M50PT	^8M50PT
PED5655	08	Key outside unlocks/locks trim. Freewheeling trim.	Classroom	PED5655 x ^8M55PT	^8M55PT
PED5657	03	Night latch-key retracts latch. Freewheeling trim.	Nightlatch	PED5657 x ^8M57PT	^8M57PT
PED5659	09	Key unlocks trim, trim retracts latch/trim relocks when key is removed. Freewheeling trim.	Storeroom (Grip Active)	PED5659 x ^8M59PT	^8M59PT

Note: "^" is used to designate trim design

Sold through:



Authorized Channel Partner
ASSA ABLOY

Trim Options

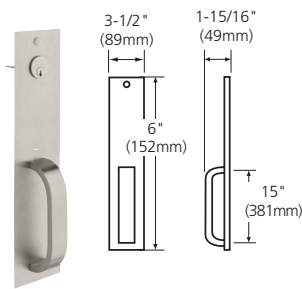
PED5000 SN X MELR Series Exit Device

Trim and Pulls

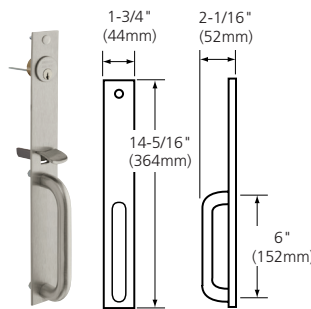


These trims are thrubolted, creating perfect alignment of center case, thumbpiece and cylinder, as required. Thrubolts pass through the chassis of the devices and are bolted directly to the trim. T33, T34, T36, T37 pulls are used with PED5247 (A) only, they are identical to T33M, T34M, T36M, T37M pulls except the cylinder hole is located 3/8" (9mm) lower. All trim and pulls are ADA compliant, except thumbpiece functions.

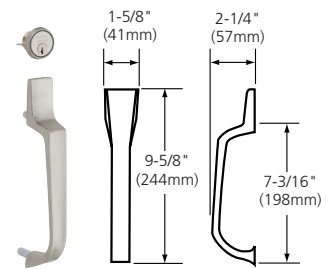
T33



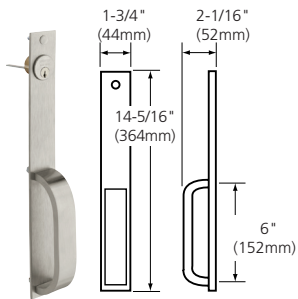
T34



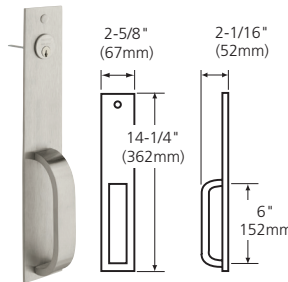
T35



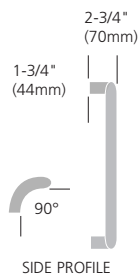
T36



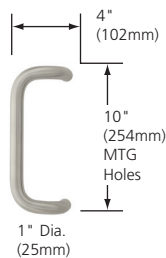
T37



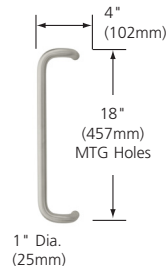
Pulls



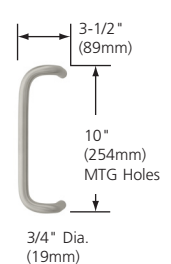
P12



P13



P14



Notes:

- T34 trim is not available in 629 or 630.
- Pulls and thumb piece trims are not available in 618, 619, 625 or 626, except T34 is available in 618 & 619.

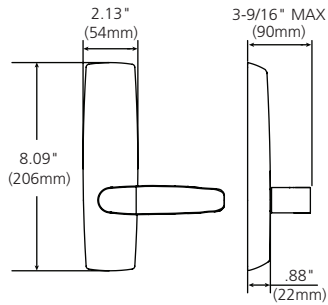


Trim Options

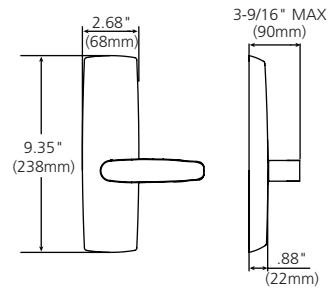
PED5000 SN Series Exit Device

Lever Trim

800PT Narrow Stile Lever Trim



900PT Wide Stile Lever Trim



Sold through:



Authorized Channel Partner
ASSA ABLOY

Trim Options

PED5000 SN Series Exit Device

Standard

	PED54xx x 8M6xxPT/ 9M6xxPT	PED58xx x 8CV6xxPT/ 9CV6xxPT	PED52xx x 86xxPT/ 96xxPT	PED56xx x 8M6xxPT/ 9M6xxPT				
Armstrong	A9M6xxPT	A9CV6xxPT	A96xxPT	A9M6xxPT				
Newport	N9M6xxPT	N9CV6xxPT	N96xxPT	N9M6xxPT				
Princeton	PR9M6xxPT	PR9CV6xxPT	PR96xxPT	PR9M6xxPT	Armstrong	Citation	Dirke	Essex ¹
Citation	C9M6xxPT	C9CV6xxPT	C96xxPT	C9M6xxPT				
Dirke	D9M6xxPT	D9CV6xxPT	D96xxPT	D9M6xxPT				
Essex	E9M6xxPT	E9CV6xxPT	E96xxPT	E9M6xxPT	Lustra ¹	Newport ¹	Princeton ¹	Regis
Lustra	L9M6xxPT	L9CV6xxPT	L96xxPT	L9M6xxPT				
Regis	R9M6xxPT	R9CV6xxPT	R96xxPT	R9M6xxPT				

Muséo®

Georgia	102	1029M6xxPT	1029CV6xxPT	10296xxPT	1029M6xxPT				
	103	1039M6xxPT	1039CV6xxPT	10396xxPT	1039M6xxPT	102	103	104 ²	
	104	1049M6xxPT	1049CV6xxPT	10496xxPT	1049M6xxPT				
	124	1249M6xxPT	1249CV6xxPT	12496xxPT	1249M6xxPT	124 ¹	125 ¹		
	125	1259M6xxPT	1259CV6xxPT	12596xxPT	1259M6xxPT				
Salvador	106	1069M6xxPT	1069CV6xxPT	10696xxPT	1069M6xxPT				
	107	1079M6xxPT	1079CV6xxPT	10796xxPT	1079M6xxPT				
	108	1089M6xxPT	1089CV6xxPT	10896xxPT	1089M6xxPT	106	107	108	109 ¹
	109	1099M6xxPT	1099CV6xxPT	10996xxPT	1099M6xxPT				
	110	1109M6xxPT	1109CV6xxPT	11096xxPT	1109M6xxPT				
	123	1239M6xxPT	1239CV6xxPT	12396xxPT	1239M6xxPT	110	123 ¹	128 ¹	129 ¹
	128	1289M6xxPT	1289CV6xxPT	12896xxPT	1289M6xxPT				
	129	1299M6xxPT	1299CV6xxPT	12996xxPT	1299M6xxPT				
Marc	111	1119M6xxPT	1119CV6xxPT	11196xxPT	1119M6xxPT				
	112	1129M6xxPT	1129CV6xxPT	11296xxPT	1129M6xxPT	111 ²	112 ²	114 ²	115 ²
	114	1149M6xxPT	1149CV6xxPT	11496xxPT	1149M6xxPT				
	115	1159M6xxPT	1159CV6xxPT	11596xxPT	1159M6xxPT				
	116	1169M6xxPT	1169CV6xxPT	11696xxPT	1169M6xxPT				
	131	1319M6xxPT	1319CV6xxPT	13196xxPT	1319M6xxPT	116 ²	131 ^{1,2}	151	
	151	1519M6xxPT	1519CV6xxPT	15196xxPT	1519M6xxPT				
Jackson	105	1059M6xxPT	1059CV6xxPT	10596xxPT	1059M6xxPT				
	117	1179M6xxPT	1179CV6xxPT	11796xxPT	1179M6xxPT	105 ²	117 ²	119 ²	121 ²
	119	1199M6xxPT	1199CV6xxPT	11996xxPT	1199M6xxPT				
	121	1219M6xxPT	1219CV6xxPT	12196xxPT	1219M6xxPT				
	122	1229M6xxPT	1229CV6xxPT	12296xxPT	1229M6xxPT				
	126	1269M6xxPT	1269CV6xxPT	12696xxPT	1269M6xxPT	122	126 ^{1,2}	152	
	152	1529M6xxPT	1529CV6xxPT	15296xxPT	1529M6xxPT				
Piet	21G	21G9M6xxPT	21G9CV6xxPT	21G96xxPT	21G9M6xxPT				
	21L	21L9M6xxPT	21L9CV6xxPT	21L96xxPT	21L9M6xxPT	21G	21L	21M	21S
	21M	21M9M6xxPT	21M9CV6xxPT	21M96xxPT	21M9M6xxPT				
	21S	21S9M6xxPT	21S9CV6xxPT	21S96xxPT	21S9M6xxPT				
	23M	23M9M6xxPT	23M9CV6xxPT	23M96xxPT	23M9M6xxPT				
	25M	25M9M6xxPT	25M9CV6xxPT	25M96xxPT	25M9M6xxPT	23M	25M	27M	
	27M	27M9M6xxPT	27M9CV6xxPT	27M96xxPT	27M9M6xxPT				

1. Complies with codes requiring lever to return to within 1/2" (13mm) of door face.
2. Not available in 629 or 630 finish.



Trim Options

PED5000 SN Series Exit Device



**Grooved Insert
21G**



**Leather Insert
21L**



**Polished with
Satin Insert
21M**



**Santoprene™
Insert
21S**



**With Raised Band
23M**



**Plain
25M**



**Plain with Two
Grooves
27M**

Piet Finish Codes

Finish	Piet Code*	Description
630	30	Satin Stainless Steel
629	29	Bright Stainless Steel
613E	3E	Dark Oxidized Satin Bronze, Equivalent
BSP	BS	Black Suede Powder Coat
WSP	WS	White Suede Powder Coat
N/A	BK	Black (Santoprene™ or leather insert)
N/A	BN	Brown (leather insert)

*Code used to specify Piet Collection finishes only. Use available finishes list to specify desired finish when ordering.

Piet Lever Descriptions & Available Finishes

Lever Designation	Lever Description	Available Finishes (as ordered)
21G	Grooved Insert	3030, 2929, 2930, 3029, 3E3E, BSBS or WSWWS
21L	Leather Insert	30BK, 30BN, 29BK, 29BN, 3EBK3E, BSBKBS, WSBKWS, 3EBN3E, BSNBNS or WSNWWS
21M	Metallic Insert	2930** only (SEE NOTATION)
21S	Santoprene Insert	30BK, 29BK, 3E3E, BSBS or WSWWS
23M	Raised Band	2930, 2929, 3030, 3029, 3E3E, BSBS or WSWWS
25M	Plain	2929, 3030, 3E3E, BSBS or WSWWS
27M	Two Grooves	2929, 3030, 3E3E, BSBS or WSWWS

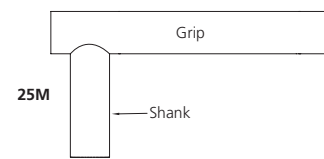
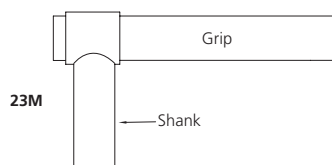
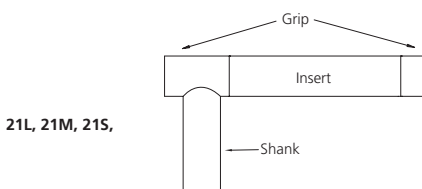
**Two-tone finish - grip of lever is 630, balance of lever is 629. Rose/escutcheon and lock finish will be 629.

2930 Finish: grip of lever is 630, balance of lever is 629. Escutcheon and lock finish will be 618.

3029 Finish: grip of lever is 629, balance of lever is 630. Escutcheon and lock finish will be 619.

To order Piet Series levers with Corbin Russwin products, see the examples below. When specifying finish, use the last two digits of the BHMA standard finish code, i.e. use "29" for polished stainless, BHMA finish 629.

How to Order the Muséo® Piet Lever Collection



Sold through:



Authorized Channel Partner
ASSA ABLOY

How to Order

PED5000 SN Series Exit Device

Trim Only

Quantity	Trim/ Function	Lever Finish	Lock Finish*	Hand	Technology Code**	Other Options
						Cylinder, Door Thickness
8	21M9603PT	293029	629	RHR	SN200	—

- › Muséo® Piet Lever 21M - Polished with Satin Insert x Fail Safe x Cylinder x 24 volts
- › 293029 Lever Finish
Polished with satin stainless steel insert (630), polished stainless steel (629) shank and polished stainless steel (629) grip
- › 629 Lock Finish
- › Right hand reverse
- › Signo Technology BLE Ready reader, black, Wiegand

Exit Device with Trim

Quantity	Exit Device	Trim/ Function	Lever Finish	Lock Finish*	Hand	Technology Code**	Reader Code	Reader Modifier	Other Options			
									Cylinder Option	Door Thickness	Optional Strike	Door Width
2	PED56603	21G9M603PT	292929	629	LHR	SN210	BIKPS	BOE	6P	D200	815	W048

Inside:

- › Polished stainless steel finish
- › 48" wide door

Outside:

- › Key Override
- › Left hand reverse
- › Signo Technology BLE Ready reader, black with Keypad, OSDP
- › 6 pin cylinder
- › 2-1/4" thick door

*Escutcheons (lock finish) are plated to match polished stainless steel (629) and satin stainless steel (630) finishes.

**SN210 BIS, BIKS, BIPS and BKIPS only available with BOE reader modifier; SN210 FIPS and FIKPS only available with B03 or B0D reader modifier.

MELR Exit Device

Quantity	Exit Device	Trim/ Function	Finish	Hand	Technology Code*	Required Options			Other Options				
						Reader Code	Reader Modifier	Voltage	Cylinder Option	Door Thickness	Optional Strike	Door Width	Function
65	PED56610	1029M603PT	605	LHR	SN200	BIPS	BOE	24AD	6P	D214	C908	W048	MELR

Contract/Detailed Order - Rim Exit Device with Trim

Quantity	Keypad	Exit Device	Trim/Function	Finish	Hand	Technology Code*	Required Options			Other Options	
							Reader Code	Reader Modifier	Voltage	Door Width	Cylinder Option
36	AA1	PED52603	1149605PT	605	LHR	SN210	BIKPS	BOE	24AD	W048	7P

Inside:

- › Rim Exit Device
- › Satin chrome
- › 48" wide door

*SN210 BIS, BIKS, BIPS and BKIPS only available with BOE reader modifier; SN210 FIPS and FIKPS only available with B03 or B0D reader modifier.

Outside:

- › Muséo® - 114 Lever x Fail Secure trim
- › Key Override
- › Satin chrome hardware finish
- › Left hand reverse
- › Signo Technology BLE Ready reader, black with Keypad, OSDP
- › 7 pin cylinder



Ordering/Quick Codes

PED5000 x SN Series Exit Device

Exit Devices

Exit Device	Function	Trim	Finish	Hand	
PED5200 (A)	9610PT x SN200 (Wiegand) SN210 (OSDP)	Standard	Muséo®:	605	RHR
		A		606	LHR
	9603PT x SN200 (Wiegand) SN210 (OSDP)	N	102 122	611	
		PR	103 123	612	
	9630PT x SN200 (Wiegand) SN210 (OSDP)	C	104 124	613	
		D	105 125	613E	
		E	106 126	613L	
		L	107 128	629	
		R	108 131	630	
			109 151	630C	
PED5400 (A)	9M610PT x SN200 (Wiegand) SN210 (OSDP)			BSP	
	9M630PT x SN200 (Wiegand) SN210 (OSDP)			WSP	
PED5600 (A)	9M610PT x SN200 (Wiegand) SN210 (OSDP)				
			111 21L*		
			112 21M*		
			114 21S*		
			115 23M*		
			116 25M*		
			117		
PED5800 (A)	9CV610PT x SN200 (Wiegand) SN210 (OSDP)				
	9CV630PT x SN200 (Wiegand) SN210 (OSDP)				

*See page 36 for trim and finish options for the Muséo® Piet Lever Collection.

Mechanical Quick Codes

Description	Specify	Description	Specify
Fire Rated	A	Thrubolts	M54
Aluminum Doors	AD	Less Bottom Rod	M55
FEMA Rated	FE	Alarmed Exit	M61
Guarded Latch	GL	Latch Bolt Monitoring	M91
Hurricane Rated	HC	Lever Monitoring	M93
Less Cylinder	LC	Electric Dogging	M97
Dropdown Bottom Latchbolt (PED5400 only)	M03	Windstorm Rated	M107
Security Fasteners	M04	Overlap End Cap	M111
Knurling - Milled Outside Lever	M21	Electrified Exit Device with Manual	M114
Abrasive Strip on Rail & Abrasive Coating on Outside Lever	M23	Hex Key Dogging	Hex
Abrasive Coating on Outside Lever	M24	Metal Doors	MD
Abrasive Strip on Rail	M25	Electric Latch Retraction	MELR
Passive dogging indicator	M48	Wood Doors	WD
Photoluminescent	M49	Wire Harness	WR
Less Dogging	M51		
Cylinder Dogging	M52		

Trim Finishes

Description	Specify
Polished Brass, Clear Coated	605
Satin Brass, Clear Coated	606
Polished Bronze, Clear Coated	611
Satin Bronze, Clear Coated	612
Dark Oxidized Satin Bronze, Oil Rubbed	613
Dark Oxidized Satin Bronze - Equivalent	613E
Dark Oxidized Satin Bronze, Clear Coated	613L
Polished Nickel	618
Satin Nickel	619
Satin Nickel with Microshield®	619C
Polished Chrome	625
Satin Chrome	626
Satin Chrome with MicroShield®	626C
Bright Stainless Steel	629 ¹
Satin Stainless Steel	630 ¹
Satin Stainless Steel with MicroShield®	630C
Black Suede Powder Coat	BSP
White Suede Powder Coat	WSP

¹ Escutcheon finished to match 629, 630 finish

Outside Readers

	Inside Push Pad	Outside Reader Trim
Rim	PED52xx	96/86xx
SVR	PED54xx	9M6/8M6xx
Mortise	PED56xx	9M6/8M6xx
CVR	PED58xx	9CV6/8CV6xx

For lever and trim options see pages 35-38

Sold through:



Authorized Channel Partner
ASSA ABLOY

Ordering/Quick Codes

PED5000 x SN Series Exit Device

Reader Code

Description	Specify
HID Mobile Access®/ Bluetooth Smart High Frequency credentials ONLY supported	BIS
HID Mobile Access®/ Bluetooth Smart; High Frequency credentials ONLY supported with Keypad	BIKS
HID Mobile Access®/ Bluetooth Smart; High and Low frequency credentials supported	BIPS
HID Mobile Access®/ Bluetooth Smart; High and Low frequency credentials supported with Keypad	BIKPS
PIV Compatible	FIPS**
PIV Compatible with Keypad	FIKPS**

**Please contact your local Door Security Solutions sales representative for FIPS and FIKPS availability.

Reader Modifier

Description	Specify
UL294 Compliant, tamper wire connected BIS/BIKS/ BIPS/BIKPS/FIPS/FIKPS: 200- bit output (FIPS/FIKPS)	B03
Non-UL294 Compliant, green LED wire connected BIS, BIKS, BIPS, BIKPS only	B0E
UL294 Compliant, tamper wire connected FIPS/FIKPS: 75-bit output	B04
UL294 Compliant, tamper wire connected FIPS/FIKPS: 128-bit output	B0D
Non-UL294 Compliant, green LED wire connected FIPS/FIKPS: 200-bit output	B0F
Non-UL294 Compliant, green LED wire connected FIPS/FIKPS: 75-bit output	B0G
Non-UL294 Compliant, green LED wire connected FIPS/FIKPS: 128-bit output	B0H



Features

FE6600 SN Series Multi-Point Locks

The SN Series FE6600 Series lock is a multi-point, deadlocking system developed to help protect lives while securing a community shelter and/or safe room entry. Sturdy heavy-duty steel components firmly secure the door within the frame – at top, bottom, and center latch points – fortifying the opening during a windstorm event. The FE6600 Series is UL-listed for FEMA P361 (2015), FEMA P320 (2014) and ICC 500 2014 capable of withstanding severe wind speeds and flying debris. This device consists of concealed vertical rods with top and bottom latching complemented by a mortise lock with a latchbolt and deadbolt at the center of the door and an optional indicator to show the status of the top and bottom latches.

The lever rotation retracts the top bolt, the bottom bolt, and center bolts simultaneously. When retracted, the bolts are held in position as the door swings. As the door closes, the hold-back feature engages the frame and the top, center, and bottom bolts

project simultaneously. With the deadbolt thrown, this system protects room occupants from threatening conditions. The FE6600 Series device can be used on fire-rated doors.

The SN200 Series FE6600 Multi-Point product is available with two options for UL294 compliance and reader LED indicator configuration:

1. Bluetooth Smart, UL294 Compliant, tamper wire connected:
 - LED displays red in locked and unlocked state
 - Listed to UL294 (Access Control System Units)
2. Bluetooth Smart, Non-UL294 Compliant, green LED wire connected:
 - LED displays red in locked state and green in unlocked state
 - Provides easy visual identification of lock status
 - Product is NOT compliant to UL294 (Access Control System Units)

Featuring EcoFlex® Technology



- Reduces energy consumption up to 86%, as certified by GreenCircle
 - Lower operating costs
 - Assists with load reduction in optimizing energy performance credit in LEED
 - Reduces number of power supplies required
- Available with either keypad or non-keypad reader
- Field configurable to fail-safe or fail-secure
- Lock operates from 12-24VDC, offering greater flexibility in system design
- Innovative actuator design provides superior reliability
 - Higher performance and reduced maintenance
 - Ability to have longer cable runs without negatively impacting lock function
 - Reduces risk of voltage drops and eliminates inductive kickback
 - Lower total cost of ownership

Monitoring Features

Secure door position monitors latchbolt and door position in series

Handing

Handed; quick reversibility

The lockset can be re-handed without disassembling the lock body

Door Thickness

1-3/4" (44mm) standard

Backset

2-3/4" (70mm)

Lockcase

Heavy-gauge chrome plated steel, 5-7/8" (149mm) x 4" (102mm) x 15/16" (24mm)

Front

Heavy-gauge steel, 8" (203mm) x 1-1/4" (32mm) x 3/32" (2mm)

Accommodates non-beveled and beveled doors

Armored Front

Wrought brass, bronze or stainless steel attached by machine screws to lockcase front

Latch

Patented, quick, reversible 2-piece mechanical with anti-friction insert 5/8" (16mm) x 1" (25mm) x 3/4" (19mm)

Auxiliary Latchbolt

9/16" (14mm) effective throw and 3/8" (10mm) effective auxiliary latch deadlocking

Deadbolt

One-piece stainless steel, 19/32" (15mm) x 1-1/4" (32mm) x 1" (25mm) throw

Standard trim is through bolted, not free floating

Muséo® trim is not through bolted, free floating

Hub

Steel, 5/16" (8mm)

Strike

Wrought brass, bronze or stainless steel ANSI straight lip standard, 4-7/8" (124mm) x 1-1/4" (32mm) x 1-1/8" (29mm) lip to center

Installation

Concealed vertical assembly (rods, latches and cassette) pre-installed in door

Keying Features Available

- Master Keying
- Construction master keying
- Visual key control
- Concealed key control
- Interchangeable core (LFIC or SFIC)

See Quick Codes Page 75 for cylinder options

Keys

- Two nickel silver standard

Warranty

7-year limited mechanical

2-year limited electrical

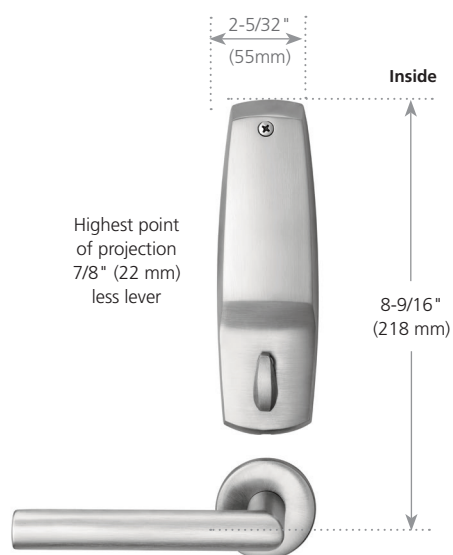
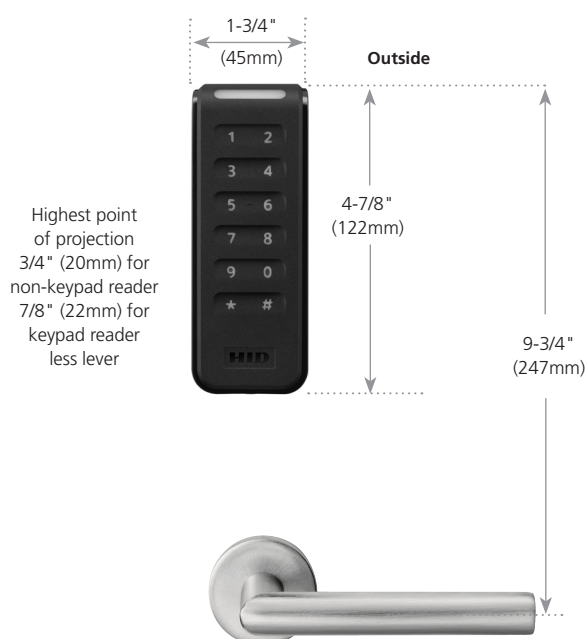
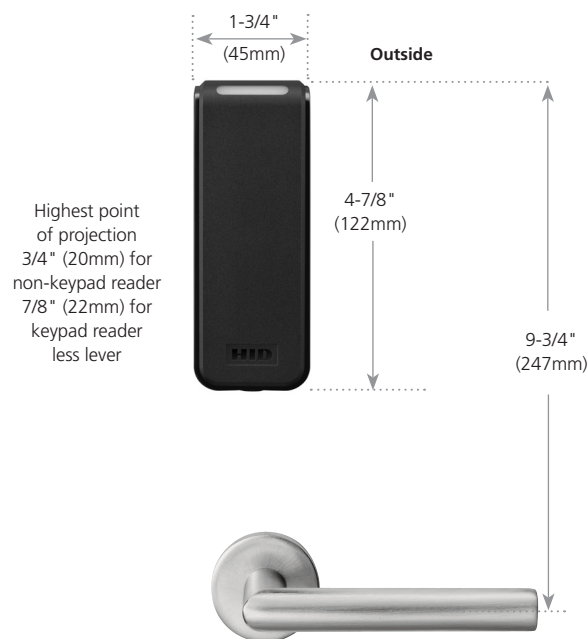
Sold through:



Authorized Channel Partner
ASSA ABLOY

Electrical Specifications

FE6600 SN Series Multi-Point Locks



Reader

Highest point of projection 15/16" (24 mm) less lever
Operating temperature -31°F (-35°C) to 150°F (66°C)
LEDs indicate valid/invalid credentials

Electrical Specifications:

Reader draw = 250 mA peak, 75 mA average (reader requires 12VDC)
Actuator draw = 15 mA continuous
Maximum (2) locks per 1 Amp power supply (1/2 Amp peak current draw)

Inside Escutcheon

Solid casting
Highest point of projection 7/8" (22 mm) less lever
Operating temperature -40°F (-40°C) to 135°F (57°C)



Functions

FE6600 SN Series Multi-Point Locks

Outside	Inside	Series/Function	Type	Function Description
		FE66609 x SN200 (Wiegand) SN210 (OSDP) x SAF Fail Safe No Key Override With Deadbolt	Entry With Deadbolt	<ul style="list-style-type: none"> • Fail Safe - Power off unlocks outside trim • Deadlocking latch • Latch and deadbolt retracted by inside lever at all times • Outside lever rigid except when valid user credential presented • Turnpiece inside extends and retracts deadbolt • Request to exit and secure door position monitor are standard
		FE66609 x SN200 (Wiegand) SN210 (OSDP) x SEC Fail Secure No Key Override With Deadbolt	Entry With Deadbolt	<ul style="list-style-type: none"> • Fail Secure - Power off, trim outside is locked • Deadlocking latch • Latch and deadbolt retracted by inside lever at all times • Outside lever rigid except when valid user credential presented • Turnpiece inside extends and retracts deadbolt • Request to exit and secure door position monitor are standard
		FE66608 x SN200 (Wiegand) SN210 (OSDP) x SEC Fail Secure Key Override With Deadbolt	Entry With Deadbolt	<ul style="list-style-type: none"> • Fail Secure - Power off, trim outside is locked • Key outside retracts deadbolt. Key outside also retracts latch and unlocks outside when trim is locked electronically • Top and bottom rods retracted by lever • Deadbolt projected and retracted by thumbturn or key

Certification/Compliance

ANSI/BHMA

Meets A156.37, Operational Grade 1 and Security Grade 1 requirements.

Meets A117.1 Accessibility Code.

Meets A156.25 requirements.

UL /ULC-UL10C Positive Pressure

Listed to UL 294 (Access Control System Units); Directory ALVY. BP10423*

All locks listed for A label and lesser class doors, 4' (122cm) x 8' (305cm) single or 8' (244cm) x 8' (305cm) pair. Letter F and UL symbol on armored front indicate listing.

Windstorm Certification

Windstorm certification information is listed in the Corbin Russwin FE6600 Series catalog.

Any retrofit or other field modification to a fire rated opening can potentially impact the fire rating of the opening, and Corbin Russwin, Inc. makes no representations or warranties concerning what such impact may be in any specific situation. When retrofitting any portion of an existing fire rated opening, or specifying and installing a new fire-rated opening, please consult with a code specialist or local code official (Authority Having Jurisdiction) to ensure compliance with all applicable codes and ratings.

*UL294 listing for SN200 Series available with B03, B04, or B0D reader modifier only. SN210 is always UL294 compliant. See How to Order for more detail.

Sold through:



Authorized Channel Partner
ASSA ABLOY

High Security Monitoring Options

FE6600 SN Series Multi-Point Locks

FE6600 Series Electrified Multi-Point Lock with High Security Monitoring

The EcoFlex® electrified mortise lock platform, including SN Series, is available with internal end-of-line resistors for comprehensive monitoring of the circuit between the access control panel and lock, as well as deadbolt privacy function.

High Security Monitoring Options

- **Internal End-of-Line Monitoring**

Integrated directly into the mortise lock, internal end-of-line resistors monitor the line from the access control panel to the lock. Typically, resistors are installed at the panel or above the door, creating vulnerability between the resistors and the locks. Incorporating resistors within the lock eliminates any risk of undetected tampering or damage, while also reducing installation costs, simplifying specifications, and offering the assurance of a factory installed and tested product.

Select a compatible resistor configuration and add the appropriate quick code to your order string:

- **R01:** Mercury and Lenel compatible 1K Ω /2K Ω resistance supervision
- **R03:** Software House compatible 1K Ω /2K Ω resistance supervision
- **R04:** AMAG compatible 4-state supervision

- **Deadbolt Privacy Function (PHR)**

- Engaging the deadbolt disables remote access control unlocking (keypad or card reader) or scheduled unlock.
- Ideal for personal privacy areas, such as nursing rooms, on-call doctors' rooms, restrooms, and shower areas
- To order, add the PHR quick code to your order string (available with deadbolt functions only)



Trim Options

FE6600 SN Series Multi-Point Locks

Standard

Lever	A Rose	B Rose	F Rose				
Armstrong	ASA	ASB	ASF				
Newport	NSA	NSB	NSF	Armstrong	Citation	Dirke	Essex*
Princeton	PSA	PSB	PSF				
Citation	CSA	CSB	CSF	Lustra*	Newport*	Princeton*	Regis
Dirke	DSA	DSB	DSF				
Essex	ESA	ESB	ESF				
Lustra	LSA	LSB	LSF				
Regis	RSA	RSB	RSF				

Vineyard™	G Rose			
Frascati	FSG			
Merlot	MSG	Frascati	Merlot	Zinfandel
Zinfandel	ZSG			

Muséo®		V Rose	U Rose	T Rose	Y Rose	X Rose	W Rose				
Georgia	102	102V	102U	102T	102Y	102X	102W				
	103	103V	103U	103T	103Y	103X	103W				
	104	104V	104U	104T	104Y	104X	104W				
	124	124V	124U	124T	124Y	124X	124W				
	125	125V	125U	125T	125Y	125X	125W				
Salvador	106	106V	106U	106T	106Y	106X	106W				
	107	107V	107U	107T	107Y	107X	107W				
	108	108V	108U	108T	108Y	108X	108W				
	109	109V	109U	109T	109Y	109X	109W				
	110	110V	110U	110T	110Y	110X	110W				
	123	123V	123U	123T	123Y	123X	123W				
	128	128V	128U	128T	128Y	128X	128W				
	129	129V	129U	129T	129Y	129X	129W				
Marc	111	111V	111U	111T	111Y	111X	111W				
	112	112V	112U	112T	112Y	112X	112W				
	114	114V	114U	114T	114Y	114X	114W				
	115	115V	115U	115T	115Y	115X	115W				
	116	116V	116U	116T	116Y	116X	116W				
	131	131V	131U	131T	131Y	131X	131W				
	151	151V	151U	151T	151Y	151X	151W				
Jackson	105	105V	105U	105T	105Y	105X	105W				
	117	117V	117U	117T	117Y	117X	117W				
	119	119V	119U	119T	119Y	119X	119W				
	121	121V	121U	121T	121Y	121X	121W				
	126	126V	126U	126T	126Y	126X	126W				
	152	152V	152U	152T	152Y	152X	152W				
Piet	21G	21GV	21GU	21GT	21GY	21GX	21GW				
	21L	21LV	21LU	21LT	21LY	21LX	21LW				
	21M	21MV	21MU	21MT	21MY	21MX	21MW				
	21S	21SV	21SU	21ST	21SY	21SX	21SW				
	23M	23MV	23MU	23MT	23MY	23MX	23MW				
	25M	25MV	25MU	25MT	25MY	25MX	25MW				
	27M	27MV	27MU	27MT	27MY	27MX	27MW				

1. Complies with codes requiring lever to return to within 1/2" (13mm) of door face.
 2. Not available with Inspire™ Roseless Trim
 3. Not available in 32D or 32 finish

FE6600 SN Series Multi-Point Locks



**Grooved Insert
21G**



**Leather Insert
21L**



**Polished with
Satin Insert
21M**



**Santoprene™
Insert
21S**



**With Raised Band
23M**



**Plain
25M**



**Plain with Two
Grooves
27M**

Piet Finish Codes

Finish	Piet Code*	Description
630	30	Satin Stainless Steel
629	29	Bright Stainless Steel
613E	3E	Dark Oxidized Satin Bronze, Equivalent
BSP	BS	Black Suede Powder Coat
WSP	WS	White Suede Powder Coat
N/A	BK	Black (Santoprene™ or leather insert)
N/A	BN	Brown (leather insert)
N/A	00	No Insert

*Code used to specify Piet Collection finishes only. Use available finishes list to specify desired finish when ordering.

Piet Lever Descriptions & Available Finishes

Lever Designation	Lever Description	Available Finishes (as ordered)
21G	Grooved Insert	303030, 292929, 293029, 302930, 3E003E, BS00BS OR WS00WS
21L	Leather Insert	30BK30, 30BN30, 29BK29, 29BN29, 3EBK3E, BSBKBS, WSBKWS, 3EBN3E, BSNBNS OR WSNBNS
21M	Metallic Insert	293029**
21S	Santoprene Insert	30BK30, 29BK29, 3E003E, BS00BS or WS00WS
23M	Raised Band	290030, 290029, 300030, 300029, 3E003E, BS00BS OR WS00WS
25M	Plain	290029, 300030, 3E003E, BS00BS or WS00WS
27M	Two Grooves	290029, 300030, 3E003E, BS00BS or WS00WS

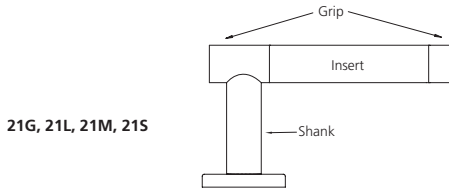
**Two-tone finish - grip of lever is 630, balance of lever is 629. Rose/escutcheon and lock finish will be 629.



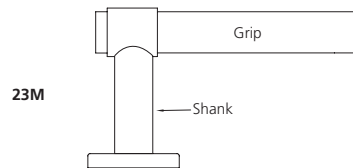
How to Order

FE6600 SN Series Multi-Point Locks

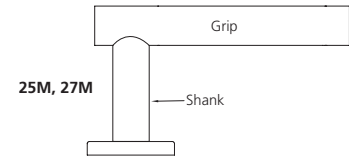
How to Order the Muséo® Piet Lever Collection



21G, 21L, 21M, 21S



23M



25M, 27M

Stock Order

Quantity	Function	Trim	Lever Finish	Lock Finish*	Handing	Required Options			
						Technology Code**	Reader Code	Reader Modifier	Fail Safe/ Fail Secure
2	FE66609	21MV	293029	629	RHR	SN200	BIPS	BOE	SEC

- › FE6600 Multi-Point Lock x Wiegand x Deadbolt x Fail-Secure
- › Muséo® Piet Lever 21M - Polished with Satin Insert – with V rose
- › 293029 Lever Finish
- › Polished with satin stainless steel insert (630), polished stainless steel (629) shank and polished stainless steel (629) grip
- › 629 Lock Finish
- › Right hand reverse
- › Signo Technology BLE Ready reader, black

Stock Order

Quantity	Function	Trim	Lever Finish	Lock Finish*	Handing	Required Options			
						Technology Code**	Reader Code	Reader Modifier	Fail Safe/ Fail Secure
2	FE66609	21GU	292929	629	RHR	SN210	BIKPS	BOE	SEC

- › FE6600 Multi-Point Lock x OSDP x Deadbolt x Fail-Secure
- › 629 Lock Finish
- › Right hand reverse
- › Signo Technology BLE Ready reader, black with Keypad

*Escutcheons (lock finish) are plated to match polished stainless steel (629) and satin stainless steel (630) finishes.

**SN210 BIS, BIKS, BIPS and BKIPS only available with BOE reader modifier; SN210 FIPS and FIKPS only available with B03 or B0D reader modifier.

Sold through:



Authorized Channel Partner
ASSA ABLOY

How to Order

FE6600 SN Series Multi-Point Locks

Ordering Examples

Stock Order

Quantity	Series/ Function	Trim	Finish	Hand	Technology Code**	Required Options		
						Reader Code	Reader Modifier	Fail Safe/ Fail Secure
24	FE66609	111X	626	RHR	SN200	BIPS	B03	SEC

- › FE6600 Multi-Point Lock x Wiegand x Deadbolt x Fail-Secure
- › Muséo® lever 111 with X rose
- › Satin chrome finish
- › Right hand reverse
- › Signo Technology BLE Ready reader, black

Split Trim/Finish Order

Quantity	Series/ Function	Trim		Finish		Hand	Technology Code**	Required Options		
		Outside	Inside	Outside	Inside			Reader Code	Reader Modifier	Fail Safe/ Fail Secure
24	FE66609	CSA	CSA	626	606	RHR	SN210	BIKPS	BOE	SEC

FE6600 Multi-Point Lock x OSDP x Deadbolt x Fail-Secure

Outside:

- › Citation lever x wrought rose
- › Satin chrome finish
- › Right hand reverse
- › Signo Technology BLE Ready reader, black with Keypad

Inside:

- › Citation lever x wrought rose
- › Satin brass finish

Contract/Detailed Order

Quantity	Series/ Function	Trim	Finish	Hand	Required Options			
					Technology Code**	Reader Code	Reader Modifier	Fail Safe/ Fail Secure
24	FE66609	LWA	626	RHR	SN200	BIPS	BOE	SAF

- › FE6600 Multi-Point Lock x Wiegand x Deadbolt x Fail-Safe
- › Lustra lever x wrought A rose
- › Satin chrome finish
- › Right hand reverse
- › Signo Technology BLE Ready reader, black

**SN210 BIS, BIKS, BIPS and BKIPS only available with BOE reader modifier; SN210 FIPS and FIKPS only available with B03 or B0D reader modifier.



How to Order

FE6600 SN Series Multi-Point Locks

Ordering Examples

Quantity	Series/ Function	Trim	Finish	Hand	Technology Code*	Reader Code	Reader Modifier	Fail-Safe/ Fail-Secure	High Security Monitoring Options
2	FE66609	111X	626	RHR	SN200	BIPS	B0E	SEC	PHRR01

- › FE6600 Mortise Lock x Wiegand x No Cylinder x Deadbolt x Fail-Secure
- › Muséo® lever 111 with X rose
- › Satin chrome finish
- › Right hand reverse
- › HID® Signo Technology BLE Ready reader, black
- › Deadbolt privacy function, Mercury and Lenel compatible 1KΩ/2KΩ resistance supervision

Quantity	Series/ Function	Trim	Finish	Hand	Technology Code*	Reader Code	Reader Modifier	Fail-Safe/ Fail-Secure	High Security Monitoring Options
2	FE66609	111X	626	RHR	SN210	BIKPS	B0E	SEC	R03

- › FE6600 Mortise Lock x OSDP x No Cylinder x Deadbolt x Fail-Secure
- › Muséo® lever 111 with X rose
- › Satin chrome finish
- › Right hand reverse
- › Signo Technology BLE Ready reader, black with Keypad
- › Software House compatible 1KΩ/2KΩ resistance supervision

*SN210 BIS, BIKS, BIPS and BKIPS only available with B0E reader modifier; SN210 FIPS and FIKPS only available with B03 or B0D reader modifier.

Sold through:



Authorized Channel Partner
ASSA ABLOY

Ordering/Quick Codes

FE6600 SN Series Multi-Point Locks

Function

Description	Specify
No key override, with deadbolt	FE66609 x SN200 (Wiegand) SN210 (OSDP)

Fail-Safe/Fail-Secure Quick Code

Description	Specify
Fail-Safe	SAF
Fail-Secure	SEC

Hand

Description	Specify
Right Hand	RH
Right Hand Reverse	RHR
Left Hand	LH
Left Hand Reverse	LHR

End-of-Line Resistors and Deadbolt Privacy Quick Code

Description	Specify
No End-of-Line Resistors	Blank
Mercury / Lenel 1KΩ/2KΩ	R01
Software House 1KΩ/2KΩ	R03
AMAG 4-State Supervision	R04
Deadbolt Privacy	PHR
Deadbolt Privacy and Mercury / Lenel 1KΩ/2KΩ	PHRR01
Deadbolt Privacy and Software House 1KΩ/2KΩ	PHRR03
Deadbolt Privacy and AMAG 4-State	PHRR04

Finish*

Description	Specify
Polished Brass, Clear Coated	605
Satin Brass, Clear Coated	606
Polished Bronze, Clear Coated	611
Satin Bronze, Clear Coated	612
Dark Oxidized Satin Bronze, Oil Rubbed	613 ¹
Dark Oxidized Satin Bronze - Equivalent	613E
Dark Oxidized Satin Bronze, Clear Coated	613L
Polished Nickel	618
Satin Nickel	619
Polished Chrome	625
Satin Chrome	626
Satin Chrome with MicroShield®	626C
Bright Stainless Steel	629 ³
Satin Stainless Steel	630 ³
Satin Stainless Steel with MicroShield®	630C
Black Oxidized Bronze, Oil Rubbed	722 ²
Black Suede Powder Coat	BSP
White Suede Powder Coat	WSP

¹ New, March 2007

² Formerly 613 prior to March 2007

³ Escutcheon finished to match 629, 630 finish

*See page 48 for finish options available for the Muséo® Piet Lever Collection.

Reader Code

Description	Specify
HID Mobile Access®/ Bluetooth Smart; High Frequency credentials ONLY supported	BIS
HID Mobile Access®/ Bluetooth Smart; High Frequency credentials ONLY supported with Keypad	BIKS
HID Mobile Access®/ Bluetooth Smart; High and Low frequency credentials supported	BIPS
HID Mobile Access®/ Bluetooth Smart; High and Low frequency credentials supported with Keypad	BIKPS
PIV Compatible	FIPS**
PIV Compatible with Keypad	FIKPS**

**Please contact your local Door Security Solutions sales representative for FIPS and FIKPS availability.

Reader Modifier

Description	Specify
UL294 Compliant, tamper wire connected BIS/BIKS/ BIPS/BIKPS/FIPS/FIKPS: 200-bit output (FIPS/FIKPS)	B03
Non-UL294 Compliant, green LED wire connected BIS, BIKS, BIPS, BIKPS only	B0E
UL294 Compliant, tamper wire connected FIPS/FIKPS: 75-bit output	B04
UL294 Compliant, tamper wire connected FIPS/FIKPS: 128-bit output	B0D
Non-UL294 Compliant, green LED wire connected FIPS/FIKPS: 200-bit output	B0F
Non-UL294 Compliant, green LED wire connected FIPS/FIKPS: 75-bit output	B0G
Non-UL294 Compliant, green LED wire connected FIPS/FIKPS: 128-bit output	B0H



Features

MP9800 SN Series Multi-Point Vertical Rod Locks

Eliminating the need for automatic flushbolts and coordinators, the SN Series MP9800 Series provides flexibility, simplicity, strength, durability, aesthetics and innovation. These locks are perfect for a wide variety of applications that do not require panic/exit devices, such as conference rooms, commercial office buildings, convention centers, upscale condominiums and residential applications, medical and educational institutions.

SN Series MP9800 Series multi-point locks are offered in a variety of functions for aluminum, wood and metal doors. Single point top latching can also be specified (M55 option), eliminating the bottom strike and the additional installation work required with a bottom bolt. Rods are retracted by dual mounted controls offering wide a variety of functions.

Featuring EcoFlex® Technology

- Reduces energy consumption up to 86%, as certified by GreenCircle
 - Lower operating costs
 - Assists with load reduction in optimizing energy performance credit in LEED
 - Reduces number of power supplies required
- Available with either keypad or non-keypad reader
- Field configurable to fail-safe or fail-secure
- Lock operates from 12-24VDC, offering greater flexibility in system design
- Innovative actuator design provides superior reliability
 - Higher performance and reduced maintenance
 - Ability to have longer cable runs without negatively impacting lock function
 - Reduces risk of voltage drops and eliminates inductive kickback
 - Lower total cost of ownership



Latching

Top and Bottom or Top only (M55).

Trim

Features EcoFlex® technology. Available with all lever designs. Auxiliary Control offers cylinder override for 01, 40, 50, 903 & 905 functions.

MPER and MPES controls are standard controls with back plates

- Mounted between the trim and the door
- Required for wood doors
- Optional for metal doors
- May be used to cover existing door preps



Top and Bottom Bolts

Stainless steel top and bottom bolt travels 7/16" (11mm). Projection adjustable up to 1" (25mm).

Strikes

See page 90.

Applications

Pairs of doors that do not require panic devices

When flush bolts are not permitted in:

- Assembly
- Education
- Healthcare
- Hazard Occupancy

Single doors that do not require a panic device with power operators

Thermal Pins

MP9800A x M55: supplied with ONE thermal pin per fire-rated lock, for installation on pairs of fire-rated doors.

Key Override/Auxillary Control

AUX15 Series Auxillary Control offers key override for SN Series MP9800 Series.

Available functions are 55 & 59

Supplied with a Corbin Russwin mortise cylinder.

To order, add AUX155 or AUX159 to the order string after hand description.

The MP9800 Series is available for fire rated wood or metal door.

The SN200 Series MP9800 Multi-Point product is available with two options for UL294 compliance and reader LED indicator configuration:

1. Bluetooth Smart, UL294 Compliant, tamper wire connected:
 - LED displays red in locked and unlocked state
 - Listed to UL294 (Access Control System Units)
2. Bluetooth Smart, Non-UL294 Compliant, green LED wire connected:
 - LED displays red in locked state and green in unlocked state
 - Provides easy visual identification of lock status
 - Product is NOT compliant to UL294 (Access Control System Units)

Keying Features Available

- Master Keying
- Construction master keying
- Visual key control
- Concealed key control
- Interchangeable core (IC)

See Quick Codes Page 83 for cylinder options

Keys

Two nickel silver standard

Warranty

5 year.

Certification/Compliance

ANSI

Meets A117.1 Accessibility Code.

UL /cUL

Three-hour fire-rated locks listed as fire hardware for A label and lesser class 8' x 8' double doors; UL symbol on cover indicates listing. Any retrofit or other field modification to a fire-rated opening can potentially impact the fire rating of the opening, and Corbin Russwin, Inc. makes no representations or warranties concerning what such impact may be in any specific situation. When retrofitting any portion of an existing fire-rated opening, or specifying and installing a new fire-rated opening, please consult with a code specialist or local code official (Authority Having Jurisdiction) to ensure compliance with all applicable codes and ratings.

Listed to UL 294 (Access Control

System Units); Directory ALVY. BP10423**

California State Reference Code

This product has been approved by the California State Fire Marshal pursuant to section 13144.1 of the California Health and Safety Code.

NFPA

All fire-rated locks comply with NFPA 80 Fire Doors and Windows.

ADA

Lever trims comply with Americans with Disabilities Act.

*Must specify MPAD or MPWD when ordering
**UL294 listing for SN200 Series available with B03, B04, or B0D reader modifier only. SN210 is always UL294 compliant. See How to Order for more detail.

Features

Handing

Handed

Doors*

Metal doors, 1-3/4" (44mm) door thickness standard (STD), 4-1/2" minimum stile, 2-1/4" backset (STD).

Aluminum doors, 1-3/4" (44mm) door thickness (STD), 1-7/8" minimum stile, 7/8" backset (STD) for double doors, 1-1/8" backset for single doors.

Wood doors, 1-3/4" (44mm) door thickness standard, 4-1/2" minimum stile, 2-1/4" backset standard.

Mounting

Supplied fasteners are for all doors with through-bolts for trim.

Sold through:



Authorized Channel Partner
ASSA ABLOY

Functions

MP9800 SN Series Multi-Point Locks

Available Function Combinations:		Outside Function (E)		
		903	905	
Passage only (no cylinder)	Inside Function (N)	10	X	X
Classroom (key unlocks/locks trim)		45	X	X
Storeroom (key unlocks trim, trim relocks when key is removed)		49	X	X
<i>Electrified Trim - Fail Safe (no cylinder)</i>		<i>(903)</i>		
<i>Electrified Trim - Fail Secure (no cylinder)</i>		<i>(905)</i>		

Note: 903 and 905 are not available as inside functions, except in special requests. The italicized lines are for reference only.





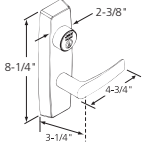

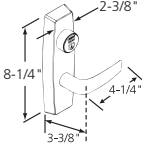


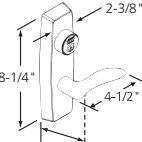


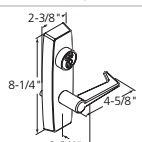


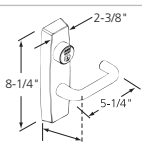


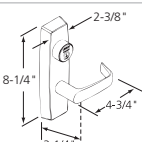


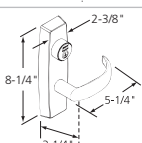

Trim Options

MP9800 SN Series Multi-Point Locks

Features:

- Beveled edges
- 5-year limited warranty

Note: Must designate E for exterior function or N for interior function when specifying order.

Pull Trim Design			Trim Designation	
	Armstrong Lever: Cast Escutcheon: Forged			A
	Citation Lever: Cast Escutcheon: Forged			C
	Dirke Lever: Cast Escutcheon: Forged Handed: Specify RHR or LHR			D
	Essex Lever: Cast Escutcheon: Forged			E
	Lustra Lever: Cast Escutcheon: Forged			L
	Newport Lever: Cast Escutcheon: Forged			N
	Regis Lever: Cast Escutcheon: Forged			R
	Princeton Lever: Cast Escutcheon: Forged			PR
	Blank Escutcheon Plate 01			01

Sold through:



Authorized Channel Partner
ASSA ABLOY

Trim Options









































MP9800 SN Series Multi-Point Locks

Muséo Collection trim is available in a broad array of designs and finishes.

All levers meet ADA compliance for national codes. Visit the online Decorative Hardware Product Selector at selector.CorbinRusswin.com to mix and match styles and finishes.

Note: Must designate E for exterior function or N for interior function when specifying order.

Muséo®

Georgia							
	102	103	104 ³	124 ¹	125 ¹		
Salvador							
	106	107	108	109	110	123 ¹	128 ¹
Marc							
	111 ³	112 ³	114 ³	115 ³	116 ³	131 ^{1,3}	151
Jackson							
	105 ³	117 ³	119 ³	121 ³	126 ^{1,3}	152	
Piet*							
	21G	21L	21M	21S	23M	25M	27M
Joseph²							
	133	134 ²	135	136 ¹	137	138 ¹	
Georges							
	139	143					

1. Complies with codes requiring lever to return to within 1/2" (13mm) of door face.

2. 135-138 contain white or black polycarbonate inserts

3. Not available in 629 or 630 finish



Motorized Electric Latch Retraction Option (MELR)

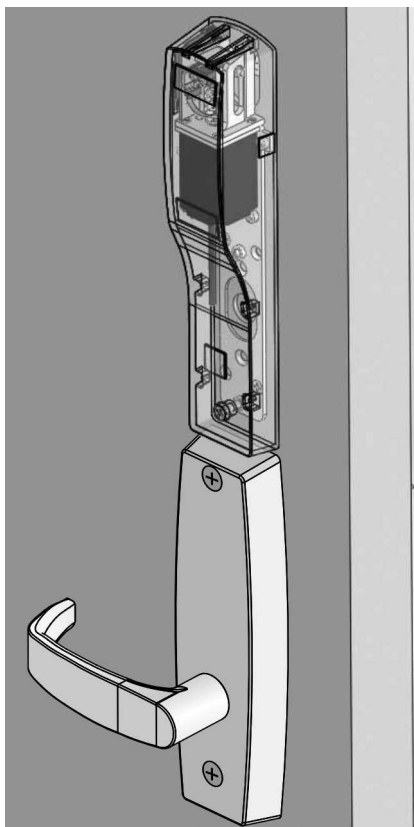
MP9800 SN Series Multi-Point Locks

Corbin Russwin's Motorized Electric Latch Retraction (MELR) is the perfect choice for high traffic doors that require access control. This non-handed module is durable and easy to install. It utilizes a latch retraction motor rather than a solenoid, ensuring quiet operation ideal for locations such as conference rooms, theaters and libraries. Once retracted, the door functions in a push/pull manner.

The MELR can be dogged for momentary ingress and egress and is commonly used in conjunction with an automatic door operator. The lock can be dogged continuously on fire-rated locks that are tied into the building's fire detection system.

The SN200 Series MP9800 Multi-Point product with MELR is available with two options for reader LED indicator configuration:

1. Bluetooth Smart, tamper wire connected:
 - LED displays red in locked and unlocked state
2. Bluetooth Smart, green LED wire connected:
 - LED displays red in locked state and green in unlocked state
 - Provides easy visual identification of lock status



Motorized Electric Latch Retraction Features

- 5 year warranty
- Patent pending
- Field serviceable - modular design
- Motor-driven latch retraction for smooth, precise operation
- Amount of latch retraction is automatically controlled by the MELR circuitry; System actively monitors its position and adjusts itself
- Digital retraction timer (0-20 seconds; factory setting is 0)
- Standard electric hinge - no special power transfer required
- Can be used for continuous and intermittent use
- UL Listed for Class II Circuitry
- Power Requirements: 12VDC regulated/filtered power supply (3500 Series)
- Current draw:
 - SN Series Reader: (12VDC) 250mA
 - MELR Module (12VDC): 850mA during retraction & 250mA maintained in dogged position
- Available for MP9800 series only
- See McKINNEY's Transfer Device Solutions Catalog for QC Hinge and cable requirements

Optional Accessories

- Power Supply (BPS)
- Keyswitch (MKA)
- Keypad (DK-12)
- Door Status Switch (708F989)
- Push Button Switch (PB2)

Sold through:



Authorized Channel Partner
ASSA ABLOY

MELR Function Combinations & Electrical Options

MP9800 SN Series Multi-Point Locks

Available Function Combinations When Used With an MELR option		Inside Function (N)						
		10	45*	49*	52	55*	59*	
Blank Escutcheon Plate	Outside Function (E)	01	X	X	X		X	X
No outside Operation (No Cylinder); Pull Only		40+	X	X	X		X	X
Class Room Key Outside Unlocks/locks Trim		45	X	X	X		X	X
Key unlocks Trim; Trim retracts latch; Trim relocks when key is removed		49	X	X	X		X	X
Freewheeling Trim; No Outside Operation		50	X	X	X		X	X
Key outside unlocks/locks O/S trim; Key inside unlocks/locks O/S trim		52				X		
Freewheeling Trim; Key Outside Unlocks/locks Trim		55	X	X	X		X	X
Freewheeling Trim; Key unlocks Trim; Trim retracts latch/Trim relocks when key is removed		59	X	X	X		X	X

* Not recommended for use on any door used for Life Safety egress
+ Rigid lever



How to Order

MP9800 SN Series Multi-Point Locks

Ordering Examples

Contract/Detailed Order - Standard MP9800

Quantity	Series/ Function	Trim/Exterior Function	Trim/ Interior Function	Finish	Hand	Door Thickness	Door Height	Misc. Options	Voltage	Required Options		
										Technology Code**	Reader Code	Reader Modifier
2	MP9800	DE905	DN10	626	LHR	D214	H0800	M55	12AD	SN200	BIPS	BOE

- › MP9800 Multi-Point Vertical Rod Lock x Wiegand x Deadbolt
- › Interior Function: Passage only (no cylinder)
- › Exterior Function: Electrified Trim, Fail Secure
- › Satin chrome finish
- › Left hand reverse
- › Signo Technology BLE Ready reader, black

Contract/Detailed Order - MP9800 with MELR

Quantity	Series/ Function	Trim/Exterior Function	Trim/ Interior Function	Finish	Hand	Door Thickness	Door Height	Misc. Options	Voltage	Required Options		
										Technology Code**	Reader Code	Reader Modifier
2	MP9800	DE49	DN10	626	LHR	D214	H0800	MELR	12AD	SN210	BIKPS	BOE

- › MP9800 Multi-Point Vertical Rod Lock with MELR x OSDP x Deadbolt
- › Exterior function: Key unlocks trim; Trim retracts latch; Trim relocks when key is removed
- › Interior function: Passage only (no cylinder)
- › Satin chrome finish
- › Left hand reverse
- › Signo Technology BLE Ready reader, black with Keypad

*SN210 BIS, BIKS, BIPS and BKIPS only available with BOE reader modifier; SN210 FIPS and FIKPS only available with B03 or B0D reader modifier.

Sold through:



Authorized Channel Partner
ASSA ABLOY

Ordering/Quick Codes

MP9800 SN Series Multi-Point Locks

Function

Description	Specify
No key override, with deadbolt	MP9800 x SN200 (Wiegand) SN210 (OSDP)

Fail-Safe/Fail-Secure Quick Code

Description	Specify
Fail-Safe	SAF
Fail-Secure	SEC

Hand

Description	Specify
Right Hand	RH
Right Hand Reverse	RHR
Left Hand	LH
Left Hand Reverse	LHR

Door Thickness

Description	Specify
1-3/4" (44mm)	(standard)
2" (51mm)	D200
2-1/4" (57mm)	D214

Door Height

Description	Specify
7'0"	(standard)
7'2"	H0702
7'6"	H0706
8'0"	H0800
9'0"	H0900
10'0"	H1000

Finish

Description	Specify
Polished Brass, Clear Coated	605
Satin Brass, Clear Coated	606
Polished Bronze, Clear Coated	611
Satin Bronze, Clear Coated	612
Dark Oxidized Satin Bronze, Oil Rubbed	613
Dark Oxidized Satin Bronze - Equivalent	613E
Polished Nickel	618
Satin Nickel	619
Polished Chrome	625
Satin Chrome	626
Satin Chrome with MicroShield®	626C
Bright Stainless Steel	629*
Satin Stainless Steel	630*
Satin Stainless Steel with MicroShield®	630C
Black Oxidized Bronze, Oil Rubbed	722
Black Suede Powder Coat	BSP
White Suede Powder Coat	WSP

*Escutcheon finished to match 629, 630 finish

Miscellaneous Options

Description	Specify
Torx® head screws	M04
Knurling outside and inside	M20*
Knurling outside only	M21*
Knurling inside only	M22*
Abrasive coat outside and inside	M23
Abrasive coat inside only	M24
Abrasive coat outside only	M25
Less bottom vertical rod	M55
Windstorm	M107
Aluminum Door	MPAD
Rectangular Back Plate (Required for Wood Door - MPWD)	MPER
Back Plate (Required for Wood Door - MPWD)	MPES
Lever Hold Back	MPHB
Wood Door	MPWD
Aux Control (Classroom)	AUX155
Aux Control (Storeroom)	AUX159

*All levers provided in a powder coat finish will be supplied with an abrasive coating

Reader Code

Description	Specify
HID Mobile Access®/ Bluetooth Smart High Frequency credentials ONLY supported	BIS
HID Mobile Access®/ Bluetooth Smart; High Frequency credentials ONLY supported with Keypad	BIKS
HID Mobile Access®/ Bluetooth Smart; High and Low frequency credentials supported	BIPS
HID Mobile Access®/ Bluetooth Smart; High and Low frequency credentials supported with Keypad	BIKPS
PIV Compatible	FIPS**
PIV Compatible with Keypad	FIKPS**

**Please contact your local Door Security Solutions sales representative for FIPS and FIKPS availability.

Reader Modifier

Description	Specify
UL294 Compliant, tamper wire connected BIS/BIKS/ BIPS/BIKPS/FIPS/FIKPS: 200-bit output (FIPS/FIKPS)	B03**
Non-UL294 Compliant, green LED wire connected BIS, BIKS, BIPS, BIKPS only	B0E
UL294 Compliant, tamper wire connected FIPS/FIKPS: 75-bit output	B04
UL294 Compliant, tamper wire connected FIPS/FIKPS: 128-bit output	B0D
Non-UL294 Compliant, green LED wire connected FIPS/FIKPS: 200-bit output	B0F
Non-UL294 Compliant, green LED wire connected FIPS/FIKPS: 75-bit output	B0G
Non-UL294 Compliant, green LED wire connected FIPS/FIKPS: 128-bit output	B0H

*UL294 listing for SN200 Series available with B03, B04, or B0D reader modifier only. SN210 is always UL294 compliant except for MELR variant which is NOT compliant to UL294.

**SN210 BIS, BIKS, BIPS, BIKPS available with B0E Reader Modifier only



Accessories

SN Series

Requirements for Electrical and Data Transfer

To answer the demand for "smart" electronic access control and locking solutions that require fast, easy, and cost-effective installation, ASSA ABLOY Group brands use the ElectroLynx standardized plug-in connectors and color-coded wiring system.

With ElectroLynx, doorway components come pre-wired for easy hookup to the power source. Key to the system is the transfer device hinge that carries power from the frame to the locking hardware.

Features of ElectroLynx:

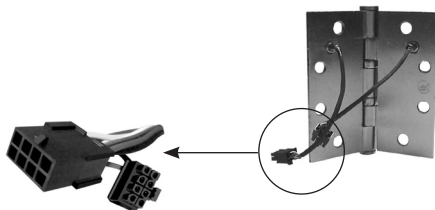
- Makes it easy to bring power to the locking hardware
- Wires have connectors that snap together, like plugging a telephone into a jack

To connect SN Series hardware to the electronic access control system, the following items are required:

- SN Series mortise or cylindrical lock, or exit device
- ASSA ABLOY Door Group pre-wired door, or ElectroLynx retrofit cable (order from McKinney)
- Electronic transfer device (ElectroLynx electronic transfer hinge or Electrical Power Transfer with standard hinge, from McKinney)
- ElectroLynx cable from the hinge to above the ceiling (order from McKinney)

Information regarding cable selection, hinge requirements and order strings can be found in the McKinney Transfer Device Solutions catalog. Consult 800-810-WIRE (9473) with questions on application specifications and requirements.

McKinney QC12 ElectroLynx Hinges (or McKinney EL-EPT) are recommended for Access 600 RNE1 and SN Series Applications



Weatherseal Gasketing

- Gaskets provide sealing between escutcheons and door for exterior applications
- Gasketing and conduit recommended for use on non-fire rated exterior applications only
- To order separately, specify gasket part number(s) on page 87.

Sold through:



Authorized Channel Partner
ASSA ABLOY

Electrical Accessories

SN Series

Wiegand Test Unit


Designed for use with the Corbin Russwin Access 600® RNE1, SE LP10, and SN Series Integrated Wired locks, the ASSA ABLOY Wiegand Test Unit is a user-friendly product demonstration tool that allows you to highlight important features and access control capabilities.

Ideal for troubleshooting, the Wired test unit checks for:

- Proper wiring
- Card reader data integrity
- Lock functionality including lock/unlock, door position and REX

Feature	WT1	WT2
12 or 24VDC lock voltage adjustable	X	X
Operates as Fail Safe or Fail Secure	X	X
"Learn" mode allows testing of specific cards without programming at the panel level	X	X
Card reader data integrity is validated at test unit	X	X
Works with SN Series products	X	X
Displays detailed Wiegand data, including the hexadecimal string and total bits received		X
Displays measured end-of-line resistor values (if applicable)		X
Displays key press data*		X

To order, specify WT1 or WT2



WT1 Wiegand Tester

For directions on use, see operating instructions provided with unit.

Unit works only with SN200 (Wiegand).

*WT2 unit with 1.03 firmware or later is required.


SNT1 Adapter Harness

The SNT1 is an adapter harness that connects and converts OSDP lock signaling to work with a Wiegand Test Unit (WTU).

The kit utilizes an integrated OSDP-to-Wiegand converter module and connects an OSDP lock to a WTU. The SNT1 is used in place of the standard Wiegand harness that is included with a new WTU and is only for use with OSDP locks.

Both WTU variants (WT1 and WT2) are supported by the SNT1 to test the operation and troubleshoot issues with OSDP type Integrated Wired lock products. The WTU connects to the lock using ElectroLynx wiring and functions as a very simple control panel.

Part number: 868F859





Parts and Quick Code Index

SN Series

Hardware

Door Position Switch	708F989
----------------------	---------

Reader Code

Description	Specify
HID Mobile Access®/Bluetooth Smart High Frequency credentials ONLY supported	BIS
HID Mobile Access®/Bluetooth Smart; High Frequency credentials ONLY supported with Keypad	BIKS
HID Mobile Access®/Bluetooth Smart; High and Low frequency credentials supported	BIPS
HID Mobile Access®/Bluetooth Smart; High and Low frequency credentials supported with Keypad	BIKPS
PIV Compatible	FIPS
PIV Compatible with Keypad	FIKPS

Reader Modifier

Description	Specify
UL294 Compliant, tamper wire connected BIS/BIKS/BIPS/BIKPS/FIPS/FIKPS: 200-bit output (FIPS/FIKPS)	B03
Non-UL294 Compliant, green LED wire connected BIS, BIKS, BIPS, BIKPS only	B0E
UL294 Compliant, tamper wire connected FIPS/FIKPS: 75-bit output	B04
UL294 Compliant, tamper wire connected FIPS/FIKPS: 128-bit output	B0D
Non-UL294 Compliant, green LED wire connected FIPS/FIKPS: 200-bit output	B0F
Non-UL294 Compliant, green LED wire connected FIPS/FIKPS: 75-bit output	B0G
Non-UL294 Compliant, green LED wire connected FIPS/FIKPS: 128-bit output	B0H

EcoFlex® Mortise Lock

Fail-Safe/Fail-Secure Quick Code

Specify	Description
SAF	Fail-Safe
SEC	Fail-Secure

EcoFlex® Mortise Lock End-of-Line Resistors and Deadbolt Privacy Quick Code

Description	Specify
No End-of-Line Resistors	Blank
Mercury / Lenel 1KΩ/2KΩ	R01
Software House 1KΩ/2KΩ	R03
AMAG 4-State Supervision	R04
Deadbolt Privacy	PHR
Deadbolt Privacy and Mercury / Lenel 1KΩ/2KΩ	PHRR01
Deadbolt Privacy and Software House 1KΩ/2KΩ	PHRR03
Deadbolt Privacy and AMAG 4-State	PHRR04

Gaskets

Part No	Application	Description	Cylindrical	Mortise	Exit Device
794F519	Exterior	Gasket between heavy duty exit trim and door surface	—	—	•

Sold through:



Authorized Channel Partner
ASSA ABLOY

Electrical Accessories and Quick Codes

SN Series

Electrified Accessories

BPS-24-1	Power supply 1.0 amp @ 24 VDC output
BPS-24-2	Power supply 2 amp @ 24 VDC output
BPS-24-4	Power supply 4 amp @ 24 VDC output
BPS-12-1	Power supply 1 amp @ 12 VDC output
BPS-12-3	Power supply 3 amp @ 12 VDC output
EPTL	Concealed transfer for over 120° swing doors

Electrified Options for Exit Device

Description	Specify
Motorized Electric Latch Retraction	MELR
Exit Alarm Device (cylinder not included)	M61
Bolt Position Monitoring	M91
Request to Exit/Touchbar Monitoring or Signaling	M92
Outside Trim Monitoring or Signaling	M93
Electric Dogging	M97
Mortise Device Lock with Outside Trim Control (Fail Safe)	SAF*
Mortise Device Lock with Outside Trim Control (Fail Secure)	SEC*
Delayed Egress (15 second delay standard)	D
30 second delay(may be accepted by local jurisdiction) (with "0" option only)	M88
BOCA 15-second delay (with "0" option only)	M89
BOCA 3D-second delay (with "0" option only)	M90
Security Monitor	M98^
Trim Gasket	M99

*Only available with E05600L and 5600(A)L.

^9903/9905 trims only.



Quick Codes

SN Series

Cylinder Options

Description	Specify	Cylindrical	Mortise	Exit Device
Conventional 6-pin	(standard)	std	std	•
Conventional 7-pin	7P	•	•	•
Less Cylinder(s)	LC	•	•	std
LFIC				
LFIC 6-pin	C6	•	•	•
LFIC 6-pin Less Core	CL6	•	•	•
LFIC 6-Pin Disposable Core	CT6D	•	•	•
LFIC 6-pin with Temporary Construction Core (Red)	CT6R	•	•	•
LFIC 6-pin with Temporary Construction Core (Blue)	CT6B	•	•	•
LFIC 6-pin with Temporary Construction Core (Green)	CT6G	•	•	•
LFIC 7-pin	C7	•	•	•
LFIC 7-pin Less Core	CL7	•	•	•
LFIC 7-Pin Disposable Core	CT7D	•	•	•
LFIC 7-pin with Temporary Construction Core (Red)	CT7R	•	•	•
LFIC 7-pin with Temporary Construction Core (Blue)	CT7B	•	•	•
LFIC 7-pin with Temporary Construction Core (Green)	CT7G	•	•	•
SFIC				
SFIC 6-pin	C6S	•	•	•
SFIC 6-pin Less Core	CLS6		•	•
SFIC 6-Pin Disposable Core	CT6SD		•	•
SFIC 6-pin with Temporary Construction Core (Blue)	CT6SB	•	•	•
SFIC 7-pin	C7S	•	•	•
SFIC 7-pin Less Core	CLS7		•	•
SFIC 7-Pin Disposable Core	CT7SD		•	•
SFIC 7-pin with Temporary Construction Core (Blue)	CT7SB	•	•	•
SFIC 6- or 7-pin Disposable Code	CTSD	•		
Security				
Security	HS	•	•	•
Security LFIC	CHS	•	•	•
Access 3®				
Access 3® Patented Fixed Core	AP	•	•	•
Access 3® Security Fixed Core	AS	•	•	•
Access 3® High Security Fixed Core	AHS	•	•	•
Access 3® Patented LFIC	ACP	•	•	•
Access 3® Security LFIC	ACS	•	•	•
Access 3® High Security LFIC	ACHS	•	•	•
Pyramid				
Pyramid Security Fixed Core	PS	•	•	•
Pyramid High Security Fixed Core	PHS	•	•	•
Pyramid Security LFIC	PCS	•	•	•
Pyramid High Security LFIC	PCHS	•	•	•
Pyramid LFIC Less Core	CLP	•	•	•
Pyramid with Temporary Construction Core	CTP	•	•	•
Pyramid Disposable Core	CTPD	•	•	•
Keying and Keys				
Keyed Random	KR	•	•	•
Construction Master Keyed (not available for Pyramid)	CMK	•	•	•
2 keys per lock		std	std	std
More than 2 keys	KY# (e.g., KY6)	•	•	•
Visual key control (VKC)				
No biting or keyset stamping on keys or cylinder	VKC0	•	•	•
Keys only	VKC1	•	•	•
Cylinders and keys (not for AS, AHS, ACS, ACHS, HS, CHS, PHS or PCHS)	VKC2	•	•	•
Cylinders only (not for AS, AHS, HS, ACS, ACHS, CHS, PHS or PCHS)	VKC3		•	•
Concealed key control (CKC)				
CKC cylinders with VKC keys	CKC2	•	•	•
CKC cylinders only (not for AS, AHS, HS, ACS, ACHS, CHS, PHS or PCHS)	CKC3	•	•	•

Sold through:



Authorized Channel Partner
ASSA ABLOY

Quick Codes

SN Series

Miscellaneous Options

Part No./ Quick Code	Description	Cylindrical	Mortise	Exit Device
M04	Torx® head screws	•	•	•
M06	Less cylinder, with tailpiece for Schlage® 6-pin fixed core cylinder (all designs)	•		
M08	Lever to accept 6 or 7-pin SFIC (all designs)	•		
M09	Lever to accept SARGENT® 6-pin fixed core cylinder (all designs)	•		
M13	Rounded corners on latch front	•		
M16	3/4" (19mm) throw fire latch	•		
M17	ANSI wrought strike box	•	•	•
M20 ¹	Knurling outside and inside	•	•	•
M21 ¹	Knurling outside only	•	•	•
M22 ¹	Knurling inside only	•	•	•
M23	Abrasive coat outside and inside	•	•	•
M24	Abrasive coat outside only	•	•	•
M25	Abrasive coat inside only	•	•	•
M69	Lever to accept Schlage® LFIC (AZ, NZ, PZ only)	•		
M54	Sex nuts and bolts (SNBs)			•
M64	Wood screws for use on fire-rated solid wood or wood core doors			•
M109	High Impact End Clamp			•
M110	Flush End Cap			•
M200	Rigid outside lever when locked	•		
YC	Less cylinder, with tailpiece for Yale® 6-pin fixed core cylinder (all designs)	•		
YC7	Less cylinder, with tailpiece for Yale® 7-pin fixed core cylinder (all designs)	•		
YRC	Lever to accept Yale® 6-pin LFIC (AZ, NZ, PZ only)	•		

¹ All levers provided in a powder coat finish will be supplied with an abrasive coating

• = available

Note: Specify M08 for levers to accept SFIC cores; which ship standard with temporary disposable core



Quick Codes

SN Series

Strikes - ANSI Curved Lip

Specify	Lip to Center	Cylindrical	Mortise	Exit Device
SA100	1" (25mm)	•		
SA118	1-1/8" (29mm)	•		
SA114	1-1/4" (32mm)	•	•	
SA138	1-3/8" (35mm)	•	•	
SA112	1-1/2" (38mm)	•	•	
SA134	1-3/4" (44mm)	•	•	
SA200	2" (51mm)	•	•	
SA214	2-1/4" (57mm)	•	•	
SA212	2-1/2" (64mm)	•	•	
SA234	2-3/4" (70mm)	•	•	
SA300	3" (76mm)	•	•	

Strikes - ANSI Straight Lip

Specify	Lip to Center	Cylindrical	Mortise	Exit Device
SS078	7/8" (22mm)		•	
(standard)	1-1/8" (29mm)		std	
SS114	1-1/4" (32mm)		•	
SS138	1-3/8" (35mm)		•	
SS112	1-1/2" (38mm)		•	
SS134	1-3/4" (44mm)		•	
SS200	2" (51mm)		•	
SS214	2-1/4" (57mm)		•	
SS212	2-1/2" (64mm)		•	
SS234	2-3/4" (70mm)		•	
SS300	3" (76mm)		•	

Open Back Strike

Specify	Door Thickness	Cylindrical	Mortise	Exit Device
SB134	1-3/4" (44mm)		•	•
SB200	2" (51mm)		•	
SB214	2-1/4" (57mm)		•	•
SR118	Rabbeted front and strike		•	

Backset

Specify	Description	Cylindrical	Mortise	Exit Device
standard	2-3/4" (70mm)	•		
B334	3-3/4" (95mm)	•		
B500	5" (127mm)	•		

Door Width

Specify	Description	Cylindrical	Mortise	Exit Device
W024	24" (610mm)			•
standard	36" (914mm)			std
W048	48" (1219mm)			•

Door Thickness - Mortise

Specify	Door Thickness
D138	1-3/8" (35mm)
D134	1-3/4" (44mm)
D178	1-7/8" (48mm)
D200	2" (51mm)
D218	2-1/8" (54mm)
D214	2-1/4" (57mm)

Door Thickness - Cylindrical

Specify	Door Thickness
std	1-3/4" (44mm) to 2" (51mm)
D214	2-1/8" (54mm) to 2-1/4" (57mm)

Door Thickness - Exit

Specify	Door Thickness
std	1-3/4" (44mm)
D200	2" (51mm)
D214	2-1/4" (57mm)

Sold through:



Authorized Channel Partner
ASSA ABLOY

The ASSA ABLOY Group is the global leader in access solutions. Every day, we help billions of people experience a more open world.

ASSA ABLOY Opening Solutions leads the development within door openings and products for access solutions in homes, businesses and institutions. Our offering includes doors, frames, door and window hardware, mechanical and smart locks, access control and service.



For additional information, contact your
ASSA ABLOY Door Security Solutions
sales consultant or visit www.corbinrusswin.com.

In U.S.
Corbin Russwin
225 Episcopal Road
Berlin, CT 06037
Phone: 800-543-3658
Fax: 800-447-6714
www.corbinrusswin.com

In Canada
ASSA ABLOY Door
Security Solutions Canada
160 Four Valley Drive
Vaughan, Ontario
Canada L4K 4T9
Phone: 800-461-3007
Fax: 905-738-2478
www.assaabloy.ca

MicroShield®
ASSA ABLOY Group companies offer MicroShield®, an anti-microbial coating for door hardware. MicroShield uses proven silver ion-based technology from Agion®, a leading provider of antimicrobial solutions, to stem the spread of bacteria and other microbes.

MicroShield® is a trademark of the respective ASSA ABLOY Group company.



The Agion antimicrobial is not intended as a substitute for good hygiene. Coated products must still be cleaned to ensure the surfaces will be free of destructive microbes. ASSA ABLOY makes no representations or warranties, express or implied, as to the efficacy of the Agion antimicrobial. A copy of the Agion warranty is available upon request. Agion is a registered trademark of Agion Technologies, Inc., Wakefield, MA, USA.