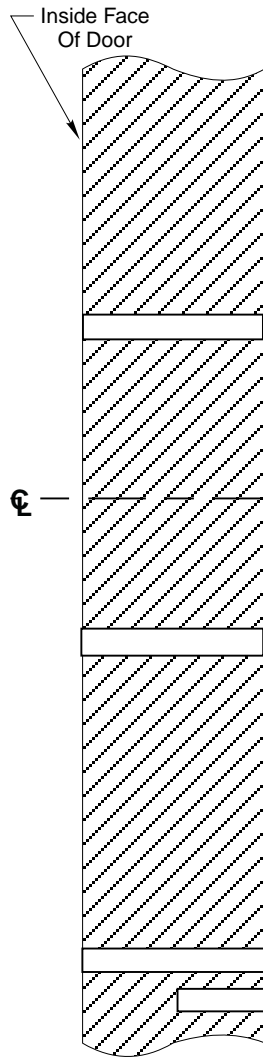
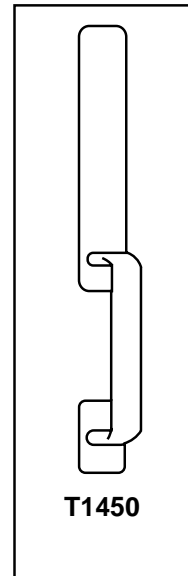


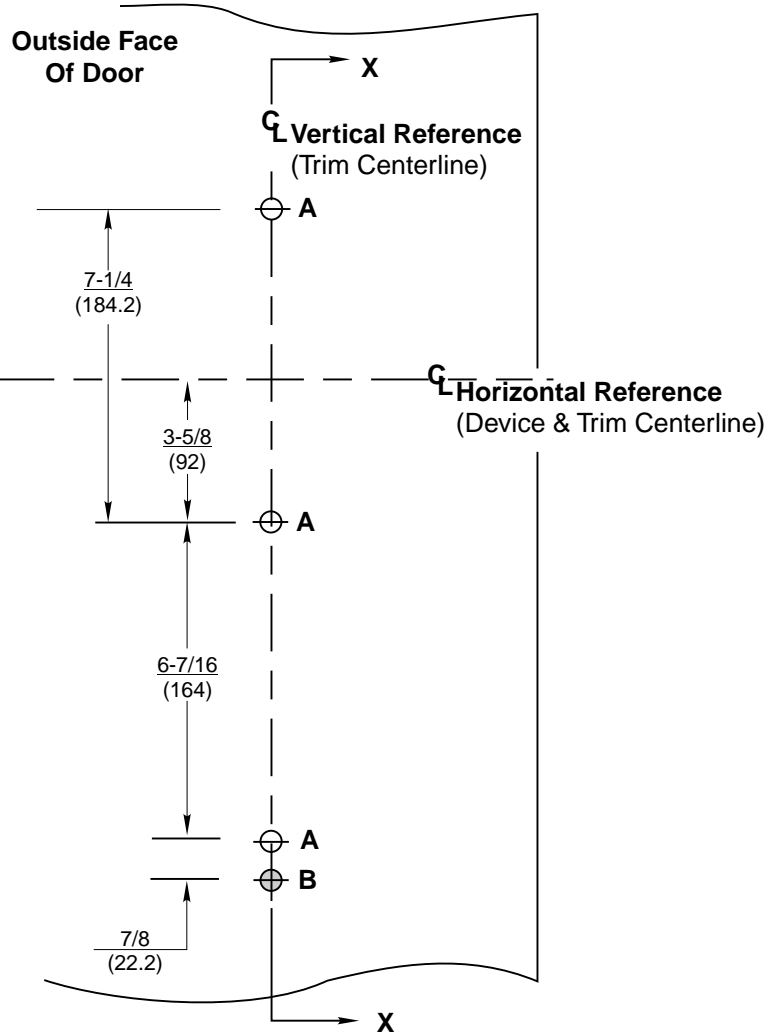
Notes:

1. This template is an addition to the device template. Locate centerlines using horizontal and vertical references on device template.
2. Do not scale drawing.
3. Dimensions are in inches (mm).
4. LHR door shown. Preparation is typical for both door hands.
5. Prepare mounting holes when installing trim.
6. Provide adequate structural support to maintain door integrity during operation.

Hole	Specification
A	1/2(12.50) Dia. Thru Door
B	3/8(9.50) Dia. X 3/4(19) Deep



Section X-X



SUPERSEDES	T30852	DO NOT SCALE DRAWING
TEMPLATE NUMBER	T30852-1	DATE 9-99