

Vineyard™
collection



ASSA ABLOY, the global leader
in door opening solutions

Corbin
Russwin
ASSA ABLOY

table of contents

levers	2
finishes, roses & escutcheons	6
mortise locksets	7
exit devices	8
access control devices	9
master key systems	9

DISTINCTIVELY STYLED LEVER TRIMS

Vineyard™
collection



VINEYARD

The *Vineyard* Collection is made up of choice materials, classical lines, curves and lush finishes. Elegantly designed levers of rare quality are available for the finest commercial openings. *Vineyard* Collection — Corbin Russwin's unparalleled level of creativity and achievement in decorative door hardware.

SELECT VINEYARD FOR YOUR HIGH-PROFILE COMMERCIAL PROJECTS

Vineyard Collection levers blend beauty with security. These levers are ideal for executive office areas, high-end condominiums, airport business clubs, banking centers, hotels, municipal buildings, exclusive retail shops, and upscale theatres.





MERLOT



FRASCATI



ZINFANDEL



TUSCANY



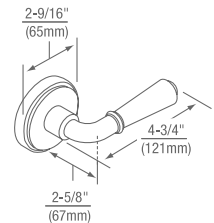
MERLOT

LIKE ITS NAMESAKE, THE
MERLOT BLENDS WITH
— AND ENHANCES — ANY
DÉCOR.



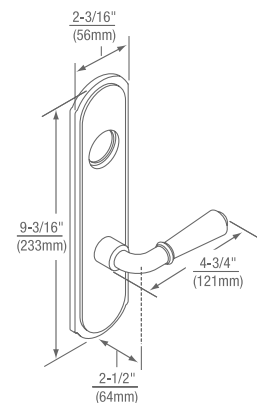
MSG

LEVER: CAST
ROSE: CAST



MSL

LEVER: CAST
ESCUTCHEON: CAST



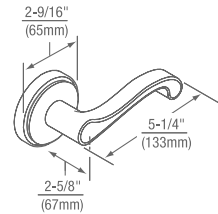
FRASCATI

FRESH YET CLASSIC, THE FRASCATI EXUDES THE CASUAL, TIMELESS ELEGANCE OF THE ROMAN HILLS.



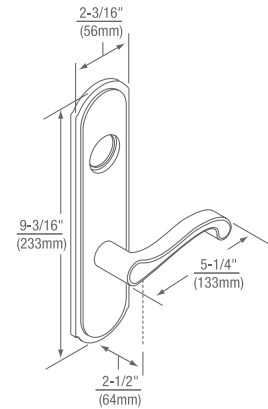
F S G

LEVER: CAST
ROSE: CAST
Specify Hand.



F S L

LEVER: CAST
ESCUTCHEON: CAST
Specify Hand.



LEVERS | FRASCATI



ZINFANDEL

VIGOROUS AND COMPLEX IN DESIGN, THE ZINFANDEL ADDS FINESSE TO ANY OPENING.

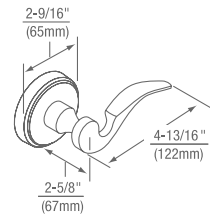


Z S G

LEVER: CAST

ROSE: CAST

Specify Hand.

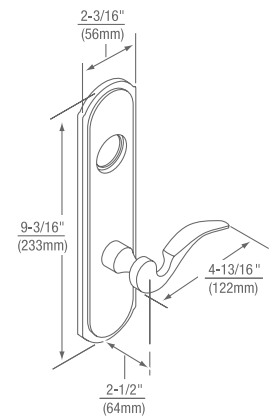


Z S L

LEVER: CAST

ESCUTCHEON: CAST

Specify Hand.

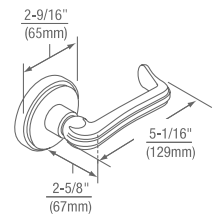


TUSCANY

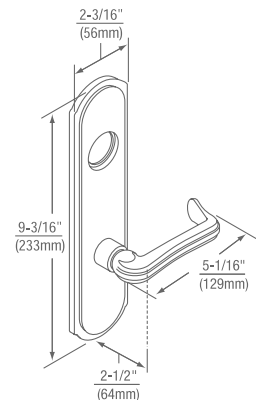
IN TRUE RENAISSANCE SPIRIT,
THE TUSCANY BRINGS BALANCE
AND BEAUTY TO EVERY
INTERIOR.



T S G
LEVER: CAST
ROSE: CAST



T S L
LEVER: CAST
ESCUTCHEON: CAST



LEVERS | TUSCANY



800.543.3658



605-E* Polished brass,
Infini-T®



606-E* Satin brass,
Infini-T®



611 Polished bronze,
clear coated




612 Satin bronze,
clear coated



613 Dark oxidized satin
bronze, oil rubbed
*Also available 613L
Dark oxidized satin
bronze, clear coated*



618 Polished nickel



619 Satin nickel



625 Polished
chrome



626 Satin chrome



722 Black oxidized bronze,
oil rubbed

*Infini-T® finish is a technologically advanced finish produced by a coating technology called Physical Vapor Deposition (PVD). Infini-T® provides the ultimate surface protection against the elements and everyday wear and tear.



G ROSE

2-3/16"
55.56mm



L ESCUTCHEON



ML2000 SERIES MORTISE LOCKSETS

The ML2000 series is a Grade 1 mortise lock designed to meet the rigors of high-traffic commercial, institutional, industrial and government applications. Constructed of heavy-gage steel, the lockbody features our patented Quick Reversible latchbolt (Patent # 6,349,982) and a 1" stainless steel deadbolt.

A wide variety of trim designs and functions and a 10-year warranty lend to the ML2000's versatility and reliability, making it the ideal choice for projects requiring distinctive styling.

ORDER EXAMPLE:

Qty	Series/Function	Trim		Finish		Hand
		Outside	Inside	Outside	Inside	
12	ML2055	ZSL	---	626	---	RHR
24	ML2051	MSG	MSG	605	625	LH





Parabolic Trim
Specify M60



Standard Trim



ED5000 SERIES EXIT DEVICES

Vineyard™ offers the power of choice. With a wide variety of devices, trims, lever designs, and electrified hardware, a high security, aesthetically pleasing locking system can be designed for any building and application. **Design Suite:** A parabolic design option to match our Access 800® styling for a suited look. **Electronics:** The Corbin Russwin ED5000 series electrified exit devices offer a complete range of options that may be integrated into the monitoring security and alarm systems of most buildings. The continuum of appearance is maintained, as well as the security and function of the ED5000 mechanical exit device.

Heavy-Duty Trim: Patented lever release (free wheeling) mechanism for vandal resistance (Patent # 4,920,773). **SecureBolt™:** Deadbolt-style latch design provides increased physical security and vandal resistance. **Delayed Egress Exit Device:** Increases security in many applications such as retail stores and health care facilities.

ORDER EXAMPLE:

Exit Device with Trim

Qty	Exit Device	Trim/Function	Finish	Hand	Cylinder Option
24	ED5600	FR9M55	626	RHR	6P
16	ED5400	TS910	606	RH	---

Door Thickness	Optional Strike	Door Width	Misc. Options
D200	SB134	WO48	---
---	---	---	M60

Trim Only

Qty	Trim/Function	Finish	Hand	Cylinder Option	Door Thickness	Misc Options
12	M957	605	RH	---	D214	M60
36	M955	625	LH	6P	---	---





Access
800® | AC2

ACCESS CONTROL DEVICES

The Access 800® AC2 is a motor driven, battery powered stand-alone system with no hardwiring required, but available if desired. Choose from a variety of mortise and exit device versions for new or retrofit applications.

- Stand-alone access control; no hardwiring necessary
- HID compatible; supports 26, 33, 34 & 35 bit formats
- Fully programmable for time zones, holidays and audit trail
- 9 volt hardwire option available
- Easy to use software
- Interior or exterior applications
- Supporting up to 2000 users

Pyramid®

MASTER KEY SYSTEMS

Pyramid®, Corbin Russwin's patented cylinder (Patent # 6,125,674), is the most secure locking system available. *Pyramid* cylinders are available in both High Security and Security versions. The High Security version is certified by Underwriters Laboratories to UL437 standards.

Pyramid High Security and *Pyramid* Security cylinders can be combined on the same master key system and one key can operate both cylinder types!





**Corbin
Russwin** 
ASSA ABLOY

Corbin Russwin, Inc.
225 Episcopal Road
Berlin, CT 06037-4004
Phone 800.543.3658
Fax 800.447.6714
corbinrusswin.com

Corbin Russwin and Design® is a registered trademark of Corbin Russwin, Inc. Vineyard™ is a trademark of Corbin Russwin, Inc. These materials are protected under US copyright laws. Other products' brand names may be trademarks or registered trademarks of their respective owners and are mentioned for reference purposes only. All contents current at time of publication. Corbin Russwin, Inc. reserves the right to change availability of any item in this catalog, its design, construction, and/or its materials. Copyright © 2007 Corbin Russwin, Inc. All rights reserved. Reproduction in whole or in part without the express written permission of Corbin Russwin, Inc. is prohibited.

ASSA ABLOY is the global leader in door opening solutions, dedicated to satisfying end-user needs for security, safety and convenience

45065 0108