

DBM Series is a heavy duty commercial quality deadbolt that provides a positive deterrent to forced entry. Designed for maximum security, the cylinder resist blows attempting to move the lock.



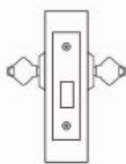
Specifications

APPLICATIONS	To use as an auxiliary lock for quality residential and commercial buildings wherever additional security is desired.
DOOR RANGES	1-3/8" to 2" door thickness.
BACKSET	2-3/4" standard.
BOLT	1" throw, stainless steel deadbolt, Anti-Saw Deadbolts with hardened pins.
FINISHES	622, 626, 630, Other finishes on request
HANDING	Non-Handed.
CYLINDER	Accepts standard cylinders.
CERTIFICATIONS	Meets or exceeds ANSI A156.5 Grade 1 strength and operational requirements.



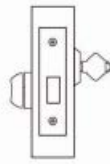
Functions

DBM 16
Deadlock \ Single
Cylinder



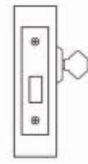
Deadbolt operated from either side by key. Use only on rooms with more than one exit

DBM 17
Classroom
Deadbolt / Single
Cylinder



Deadbolt operated from outside by key. Deadbolt operated from inside by turn lever

DBM 18
Classroom
Deadbolt / Single
Cylinder



Deadbolt operated from outside by Key. No inside operation. Use only on rooms with more than one exit

DBM 29
Classroom
Deadbolt / Single
Cylinder



Deadbolt operated from inside by turn lever. No outside operation.

How To Order

Series	DBM: Mortise Deadbolt Lock	<p>Function Cylinder</p> <p>DBM - 15 - 613 - SC</p> <p>Series Finish</p>
Function	15: Classroom 17: Single Cylinder	
Finish	622/US19 Flat Black 626/US26D Satin Chrome / Other finishes upon request	
Cylinder	SC Standard - Schlage "C" keyway 6 pin SFIC/LFIC Small or Large Format IC Core with or without core HS High security, TownSteel "L" keyway	