

DON-JO MFG., INC.

ARCHITECTURAL HARDWARE & ACCESSORIES



Denver, Colorado

DOOR PROTECTION PLATES & DOOR EDGES

DON-JO MFG., INC.
P.O. Box 929
Sterling, MA 01564

PHONE: 978.422.3377
FAX: 978.422.3467
WATS: 800.628.8389
WATS FAX: 800.278.8202

WEB: www.don-jo.com
E-mail: info@don-jo.com
Section A, Version 1



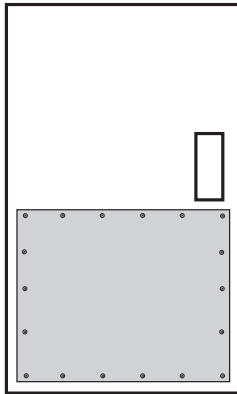
INDEX

Item#	Page#	Item#	Page#	Item#	Page#	Item#	Page#
81	5a	1287	2a	1310	3a	1321	3a
83	5a	1288	2a	1311	3a	KP-628	5a
85	5a	1289	2a	1312	3a	KP-630	5a
87	5a	1290	2a & 5a	1313	3a	KP-632	5a
90	1a	1292	2a	1314	3a	KP-634	5a
91	1a	1293	2a	1315	3a	KP-828	5a
92	1a	1294	2a	1316	3a	KP-830	5a
93	1a	1295	2a	1317	3a	KP-832	5a
1284	2a	1297	2a	1318	3a	KP-834	5a
1285	2a	1298	2a	1319	3a	RS2430	6a
1286	2a	1299	2a	1320	3a		




COMMERCIAL KICK PLATES

ARMOR PLATE



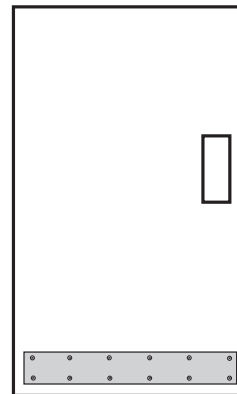
ANSI:
J101 Metal / J105 Plastic
 Up to 48"h x 48"w for some finishes

KICK PLATE



ANSI:
J102 Metal / J106 Plastic
 8" to 16"h x 48"w

MOP PLATE



ANSI:
J103 Metal / J107 Plastic
 under 8"h to 48"w

FASTENERS:

- Individually packaged with screws #6 x 5/8" SMS
- Full threaded to the head stainless steel sheet metal screws with plated finish

FEATURES:

- Beveled 3 or 4 sides optional
- Commercial grade thickness
- Other thicknesses available on special order
- Furnished with grain or satin finish running horizontally to door
- Finishes: 605, 606, 609, 612, 613, 619, 620, 626, 628, 629, 630, 670, Brass Tone (BT), Dark Anodized Aluminum (DB), Kydex, and **Endurance™**
- Plastic colors include: Black, Brown, Gray, Beige, White, Clear

ORDERING: Specify height x width x finish – add options (e.g.: 8" X 34" - 630, Tek)

OPTIONS:

- MAG - Magnetic backing for metal doors
- SM - Double face 3M Tape (Scotch Mount)
- Tek - Self drilling screws
- CSK - Countersunk holes
- C/O - Cutout for locks, louvers & windows
- Torx - Security torx screws
- WH - Warnock Hersey listed armor plates for fire rated 3 hour metal doors*



* Only available on .050 thick 630 plates
 Labeling only required when the top of the plate exceeds 16" in height

** Some options carry additional charges.

NUMBER	MATERIAL
90	.050 Metal
91	.038 Metal
92	.125 Plastic
93	.125 Clear Plastic

Warnock Hersey



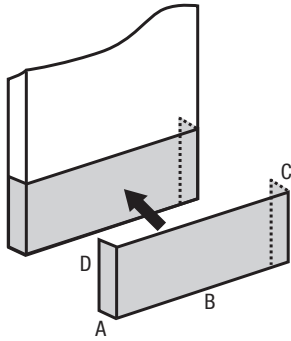
New WARNOCK HERSEY LISTED ARMOR PLATES

We now offer Armor Plates for fire rated 3 hour metal doors. Please specify prefix "WH" when ordering (i.e. WH-48" x 48"-630). Screw mount only. There is a \$5.00 per plate additional charge.



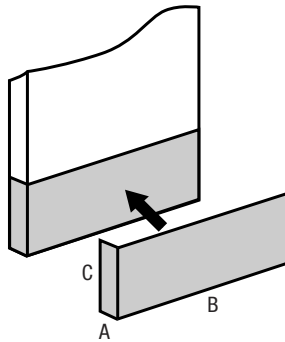
ANGLE PLATES

TWO-SIDE



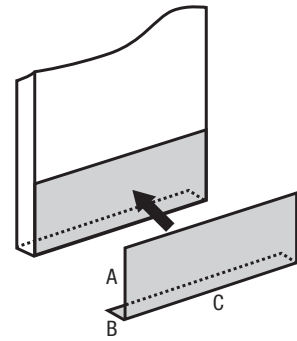
#1284 - Scotch Mount
#1285 - Screw Mount

ONE-SIDE



#1286 - Scotch Mount
#1287 - Screw Mount

BOTTOM SIDE



#1288 - Scotch Mount
#1289 - Screw Mount

ORDERING:

2 SIDES: PART # x A (Leg Width) x B (Door Width) x C (Leg Width) x D (Height) x Finish

ONE SIDE: PART # x A (Leg Width) x B (Door Width) x C (Height) x Finish

BOTTOM SIDE: PART # x A (Height) x B (Bottom Width) x C (Door Width) x Finish

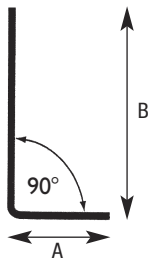
MATERIAL: .050" Thick Aluminum, Brass, Bronze, Stainless Steel

FASTENER: #6 x 5/8 FH SMS

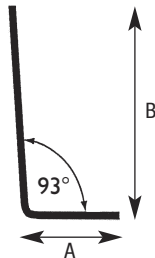
FINISHES: Available in standard architectural finishes, prime painted steel

OPTIONS: Cutouts for flush bolts, lock strikes, locks, and hinges (see worksheet on page 4a for details on how to order.)

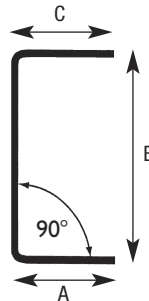
CORNER GUARDS / U-CHANNELS



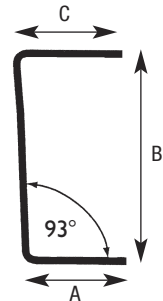
#1290 - Scotch Mount
#1295 - Screw Mount
ANSI 156.6 - J204



#1292 - Scotch Mount
#1293 - Screw Mount
ANSI 156.6 - J205



#1298 - Scotch Mount
#1299 - Screw Mount
ANSI 156.6 - J210



#1294 - Scotch Mount
#1297 - Screw Mount
ANSI 156.6 - J211

ORDERING:

CORNER GUARDS: PART # x A x B x HEIGHT

U-CHANNELS: PART # x A x B x C x HEIGHT

MATERIAL: .050" Thick Aluminum, Brass, Bronze, Stainless Steel

FASTENER: #6 x 5/8 FH SMS

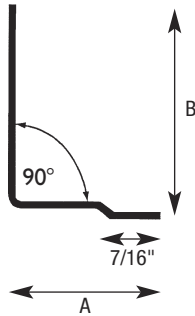
FINISHES: Available in standard architectural finishes, prime painted steel

OPTIONS:

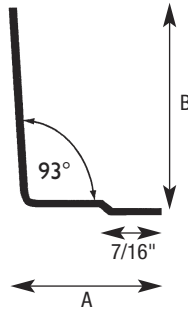
- Cutouts for flush bolts, lock strikes, locks, and hinges (see worksheet on page 4a)
- 10° return on legs available upon request



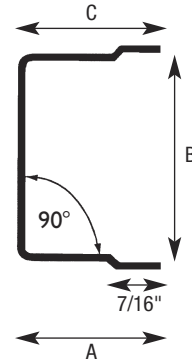
OVERLAPPING CORNER GUARDS / U-CHANNELS



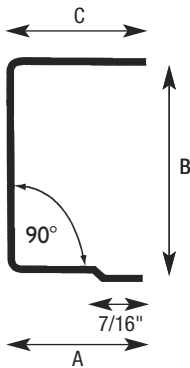
#1310 - Scotch Mount
#1311 - Screw Mount
 ANSI 156.6 - J201



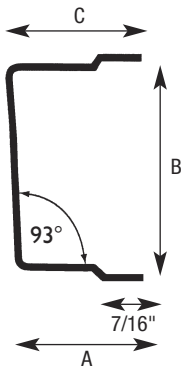
#1312 - Scotch Mount
#1313 - Screw Mount
 ANSI 156.6 - J202



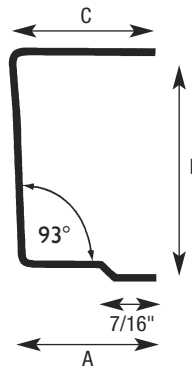
#1314 - Scotch Mount
#1315 - Screw Mount
 ANSI 156.6 - J207



#1316 - Scotch Mount
#1317 - Screw Mount
 ANSI 156.6 - J207



#1318 - Scotch Mount
#1319 - Screw Mount
 ANSI 156.6 - J208



#1320 - Scotch Mount
#1321 - Screw Mount
 ANSI 156.6 - J208

ORDERING:

CORNER GUARDS: PART # / A x B x HEIGHT

U-CHANNELS: PART # / A x B x C x HEIGHT

OVERLAPPING OFFSET: 1/16"

MATERIAL: .050" Thick Aluminum, Brass, Bronze, Stainless Steel

FASTENER: #6 x 5/8 FH SMS

FINISHES: Available in standard architectural finishes, prime painted steel

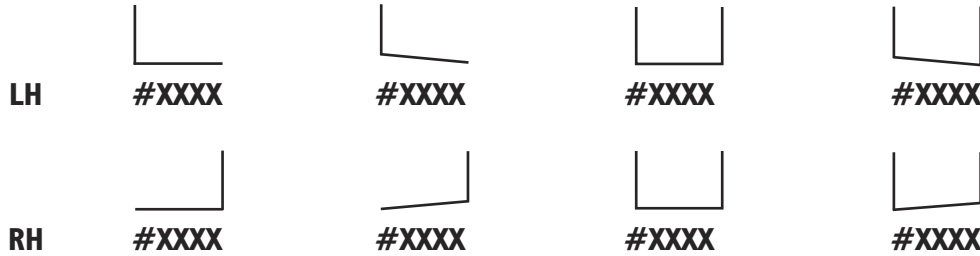
OPTIONS:

- Cutouts for flush bolts, lock strikes, locks, and hinges (see worksheet on page 4a)
- 10° return available upon request

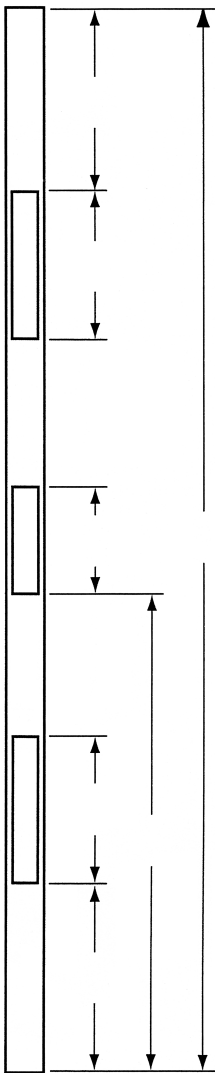


How to Specify Cut-Out Locations

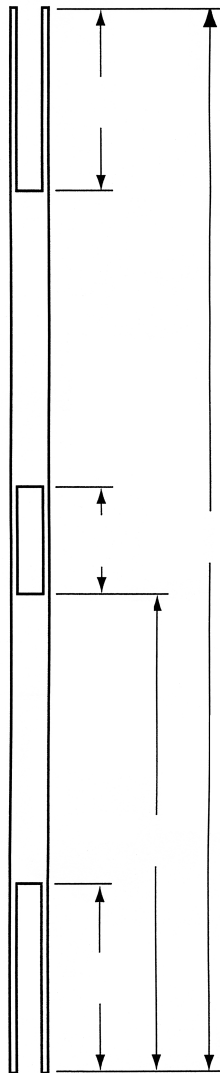
This drawing shows typical location of cutouts for full length door edges on lock edge of doors. Use this page as a worksheet or photocopy and fill in your dimensions.



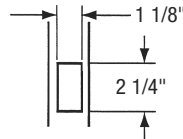
Top of Typical
Metal Door



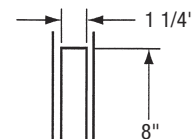
Top of Typical
Wood Door



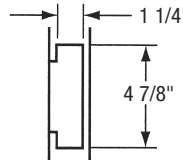
For Use on 1 3/4" Doors



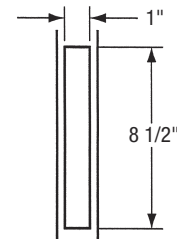
**I61
Latch Bolt**



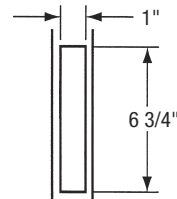
**86
Mortise Lock**



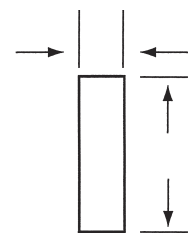
**ASA
Strike**



**Wood Door
Automatic
Flush Bolt**



**Metal Door
Manual/Automatic
Flush Bolt**
**Wood Door Manual
Flush Bolt**



Hinges

CORNER GUARDS TAPE MOUNT

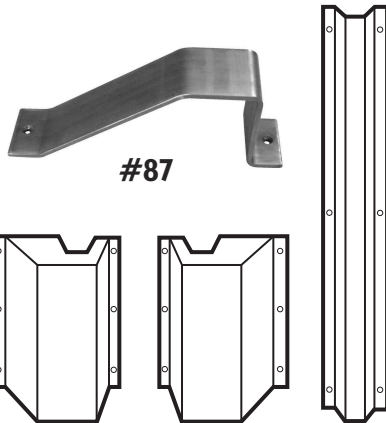


#1290-630

NUMBER	DIMENSIONS	MATERIAL
1290-630	1.5" x 1.5" x 42"	Stainless steel
1290-630	1.5" x 1.5" x 48"	Stainless steel
1290-630	2" x 2" x 42"	Stainless steel
1290-630	2" x 2" x 48"	Stainless steel

SHELF PACK: Box Pack
GAUGE: .050 Stainless Steel
FASTENERS: Scotch Mount Tape
FEATURES: Furnished with grain running vertical
 Beveled 4 edges
FINISH: 630

VERTICAL ROD PROTECTOR



#87

#81
For use on right hand reverse doors

#83
For use on left hand reverse doors

#85
Rod Cover

NUMBER	DESCRIPTION	WIDTH	HEIGHT	PROJECTION	MATERIAL
81	Latch bolt cover	6 3/4"	10"	2 1/8"	Stainless steel
83	Latch bolt cover	6 3/4"	10"	2 1/8"	Stainless steel
85	Rod cover	3 1/8"	24"	1 1/8"	Stainless steel
87	Protection Bar	3 1/4"	8 3/4"	2"	Stainless steel

SHELF PACK: I Box Pack
GAUGE: 18 (.050)
 (87): 7
FASTENERS: #6 X 3/4"
FEATURES: • Assist in handicap conformance
 • Use in hospitals, schools, etc.
 • Installs on any type of wood, metal or plastic door, any thickness.
 Covers the latching bolt and lower portion of the vertical rod assembly.
FINISH: 630

DISPLAY PACKAGED KICK PLATES



Innovative packaging includes an outer corrugation that insures the inner package will remain fresh for display. Package allows for hanging or stacking.

- Furnished with grain or satin finish running horizontally to door
- Finishes: 605, 628, 630, Brass Tone (BT)
- Individually packaged with screws #6 x 5/8 SMS
- Full threaded to the head stainless steel sheet metal screws with plated finish

NUMBER	DIMENSIONS
KP-628	6" x 28"
KP-630	6" x 30"
KP-632	6" x 32"
KP-634	6" x 34"
KP-828	8" x 28"
KP-830	8" x 30"
KP-832	8" x 32"
KP-834	8" x 34"

SHELF PACK: I
 Display Packaged Size - 8 1/4" x 38 1/2"



RANGE SHIELDS



RS2430

NUMBER	DIMENSIONS
RS2430	24" x 30"

SHELF PACK: 4
 GAUGE: 22 (.032)
 FASTENERS: #6 x 5/8" SMS
 FINISHES: White, Almond

Box Pack



DON-JO posters available for you and your customers to display in your show room.
 Contact DON-JO for posters and details.