dormakaba

Service Parts

Pricelist 29
August 13, 2018

Table of Contents

Locks	M9000 Series	P3
	D900	P10
	T900 Series	P11
	C800 Series	P13
	D800 Series	P19
	CL700/CK700 Series	P23
	C500 Series	P29
	DB600 Series	P31
	C300/J300 Series	P33
Exit Devices	9000 Series	P37
	8000 Series	P41
Surface Closers	Closer Bodies	P43
	Backplates and Drop Plates	P43
	Conversion Plates	P44
	Brackets and Spacers	P45
	Fastener Packs	P46
	Covers and Accessories	P47
	Arms	P47
	Carry Bars and Extension Kits	P51
	Touch-Up Paint	P52
Fire/Life Safety	EMR/EMF Series	P53
	1800 Series	P55
	EM Series	P57
Concealed Closers/Pivot Sets	BTS Series	P59
	ITS Series	P65
	RTS Series	P67
	LM Series	P69
Stops/Holders	900/700 Series	P73

M9000 Series

Standard Lever Trim

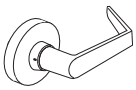

Part #	Description	LR, LC, LF, LG, LT, LV, L118 (Specify Rose A, B, or D) 605 PVD, 606 PVD, 612 PVD, 619 PVD, 625, 626 List $	613 PVD, 622 PVD, 630 List $
Lever and Rose (specify design/finish and handing)			
79003	Lever and rose, outside dummy	156	174
79001	Lever and rose, outside	156	174
79002	Lever and rose, inside	156	174
79004	Lever and rose, inside dummy	156	174

Example: 79001 LRA 626 RH

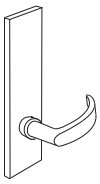

Part #	Description	LRH, LCH, LFH, LGH, LTH, LVH, L118H 605 PVD, 606 PVD, 612 PVD, 619 PVD, 625, 626 List $	613 PVD, 622 PVD, 630 List $
Outside Lever and Escutcheon (specify design/finish and handing)			
79011	Lever and escutcheon, outside dummy, blank	217	234
79101	Lever and escutcheon, outside blank	217	234
79211	Lever and escutcheon, outside cylinder	217	234
79221	Lever and escutcheon, outside emergency	217	234
79231	Lever and escutcheon, outside cointurn	217	234
Inside Lever and Escutcheon (specify design/finish and handing)			
79012	Lever and escutcheon, inside dummy, blank	217	234
79102	Lever and escutcheon, inside blank	217	234
79202	Lever and escutcheon, inside cylinder	217	234
79292	Lever and escutcheon, inside thumbturn	217	234

Example: 79101 LCH 626 RH

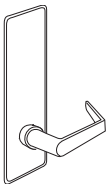

Part #	Description	LRM, LCM, LFM, LGM, LTM, LVM, L118M 605 PVD, 606 PVD, 612 PVD, 619 PVD, 625, 626 List $	613 PVD, 622 PVD, 630 List $
Outside Lever and Escutcheon (specify design/finish and handing)			
79011	Lever and escutcheon, outside dummy, blank	205	223
79101	Lever and escutcheon, outside blank	205	223
79211	Lever and escutcheon, outside cylinder	205	223
79221	Lever and escutcheon, outside emergency	205	223
79231	Lever and escutcheon, outside cointurn	205	223
Inside Lever and Escutcheon (specify design/finish and handing)			
79012	Lever and escutcheon, inside dummy, blank	205	223
79102	Lever and escutcheon, inside blank	205	223
79202	Lever and escutcheon, inside cylinder	205	223
79292	Lever and escutcheon, inside thumbturn	205	223

Example: 79101 LRM 626 RH

NOTE: All lever lock trim includes a spindle and spindle spring.

Premium Lever Trim

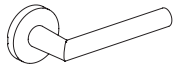

Part #	Description	LA, LD, LN, L109, L110, L112, L114, L117, KB (Specify Rose A, B, or D) List $	
		605 PVD, 606 PVD, 612 PVD, 619 PVD, 625, 626	613 PVD, 622 PVD, 630
Lever and Rose (specify design/finish and handing)			
79003	Lever and rose, outside dummy	174	193
79001	Lever and rose, outside	174	193
79002	Lever and rose, inside	174	193
79004	Lever and rose, inside dummy	174	193

Example: 79001 L110B 626 RH

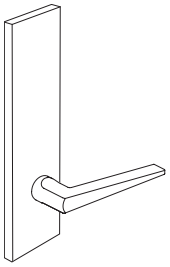

Part #	Description	LAH, LDH, LNH, L109H, L110H, L112H, L114H, L117H, KBH List $	
		605 PVD, 606 PVD, 612 PVD, 619 PVD, 625, 626	613 PVD, 622 PVD, 630
Outside Lever and Escutcheon (specify design/finish and handing)			
79011	Lever and escutcheon, outside dummy, blank	247	265
79101	Lever and escutcheon, outside blank	247	265
79211	Lever and escutcheon, outside cylinder	247	265
79221	Lever and escutcheon, outside emergency	247	265
79231	Lever and eschutcheon, outside cointurn	247	265
Inside Lever and Escutcheon (specify design/finish and handing)			
79012	Lever and escutcheon, inside dummy, blank	247	265
79102	Lever and escutcheon, inside blank	247	265
79202	Lever and escutcheon, inside cylinder	247	265
79292	Lever and escutcheon, inside thumbturn	247	265

Example: 79101 L113H 626 RH

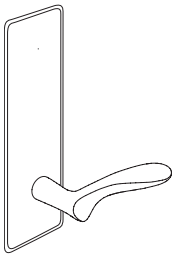

Part #	Description	LAM, LDM, LNM, L109M, L110M, L112M, L114M, L117M, KBM List $	
		605 PVD, 606 PVD, 612 PVD, 619 PVD, 625, 626	613 PVD, 622 PVD, 630
Outside Lever and Escutcheon (specify design/finish and handing)			
79011	Lever and escutcheon, outside dummy, blank	234	253
79101	Lever and escutcheon, outside blank	234	253
79211	Lever and escutcheon, outside cylinder	234	253
79221	Lever and escutcheon, outside emergency	234	253
79231	Lever and escutcheon, outside cointurn	234	253
Inside Lever and Escutcheon (specify design/finish and handing)			
79012	Lever and escutcheon, inside dummy, blank	234	253
79102	Lever and escutcheon, inside blank	234	253
79202	Lever and escutcheon, inside cylinder	234	253
79292	Lever and escutcheon, inside thumbturn	234	253

Example: 79101 L114M 626 RH

NOTE: All lever lock trim includes a spindle and spindle spring.

Tactile Markings

Part #	Description	List Add $
660002	Knurled or grooved lever (LR, LT, and LG designs only)	58
660003	Abrasive coated lever or knob (all designs)	46

NOTE: Tactile marking is applied to outside knob or lever only, unless otherwise specified. Prices shown per single lever or knob.

Button, Cointurns and Thumbturns (specify finish)

605 PVD, 606 PVD, 612 PVD, 613 PVD, 619 PVD, 622 PVD, 625, 626, 630

Part #	Description	List $
79013	Thumbturn and rose, all except 9963	71
79014	Thumbturn and rose, 9963	71
79016	Cap, privacy access, M9040/M9940 — sectional trim	11
79017	Cap, privacy access, M9040/M9940 — escutcheon	11
79113	Cointurn and rose, M9040/9042/9940/9942	71

Example: 79013 626

Emergency Turn

Part #	Description	List Add $
76009816	Emergency Turn, M9040/9940	23

Occupancy Indicators

605, 606, 612, 613, 619, 622, 625, 626, 630

Part #	Description	List $
79019	Occupancy indicator for rose trim used w/cylinder, reading OCCUPIED/VACANT or SECURED/UNSECURED. Both readings supplied. Specify finish.	88
	Optional RG — Solid red/green indicator insert, Specify "79019 630 RG"	6
79020	Occupancy indicator for rose trim used without cylinder, emergency access, reading OCCUPIED/VACANT. Specify finish.	88
79021	Occupancy indicator w/cointurn for rose trim used without cylinder, reading SECURED/UNSECURED. No emergency access. Used on inside of door with 79019 on outside.	88
79022	Occupancy indicator w/cointurn for rose trim used without cylinder, reading OCCUPIED/VACANT. Specify finish.	88

NOTES:
- Occupancy indicators are for dead bolt functions or as noted by function description.
- Consult factory for doors thicker than 1-3/4". Specify finish. Example: 79019 626
- Indicators will work on the following functions but may have unexpected operation on lock sets that remain locked when the dead bolt is retracted: M9046, 9056, 9940, 9942, 9953, 9956, 9957, 9959, 9960, 9961, 9962, 9966, 9967, 9968, 9973, 9974, 9980, 9985, 9986, 9996

Strikes

605 PVD, 606 PVD, 612 PVD, 613 PVD, 622 PVD, 630

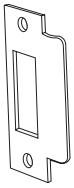

Part #	Description	List $
5006 — ANSI Strike for Mortise Lock (*see below for usage; specify finish)		
5006-114	1-1/4" × 4-7/8", 1-1/4" lip length, square corner, curved lip	15
5006-078	1-1/4" × 4-7/8", 7/8" lip length, square corner, straight lip	34
5006-112	1-1/4" × 4-7/8", 1-1/2" lip length, square corner, curved lip	34
5006-134	1-1/4" × 4-7/8", 1-3/4" lip length, square corner, curved lip	34
5006-200	1-1/4" × 4-7/8", 2" lip length, square corner, curved lip	34

* Default **non-handed** strike shown in bold for all M9000 functions.

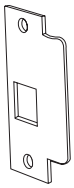

Part #	Description	List $
5007 — ANSI Strike for Mortise Lock (*see below for usage; specify finish and handing)		
5007-114	1-1/4" × 4-7/8", 1-1/4" lip length, square corner, curved lip	15

* Optional **handed** strike available for M9000 functions without deadbolts. Only available in 1-1/4" lip length.

Strike Box for 5006 and 5007 Strikes

Part #	Description	List $
76006253	Box, Strike	6

Lock Cases

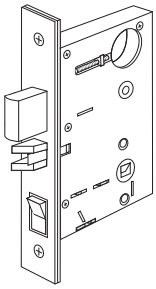

Part #	Description	List $
M9000 Series Lock Cases for Levers and Knobs Specify Lever (L) or Knob (K) and handing. (armor not included) See Ordering Examples below.		
19040	Chassis, M9010	205
19041	Chassis, M9040, 9042	258
19042	Chassis, M9046	300
19043	Chassis, M9025, 9080	300
19044	Chassis, M9050	300
19045	Chassis, M9053, 9070, 9071	300
19085	Chassis, M9072	357
19046	Chassis, M9056	331
19047	Chassis, M9060	331
19048	Chassis, M9076/M9077	331
19049	Chassis, M9082	331
19050	Chassis, M9940, 9942, 9956, 9968, 9996	331
19051	Chassis, M9953	331
19052	Chassis, M9957, 9959	331
19053	Chassis, M9958	331
19054	Chassis, M9966, 9973	331
19055	Chassis, M9967	391
19056	Chassis, M9954, 9974	391
19057	Chassis, M9980, 9985, 9986	391
19058	Chassis, M9080EL 24 V	901
19059	Chassis, M9080EU 24 V	901
19060	Chassis, M9082EL 24 V	901
19061	Chassis, M9082EU 24 V	901
19062	Chassis, M9080EL RX 24 V	1,082
19063	Chassis, M9080EU RX 24 V	1,082
19064	Chassis, M9080EL RX LM 24 V	1,261
19065	Chassis, M9080EU RX LM 24 V	1,261
19066	Chassis, M9010RX	384
19067	Chassis, M9025RX, 9080RX	481
19068	Chassis, M9050RX	481
19069	Chassis, M9010LM	481
19072	Chassis, M9025LM, 9080LM	481
19073	Chassis, M9050LM	481
19074	Chassis, M9053LM, 9070LM	481
19076	Chassis, M9080LM	481
19077	Chassis, M9082LM	481
19078	Chassis, M9080EL LM	1,082
19079	Chassis, M9080EU LM	1,082
19080	Chassis, M9082EL LM	1,082
19081	Chassis, M9082EU LM	1,082
19082	Chassis, M9010RX LM	565
19083	Chassis, M9025RX LM, 9080RX LM	660
19084	Chassis, M9050RX LM	660

Ordering Examples: 19051 L RH Chassis, M9953, for Levers, RH / 19051 K LH Chassis, M9953, for Knobs, LH

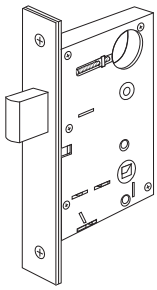

Part #	Description	List $
M9000 Series Lock Cases for Dead Locks, Cases are non-handed. (armor not included)		
19070	Chassis, M9960, 9961, 9962	260
19071	Chassis, M9963	260

Lock Spindles

Part #	Description	List $
76008426	Mortise lever lock spindle and spring (includes 2 spindles and 2 springs)	12

Mounting Kit for Trim One Side Only

Part #	Description	List $
76007272	Less outside trim attachment kit	20

Lead Lined Lock Case

Part #	Description	List $
660001	Lead lining plate for M9000 Series mortise locks	232

Armor Fronts

605 PVD, 606 PVD, 612 PVD, 613 PVD, 622 PVD, 630

Part #	Description		List $
Armor Fronts (specify finish) (screws included)			
19020	Armor latch	9010, 9040, 9042, 9046	27
19021	Armor latch, aux	9025, 9053, 9056, 9060, 9070, 9071, 9076, 9077, 9080, 9082, 9080EL, 9080EU, 9080ELRX, 9080EURX, 9082EL, 9082EU	27
19023	Armor latch, aux, stopworks	9050	27
19024	Armor latch, DB	9940, 9942, 9956, 9966, 9968, 9973, 9996	27
19025	Armor latch, DB, aux	9967, 9974, 9980, 9985, 9986	27
19026	Armor latch, DB, stopworks	9957, 9958, 9959	27
19027	Armor latch, DB, aux, stopworks	9953	27
19028	Armor DB	9960, 9961, 9962, 9963	27
19029	Armor blank	9003, 9004	27

Example: 19020 630

Armor Screw Packs

		606, 612, 613, 622, 630
Part #	**Description**	**List $**
19032	Screw pack, armor mount (specify finish)	3

Example: 19032 630

Trim Screw Packs

		606, 612, 613, 622, 630
Part #	**Description**	**List $**
For all A, B, H, and M Trims		
19033	Screw pack, M9000 rose (specify finish)	7
19034	Screw pack, M9000 Escutcheon (specify finish)	7
19036	Screw pack, M9001/M9003 (specify finish)	7

Security Screws

Part #	Description	List $
660006	Security screws for all exposed fasteners (sectional trim and dead bolts only)	21
660010	Security screws for all exposed fasteners (H escutcheon only)	23
660011	Security screws for all exposed fasteners (M escutcheon only)	23

NOTE: Available in 630 finish only for use with 619, 625, 626, and 630 finishes.

D900 Series

Thumbturns (specify finish)

605 PVD, 606 PVD, 612 PVD, 613 PVD, 619 PVD, 622 PVD, 625, 626, 630

Part #	Description	List $
79013	Thumbturn and rose for D960, D971, and D981	61

Occupancy Indicators

605, 606, 612, 613, 619, 622, 625, 626, 630

Part #	Description	List $
79023	Occupancy indicator for rose trim used w/cylinder, reading OCCUPIED/VACANT or SECURED/UNSECURED. Both readings supplied. Specify finish.	80
	Optional RG — Solid red/green indicator insert, Specify "79019 630 RG"	5
79020	Occupancy indicator for rose trim used without cylinder, emergency access, reading OCCUPIED/VACANT. Specify finish.	80
79021	Occupancy indicator w/cointurn for rose trim used without cylinder, reading SECURED/UNSECURED. No emergency access. Used on inside of door with 79019 on outside.	80
79022	Occupancy indicator w/cointurn for rose trim used without cylinder, reading OCCUPIED/VACANT. Specify finish.	80

NOTES:
- Occupancy indicators are for dead bolt functions or as noted by function description.
- Consult factory for doors thicker than 1-3/4". Specify finish. Example: 79019 626

Chassis Kit

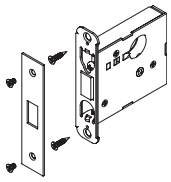

Part #	Description	List $
19090	D900 Chassis Kit — Includes armor plate, chassis mounting, strike, and armor plate screws	142

NOTE: Specify finish — 19090 630

Strikes

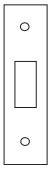

Part #	Description	List $
5301	1-1/8" × 3-1/2" square corner strike	14

NOTE: Specify finish — 5301 630

Screwpack

Part #	Description	List $
19035	SCRPK, D900 all functions — Includes chassis mounting, strike, and armor plate screws	6

NOTE: Specify finish — 19035 630

T900 Series

Standard Lever Trim

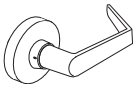

Part #	Description	LR, LC, LF, LG, LT, LV, L118 605 PVD, 606 PVD, 612 PVD, 619 PVD, 625, 626 List $	LR, LC, LF, LG, LT, LV, L118 613 PVD, 622 PVD, 630 List $
Lever and Rose (specify design/finish and handing)			
79005	Lever and rose, outside, for use with fire-rated latch, T910	146	174
79006	Lever and rose, inside, for use with fire-rated latch, T910	146	174
79007	Lever and rose, outside, for use with non-fire-rated latch, T910	146	174
79008	Lever and rose, inside, for use with non-fire-rated latch, T910	146	174
79009	Lever and rose, outside, for use with non-fire-rated latch, T940 (privacy)	146	174
79010	Lever and rose, inside, for use with non- fire-rated latch, T940 (privacy)	146	174

Example: 79005 LRA 626 RH

Premium Lever Trim

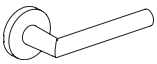

Part #	Description	LA, LD, LN, L109, L110, L112, L114, L117, KB 605 PVD, 606 PVD, 612 PVD, 619 PVD, 625, 626 List $	LA, LD, LN, L109, L110, L112, L114, L117, KB 613 PVD, 622 PVD, 630 List $
Lever and Rose (specify design/finish and handing)			
79005	Lever and rose, outside, for use with fire-rated latch, T910	174	197
79006	Lever and rose, inside, for use with fire-rated latch, T910	174	197
79007	Lever and rose, outside, for use with nonfire-rated latch, T910	174	197
79008	Lever and rose, inside, for use with nonfire-rated latch, T910	174	197
79009	Lever and rose, outside, for use with nonfire-rated latch, T940 (privacy)	174	197
79010	Lever and rose, inside, for use with nonfire-rated latch, T940 (privacy)	174	197

Example: 79005 L110A 626 RH

Non-Fire Latch Bolt Kits

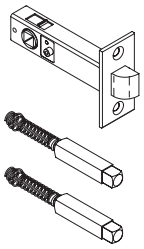

Part #	Backset	Description	605, 606, 612, 613, 622, 630 List $
90202K	2-3/4"	1-1/8" faceplate, passage, square corner, non-fire	26
90232K	2-3/4"	1-1/8" faceplate, privacy, square corner, non-fire	26
90200K	2-3/4"	1" faceplate, passage, square corner, non-fire	26
90230K	2-3/4"	1" faceplate, privacy, square corner, non-fire	26
90100K	2-3/8"	1" faceplate, passage, square corner, non-fire	26
90130K	2-3/8"	1" faceplate, privacy, square corner, non-fire	26
90101K	2-3/8"	1" faceplate, passage, 1/4" radius corner, non-fire	26
90131K	2-3/8"	1" faceplate, privacy, 1/4" radius corner, non-fire	26

Example: 90203K 606

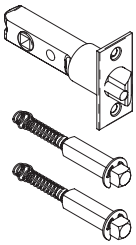

Part #	Backset	Description	605, 606, 612, 613, 622, 630 List $
91202K	2-3/4"	1-1/8" faceplate, passage, square corner, 90 min fire-rated	37
91200K	2-3/4"	1" faceplate, passage, square corner, 90 min fire-rated	37
91100K	2-3/8"	1" faceplate, passage, square corner, 90 min fire-rated	37
91101K	2-3/8"	1" faceplate, passage, 1/4" radius corner, 90 min fire-rated	37

Example: 91200K 613

NOTES:
- Kit includes latch, two spindles and two spindle springs. Privacy pins sold separately.
- T900 cannot be changed from fire-rated to non-fire-rated by changing the latch – trim components are different.

Strikes

605, 606, 612
613, 622, 630

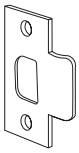

Part #	Description	List $
5101 — T Strike with Dust Box (specify finish)		
5101-118	1-1/8" × 2-3/4", 1-1/8" lip length, square corner	11
5101-112	1-1/8" × 2-3/4", 1-1/2" lip length, square corner	29

Example: 5101-118 630

605, 606, 612
613, 622, 630

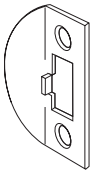

Part #	Description	List $
5201, 5202 — Full Lip Strike (specify finish)		
5201-118	1-5/8" × 2-1/4", 1-1/8" lip length, square corner	11
5202-118	1-5/8" × 2-1/4", 1-1/8" lip length, 1/4" radius corner	11

Example: 5201-118 630

605, 606, 612
613, 622, 630

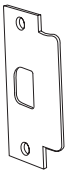

Part #	Description	List $
5001 — ANSI Strike with Cylindrical Lock Cutout (specify finish)		
5001-1316	1-1/4" × 4-7/8", 1-3/16" lip length, square corner	15
5001-112	1-1/4" × 4-7/8", 1-1/2" lip length, square corner	37
5001-078	1-1/4" × 4-7/8", 7/8" lip length	37

Example: 5001-1316-630

Lock Spindles

Part #	Description	List $
76008426	Mortise lever lock spindle and spring (includes 2 spindles and 2 springs)	12

T940 Locking Pins

Part #	Description	List $
76019946	Locking pin – 605, 606 finish	8
76019947	Locking pin – 612 finish	8
76019948	Locking pin – 613, 622	8
76019949	Locking pin – 619, 625, 626, 630 finish	5

C800 Series

Levers (specify design/finish)

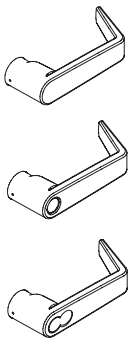

Part #	Description	LR, LC, LG, LT, LF, LV 626	605 PVD, 606 PVD, 612 PVD, 619 PVD, 625	613 PVD, 622 PVD
		List $		
30001	Closed lever	100	102	104
30002	Open and cylinder lever	100	102	104
30003	SFIC cylinder lever	100	102	104
30004	FSIC cylinder lever — Schlage	156	159	161
30053	Cylinder lever — Sargent 10 line KIL	156	159	161
76016360	Insert, Lever (not used on interchangeable core levers)		2	

Example: 30001 LR 626

Roses (specify design/finish)

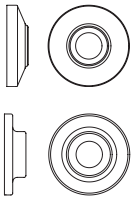

Part #	Description	C, D, E, F 626	C, D, E, F 605 PVD, 606 PVD, 612 PVD, 619 PVD, 625	C, D, E, F 613 PVD, 622 PVD
		List $		
40001C	Rose, inside and outside	71	77	81
40725C	Rose, outside, blank	71	77	81
40001D	Rose, inside, stamped **LOCK**[1]	87	91	96
40001E	Rose, stepped, inside and outside	71	77	81
40001F	Rose, stepped, inside, stamped **LOCK**[1,2]	87	91	96

Example: 40001 C 626
1. For use on C860 and C877 only.
2. Available in 626 only.

1/2" Throw, 2-3/4" Backset Latch Bolts

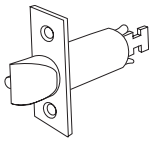

Part #	Description	605 PVD, 606 PVD, 612 PVD, 613 PVD, 622 PVD, 629, 630 List $
For 810, 840, and 844 Locks (specify finish)		
10202	1-1/8" × 2-1/4"front, 1" diameter, square corner	67
For all other locks (specify finish)		
10252	1-1/8" × 2-1/4" front, 1" diameter, square corner	67

Example: 10202 630

1/2" Throw, 2-3/8" Backset Latch Bolts

605, 606, 612, 613, 630

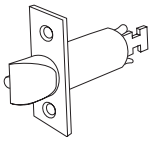

Part #	Description	List $
For 810, 840, and 844 Locks (specify finish)		
10100	1" × 2-1/4" front, 7/8" diameter, square corner	79
10101	1" × 2-1/4" front, 7/8" diameter, 1/4" radius corner	79
10102	1-1/8" × 2-1/4" front, 7/8" diameter, square corner	79
For all other locks (specify finish)		
10150	1" × 2-1/4" front, 7/8" diameter, square corner	79
10151	1" × 2-1/4" front, 7/8" diameter, 1/4" radius corner	79
10152	1-1/8" × 2-1/4" front, 7/8" diameter, square corner	79

Example: 10102 630

3/4" Throw, 2-3/4" Backset Latch Bolts

605, 626

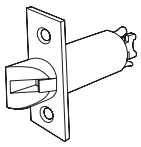

Part #	Description	List $
For All 800 Locks (non-restoring)		
18262	1-1/8" × 2-1/4" front, 1" diameter, square corner	181

Backset Links

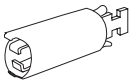

Part #	Description	List $
For all Locks (Used with 2-3/4" Backset Latch)		
76016007	3-3/4" Backset Link, restoring and non-restoring	23
76016008	5" Backset Link, restoring and non-restoring	23

Use with 2-3/4" backset latch

Strikes

605 PVD, 606 PVD, 612 PVD, 613 PVD, 629, 630

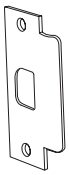

Part #	Description	List $
5001 — ANSI Strike with Cylindrical Lock Cutout with Dust Box (specify finish)		
5001-1316	1-1/4" × 4-7/8", 1-3/16" lip length, square corner	15
5001-112	1-1/4" × 4-7/8", 1-1/2" lip length, square corner	37

Example: 5001-1316 630
NOTE: Consult Factory for special applications.

605, 606, 612, 613, 630

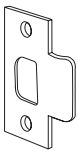

Part #	Description	List $
5101, 5102 — "T" Strike with Dust Box (specify finish)		
5101-118	1-1/8" × 2-3/4", 1-1/8" lip length, square corner	11
5101-112	1-1/8" × 2-3/4", 1-1/2" lip length, square corner	29
5102-118	1-1/8" × 2-3/4", 1-1/8" lip length, 1/4" radius corner	11
5102-112	1-1/8" × 2-3/4", 1-1/2" lip length, 1/4" radius corner	29

Example: 5101-118 630

606, 612, 613, 630

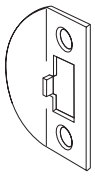

Part #	Description	List $
5201, 5202 — Full Lip Strike with Dust Box (specify finish)		
5201-118	1-5/8" × 2-1/4", 1-1/8" lip length, square corner	11
5202-118	1-5/8" × 2-1/4", 1-1/8" lip length, 1/4" radius corner	11

Example: 5201-118 630

Strike Dust Boxes

Part #	Description	List $
76006253	Box, Strike 5001 (ANSI Strike)	6
76006254	Box, Strike 5101/5102 (Full Lip Strike)	2
76001978	Box, Strike 5201 (T-strike)	4

Screw Packs

Part #	Description	List $
C800 Levers		
19096	Screw pack, C801 and C802	17
19097	Screw Pack, all other functions (specify finish)	17

Example: 19097 630

Security Screws

Part #	Description	List $
660007	Security screws for all latches and strikes	19

NOTE: Available in 630 finish only for use with 619, 625, 626, and 630 finishes.

Lock Spacers for Thin Doors, C800 Series, Levers Only

Part #	Description	List $
660005	Spacers for thin door, 1 pair (2 spacers) 1-3/8"–1-5/8" door (specify finish)	45

Tailpieces, Conventional, SFIC, and Retrofit C800 Locksets

Part #	Description (sold in multiples of 10 unless otherwise specified)	List $
Conventional & SFIC		
6727 D	C800D (except C873D), levers and knobs (includes white spacer)	5
6727 C	C800C (except C873C), levers only	5
6728 D	C873D, levers and knobs (includes white spacer)	5
6728 C	C873C, levers only	5
6729 C	C873C, knobs only	5
6712 C	C800C, knobs (except C873C)	5
6785 D	C885D (includes retainer), levers only (sold in multiples of 5 only). C885 not available.	5
Retrofit		
6727 R	C800R (except C873R), Schlage FSIC, levers only	5
6728 R	C873, levers only	5
6727 A	C800A (except C873A), Corbin/Russwin 6-pin FSIC & Pyramid 7-pin FSIC, levers only	5
6728 A	C873A, levers only	5
6727 M	C800M (except C873M), Medeco 32 FSIC, levers only	5
6728 M	C873M, levers only	5
6727 E	C800E (except C873E), Corbin/Russwin 2000 KIL, levers only (includes black spacer)	5
6728 E	C873E, levers only (includes black spacer)	5
6727 N	C800N (except C873N), Sargent 6300 FSIC, levers only	5
6728 N	C873N, levers only	5
6727 S	C800S (except 873S), Sargent 10 Line KIL, levers only	5
6728 S	C873S, levers only	5
6727 Y	C800Y (except C873Y), Yale 1210/Medeco 31 FSIC, levers only	5
6728 Y	C873Y, levers only	5
76016485	Spacer, tailpiece, white, for use with 6727D & 6728D when used with Schlage OEM cylinders	1
76016486	Spacer, tailpiece, black, for use with 6727D & 6728D when used with Corbin/Russwin 2000 OEM cylinders	1

Drilling Jig

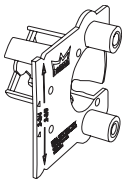

Part #	Description	List $
76004795	Drilling Jig for C800 levers, CL700, and C500 Locksets	11

Lock Lever Chassis Assemblies for Non-Cylinder, Standard Cylinder, and SFIC Options

605, 606, 612, 613, 625, 626

Part #	Description		List $
19100	Chassis, C810		228
19101	Chassis, C812		228
19102	Chassis, C825		228
19103	Chassis, C830	(specify finish)	264
19104	Chassis, C840	(specify finish)	264
19105	Chassis, C844	(specify finish)	264
19106	Chassis, C848		228
19107	Chassis, C850	(specify finish)	264
19108	Chassis, C853	(specify finish)	264
19109	Chassis, C855	(specify finish)	264
19110	Chassis, C860		264
19111	Chassis, C865		228
19112	Chassis, C866		336
19113	Chassis, C870		228
19114	Chassis, C872		264
19115	Chassis, C873	(specify finish)	336
19116	Chassis, C877		336
19117	Chassis, C880		228
19118	Chassis, C882		264
19119	Chassis, C885	(specify finish)	336
19120	Chassis, C810RX		395
19121	Chassis, C850RX	(specify finish)	428
19122	Chassis, C853RX	(specify finish)	428
19123	Chassis, C870RX		395
19124	Chassis, C880RX		395
19125	Chassis, C880EL		449
19126	Chassis, C880EL RX		616
19127	Chassis, C880EU		449
19128	Chassis, C880EU RX		616

Example: 19108 626

NOTES:
- Chassis include push buttons and emergency releases where required (specify finish).
- Locks that have been prepared to accept competitors' cylinders may have a modified chassis. It is recommended to contact technical services prior to ordering.

D800 Series

1" Throw Dead Bolts

605, 606, 612, 613, 619, 625, 626

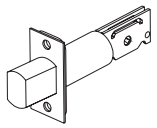

Part #	Description	List $
28652	1-1/8" × 2-1/4" faceplate, 2-3/8" backset, square corner (specify finish)	45
28752	1-1/8" × 2-1/4" faceplate, 2-3/4" backset, square corner (specify finish)	45

Example: 28752 626

Strikes

605, 606, 612, 613, 619, 625, 626

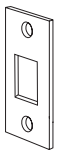

Part #	Description	List $
5103 — Standard Strike for Dead Bolt (specify finish)		
5103	1-1/8" × 2-3/4", no lip, square corner	12
5104	1-1/8" × 2-3/4", no lip, radius corner	12

Example: 5103 626

605, 606, 612, 613, 626

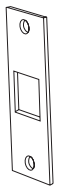

Part #	Description	List $
5004 — ANSI Strike with Dead Bolt Cutout (specify finish)		
5004	1-1/4" × 4-7/8", no lip, square corner	15

Example: 5004 626

605, 606, 612, 613, 630

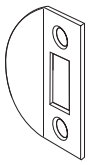

Part #	Description	List $
5203 — Full Lip Strike with Dead Bolt Cutout (specify finish)		
5203-118	1-5/8" × 2-1/4", 1-1/8" lip length, square corner	11
5204-118	1-5/8" × 2-1/4", 1-1/8" lip length, radius corner	11

Example: 5203-118 630

605, 606, 612, 613, 629, 630

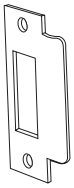

Part #	Description	List $
5006 — ANSI Strike with lip and Dead Bolt cutout (specify finish)		
5006-114	1-1/4" × 4-7/8", 1-1/4" lip length, square corner	15
5006-112	1-1/4" × 4-7/8", 1-1/2" lip length, square corner	34

Example: 5006-114 630

Thumb Turn and Rose (specify finish)

605, 606, 612, 613, 619, 625, 626

Part #	Description	List $
28001	Turn and rose, D860/880/871/882	35
28002	Turn and rose, D863	35
28003	Turn and rose, D881	35
28006	Turn and rose, outside, D882	35
28004	Rose and plate, D861	35
28005	Rose and plate, D880	35
76010357	Driver, D880 Thumb turn	8
76007273	Driver, D882 Thumb turn	8

Cylinder Rings (specify finish)

605, 606, 612, 613, 619, 625, 626

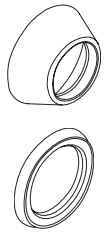

Part #	Description	List $
28010	Cylinder ring and insert, D800	42
28011	Cylinder ring, IC core	25

Snap On Faceplate (specify finish)

605, 606, 612, 613, 619, 625, 626

Part #	Description	List $
28020	Snap on faceplate standard cylinder	12
28021	Snap on faceplate SFIC	12
28022	Snap on faceplate, Schlage FSIC	12

Occupancy Indicator (specify finish)

Part #	Description	List $
79023	Occupancy indicator w/cointurn	58

Cylinder Housings

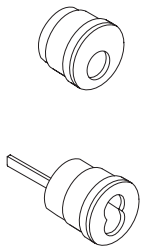

Part #	Description	List $
76010496	Housing, outside, D800 standard cylinder	25
76010498	Housing, inside, D800 standard cylinder	25
76010497	Cylinder, retaining screw	1
76010509	Housing, outside, D860/863 SFIC	49
76010510	Housing, outside, D861 SFIC	49
76010511	Housing, outside, D862 SFIC, 1-3/8"–1-3/4" door thickness	49
76010512	Housing, inside, D862 SFIC, 1-3/8"–1-3/4" door thickness	49
76013630	Housing, outside, D860R/863R to accept Schlage FSIC, 1-3/4"–2-1/2" door thickness	60
76018148	Housing, outside, D862R to accept Schlage FSIC, 1-3/4"–2-1/2" door thickness	60
76018149	Housing, inside, D862R to accept Schlage FSIC, 1-3/4"–2-1/2" door thickness	60

Screw Packs

Part #	Description	List $
76010432	Screw pack, D860/861/863, 605/606 finish	12
76010433	Screw pack, D860/861/863, 612 finish	12
76010434	Screw pack, D860/861/863, 613 finish	12
76010435	Screw pack, D860/861/863, 619/625/626 finish	12
76010448	Screw pack, IC D860/861/863, 605/606 finish	12
76010449	Screw pack, IC D860/861/863, 612 finish	12
76010450	Screw pack, IC D860/861/863, 613 finish	12
76010451	Screw pack, IC D860/861/863, 619/625/626 finish	12
76010444	Screw pack, D862, 605/606 finish	12
76010445	Screw pack, D862, 612 finish	12
76010446	Screw pack, D862, 613 finish	12
76010447	Screw pack, D862, 619/625/626 finish	12
76010436	Screw pack, D871/880, 605/606 finish	12
76010437	Screw pack, D871/880, 612 finish	12
76010438	Screw pack, D871/880, 613 finish	12
76010439	Screw pack, D871/880, 619/625/626 finish	12
76010440	Screw pack, D881, 605/606 finish	12
76010441	Screw pack, D881, 612 finish	12
76010442	Screw pack, D881, 613 finish	12
76010443	Screw pack, D881, 619/625/626 finish	12
76018150	Screw pack, D882R, 605/606 finish, for Schlage FSIC	14
76018151	Screw pack, D882R, 612 finish, for Schlage FSIC	14
76018152	Screw pack, D882R, 613 finish, for Schlage FSIC	14
76018153	Screw pack, D882R, 619/625/626 finish, for Schlage FSIC	14

Security Screws

Part #	Description	List $
660008	Security screws for all exposed fasteners (specify finish)	19

NOTE: Available in 630 finish only for use with 619, 625, 626, and 630 finishes.

Tailpieces, Conventional, SFIC, and FSIC D800 Dead Bolts

D800 Tailpieces	Tailpiece	Cylinder Type	Application	List $
	6718 D	Standard	D861	5
	6719 D	Standard	D860/D863	5
	6720 D	Standard	D862	5
	6718 C	SFIC	D861	5
	6720 C	SFIC	D862	5

CL700/CK700 Series

Levers (specify design/finish)

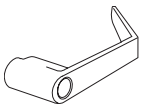

Part #	Description	LG, LR, LC 626 List $	LG, LR, LC 605, 606, 612, 613, 625 List $
37001	Closed lever	74	79
37002	Button and cylinder lever	74	79
37003	Interchangeable core cylinder lever, SFIC	74	79
76011139	Insert, Lever	2	

Example: 37001 LG 626

Knobs (specify design)

Part #	Description	KB List $
37001	Closed knob	35
37002	Open and cylinder knob	47
37012	Outside open knob CK740	47
37011	Closed knob CK701	35
37003	Interchangeable core cylinder knob, SFIC	47

Example: 37001 KR 630 (Available in 630 only)

Roses for Levers (specify finish)

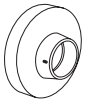

Part #	Description	E 626 List $	E 605, 606, 612, 613, 625 List $
47001E	Rose, outside	33	37
47002E	Rose, inside	25	30
47725E	Rose, outside, blank	33	37

Example: 47001 E 626

1/2" Throw, 2-3/8" Backset Latch Bolts

605, 606, 612, 613, 630

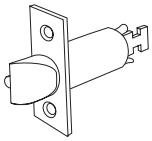

Part #	Description	List $
For 710 Locks (specify finish)		
17100	1" × 2-1/4" front, 7/8" diameter, square corner	48
17101	1" × 2-1/4" front, 7/8" diameter, 1/4" radius corner	48
17102	1-1/8" × 2-1/4" front, 1" diameter, square corner	48
For 712, 725, 750, 753, 770, or 780 Locks (specify finish)		
17150	1" × 2-1/4" front, 7/8" diameter, square corner	48
17151	1" × 2-1/4" front, 7/8" diameter, 1/4" radius corner	48
17152	1-1/8" × 2-1/4" front, 1" diameter, square corner	48
For 730 Locks (specify finish)		
17180	1" × 2-1/4" front, 7/8" diameter, square corner	48
17181	1" × 2-1/4" front, 7/8" diameter, 1/4" radius corner	48
17182	1-1/8" × 2-1/4" front, 1" diameter, square corner	48
For 740 Locks (specify finish)		
17130	1" × 2-1/4" front, 7/8" diameter, square corner	48
17131	1" × 2-1/4" front, 7/8" diameter, 1/4" radius corner	48
17132	1-1/8" × 2-1/4" front, 1" diameter, square corner	48

Example: 17100 630

1/2" Throw, 2-3/4" Backset Latch Bolts

605, 606, 612, 613, 630

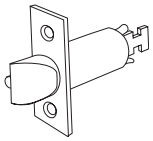

Part #	Description	List $
For 710 Locks (specify finish)		
17200	1" × 2-1/4" front, 7/8" diameter, square corner	48
17201	1" × 2-1/4" front, 7/8" diameter, 1/4" radius corner	48
17202	1-1/8" × 2-1/4" front, 1" diameter, square corner	48
For 712, 725, 750, 753, 770, or 780 Locks (specify finish)		
17250	1" × 2-1/4" front, 7/8" diameter, square corner	48
17251	1" × 2-1/4" front, 7/8" diameter, 1/4" radius corner	48
17252	1-1/8" × 2-1/4" front, 1" diameter, square corner	48
For 730 Locks (specify finish)		
17280	1" × 2-1/4" front, 7/8" diameter, square corner	48
17281	1" × 2-1/4" front, 7/8" diameter, 1/4" radius corner	48
17282	1-1/8" × 2-1/4" front, 1" diameter, square corner	48
For 740 Locks (specify finish)		
17230	1" × 2-1/4" front, 7/8" diameter, square corner	48
17231	1" × 2-1/4" front, 7/8" diameter, 1/4" radius corner	48
17232	1-1/8" × 2-1/4" front, 1" diameter, square corner	48

Example: 17200 630

Backset Link

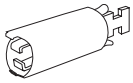

Part #	Description	List $
Backset Link for 710, 712, 725, 750, 753, 770 and 780 Locks		
76019857	3-3/4", non-restoring	21
76008115	5", non-restoring	21
Backset Link for 740		
76019856	3-3/4", restoring	21
76008106	5", restoring	21

Use with 2-3/8" backset latch

Face Plate Filler

Part #	Description	List $
76006496	Faceplate, filler 1-1/8" × 2-1/4" (order in quantities of 10)	.50

Strikes

Part #	Description	605, 606, 612, 613, 630 List $
5001 — ANSI Strike with Cylindrical Lock Cutout with dust box (specify finish)		
5001-1316	1-1/4" × 4-7/8", 1-3/16" lip length, square corner	15
5001-112	1-1/4" × 4-7/8", 1-1/2" lip length, square corner	37

Example: 5001-1316-630

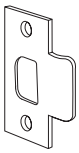

Part #	Description	605, 606, 612, 613, List $
5101, 5102 — "T" Strike with Dust Box (specify finish)		
5101-118	1-1/8" × 2-3/4", 1-1/8" lip length, square corner	11
5101-112	1-1/8" × 2-3/4", 1-1/2" lip length, square corner	29
5102-118	1-1/8" × 2-3/4", 1-1/8" lip length, 1/4" radius corner	11
5102-112	1-1/8" × 2-3/4", 1-1/2" lip length, 1/4" radius corner	29

Example: 5101-118 630

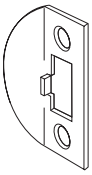

Part #	Description	606, 613, 630 List $
5201, 5202 — Full Lip Strike with Dust Box (specify finish)		
5201-118	1-5/8" × 2-1/4", 1-1/8" lip length, square corner	11
5202-118	1-5/8" × 2-1/4", 1-1/8" lip length, 1/4" radius corner	11

Example: 5201-118 630

Tailpieces, Conventional, and SFIC CL/CK700 Locksets

Part#	Description (sold in multiples of 10 unless otherwise specified)	List $
6712D	CK700D, knobs only, standard cylinder	5
6712C	CK700C, knobs only, SFIC	5
6713D	CL700D, levers only, standard cylinder	5
6713C	CL700C, levers only, SFIC	5

Strike Dust Boxes

Part #	Description	List $
76006253	Box, Strike 5001 (ANSI Strike)	6
76006254	Box, Strike 5101/5102 (Full Lip Strike)	2
76001978	Box, Strike 5201 (T-strike)	4

Screw Packs

Part #	Description	List $
CL700 Screw Packs		
76008309	Screw pack, CL700, 605/606 finish	14
76008310	Screw pack, CL700, 612 finish	14
76008311	Screw pack, CL700, 613 finish	14
76008312	Screw pack, CL700, 619, 625, 626 finish	14
76006556	Screw pack, CL701	14
CK700 Screw Packs		
76008313	Screw pack, CK700, 605 finish	14
76008316	Screw pack, CK700, 630 finish	14
76006543	Screw pack, CK701	14

NOTE: For cylinders, refer to Cylinders & Keying section for pricing. 630 finish latch, strike, and/or screw packs used with 619, 625, 626, 629, or 630 lock finishes.

Drilling Jig

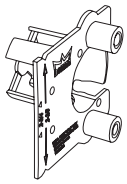

Part #	Description	List $
76004795	Drilling jig for C800 levers, CL700, and C500 locksets	12

C500 Series

1/2" Throw, 2-3/8" Backset Latch Bolts

605, 613, 630

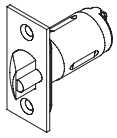

Part #	Description	List $
For 510 or 540 Locks (specify finish)		
15130	1" × 2-1/4" front, 7/8" diameter, square corner	26
15131	1" × 2-1/4" front, 7/8" diameter, 1/4" radius corner	26
For 525, 550, 553, 570, or 580 Locks (specify finish)		
15150	1" × 2-1/4" front, 7/8" diameter, square corner	29
15151	1" × 2-1/4" front, 7/8" diameter, 1/4" radius corner	29
For 530 Locks (specify finish)		
15180	1" × 2-1/4" front, 7/8" diameter, square corner	29
15181	1" × 2-1/4" front, 7/8" diameter, 1/4" radius corner	29

Example: 15130 630

1/2" Throw, 2-3/4" Backset Latch Bolts

605 613, 630

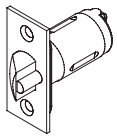

Part #	Description	List $
For 510 or 540 Locks (specify finish)		
15230	1" × 2-1/4" front, 7/8" diameter, square corner	26
15231	1" × 2-1/4" front, 7/8" diameter, 1/4" radius corner	26
15232	1-1/8" × 2-1/4" front, 7/8" diameter, square corner	26
For 525, 550, 553, 570, or 580 Locks (specify finish)		
15250	1" × 2-1/4" front, 7/8" diameter, square corner	29
15251	1" × 2-1/4" front, 7/8" diameter, 1/4" radius corner	29
15252	1-1/8" × 2-1/4" front, 7/8" diameter, square corner	29
For 530 Locks (specify finish)		
15280	1" × 2-1/4" front, 7/8" diameter, square corner	29
15281	1" × 2-1/4" front, 7/8" diameter, 1/4" radius corner	29
15282	1-1/8" × 2-1/4" front, 7/8" diameter, square corner	29

Example: 15230 630

Face Plate Filler

Part #	Description	List $
76006496	Faceplate, filler 1-1/8" × 2-1/4" (order in quantities of 10)	0.50

Strikes

605, 613, 630

Part #	Description	List $
5001 — ANSI Strike with Cylindrical Lock Cutout with Dust Box (specify finish)		
5001-1316	1-1/4" × 4-7/8", 1-3/16" lip length, square corner	15
5001-112	1-1/4" × 4-7/8", 1-1/2" lip length, square corner	37

Example: 5001-1316 630

605, 613, 630

Part #	Description	List $
5101, 5102 — "T" Strike with Dust Box (specify finish)		
5101-118	1-1/8" × 2-3/4", 1-1/8" lip length, square corner	11
5101-112	1-1/8" × 2-3/4", 1-1/2" lip length, square corner	29
5102-118	1-1/8" × 2-3/4", 1-1/8" lip length, 1/4" radius corner	11
5102-112	1-1/8" × 2-3/4", 1-1/2" lip length, 1/4" radius corner	29

Example: 5101-118 630

606, 613, 630

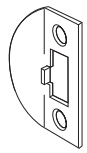

Part #	Description	List $
5201, 5202 — Full Lip Strike with Dust Box (specify finish)		
5201-118	1-5/8" × 2-1/4", 1-1/8" lip length, square corner	11
5202-118	1-5/8" × 2-1/4", 1-1/8" lip length, 1/4" radius corner	11

Example: 5201-118 630

Strike Dust Boxes

Part #	Description	List $
76006253	Box, Strike 5001 (ANSI Strike)	6
76006254	Box, Strike 5101/5102 (Full Lip Strike)	2
76001978	Box, Strike 5201 (T-strike)	4

Screw Packs

Part #	Description	List $
C500		
76011566	Screw pack, C501	14
76011563	Screw pack, all C500 except C501, 619/625/626 finish	14
76011564	Screw pack, all C500 except C501, 605/606 finish	14
76011565	Screw pack, all C500 except C501, 613 finish	14

NOTES: Levers/roses not available as service items. 605 finish latch, strike, and/or screw packs used with 605 or 606 lock finishes. 630 finish latch, strike, and/or screw packs used with 619, 625, or 626 lock finishes.

Drilling Jig

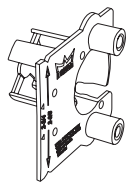

Part #	Description	List $
76004795	Drilling jig for C800 levers, CL700, and C500 locksets	12

Tailpieces, Conventional and SFIC C500 Locksets

Part #	Description (sold in multiples of 10 unless otherwise specified)	List $
6724D	C550D, C553D, C555D, C580D, levers only, standard cylinder	5
6724C	C550C, C553C, C555C, C580C, levers only, SFIC	5
6725D	C570D, levers only, standard cylinder	5
6725C	D570C, levers only, SFIC	5

DB600 Series

1" Throw, 2-3/8"–2-3/4" Adjustable Backset Dead Bolts

605, 613, 630

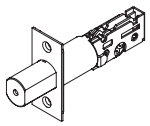

Part #	Description	List $
26170	1" × 2-1/4" faceplate, square corner (1-1/8" wide w/filler)	32
26171	1" × 2-1/4" faceplate, radius corner	32
26173	1" diameter, drive in	32

Example: 26170 630

Face Plate Filler

Part #	Description	List $
76006496	Faceplate, filler 1-1/8" × 2-1/4" (order in quantities of 10)	.50

Strikes

605, 613, 630

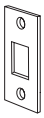

Part #	Description	List $
5103 — Standard Strike for Dead Bolt (specify finish)		
5103	1-1/8" × 2-3/4", no lip, square corner	11
5104	1-1/8" × 2-3/4", no lip, radius corner	11

Example: 5103 630

605, 613, 630

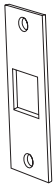

Part #	Description	List $
5004 — ANSI Strike with Dead Bolt Cutout (specify finish)		
5004	1-1/4" × 4-7/8", no lip, square corner	15

Example: 5004 630

605, 613, 630

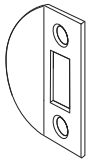

Part #	Description	List $
5203 — Full Lip Strike with Dead Bolt Cutout (specify finish)		
5203-118	1-5/8" × 2-1/4", 1-1/8" lip length, square corner	11
5204-118	1-5/8" × 2-1/4", 1-1/8" lip length, radius corner	11

Example: 5203-118 630

605, 613, 630

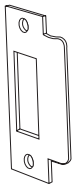

Part #	Description	List$
5006 — ANSI Strike with Lip and Dead Bolt Cutout (specify finish)		
5006-114	1-1/4" × 4-7/8", 1-1/4" lip length, square corner	15
5006-112	1-1/4" × 4-7/8", 1-1/2" lip length, square corner	34

Example: 5006-114 630

Tailpieces, Conventional and SFIC DB600 Dead Bolts

Part #	Description	List $
6716D	D660, standard cylinder	5
6717D	D662, standard cylinder	5
6716C	D660, SFIC	5
6717C	D662, SFIC	5

C300/J300 Series

Finish Availability Chart

	626	613	619	605
LR	•	•		
LC	•	•		•
LG	•	•	•	
LS		•	•	•

Levers/Roses (specify design/finish)

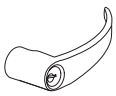

Part #	Description	List $
33001	Closed lever — plain	29
33002	Open lever — button and cylinder	29
33003	SFIC lever — interchangable core (J353 LR only)	29
43001	Rose, inside	14
43002	Rose, outside	14

Example: 33001 LR 626

Screwpacks

Part #	Description	List $
76019305	Screwpack, C300 619/626	12
76019306	Screwpack, C300 605	12
76019307	Screwpack, C300 613	12
76019308	Screwpack, C301 DUMMY	6
76019659	Screwpack, J300 mounting screws	12
76019660	Screwpack, J300 escutcheon 605	6
76019661	Screwpack, J300 escutcheon 619	6
76019662	Screwpack, J300 escutcheon 613	6
76019663	Screwpack, J300 escutcheon 630	6

Strikes

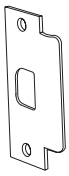

Part #	Description	605, 606, 612, 613, 630 List $
5001 — ANSI Strike with Cylindrical Lock Cutout with Dust Box (specify finish)		
5001-1316	1-1/4" × 4-7/8", 1-3/16" lip length, square corner	15
5001-112	1-1/4" × 4-7/8", 1-1/2" lip length, square corner	37

Example: 5001-1316-630

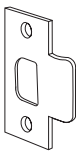

Part #	Description	605, 606, 612, 613, List $
5101, 5102 — "T" Strike with Dust Box (specify finish)		
5101-118	1-1/8" × 2-3/4", 1-1/8" lip length, square corner	11
5101-112	1-1/8" × 2-3/4", 1-1/2" lip length, square corner	29
5102-118	1-1/8" × 2-3/4", 1-1/8" lip length, 1/4" radius corner	11
5102-112	1-1/8" × 2-3/4", 1-1/2" lip length, 1/4" radius corner	29

Example: 5101-118 630

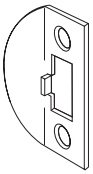

Part #	Description	606, 613, 630 List $
5201, 5202 — Full Lip Strike with Dust Box (specify finish)		
5201-118	1-5/8" × 2-1/4", 1-1/8" lip length, square corner	11
5202-118	1-5/8" × 2-1/4", 1-1/8" lip length, 1/4" radius corner	11

Example: 5201-118 630

Strike Dust Boxes

Part #	Description	List $
76006253	Box, Strike 5001 (ANSI Strike)	6
76006254	Box, Strike 5101/5102 (Full Lip Strike)	2
76001978	Box, Strike 5201 (T-strike)	4

J300 Strike Kits

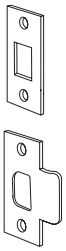

Part #	Description	List $
5701	Lock — T strike, Dead bolt — no lip square corner strike dead bolt	19
5703	Lock — full lip square corner strike, Dead bolt — no lip square corner strike	19
5704	Lock — full lip 1/4" radius corner strike, Dead bolt — no lip 1/4" radius corner strike	19
5705	Lock — full lip square corner strike, Dead bolt — full lip square corner strike	19
5706	Lock — full lip 1/4" radius corner strike, Dead bolt — full lip 1/4" radius corner strike	19

Latches

C310/C340 Non-Fire

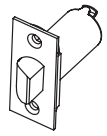

Part #	Description	List $
13202	2-3/4" backset × 1-1/8" SC faceplate	17
13200	2-3/4" backset × 1" SC faceplate	17
13201	2-3/4" backset × 1" RC faceplate	17
13102	2-3/8" backset × 1-1/8" SC faceplate	17
13100	2-3/8" backset × 1" SC faceplate	17
13101	2-3/8" backset × 1" RC faceplate	17

Example: 13202 626

C310/C340/J310 Fire

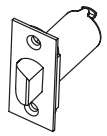

Part #	Description	List $
13202F	2-3/4" backset × 1-1/8" SC faceplate	23
13200F	2-3/4" backset × 1" SC faceplate	23
13201F	2-3/4" backset × 1" RC faceplate	23
13102F	2-3/8" backset × 1-1/8" SC faceplate	23
13100F	2-3/8" backset × 1" SC faceplate	23
13101F	2-3/8" backset × 1" RC faceplate	23

Example: 13202F 626

C330 Fire

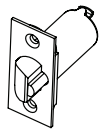

Part #	Description	List $
13282F	2-3/4" backset × 1-1/8" SC faceplate	23
13280F	2-3/4" backset × 1" SC faceplate	23
13281F	2-3/4" backset × 1" RC faceplate	23
13182F	2-3/8" backset × 1-1/8" SC faceplate	23
13180F	2-3/8" backset × 1" SC faceplate	23
13181F	2-3/8" backset × 1" RC faceplate	23

Example: 13282F 626

C353/J353 Fire

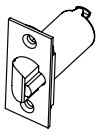

Part #	Description	List $
13252F	2-3/4" backset × 1-1/8" SC faceplate	23
13250F	2-3/4" backset × 1" SC faceplate	23
13251F	2-3/4" backset × 1" RC faceplate	23
13152F	2-3/8" backset × 1-1/8" SC faceplate	23
13150F	2-3/8" backset × 1" SC faceplate	23
13151F	2-3/8" backset × 1" RC faceplate	23

Example: 13252F 626

C300 Drive-In (Non-Fire only)

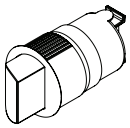

Part #	Application	Description	List $
13103	C310/340	2-3/8" backset Drive-In	14
13153	C353	2-3/8" backset Drive-In	14
13183	C330	2-3/8" backset Drive-In	14

NOTE: 2-3/8" Basket only, finish does not apply (no face plate)

J300 Deadbolts

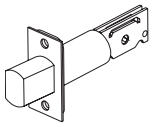

Part #	Description	List $
13390	Adjustable backset 1" SC faceplate with filler	23
13391	Adjustable backset 1" RC faceplate	23

Example: 13390 626

J300 Components

Part #	Description	List $
33801	SFIC dead bolt cylinder housing with trim ring	35
33802	Standard cylinder dead bolt cylinder housing with trim ring	35
33803	J300 thumb turn with rose	29

Miscellaneous Parts

Part #	Description	List $
76019292	Black plastic lever insert — J310	0.50
76019304	Latch filler — 1" to 1-1/8"	0.50

9000 Series

		Finishes		
		Painted	Plated or Base Metal	Finish N/A
		689, 691, 693, 695, 696	605, 606, 611, 612, 613, 619, 625, 626, 629*, 630	
Item	**Description**		**List $**	
Alarms, Controls, and Monitoring				
BPA Kit	Battery powered alarm kit. Specify bar size and finish (includes standard cylinder).	614	614	—
BPAR Kit	Battery powered alarm, 4 minute reset kit. Specify bar size and finish (includes standard cylinder).	614	614	—
DWA Kit	Direct wired alarm kit. Specify bar size and finish.	582	582	—
MS Kit	Monitor switch kit	—	—	263
Dogging				
CD Kit	Kit allows conversion to CD function (includes standard cylinder). Specify bar size and finish.	177	177	—
DOGKEYPAK	Hex dogging keys (10 keys per pack)	—	—	45
9DRKIT	Dogging repair kit. Includes all parts for hex key dogging assembly.	—	—	83
Fasteners				
GK9000	Glass light shim kit for 9100, 9300, 9400, and 9500 devices. Specify finish.	76	76	—
GK9200	Glass light shim kit for 9600, 9700, and 9800 devices. Specify finish.	76	76	—
SNBPAK	Sex nuts and bolts, 2 per pack. Specify finish.	14	14	—
Strikes, 9100 Series CVR/9400 Series SVR/9600 Series CVR/9800 Series SVR				
340	Flat slide bolt bottom strike — CVR/SVR	—	—	40
416V	Surface bottom strike for pullman latch — SVR	—	—	40
418	Standard top strike — CVR	—	—	40
419	Wood frame top strike — CVR	—	—	51
426	Standard top strike — CVR	—	—	40
426A	Top strike with angle — SVR	—	—	51
431	Recessed bottom strike for pullman latch — CVR/SVR	—	—	51
439	Standard slide bolt bottom strike — CVR/SVR	—	—	40
Strikes, 9300 Series Rim/9700 Series Rim				
320	Overlap strike — Rim	—	—	60
416	Strike — Rim	—	—	40
430	Strike — Rim	—	—	62
463	Extended lip strike (fire-rated, hurricane rated) — Rim	—	—	62
476	Roller strike — Rim	—	—	40
486	Roller strike — Rim	—	—	40
Cylinder Adaptors				
80CK	Rim cylinder mounting kit. Included with 03 trim.	—	—	99

* Please allow 4 week lead time for 629 finish.

		Finishes		
		Painted	Plated or Base Metal	Finish N/A
		689, 691, 693, 695, 696	605, 606, 611, 612, 613, 619, 625, 626, 629*, 630	
Item	**Description**		**List $**	
Strikes, 9500 Series Mortise				
465	Standard strike — Mortise	—	—	40
565L	Open back strike — Mortise (for LHR applications)	—	—	62
565R	Open back strike — Mortise (for RHR applications)	—	—	62
Chassis Kit				
91CRKT	Chassis kit, 9100 CVR	—	—	107
93CRKT	Chassis kit, 9300 Rim	—	—	19
94CRKT	Chassis kit, 9400 SVR	—	—	60
95CRKTLHR	Chassis kit, 9500 Mortise. Specify handing.	—	—	46
95CRKTRHR	Chassis kit, 9500 Mortise. Specify handing.	—	—	46
96CRKT	Chassis kit, 9600 CVR	—	—	107
97CRKT	Chassis kit, 9700 Rim	—	—	19
98CRKT	Chassis kit, 9800 SVR	—	—	60
Chassis Assembly				
CHASASSY91	Chassis assembly 9100 CVR. Specify handing. Includes mounting screws.	—	—	201
CHASASSY93	Chassis assembly 9300 Rim. Includes mounting screws.	—	—	214
CHASASSYF93	Chassis assembly F9300 Rim. Includes mounting screws.	—	—	251
CHASASSY94	Chassis assembly 9400 SVR. Includes mounting screws.	—	—	214
CHASASSY95	Chassis assembly 9500 Mortise. Specify handing. Includes mounting screws.	—	—	201
CHASASSY96	Chassis assembly 9600 CVR. Includes mounting screws.	—	—	201
CHASASSY97	Chassis assembly 9700 Rim. Includes mounting screws.	—	—	214
CHASASSYF97	Chassis assembly F9700 Rim. Includes mounting screws.	—	—	251
CHASASSY98	Chassis assembly 9800 SVR. Includes mounting screws.	—	—	201
Chassis Assembly Cover				
CHCOV91/95	Chassis assembly cover. Includes cover and mounting screws.	69	138	—
CHCOV93	Chassis assembly cover. Includes cover and mounting screws.	94	174	—
CHCOV94	Chassis assembly cover. Includes cover and mounting screws.	94	174	—
CHCOV96	Chassis assembly cover. Includes cover and mounting screws.	69	138	—
CHCOV97	Chassis assembly cover. Includes cover and mounting screws.	94	174	—
CHCOV98	Chassis assembly cover. Includes cover and mounting screws.	94	174	—
End Caps				
EC	End cap, panic devices. Includes end cap, end cap mounting bracket, and mounting screws.	71	84	—
FEC	End cap, fire-rated devices. Includes end cap, end cap mounting bracket, and mounting screws.	71	84	—

* Please allow 4 week lead time for 629 finish.

		Finishes		
		Painted	Plated or Base Metal	Finish N/A
		689, 691, 693, 695, 696	605, 606, 611, 612, 613, 619, 625, 626, 629*, 630	
Item	**Description**		**List $**	
Touch Bar and Rail Assembly				
TBR	Touch bar and rail assembly. Specify bar size and finish. (Partial length).	312	624	—
FTBR	Touch bar and rail assembly fire-rated. Specify bar size and finish. (Partial length).	338	655	—
MLRTBR	Touch bar and rail with MLR option. Specify bar size and finish.	832	1,040	—
MLRFTBR	Touch bar and rail with MLR option. Fire-rated. Specify bar size and finish.	858	1,071	
ESTBR	Touch bar and rail assembly with ES option. Specify bar size and finish.	832	1,040	—
ESFTBR	Touch bar and rail assembly, fire-rated, with ES option. Specify bar size and finish.	858	1,071	—
FLTBR	Full length touch bar and rail assembly	464	1,025	—
FLFTBR	Full length fire-rated touch bar and rail assembly	495	1,057	—
9100 Series CVR / 9600 Series CVR				
9GALD	Aluminum door bracket	—	—	106
CVBOTPULLTCH	Bottom pullman latch assembly. Includes latch assembly, (2) each mounting angle brackets, ALD bracket, and mounting screws.	—	—	164
CVBOTSBLTCH	Standard bottom slide bolt assembly. Includes slide bolt assembly, (2) each mounting brackets, ALD bracket, and mounting screws.	—	—	84
CVRD96	Concealed vertical rod assembly. Includes outer and inner rods, rod retaining clip, and pivot connecting links.	—	—	100
CVRDLWR91	Concealed vertical rod kit, lower. Includes rod assembly, push rod, and fasteners for standard DORMA door prep (40-5/16" measured from finished floor or threshold to horizontal centerline device).	—	—	89
CVRDUPR91	Concealed vertical rod kit, upper. Includes rod assembly, push rod, and fasteners.	—	—	78
CVTOPLTCH	Top latch assembly. Includes latch assembly, (2) each mounting angle brackets, ALD bracket, and mounting screws.	—	—	177
ETR 9100	Top rod extension kit, 9100, for 8'–10' doors	—	—	51
FCVBOTPULLTCH	Bottom pullman latch assembly, fire-rated. Includes latch assembly, (2) each mounting angle brackets, ALD bracket, and mounting screws.	—	—	182
FCVBOTSBLTCH	Standard bottom slide bolt, fire-rated. Includes slide bolt assembly, (2) each mounting brackets, and bracket/mounting screws.	—	—	84
FCVTOPLTCH	Standard top latch assembly, fire-rated. Includes latch assembly, (2) each mounting angle brackets, ALD bracket, and mounting screws.	—	—	196
CVTOPLTCHNS	Standard top latch assembly for 9600 narrow stile CVR devices. Includes latch assembly, narrow stile bracket (assembled), and mounting screws.	—	—	177
POPPER	Thermal pin for fire-rated and CVR devices less bottom rod.	—	—	69

* Please allow 4 week lead time for 629 finish.

		Finishes		
		Painted	Plated or Base Metal	Finish N/A
		689, 691, 693, 695, 696	605, 606, 611, 612, 613, 619, 625, 626, 629*, 630	
Item	**Description**		**List $**	
9400 Series SVR				
ETR 9400	Top rod extension kit, 9400, for 7′–9′ or 8′–10′ doors	51	101	—
FSVBOTPULLTCH	Bottom pullman latch assembly, fire-rated. Includes mounting screws.	—	—	114
FSVBOTSBLTCH	Standard bottom slide bolt assembly, fire-rated. Includes slide bolt assembly and mounting screws.	—	—	98
FSVTOPLTCH	Standard top latch assembly, fire-rated. Includes mounting screws.	—	—	157
LCHCOV	Latch assembly cover. Includes cover and mounting screws.	74	108	—
POPPER	Thermal pin for fire-rated and SVR devices less bottom rod.	—	—	69
SVBOTPULLTCH	Bottom pullman latch assembly. Includes mounting screws.	—	—	106
SVBOTSBLTCH	Standard bottom slide bolt assembly. Includes slide bolt assembly and mounting screws.	—	—	84
SVTOPLTCH	Standard top latch assembly. Includes mounting screws.	—	—	99
SVRDLWR	Surface vertical rod, lower. Precut, threaded, and drilled for standard DORMA door prep (40-5/16", measured from finished floor or threshold to horizontal centerline device). Includes push rod, rod guide, and fasteners.	46	60	—
SVRDUPR947	Surface vertical rod, upper. Precut, threaded, and drilled for 7′ door. Includes push rod, rod guide, and fasteners.	69	95	—
SVRDUPR948	Surface vertical rod, upper. Precut, threaded, and drilled for 8′ door. Includes push rod, rod guide, and fasteners.	69	95	—
9500 Series Mortise — Specify if device is prior 11/14. Devices prior to 11/14 will require new trim.				
95MLB	Mortise lock body, armor front, spindle, cylinder, and end cap. Specify handing.	311	311	
95MLB Fire	Mortise lock body. Fire-rated. Specify handing.	317	317	
95MLB LFSC	Mortise lock body. LFSC. Specify handing.	961	961	
95MLB LFSC Fire	Mortise lock body. LFSC, fire-rated. Specify handing.	967	967	
95MLB LFSF	Mortise lock body. LFSF. Specify handing.	961	961	
95MLB LFSF Fire	Mortise lock body. LFSF, fire-rated. Specify handing.	967	967	

* Please allow 4 week lead time for 629 finish.

8000 Series

Item	Description	List Add $
Dogging		
DOGKEYPAK	Hex dogging keys (10 keys per pack)	45
8DRKIT	Dogging repair kit. Includes all parts for hex key dogging assembly.	83
Fasteners		
GK8000	Glass light shim kit	76
SNBPAK	Sex nuts and bolts, 2 per pack/3 required for 8300 (EO)	14
Strikes, 8400 Series SVR		
340	Flat slide bolt bottom strike — CVR/SVR	40
416V	Surface bottom strike for pullman latch — SVR	40
418	Standard top strike — CVR	40
419	Wood frame top strike — CVR	51
426	Standard top strike — CVR	40
426A	Top strike with angle — SVR	51
431	Recessed bottom strike for pullman latch — CVR/SVR	51
439	Standard slide bolt bottom strike — CVR/SVR	40
Strikes, 8300 Series Rim		
320	Overlap strike — Rim	60
416	Strike — Rim	40
425	Strike — Recessed	40
430	Strike — Rim	62
463	Extended lip strike (fire-rated, hurricane rated) — Rim	62
476	Roller strike — Rim	40
486	Roller strike — Rim	40
Cylinder Adaptors		
803CK	Rim cylinder mounting kit. Included with 03 trim.	99
Chassis Kit		
83CRKT	Chassis kit, 8300 Rim	22
Chassis Assembly		
CHASASSY83	Chassis assembly 8300 Rim. Includes mounting screws.	134
FCHASASSY83	Chassis assembly F8300 Rim. Includes mounting screws.	179
CHASASSY84	Chassis assembly 8400 SVR. Includes mounting screws.	134

Item	Description	List Add $
Chassis Assembly Cover		
FCHCOV83	Chassis assembly cover, fire-rated. Includes cover and mounting screws.	55
CHCOV83	Chassis assembly cover. Includes cover and mounting screws.	44
CHCOVLM83	Chassis assembly cover, latch monitoring. Includes cover and mounting screws.	78
FCHCOVLM83	Chassis assembly cover, latch monitoring, fire-rated. Includes cover and mounting screws.	86
CHCOV84	Chassis assembly cover. Includes mounting screws.	44
End Caps		
EC8	Two piece end cap replacement kit, panic devices. Includes end cap, end cover, and mounting screws.	22
8400 Series SVR		
ETR 8400	Top rod extension kit, 8400, for 7′–9′ or 8′–10′ doors. Specify finish.	51
FSVBOTPULLTCH	Bottom pullman latch assembly, fire-rated. Includes mounting screws.	114
FSVBOTSBLTCH	Standard bottom slide bolt assembly, fire-rated. Includes slide bolt assembly and mounting screws.	98
FSVTOPLTCH	Standard top latch assembly, fire-rated. Includes mounting screws.	157
LCHCOV8	Latch assembly cover. Includes cover and mounting screws.	8
POPPER	Thermal pin for fire-rated and SVR devices less bottom rod.	69
SVBOTPULLTCH	Bottom pullman latch assembly. Includes mounting screws.	106
SVBOTSBLTCH	Standard bottom slide bolt assembly. Includes slide bolt assembly and mounting screws.	84
SVTOPLTCH	Standard top latch assembly. Includes mounting screws.	99
SVRDLWR84	Surface vertical rod, lower. Precut, threaded, and drilled for standard DORMA door prep (40-5/16", measured from finished floor or threshold to horizontal centerline device). Includes push rod, rod guide, and fasteners.	46
SVRDUPR847	Surface vertical rod, upper. Precut, threaded, and drilled for 7′ door. Includes push rod, rod guide, and fasteners. Specify finish.	69
SVRDUPR848	Surface vertical rod, upper. Precut, threaded, and drilled for 8′ door. Includes push rod, rod guide, and fasteners. Specify finish.	69
Touch Bar and Rail Assembly		
TBR8	Touch bar and rail assembly. Specify bar size and finish.	323
FTBR8	Fire-rated touch bar and rail assembly. Specify bar size and finish.	355

Surface Closers

Closer Bodies

Item	Description	Painted Finish $
TS9315 B CB	Closer body only (pull side), size 1–5	392
TS9315 G CB	Closer body only (push side), size 1–5	392
TS9356 B CB	Closer body only (pull side), size 5–6	392
TS9356 G CB	Closer body only (push side), size 5–6	392
TS9315 B	Closer body w/ backplate (pull side), size 1–5	434
TS9315 G	Closer body w/ backplate (push side), size 1–5	434
TS9356 B	Closer body w/ backplate (pull side), size 5–6	434
TS9356 G	Closer body w/backplate (push side), size 5–6	434
8907 CB	Closer body only	361
8902TEL	Closer body only (telephone booth)	399
8916 CB, 8956 CB,	Closer body only	349
8916DA CB, 8956DA CB	Closer body only w/ delayed action	387
STA 8916 CB, STA 8956 CB	Closer body only for use with stainless steel closer combinations	427
STA 8916DA CB, STA 8956DA CB	Closer body only w/ delayed action	466
8616 CB	Closer body only	225
8616DA CB	Closer body only w/ delayed action	263
STA 8616 CB	Closer body only for use with stainless steel closer combinations	314
STA 8616DA CB	Closer body only w/ delayed action	353
7414 CB, 7436 CB	Closer body only	190
7414DA CB, 7436DA CB	Closer body only w/ delayed action	226
STA 7414 CB, STA 7436 CB	Closer body only for use with stainless steel closer combinations	269
STA 7414DA CB, STA 7436DA CB	Closer body only w/ delayed action	309
7302–7305 CB	Closer body only	190
U1500 SERV	U1500 service pack (1 each complete tri-pack assembly, 689/695 only)	177

Backplates and Drop Plates

Item	Applicable Series	Description	Painted Finish $
BP73	7300, U1500	Backplate for 7300/U1500	31
BP73T	7300	Backplate for 7300 × slide track	31
BP74	7400	Backplate for 7400	31
BP74T	7400	Backplate for 7400 × slide track	31
BP86	8600, 7000	Backplate for closer with slim cover	31
BP86FC	8600, 7400	Backplate for closer with full cover	31
BP86T	8600, 7400, 7300	Backplate for slide track closer with slim cover	31
BP86TFC	8600, 7400,	Backplate for slide track closer with full cover	31
BP86FTFC	8600, 7400	Backplate for flush transom slide track closer w/wo slim or full cover	31
BP89	8900	Backplate for top jamb with frame <2-7/8"	33

Backplates and Drop Plates (continued)

Item	Applicable Series	Description	Painted Finish $
DP73	7300, U1500	Drop plate for 7300/U1500	31
DP74	7400	Drop plate for 7400	31
DP86	8600, 7000	Drop plate for closer with slim cover	31
DP86FC	8600, 7400	Drop plate for closer with full cover	31
DP89	8900	Drop plate for PA where top rail is < 5-3/4"	33
BP93	TS93	Backplate for TS93	33

Conversion Plates

Item	Applicable Series	Description	Painted Finish $
4040R	8900	LCN 4040 regular 120° mount	47
4040P	8900	LCN 4040 parallel arm 180° mount	47
4040C	8900	LCN 4040 cush arm 90° mount	47
4040E	8900	LCN 4040 EDA arm 180° mount	47
4011	8900	LCN 4011 regular 90° mount	47
4111	8900	LCN 4111 parallel arm mount	47
4020	8900	LCN 4020 top jamb mount	47
4011FT	8900	LCN Standard arm shoe	26
7500R	8900	Norton 7500 regular mount	47
P7500	8900	Norton 7500 parallel arm mount	47
83018501	8900	Norton 8300/8500 regular and parallel mount	47
89SPADC2210P	8900	Corbin/Russwin DC2210PA to 8900	47
DC2200R	8900	Corbin/Russwin DC2200REG to 8900	47
8980RPA	8900	DORMA TS83 regular and parallel mount	47
DC2200RFT	8900, 8600	Corbin/Russwin DC2200REG foot	25
4041P86	8600	LCN 4040 regular mount to 8600	45
P750086	8600	Conversion plate for Norton P7500 to 8600 PA	45
86DC2200PA	8600	Corbin/Russwin DC2200PA to 8600	45
86DC2200R	8600	Corbin/Russwin DC2200REG to 8600	45
CR100	8600	Conversion plate for Corbin/Russwin 100 to 8600	45
BP86C	8600	Backplate for conversion of 7600/7800 Series to 8600 Series	31
BP640C	7400	Backplate to retrofit 7400 to 9-1/16" hole spacing.	5
STA BP640C	STA 7400	Backplate with stainless steel fasteners to Examples: DORMA 640, Norton 1600 or Yale 50	14
16021603	7300	Norton 1602/1603 Regular	26
BP600C	7300	Backplate to retrofit 7300 to 8-9/32" hole spacing	26

Brackets and Spacers

Item	Applicable Series	Description	Painted Finish $	Plated Finish $
AB93	TS93	Angle bracket for TS93 PT/PTHO	60	188
AB89	8900	Angle bracket for 8900	60	—
AB86	8600, 7000	Angle bracket for closer with slim cover	57	—
AB74	7400	Angle bracket for 7400	57	—
AB73	7300	Angle bracket for 7300	57	—
P89	8900	Parallel arm soffit bracket, non-hold open arm and plunger hold open arms	17	83
P86	8600, 7000	Parallel arm soffit bracket, non-hold open arm and plunger hold open arms	16	79
P15	U1500	Parallel arm soffit bracket, U1500 non-hold open (689/695 only)	13	—
STA P86 **	STA 8000/7400	Stainless steel parallel arm soffit bracket, non-hold open	57	*84
PHB	8000, 7000	Parallel friction hold open bracket	16	—
PH15	U1500	Parallel arm soffit bracket, U1500 friction hold open (685/695 only)	13	—
PFT	8000, 7000	Parallel flush transom bracket	25	—
PD	8000, 7000	Parallel drop bracket, non-hold open arms	33	—
MJ	8000, 7000	Mortised jamb bracket, non-hold open arms	23	—
BS	8000, 7000	Blade stop spacer (P86, P89, PHB, and PD)	23	—
BSHD	8000, 7400, 7300	Blade stop spacer for use with heavy duty door saver and super parallel arms	26	—
NFHD	8000, 7400, 7300	Narrow frame bracket for use with heavy duty door saver and super parallel arms	26	—
FTHD	8000, 7400, 7300	Flush transom bracket for use with heavy duty door saver and super parallel arms	46	—

** Architectural finishes for STA P86 available in 630 ONLY.

When used with flat form non-hold open arms, the MJ bracket must be used with a special length arm.

Fastener Packs

Item	Applicable Series	Description	Painted Finish $
SN1	8900, U1500	(4) each 1/4-20 sex nuts for 1-3/4" door	5
SN2	8900, STA, U1500	(4) each 1/4-20 sex nuts for 1-3/8" door	5
STASN1	STA 8000/7400	(4) each 1/4-20 sex nuts for 1-3/4" door, clear powder coat	10
SN3	TS93, GSR	(4) each 10-32 sex nuts for 1-3/4" door	6
SN4	TS93, GSR	(4) each 10-32 sex nuts for 1-3/8" door	6
SNB1	8600, 7000	(4) each 1/4-20 sex nuts and machine screws for 1-3/4" door	7
SNB2	8600, 7000	(4) each 1/4-20 sex nuts and machine screws for 1-3/8" door	7
COMBO	8600, 7000	Screw pack with fasteners that are a wood/machine screw combination	9
U15NHPK	U1500	All wood and machine fasteners required to install one each U1500 non-hold open closer (689/695 only)	6
U15HPK	U1500	All wood and machine fasteners required to install one each U1500 friction hold open closer (689/695 only)	6
DPK86	8600, 7000	All fasteners to be self drilling fasteners	9
DPK89	8900	All fasteners to be self drilling fasteners	9
TPK86	8600, 7000	All fasteners to be self tapping fasteners	9
TPK89	8900	All fasteners to be self tapping fasteners	10
TPK15	U1500	All self tapping fasteners to install U1500 NHO/FHO	6
TX86	8600, 7000	All exposed fasteners to be Torx security fasteners (n/a with track applications)	27
TX89	8900	All exposed fasteners to be Torx security fasteners (n/a with track applications)	28
AWS	8600, 7000	All wood screws	9
SCRPKSISH	8000, 7000	Screwpack for SIS, SISJ, SISH, SISHJ	39
SCRPKISH	8000, 7000	Screwpack for IS, ISJ, ISH, ISHJ	19
STASCRPK	STA 8000/7400	Stainless steel tri-pack closer fastener pack	28

Covers, Full Covers, and Accessories

Item	Applicable Series	Description	Painted Finish $	Plated Finish $
CAP	8600, 7000	Dust cap to cover exposed pinion of closer	4	—
CAP15	U1500	Dust cap to cover exposed pinion of U1500 (689/695 only)	3	—
COV	8600, 7000	Slim plastic cover	18	—
COV15	U1500	Slim plastic cover, U1500 (689/695 only)	13	—
FC	8000, 7400	Full plastic cover	23	—
FCSL	8000, 7400	Full plastic slotted cover (low ceiling conditions)	23	—
FMC	8900, 8600	Full metal cover (Handed for TJ/JT ([FMCL/FMCR])	28	134
FMC LL	8900, 8600	Full metal cover, lead lined. Handed & Non-Handed	133	239
STA FMC **	STA 8000/7400	Stainless steel full metal cover	140	—
EC93	TS93	End caps for full metal cover	14	—
FMC LEC	TS93	Full metal cover	36	158
FMC	TS93	Full metal cover w/end caps	40	169

NOTES: 7400 closers are not furnished to accept FC, FCSL, or FMC unless specified at time of order.

** Architectural finish for STA FMC available in 630 FINISH ONLY.

8000 Series Non-Hold Open Arms

Item	Applicable Series	Description	Painted Finish $	Plated Finish $
AF89P	8900	Arm, flat complete tri-pack NHO w/P89 bracket, 0" to 4" reveal	88	261
AF89J	8900	Arm, flat complete NHO TJ 4" to 8" reveal	84	194
AF89	8900	Arm, flat complete NHO Reg. or TJ 0" to 4" reveal	80	189
AF8MJ	8900, 8600	Arm, flat complete NHO, for use with MJ bracket	80	—
AMF89	8900	Arm, main non-hold open × flat adjusting tube	67	171
RRA	8900	REG, rigid regular mount arm (Flat)	142	—
AF86P	8600	Arm, flat complete tri-pack NHO w/P86 bracket, 0" to 4" reveal	79	246
AF86J	8600	Arm, flat complete NHO TJ 4" to 8" reveal	75	179
AF86	8600	Arm, flat complete NHO Reg. or TJ 0" to 4" reveal	71	175
AMF86	8600	Arm, main, non-hold open × flat adjusting tube	64	163
SB04	8000	Shoe and bar, non-hold open flat, 0" to 4" reveal	32	112
SB48	8000	Shoe and bar, non-hold open flat, 4" to 8" reveal	32	112

8000 and 7000 Series Non-Hold Open Arms

Item	Applicable Series	Description	Painted Finish $	Plated Finish $
ARP	8600, 7000	Arm, round complete tri-pack, NHO 8 mm rod w/ P86 bracket, 0" to 4" reveal	69	239
ARJ	8600, 7000	Arm, round complete, NHO 10 mm rod, top jamb 4" to 8" reveal	65	178
AR	8600, 7000	Arm, roud complete, NHO 8 mm rod, regular or top jamb 0" to 4" reveal	62	168
AO8P	8600, 7000	PA, REG & TJ secured elbow for reveals to 4" (round)	69	—
AO8	8600, 7000	REG or TJ secured elbow for reveals to 4" (round)	62	—
ARP15	U1500	Arm, round U1500 complete tri-pack, NHO 10 mm rod with P15 bracket, 0" to 4" reveal (689/695 only)	52	—
STA ARP **	STA 8000/7400	Stainless steel arm, round complete tri-pack, NHO 8 mm rod w/ stainless steel P86 bracket, 0" to 4" reveal	233	*300
STA AR **	STA 8000/7400	Stainless steel arm, round complete, NHO 8 mm rod, regular or top jamb 0" to 4" reveal	179	*212
ARNPP	8600, 7000	Arm, round complete tri-pack, NHO narrow profile 8 mm rod w/ P86 bracket 0" to 4" reveal	69	—
ARNPJ	8600, 7000	Arm, round complete, NHO narrow profile 10 mm rod, top jamb 4" to 8" reveal	65	—
ARNP	8600, 7000	Arm, round complete, NHO narrow profile , 8 mm rod regular or top jamb 0" to 4"	62	—
AMR04	8600, 7000	Arm, main and 8 mm round adjusting tube only, non-hold open	47	147
AMR48	8600, 7000	Arm, main and 10 mm round adjusting tube only, non-hold open	49	149
STA AMR04 **	STA 8000/7400	Stainless steel arm, main and 8 mm round adjusting tube only, non-hold open	118	*142
AMR04NP	8600, 7000	Arm, main and 8 mm round adjusting tube only, non-hold open narrow profile	47	—
AMR48NP	8600, 7000	Arm, main and 10 mm round adjusting tube only, non-hold open narrow profile	49	—
SR04	8600, 7000	Shoe and 8 mm round rod for 0" to 4" reveal	27	103
SR48	8600, 7000	Shoe and 10 mm round rod for 4" to 8" reveal	29	107
STA SR04 **	STA 8000/7400	Stainless steel shoe and 8 mm rod for 0" to 4" reveal	49	*62

** Architectural finishes for STA ARP, STA AR, STA AMR04 and STA SRO4 only available in 630 finish.

Door Saver and Door Saver Hold Open Arms/Accessories (8900/8600/7400/7300 Series)

Item	Applicable Series	Description	Painted Finish $	Plated Finish $
DS	8000, 7000	Arm, door saver cushion parallel mount complete	132	296
DST	8000, 7000	Arm, door saver cushion thumb turn hold open parallel mount complete	177	339
SDS	8000, 7000	Arm, door saver spring cushion parallel mount complete	243	401
SDST	8000, 7000	Arm, door saver spring cushion thumb turn hold open parallel mount complete	288	444
BUMPERDS	8000, 7000	Bumper cushion and screw for door saver arm	23	—
SSPRINGDS	8000, 7000	Spring door saver, spring stop assembly complete	62	134
CS	TS93	Cushion stop to help stop door in normal opening	35	—

Super Parallel Arm and Super Parallel Hold Open Arms/Accessories (8900/8600/7400/7300 Series)

Item	Applicable Series	Description	Painted Finish $	Plated Finish $
SPA	8000, 7000	Arm, super parallel mount complete	102	263
SPAT	8000, 7000	Arm, super parallel mount thumb turn hold open complete	148	307

Cushion and Spring Cushion Arms (8900/8600/7400/7300 Series)

Item	Applicable Series	Description	Painted Finish $	Plated Finish $
IS	8000, 7000	Arm, cushion complete w/bumper, reg mount	273	453
ISH	8000, 7000	Arm, hold open cushion complete w/ bumper, reg mount	335	—
SIS	8000, 7000	Arm, spring cushion complete w/ bumper, regular or top jamb mount for 0" to 3-1/2" reveal	360	554
SISH	8000, 7000	Arm, spring cushion hold open complete w/ bumper, reg or top jab mount 0" to 3-1/2" reveal	413	—
ISJ	8000, 7000	Arm, cushion complete w/ bumper for TJ 3-1/2" to 6-1/2" reveal	299	471
ISJH	8000, 7000	Arm, cushion hold open complete w/ bumper for TJ 3-1/2" to 6-1/2" reveal	352	—
SISJ	8000, 7000	Arm, spring cushion complete w/ bumper, top jamb mount for 3-1/2" to 6-1/2" reveal	369	454
SISJH	8000, 7000	Arm, spring cushion hold open complete w/ bumper top jamb mount for 3-1/2" to 6-1/2" reveal	421	—

Cushion and Spring Cushion Arms (8900/8600/7400/7300 Series)

Item	Applicable Series	Description	Painted Finish $	Plated Finish $
SISM03	8000, 7000	Arm, main, cushion/spring cushion, w/ connecting bar for 0 to 3-1/2" reveal	104	183
SISM36	8000, 7000	Arm, main, cushion/spring cushion top jamb, w/ connecting bar for 3-1/2" to 6-1/2" reveal	141	258
SISMH03	8000, 7000	Arm, main, cushion/spring cushion, hold open, w/ connecting bar for 0 to 3-1/2" reveal	141	—
SISMH36	8000, 7000	Arm, main, cushion/spring cushion top jamb, hold open, w/ connecting bar for 3-1/2 to 6-1/2" reveal	261	—
ISST	8000, 7000	Assembly, cushion shoe and connecting arm tube (connects to frame or door, depending on mount)	109	169
SISST	8000, 7000	Assembly, spring cushion spring stop and connecting arm tube (connects to frame or door, depending on mount)	198	351
BUMPERIS	8000, 7000	Bumper cushion and attachment hardware for cushion/spring cushion arms	23	—

Friction Hold Open Arms (8000/7000 Series)

Item	Applicable Series	Description	Painted Finish $	Plated Finish $
FHP	8000, 7000	Friction hold open arm complete tri-pack, 0" to 4" reveal	116	—
FHJ	8000, 7000	Friction hold open arm complete, for top jamb 4" to 8" reveal	112	—
FH	8000, 7000	Arm, friction hold open, complete, for regular or parallel arm	109	—
FHM04	8000, 7000	Arm, friction hold open main and adjusting tube, 0" to 4" reveal	64	—
FHM48	8000, 7000	Arm, friction hold open main and adjusting tube, 4" to 8" reveal	74	—
FHSB	8000, 7000	Shoe and bar, friction hold open	63	—
FHP U15	U1500	Friction hold open arm complete U1500 tri-pack, 0" to 4" reveal (689/695 only)	67	—

Plunger Hold Open Arms (8900/8600 Series)

Item	Applicable Series	Description	Painted Finish $	Plated Finish $
PHP	8900, 8600	Arm, plunger hold open complete for parallel or	172	458
		top jamb mount 1-1/2" to 3-1/2" reveal	—	—
PH	8900, 8600	Arm, plunger hold open complete for regular or top jamb mount 0" to 1-1/2" reveal	167	375
PHM	8900, 8600	Arm, main and adjusting tube only, plunger hold open	108	357
PHSBP	8900, 8600	Shoe and bar, plunger hold open, parallel or top jamb 1-1/2" to 3-1/2" reveal	65	162
PHSB	8900, 8600	Shoe and bar, plunger hold open, regular or top jamb 0" to 1-1/2" reveal	52	154

Track and Track Hold Open Arms/Accessories (TS93/8900/8600/7400/7300 Series)

Item	Applicable Series	Description	Painted Finish $	Plated Finish $
T93	TS93	Arm/slide channel complete (pull side)	180	396
T	8000, 7400, 7300	Arm/slide channel complete, door or frame mount (pull side) T/JT/FT	136	321
ST	TS93	Arm/slide channel complete, spring stop arm (pull side)	317	643
PT93	TS93	Arm/slide channel complete, soffit mount (push side)	203	387
PT	8000, 7400, 7300	Arm/slide channel complete, soffit mount (push side)	161	344
SPT	TS93	Arm/slide channel complete, spring stop arm (push side)	317	643
TDE	8000, 7400, 7300	Arm/slide channel complete, double egress frame mount (pull side)	194	—
T93H	TS93	Arm/slide channel complete, hold open (pull side)	203	420
TH	8000, 7400, 7300	Arm/slide channel complete, door or frame mount hold open (pull side) TH/JTH/FTH	161	344
STH	TS93	Arm/slide channel complete, spring stop arm hold open (pull side)	341	662
PT93H	TS93	Arm/slide channel complete, soffit mount hold open (push side)	203	420
PTH	8000, 7400, 7300	Arm/slide channel complete, soffit mount hold open (push side)	182	367
TDEH	8000, 7400, 7300	Arm/slide channel complete, double egress frame mount hold open (pull side)	216	—
TPKT90	8900	Arm/slide channel complete, all 90° to 119°	169	—
T93PKT90	TS93	Arm/slide channel complete, all 90° to 119° pocket	203	—
T93PKT170	TS93	Arm/slide channel complete, 120° to 170° pocket	203	—
T93PKT180	TS93	Arm/slide channel complete, 170° to 180° pocket (specify hand)	238	—
THKIT	8000, 7400, 7300	Replacement hold open assembly for track installations	59	—
THKIT93ONLY	TS93	Replacement hold open assembly for track installations	67	—

Carry Bars and Extension Kits

Item	Applicable Series	Description	Painted Finish $	Plated Finish $
MK397	GSR	Carry bar — up to 3-6" wide doors	40	83
MK398	GSR	Carry bar — 3-6" and wider doors	44	100
GSR EXT KIT	GSR	Cover and connecting rod extension kit — openings over 8' wide	179	N/A

Touch Up Paint

Item	Applicable Series	Description	List $
PNT689	All	Aluminum aerosol spray paint	32
PNT690	All	Statuary bronze aerosol spray paint	32
PNT691	All	Dull bronze aerosol spray paint	32
PNT693	All	Black aerosol spray paint	32
PNT695	All	Dark duranodic bronze aerosol spray paint	32
PNT696	All	Gold aerosol spray paint	32
PNT689 CASE	All	Aluminum aerosol spray paint, case of 6	161
PNT690 CASE	All	Statuary bronze aerosol spray paint, case of 6	161
PNT691 CASE	All	Dull bronze aerosol spray paint, case of 6	161
PNT693 CASE	All	Black aerosol spray paint, case of 6	161
PNT695 CASE	All	Dark duranodic bronze aerosol spray paint, case of 6	161
PNT696 CASE	All	Gold aerosol spray paint, case of 6	161

EMR/EMF Series

Fire/Life Safety

Item	Applicable Series	Description	List $
COV	8600	Slim plastic closer body cover	18
FC	8900/8600	Full plastic closer body cover	23
FMC	8900/8600	Full metal closer body cover (specify hand)	28
SN1	8900	(4) each 1/4-20 sex nuts for 1-3/4" door	6
SN3	TS93	(4) each 10-32 sex nuts for 1-3/4" door	6
SNB1	8600	(4) each 1/4-20 sex nuts and machine screws for 1-3/4" door	7
SD2	EMR	Replacement detector module	468
RFR	All	Radio frequency receiver for wireless release of hold open	302
HHRFT1	All	Hand held transmitter for wireless release of hold open	149
TRANSF	All	120 VAC to 24 VAC Transformer (External)	60
SCRPKEMRDET	EMR	EMR Standoff for SD-2 Detector Replacement (EMR)	4
TERMINALBLOCK	EMF	Screw-in replacement terminal block 4-pin/white	5

1800 Series

Item	Description	List $
SN1	(4) each 1/4-20 sex nuts for 1-3/4" door	6
SNB1	(4) each 1/4-20 sex nuts and machine screws for 1-3/4" door	8
EXPKIT	Exposed wiring bracket	33
SFKIT	Swing free kit	44
SOL1800	1800 replacement solenoid 24 VAC/DC	315
SD2	Replacement detector module	468
AR	Arm round complete 0"–4" reveal	65
ARJ	Arm round complete, NHO 10mm rod, top jamb 4" to 8" reveal	69
RFR	Radio frequency receiver for wireless release of hold open	302
HHRFT1	Hand held transmitter for wireless release of hold open	149
CAMDRIVE	Replacement Hold Open Cam/Cam Drive	20
TRANSF	120 VAC to 24 VAC Transformer	60
FMC1800	Replacement cover for 1800 Series (specify arm type and hand)	134
T-ARM1800	Track and arm assembly for 1800 Series	81

EM Series

Item	Description	689/695 Finish $	696 Finish $
ER1.5 **	1-1/2" extension rod	63	—
2 **	2" extension rod	71	—
ER7 **	6-3/8"–8" adjustable extension rod	80	—
ER12 **	8-3/8"–12" adjustable extension rod	88	—
CPSHORT	2" projection catch plate (door portion)	92	106
CPLONG	2-5/8" projection catch plate (door portion)	105	120
EMDPPK **	Door plate pack, (plate, bracket and fasteners)	35	—
EMSCRPK **	Universal fastener pack for all EM models	23	—
EMSURFPK **	Surface mount box and fastener pack for EM 509	81	—
EMFACEPLTPK **	Brackets and fastener pack for all EM face plates	22	—

** Available in 689 finish only.

BTS Series

Floor Closers with Cement Cases, Less Spindle

Item	Description	List $
BTS80 - Sz 4,6	Floor closer for non-labeled doors (previously Sz 2 and Sz 3, respectively)	1,092
BTS80 - Sz 3	Floor closer for non-fire rated, light opening force requirements (previously BFE)	1,092
BTS80 F - Sz 5	Floor closer for fire doors (specify hand)	1,117
BTS80 BOX	BTS 80 cement case only	89
BTS75V - NHO	Floor closer for non-labeled doors or fire doors	1,000
BTS75V BF - NHO	Floor closer for non-labeled doors	1,000
BTS75V - 90° HO	Floor closer for non-labeled doors	1,058
BTS75V - 105° HO	Floor closer for non-labeled non-fire rated doors	1,058
BTS75V BF - 90° HO	Floor closer for non-labeled doors	1,058
BTS75V BOX	BTS75V cement case only	84
BTS80 EMB - Sz 5	Floor closer w/ electro-hydraulic hold open (specify hand)	2,837

Interchangeable Spindles

Item	Description	List $
74003	5/16" clearance spindle	76
74005	1/2" clearance spindle	76
74007	5/8" clearance spindle	76
74010	3/4" clearance spindle	76
74012	13/16" clearance spindle	100
74015	7/8" clearance spindle	100
74020	1-1/8" clearance spindle	100
74025	1-5/16" clearance spindle	100
74030	1-1/2" clearance spindle	100
74035	1-11/16" clearance spindle	100
74040	1-7/8" clearance spindle	100
74045	2-1/16" clearance spindle	100
74050	2-5/16" clearance spindle	100

Interchangeable Spindles (Center Hung, Single Acting Packages)**

Item	Description	List $
80003	5/16" clearance spindle	76
80005	1/2" clearance spindle	76
80010	3/4" clearance spindle	76
80015	7/8" clearance spindle	100
80020	1-1/8" clearance spindle	100
80025	1-5/16" clearance spindle	100
80030	1-1/2" clearance spindle	100

** Specify Hand

Floor Plates

Item	Description	Plated Finish $
7410	Floor plate for BTS 80, 80 F, 80 EMB closers	117
7510	Floor plate for BTS 75V closers	117

Center Hung Bottom Arms

Item	Description	List $
7421	Bottom arm for wood or steel doors	78
7422	Bottom arm for aluminum door	106

Center Hung Top Pivots

Item	Description	Painted Finish $	Plated Finish $
8062	Complete top pivot	132	132
8062 COV	Cover only	23	23
HD8062	Heavy-duty complete top pivot	404	404

3/4" Offset Hung Top Pivots

Item	Description	Painted Finish $	Plated Finsh $
75120	Full mortise standard top pivot	201	201
75122	Full mortise top pivot — 20 minute rated fire door	223	223
75133	Full mortise top pivot — 3 hour rated fire door	264	458
75140	Full mortise top pivot — 1-3/4" lead-lined doors	373	373
75140-2	Full mortise top pivot — 2" lead-lined doors	416	416
75140-2-1/4	Full mortise top pivot — 2-1/4" lead-lined doors	416	416
75140-2-1/2	Full mortise top pivot — 2-1/2" lead-lined doors	416	416
75140-3	Full mortise top pivot — 3" lead-lined doors	416	416
75142	Full mortise top pivot — 20 minute rated, 1-3/4" lead-lined doors	397	397
75142-2	Full mortise top pivot — 20 minute rated, 2" lead-lined doors	445	445
75142-2-1/4	Full mortise top pivot — 20 minute rated, 2-1/4" lead-lined doors	445	445
75142-2-1/2	Full mortise top pivot — 20 minute rated, 2-1/2" lead-lined doors	445	445
75142-3	Full mortise top pivot — 20 minute rated, 3" lead-lined doors	445	445
75143	Full mortise top pivot — 3 hour rated, 1-3/4" lead-lined doors	447	609
75143-2	Full mortise top pivot — 3 hour rated, 2" lead-lined doors	507	669
75143-2-1/4	Full mortise top pivot — 3 hour rated, 2-1/4" lead-lined doors	507	669
75143-2-1/2	Full mortise top pivot — 3 hour rated, 2-1/2" lead-lined doors	507	669
75143-3	Full mortise top pivot — 3 hour rated, 3" lead-lined doors	507	669

3/4" Offset Hung Intermediate Pivots **

Item	Description	Painted Finish $	Plated Finish $
75220	Full mortise standard intermediate pivot	288	288
75222	Full mortise intermediate pivot — 20 minute rated fire door	308	308
75233	Full mortise intermediate pivot — 3 hour rated fire door	324	625
75240	Full mortise intermediate pivot — 1-3/4" lead-lined doors	433	433
75240-2	Full mortise intermediate pivot — 2" lead-lined doors	475	475
75240-2-1/4	Full mortise intermediate pivot — 2-1/4" lead-lined doors	475	475
75240-2-1/2	Full mortise intermediate pivot — 2-1/2" lead-lined doors	475	475
75240-3	Full mortise intermediate pivot — 3" lead-lined doors	475	475
75242	Full mortise intermediate pivot — 20 minute rated, 1-3/4" lead-lined doors	458	458
75242-2	Full mortise intermediate pivot — 20 minute rated,2" lead-lined doors	505	505
75242-2-1/4	Full mortise intermediate pivot — 20 minute rated, 2-1/4" lead-lined doors	505	505
75242-2-1/2	Full mortise intermediate pivot — 20 minute rated, 2-1/2" lead-lined doors	505	505
75242-3	Full mortise intermediate pivot — 20 minute rated, 3" lead-lined doors	505	505
75243	Full mortise intermediate pivot — 3 hour rated, 1-3/4" lead-lined doors	469	909
75243-2	Full mortise intermediate pivot — 3 hour rated, 2" lead-lined doors	530	969
75243-2-1/4	Full mortise intermediate pivot — 3 hour rated, 2-1/4" lead-lined doors	530	969
75243-2-1/2	Full mortise intermediate pivot — 3 hour rated, 2-1/2" lead-lined doors	530	969
75243-3	Full mortise intermediate pivot — 3 hour rated, 3" lead-lined doors	530	969

** All intermediate pivots are handed.

3/4" Offset Hung Bottom Arms ▲

Item	Description	Painted Finish $	Plated Finish $
75323	Standard and heavy-duty bottom arm w/cover cap	107	107
CAP .75	Cover cap only for 75323 (specify hand)	37	37
75343	Standard and heavy-duty bottom arm, 1-3/4" lead-lined doors	349	349
75343-2	Standard and heavy-duty bottom arm, 2" lead-lined doors	390	390
75343-2-1/4	Standard and heavy-duty bottom arm, 2-1/4" lead-lined doors	390	390
75343-2-1/2	Standard and heavy-duty bottom arm, 2-1/2" lead-lined doors	390	390
75343-3	Standard and heavy-duty bottom arm, 3" lead-lined doors	390	390

▲ All bottom arms are handed.

1-1/2" Offset Hung Top Pivots

Item	Description	Painted Finish $	Plated Finish $
15120	Full mortise standard top pivot	313	313
15122	Full mortise top pivot — 20 minute rated fire door	349	349
15133	Full mortise top pivot — 3 hour rated fire door	378	686

1-1/2" Offset Hung Intermediate Pivots **

Item	Description	Painted Finish $	Plated Finish $
15220	Full mortise standard intermediate pivot	433	433
15222	Full mortise intermediate pivot — 20 minute rated fire door	469	469
15233	Full mortise intermediate pivot — 3 hour rated fire door	481	843

** All intermediate pivots are handed.

1-1/2" Offset Hung Bottom Arms ▲

Item	Description	Painted Finish $	Plated Finish $
15323	Standard and heavy-duty bottom arm w/cover cap (specify hand)	273	273
CAP 1.5	Cover cap only for 15323 (specify hand)	38	38

▲ All bottom arms are handed.

Electrified Pivots

Item	Description	Painted Finish $	Plated Finish $
75200	Thru-wire 3/4" offset intermediate pivot — 8 wire**	537	537
E80622	Thru-wire center hung top pivot — 2 wire	587	587
E80624	Thru-wire center hung top pivot — 4 wire	587	587

** All intermediate pivots are handed.

Pocket Pivots

Item	Description	Painted Finish $	Plated Finish $
75520	Standard pocket pivot	435	525
75523	3 hour rated pocket pivot	459	553

Miscellaneous

Item	Description	Painted Finish $	Plated Finish $
7451N	Slide arm assembly for independently hung doors	211	422
7451N-A (Arm plated only)	Slide arm assembly for independently hung doors	211	320
TP80	▲ Terrazo pan for BTS 80, 80 F, 80 EMB — 3/4" offset (Handed)	527	—
TP80 CH	▲ Terrazo pan for BTS 80, 80 F, 80 EMB — Center hung or 1-1/2" offset	479	—
TP75	▲ Terrazo pan for BTS 75V — 3/4" offset (Handed)	502	—
TP75 CH	▲ Terrazo pan for BTS 75V — Center hung or 1-1/2" offset	456	—
SC2	Sealing compound	72	—

▲ Terrazo pans are available stainless steel only.

ITS Series

Item	Description	List $
THKIT	ITS hold open kit	62
BRKT ITS WOOD	Wood frame mounting kit	29
BRKT ITS METAL	Steel frame mounting kit	29

RTS Series

Overhead Concealed Closers with Mounting Brackets

Item	Description	Painted Finish $	Plated Finish $
RTS88 105° NHO -Sz 3, 4, BFI, BFE	Closer with 105° bumper without hold open	410	—
RTS88 105° HO -Sz 3 4, BFI or BFE	Closer with 105° bumper with 105° hold open	410	—
RTS88 90° NHO -Sz 2, 3 or 4	Closer with 90° bumper without hold open	410	—
RTS88 90° HO - Sz 2, 3 or 4	Closer with 90° bumper and 90° hold open	410	—

NOTES:
- RTS88 closer bodies are painted 689 only.
- RTS88 products are available with a N/C 5 mm extended spindle for optimal spindle bite.

Side Load Components

Item	Description	Painted Finish $	Plated Finish $
8831 ✐	Closer arm, 1/2" top rail	108	—
8832 ✐	Closer arm, wood door	184	—
8570 ✐	Floor pivot, 1-15/16" rail	89	—
8572 ✐	Threshold pivot, 1-9/16" rail	71	—
7421 ✐	Bottom arm for wood or steel doors	78	—
7471K	Center or offset hung standard duty floor bearing	106	106
7471K COV	Cover plate only for 7471K	40	40

✐ Components available in zinc plated finish only.

End Load Components

Item	Description	List $
8835	Closer arm, 1" top rail	110
8836	Closer arm, 7/8" top rail	110
8836S	Closer arm, 7/8" top rail glass door shoe	190
8837	Closer arm, 5/8" top rail	110
8838	Closer arm, 3/4" top rail	110
8852	Floor pivot, 7/8" bottom rail	76
8853	Floor pivot, 1-9/16" bottom rail	76
8855	Threshold pivot, 7/8" bottom rail	76
8856	Threshold pivot, 1-3/8" bottom rail	76
8857	Threshold pivot, 1-9/16" bottom rail	76

Offset Hung Components

Item	Description	List $
8812	Slide arm and channel, 3/4" rail	164
8812 Block	Replacement slide shoe	15
8511	Slide arm cover/applied stop (specify hand)	260

Offset Hung Components

Item	Description	Painted Finish $	Plated Finish $
8561	Wood frame cover plate	67	155
8563	Aluminum frame cover plate	67	—
8575	Steel frame cover plate	67	155

Miscellaneous Components

Item	Description	List $
8521E	Add-on 1-5/16" spindle extension	57
8532	Steel header closer mounting channel	57
8820J	Conversion bracket kit for Jackson replacement	17

LM Series

Center Hung Bottom Arms

Item	Description	List $
7421	Bottom arm for wood or steel doors	78
7422	Bottom arm for aluminum door	110

Center Hung Top Pivots

Item	Description	Painted Finish $	Plated Finish $
8062	Complete top pivot	132	132
8062.5	Frame portion only, special 1/2" diameter pin	107	107
8062.6	Frame portion only, standard pin	95	95
HD8062	Heavy-duty complete top pivot	437	437
8062 EXT PIN	Extended pin only	47	—
8062 LOWER	Door portion only	33	—
8062 COV	Cover only	23	23

3/4" Offset Hung Top Pivots

Item	Description	Painted Finish $	Plated Finish $
75120	Full mortise standard top pivot	201	201
75120/102	Full mortise standard top pivot, for pull side reveal condition (specify hand)	324	324
75122	Full mortise top pivot — 20 minute rated fire door	223	223
75133	Full mortise top pivot — 3 hour rated fire door	264	458
75140	Full mortise top pivot — 1-3/4" lead-lined doors	373	373
75140-2	Full mortise top pivot — 2" lead-lined doors	416	416
75140-2-1/4	Full mortise top pivot — 2-1/4" lead-lined doors	416	416
75140-2-1/2	Full mortise top pivot — 2-1/2" lead-lined doors	416	416
75140-3	Full mortise top pivot — 3" lead-lined doors	416	416
75142	Full mortise top pivot — 20 minute rated, 1-3/4" lead-lined doors	397	397
75142-2	Full mortise top pivot — 20 minute rated, 2" lead-lined doors	445	445
75142-2-1/4	Full mortise top pivot — 20 minute rated, 2-1/4" lead-lined doors	445	445
75142-2-1/2	Full mortise top pivot — 20 minute rated, 2-1/2" lead-lined doors	445	445
75142-3	Full mortise top pivot — 20 minute rated, 3" lead-lined doors	445	445
75143	Full mortise top pivot — 3 hour rated, 1-3/4" lead-lined doors	447	609
75143-2	Full mortise top pivot — 3 hour rated, 2" lead-lined doors	507	669
75143-2-1/4	Full mortise top pivot — 3 hour rated, 2-1/4" lead-lined doors	507	669
75143-2-1/2	Full mortise top pivot — 3 hour rated, 2-1/2" lead-lined doors	507	669
75143-3	Full mortise top pivot — 3 hour rated, 3" lead-lined doors	507	669

3/4" Offset Hung Intermediate Pivots **

Item	Description	Painted Finish $	Plated Finish $
75220	Full mortise standard intermediate pivot	288	288
75222	Full mortise intermediate pivot — 20 minute rated fire door	308	308
75233	Full mortise intermediate pivot — 3 hour rated fire door	324	625
75240	Full mortise intermediate pivot — 1-3/4" lead-lined doors	433	433
75240-2	Full mortise intermediate pivot — 2" lead-lined doors	475	475
75240-2-1/4	Full mortise intermediate pivot — 2-1/4" lead-lined doors	475	475
75240-2-1/2	Full mortise intermediate pivot — 2-1/2" lead-lined doors	475	475
75240-3	Full mortise intermediate pivot — 3" lead-lined doors	475	475
75242	Full mortise intermediate pivot — 20 minute rated 1-3/4" lead-lined doors	458	458
75242-2	Full mortise intermediate pivot — 20 minute rated 2" lead-lined doors	505	505
75242-2-1/4	Full mortise intermediate pivot — 20 minute rated 2-1/4" lead-lined doors	505	505
75242-2-1/2	Full mortise intermediate pivot — 20 minute rated 2-1/2" lead-lined doors	505	505
75242-3	Full mortise intermediate pivot — 20 minute rated 3" lead-lined doors	505	505
75243	Full mortise intermediate pivot — 3 hour rated 1-3/4" lead-lined doors	469	908
75243-2	Full mortise intermediate pivot — 3 hour rated 2" lead-lined doors	530	969
75243-2-1/4	Full mortise intermediate pivot — 3 hour rated 2-1/4" lead-lined doors	530	969
75243-2-1/2	Full mortise intermediate pivot — 3 hour rated 2-1/2" lead-lined doors	530	969
75243-3	Full mortise intermediate pivot — 3 hour rated 3" lead-lined doors	530	969

****** All intermediate pivots are handed.

3/4" Offset Hung Bottom Arms

Item	Description	Painted Finish $	Plated Finish $
75320	Side jamb bottom pivot (specify hand)	371	371
75323	Standard and heavy-duty bottom arm w/ cover cap (specify hand)	107	107
CAP .75	Cover cap only for 75323 (specify hand)	37	37
75343	Standard and heavy-duty bottom arm — 1-3/4" lead-lined doors (specify hand)	349	349
75343-2	Standard and heavy-duty bottom arm — 2" lead-lined doors (specify hand)	390	390
75343-2-1/4	Standard and heavy-duty bottom arm — 2-1/4" lead-lined doors (specify hand)	390	390
75343-2-1/2	Standard and heavy-duty bottom arm — 2-1/2" lead-lined doors (specify hand)	390	390
75343-3	Standard and heavy-duty bottom arm — 3" lead-lined doors (specify hand)	390	390

1-1/2" Offset Hung Top Pivots

Item	Description	Painted Finish $	Plated Finish $
15120	Full mortise standard top pivot	313	313
15122	Full mortise top pivot — 20 minute rated fire door	349	349
15133	Full mortise top pivot — 3 hour rated fire door	378	686

1-1/2" Offset Hung Intermediate Pivots **

Item	Description	Painted Finish $	Plated Finish $
15220	Full mortise standard intermediate pivot	433	433
15222	Full mortise intermediate pivot — 20 minute rated fire door	469	469
15233	Full mortise intermediate pivot — 3 hour rated fire door	481	843

** All intermediate pivots are handed.

1-1/2" Offset Hung Bottom Arms

Item	Description	Painted Finish $	Plated Finish $
15323	Standard and heavy-duty bottom arm w/ cover cap (specify hand)	273	273
CAP 1.5	Cover cap only for 15323 (specify hand)	38	38

Floor Bearings

Item	Description	Painted Finish $	Plated Finish $
7471K	Center or offset hung standard duty floor bearing	106	106
7171K EXT	Center or offset hung standard duty floor bearing with extended spindle. Available in 5 mmincrements. Specify 5 mm to 50 mm in height.	145	145
7471K COV	Cover plate only for 7471K	39	39
7471HD/74005	Center or offset hung heavy duty floor bearing (includes 74005)	—	557

Electrified Pivots

Item	Description	Painted Finish $	Plated Finish $
75200	Thru-wire 3/4" offset intermediate pivot — 8 wire	537	537
E80622	Thru-wire center hung top pivot — 2 wire	587	587
E80624	Thru-wire center hung top pivot — 4 wire	587	587

Pocket Pivots

Item	Description	Painted Finish $	Plated Finish $
75520	Standard pocket pivot	435	525
75523	3 hour rated pocket pivot	459	553

Interchangeable Spindles (for use with 7471HD)

Item	Description	List $
74003	9/16" clearance spindle (when used w/ 7471HD)	76
74005	3/4" clearance spindle (when used w/ 7471HD, standard)	76
74007	7/8" clearance spindle (when used w/ 7471HD)	76
74010	1" clearance spindle (when used w/ 7471HD)	76
74012	1-1/16" clearance spindle (when used w/ 7471HD)	100
74015	1-1/8" clearance spindle (when used w/ 7471HD)	100
74020	1-3/8" clearance spindle (when used w/ 7471HD)	100
74025	1-9/16" clearance spindle (when used w/ 7471HD)	100
74030	1-3/4" clearance spindle (when used w/ 7471HD)	100

900/700 Series

Item	Description	Painted Finish $	Plated Finish $
7090	Pull side mounting bracket (900/700)	50	109
900RTSCH	Push side mounting bracket for use with RTS center hung closer. Provides mount for surface applied stop mount plate to prevent screws from damaging RTS closer body.	50	109
902RTSOFF	Push side mounting bracket for 902 stop/holder, used with offset pivots when RTS closer is installed in the header.	50	109
903RTSOFF	Push side mounting bracket for 903 stop/holder, used with offset pivots and an RTS closer installed in the header.	50	109

dormakaba USA Inc.
Tel: 800-523-8483
Fax: 800-274-9724
www.dormakaba.us
dahorders.us@dormakaba.com