
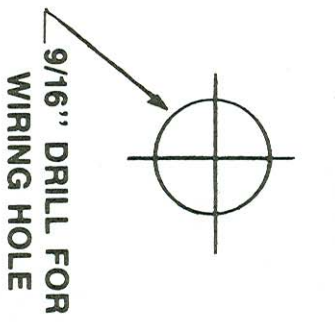



PRINTING INSTRUCTIONS: SET PAGE SCALING TO NONE. USE LEGAL PAPER.



PLACE ON CENTER LINE OF DOOR OPENING

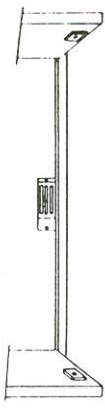


PLACE AGAINST HEADER

FOLD ON DOTTED LINE

1/4" DRILL - 9/16" DEEP

4 HOLES



2012 SERIES ELECTROMAGNETIC LOCK FROM OUTSIDE YOU SHOULD SEE THIS WITH ADJUSTABLE MOUNTING



11/32" DRILL FOR THRU BOLT MOUNTING OR 5/16" - 18 TAP FOR MOUNTING ON REINFORCED DOOR ONLY (SEE INSTRUCTIONS)

11/32" DRILL FOR THRU BOLT MOUNTING OR 5/16" - 18 TAP FOR MOUNTING ON REINFORCED DOOR ONLY (SEE INSTRUCTIONS)