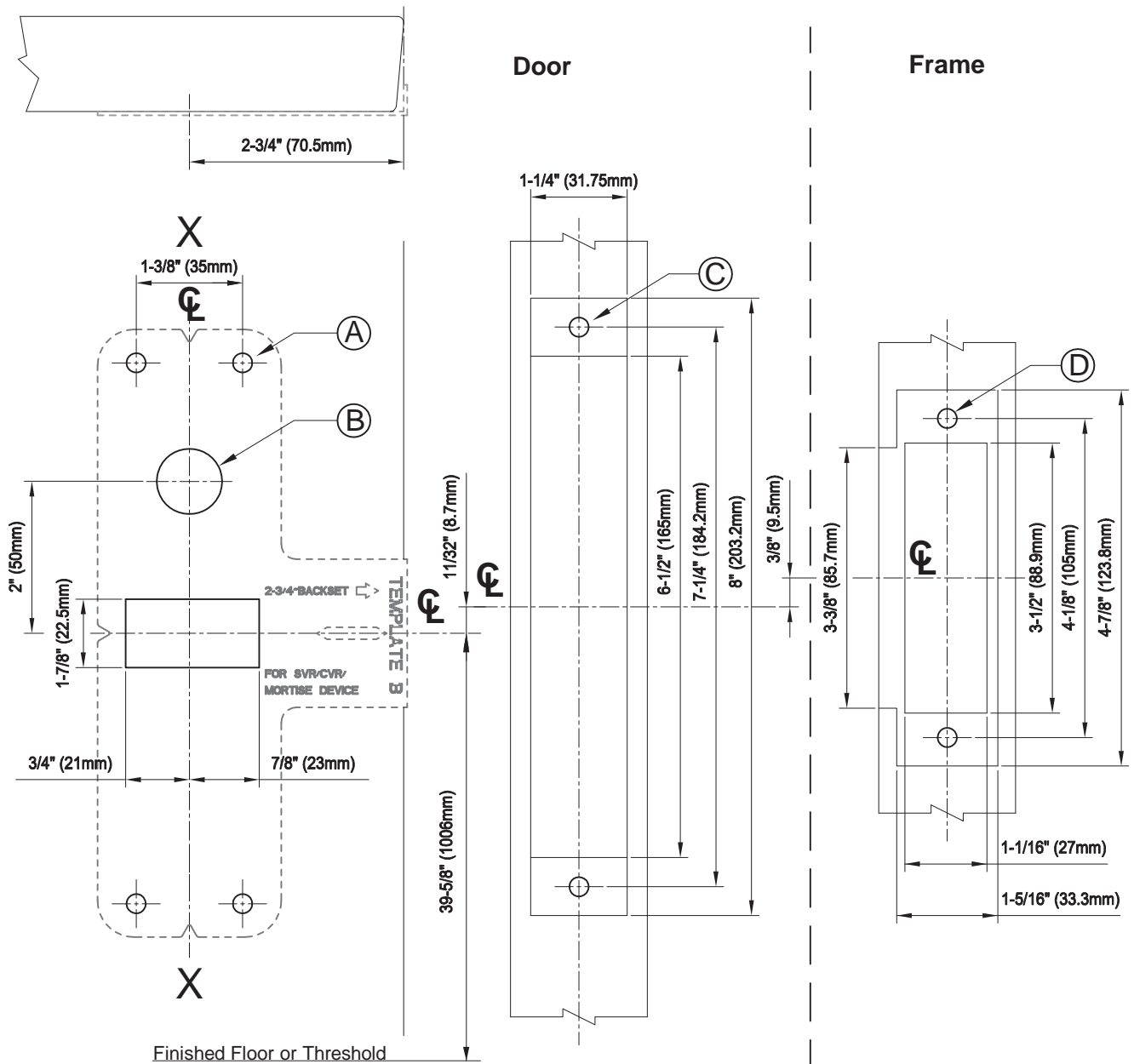


Templates

FOR ED1400/ED1400F WITH 306 STRIKE

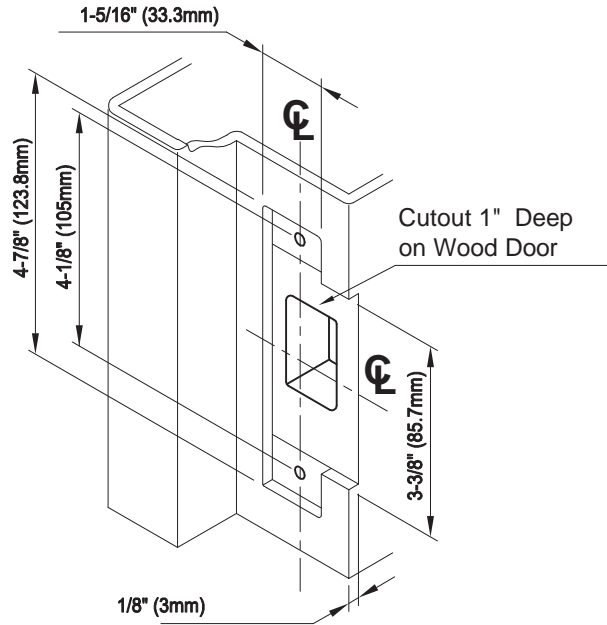


Notation	Illustration	Applications	Dimension	
			Metal	Wood
A	○	Exit Only	#25 Drill	1/8" (3mm) Drill
		Sex Bolt or Trim	#10-24 Tap	Pilot 1" Deep
			1/4" (6mm) Drill (Device Side)	
			13/32" (10.3mm) Drill (Trim Side)	
B	○	Double Cylinder	7/8" (22mm) Drill (Cut Device Side Only)	
C	○	Mortise Lock Case	#16 Drill	5/32" (4mm) Drill
			#12-24 Tap	Pilot 1" Deep
D	○	Strike	#16 Drill	5/32" (4mm) Drill
			#12-24 Tap	Pilot 1" Deep

Templates

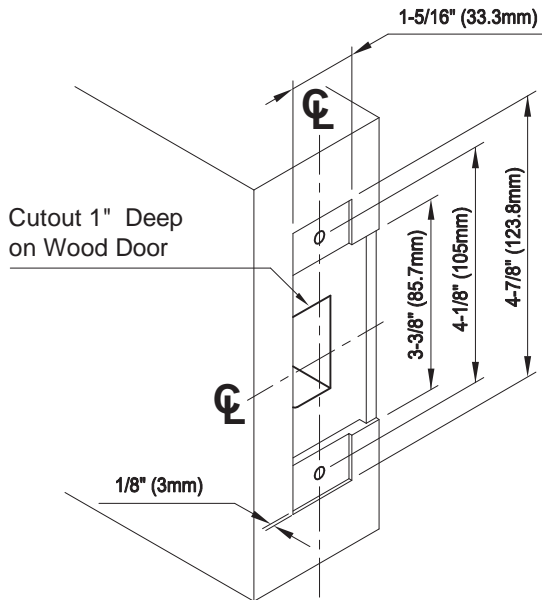
Preparation of Strike for Mortise

306 Strike



SINGLE DOOR

306/336 Strike



DOUBLE DOOR

337/338 Open Back Strike

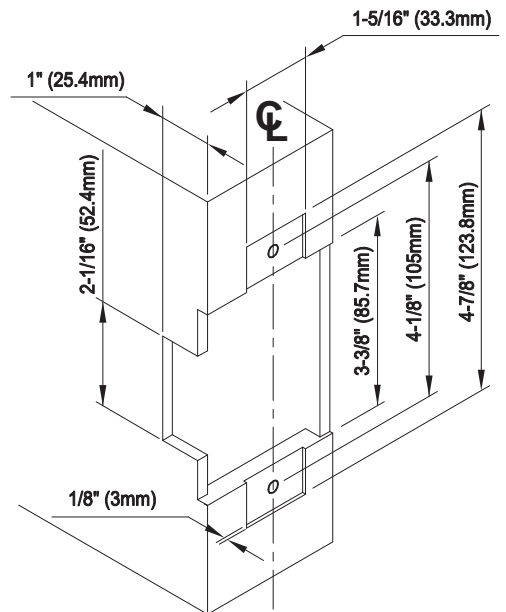


Illustration	Applications	Dimension	
		Metal	Wood
○	Strike Screw	#25 Drill #10-24 Tap	1/8" (3mm) Drill Pilot 1" Deep