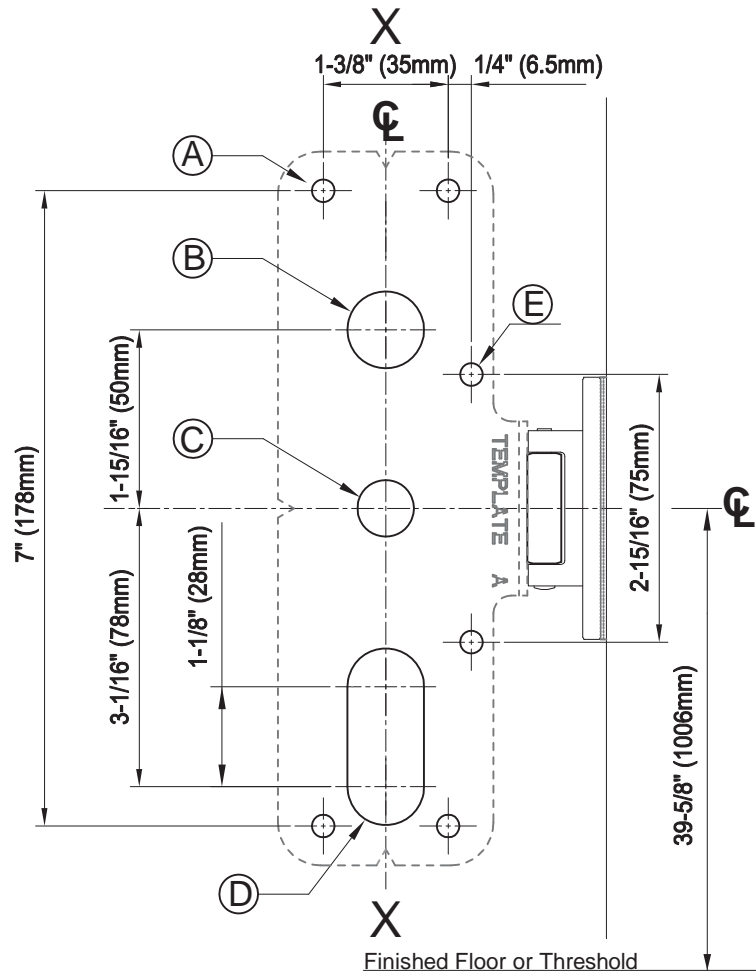
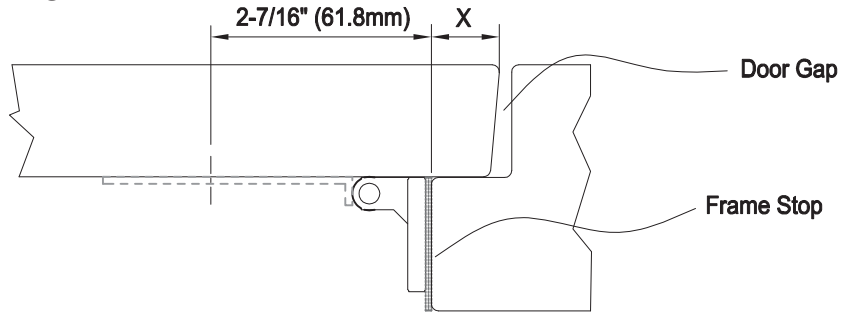


# Templates

FOR ED1500F with 108 AND 227 STRIKE

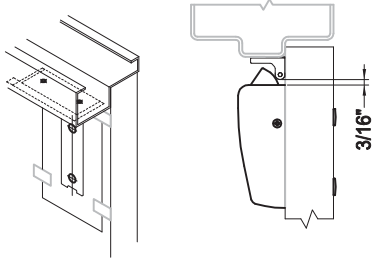


NOTATION	ILL.	APPLICATIONS	DIMENSION	
			METAL	WOOD
A	○	EXIT ONLY	#25 DRILL #10-24 TAP	3 (1/8") DRILL PILOT 1" DEEP
		SEX BOLT OR TRIM	6 (1/4") DRILL (DEVICE SIDE) 10.3 (13/32") DRILL (TRIM SIDE)	
B	○	DOUBLE CYLINDER	22 (7/8") DRILL (CUT DEVICE SIDE)	
C	○	OUTSIDE CYLINDER	16 (5/8") DRILL (CUT DEVICE SIDE)	16 (5/8") DRILL (CUT THRU)
D	◻	TRIM WITH WORKING LEVER	22 (7/8") DRILL (CUT DEVICE SIDE ONLY)	
E	○	SUPPORT BRACKET	#25 DRILL #10-24 TAP	3 (1/8") DRILL PILOT 1" DEEP

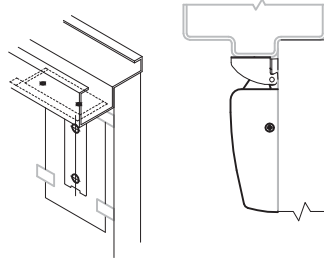
# Templates

## Preparation of Top Latch for SVR/3PT

Top Latch & 106 Strike



Top Latch & 108 Strike



Top Latch & 215 Strike

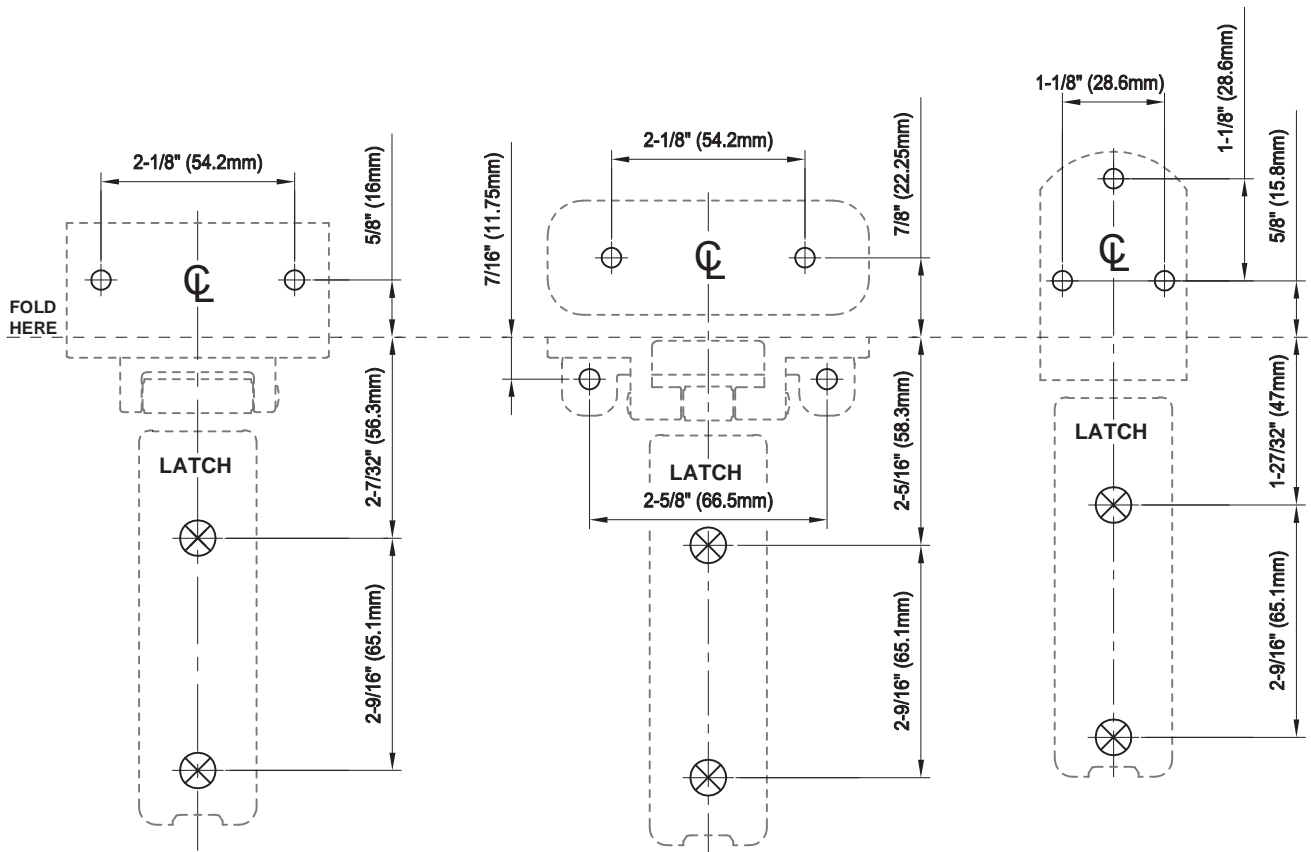
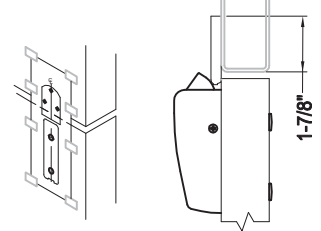
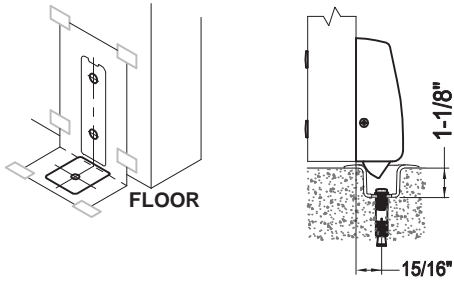


Illustration	Applications	Dimension	
		Metal	Wood
○	Strike Screw	#25 Drill #10-24 Tap	1/8" (3mm) Drill Pilot 1" Deep
⊗	Sex Bolt	5/16" (8mm) Drill (Device Side) 13/32" (10.3mm) Drill (Outside)	

# Templates

## Preparation of Bottom Latch for SVR/CVR/3PT

**Bottom Latch & 227 Strike**



**Bottom Latch & 224 Strike**

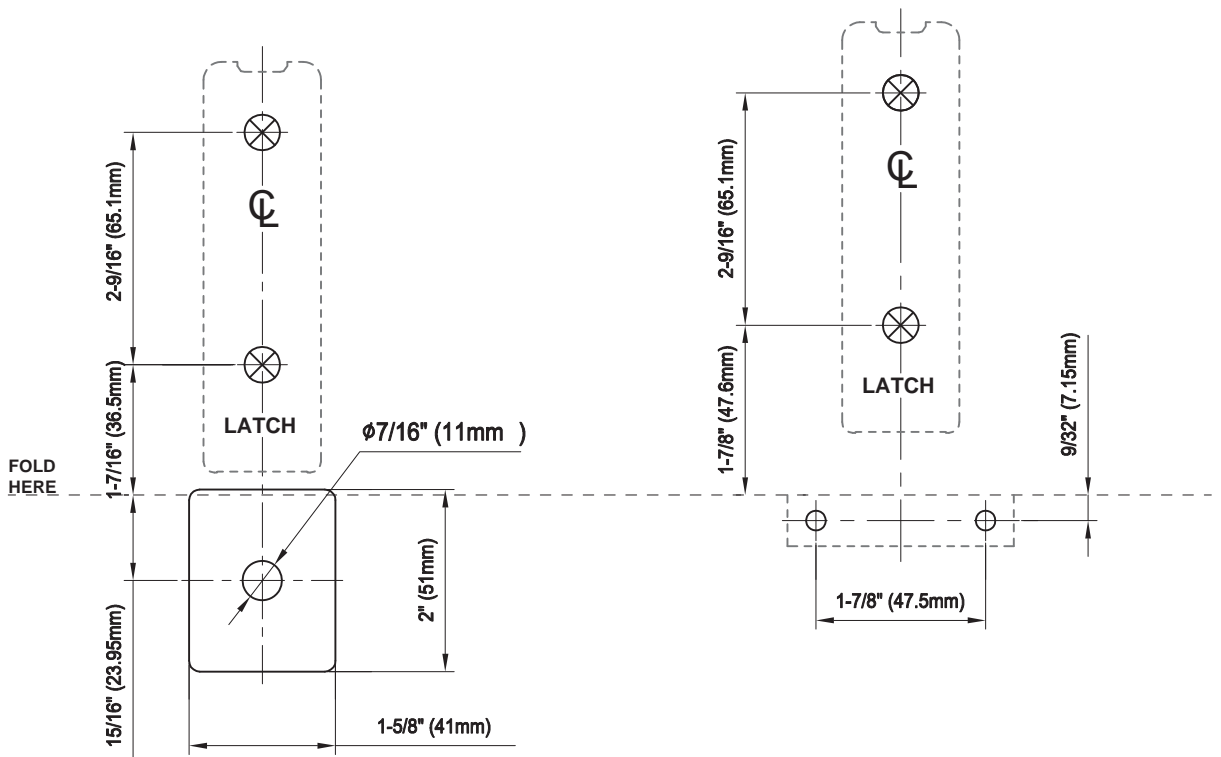
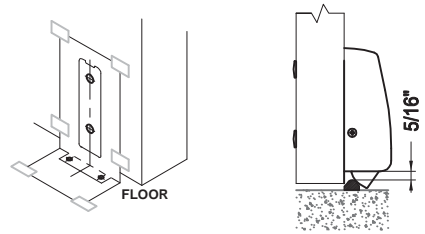


Illustration	Applications	Dimension	
		Metal	Wood
○	Strike Screw	#25 Drill #10-24 Tap	1/8" (3mm) Drill Pilot 1" Deep
⊗	Sex Bolt	5/16" (8mm) Drill (Device Side) 13/32" (10.3mm) Drill (Outside)	