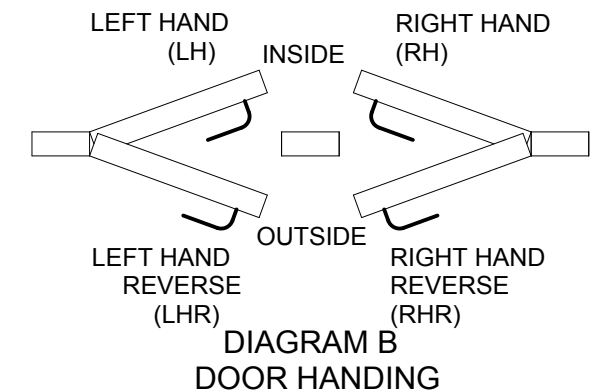
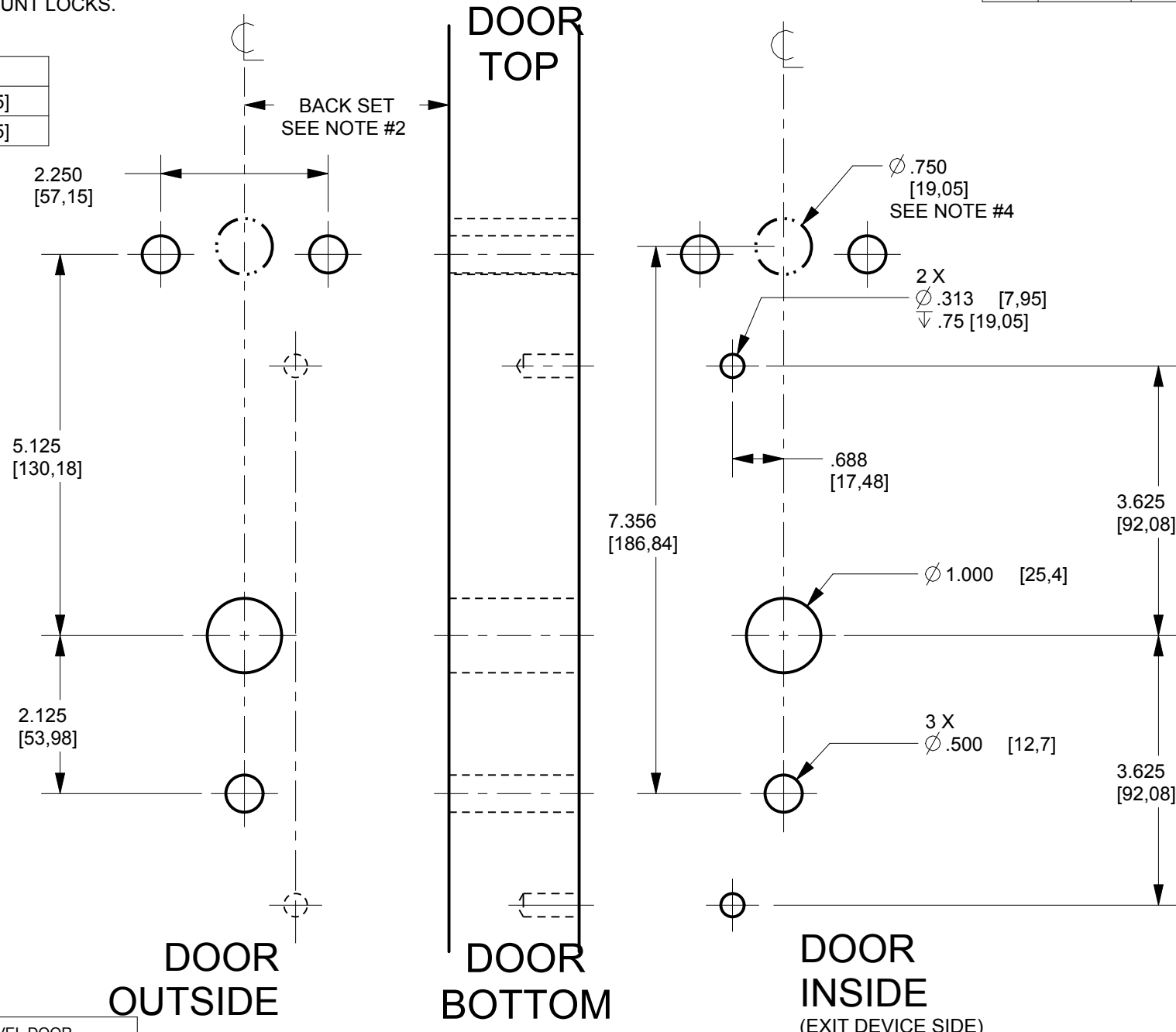


NOTES:

- FOR EXIT DEVICE AND MORTISE LOCK CUT-OUT REFER TO EXIT DEVICE MANUFACTURER INSTALLATION INSTRUCTIONS.
- BACKSET SHOWN FOR REFERENCE ONLY, ADJUST BACKSET TO EXIT DEVICE MANUFACTURER INSTALLATION INSTRUCTIONS. BACKSET TO BE ADJUSTED TO LOW AND HIGH BEVEL DOOR EDGE AS PER DIAGRAM A TABLE.
- DIMENSIONS ARE SYMMETRICAL ABOUT ϕ UNLESS OTHERWISE NOTED.
- THIS HOLE ONLY FOR LOCK WITH MESSENGER OR BLUETOOTH.
FOR COMPLETE HOLE PATTERN REFER TO DRAWING DT-515149 OR IP-515149 FOR RIM AND MORTISE LOCKS, OR DT-515150/IP-515150 FOR SURFACE MOUNT LOCKS.
- ALL DIMS ARE IN INCHES [mm]

| REVISIONS | | | | | |
|-----------|-------|---|------------------|--------------------|-----------|
| REV | ECN | DESCRIPTION | FAIT PAR MADE BY | VERIF PAR CHK'D BY | DATE |
| 1 | 13211 | ORIGINAL RELEASED FOR PILOT | P.P. | A.T. | 17JN 2009 |
| 2 | 15719 | NOTES ADJUSTED, NEW DESCRIPTION | P.P. | C.D. | 15JA 2016 |
| 3 | 15987 | DESCRIPTION ADJUSTED : CORBIN RUSSWIN MODEL (ED5200/ED5400) ADDED | A.E. | C.D. | 10OC 2016 |

| SPECIFIC TOLERANCES | |
|---------------------|---------------------------|
| DISTANCES | $\pm .030$ [± 0.75] |
| HOLES ϕ | $\pm .010$ [± 0.25] |



VERSION 4
LHR LOCK

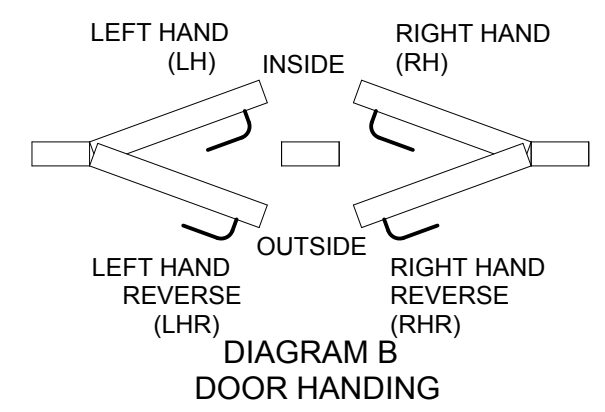
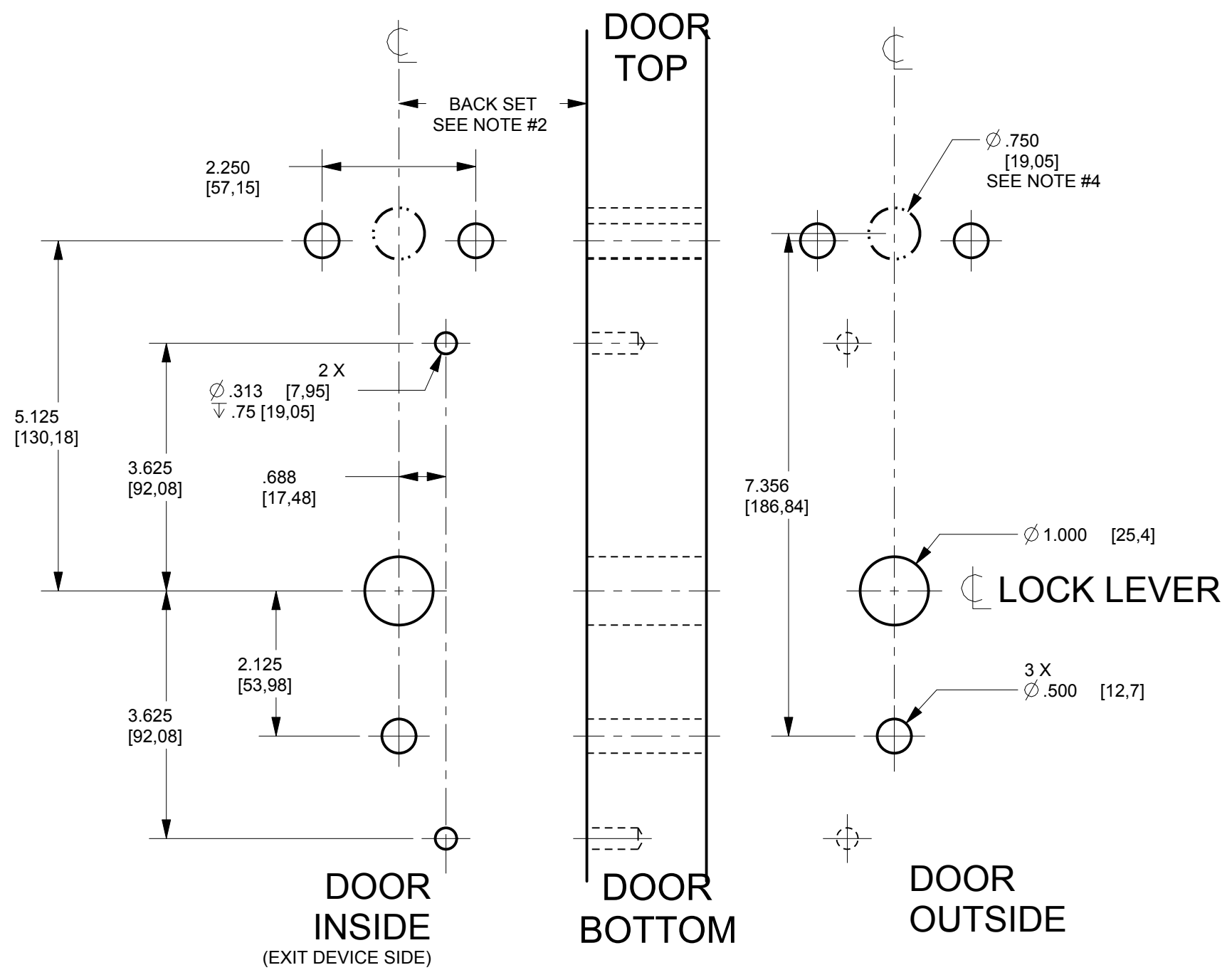
DIAGRAM A - BACK SET AJUSTEMENT FOR 3 BEVEL DOOR

| DOOR THICKNESS DIMENSION X | BACK SET AJUSTEMENT DIMENSION Y |
|----------------------------|---------------------------------|
| 1.25 (31,8mm) | .032 (0,81mm) |
| 1.50 (38,1mm) | .039 (1,00mm) |
| 1.75 (44,5mm) | .046 (1,17mm) |
| 2.00 (50,8mm) | .052 (1,32mm) |
| 2.25 (57,2mm) | .059 (1,50mm) |
| 2.50 (63,5mm) | .065 (1,65mm) |
| 2.75 (69,9mm) | .072 (1,83mm) |

- SYMBOLS:
- ∇ DEEP
 - \square COUNTERBORE
 - ϕ CENTER LINE
 - ϕ DIAMETER
 - \leftarrow NOT TO SCALE

SCALE 1:2

| | | | | | | |
|---|--|--|---|-----------------------|---|---|
| | DIMENSIONS CRITIQUES / CRITICAL DIMENSIONS | SANS AUTRES SPECIFICATIONS, LES DIMENSIONS SONT POUCES [millimètres] ET S'APPLIQUENT APRÈS FINITION. UNLESS OTHERWISE SPECIFIED, DIMENSIONS ARE INCHES [millimeters] AND APPLY AFTER FINISH. | DESSIN PAR: P.PRIEUR | 17JN09 | | 7301, Decarie Boul Montreal, QC Canada H4P 2G7 www.kaba-ilco.com |
| | | PROJECTION 31em ANGLE / THIRD ANGLE PROJECTION | NE PAS MESURER SUR LE DESSIN / DO NOT SCALE DRAWING | CONCU PAR: A.TOLEDANO | | |
| DIMENSIONING AND TOLERANCING AS PER AMERICAN SOCIETY OF MECH ENGINEERS ASME Y14.5-1994 CE DOCUMENT EST LA PROPRIETE STRICTE DE KABA. LES DONNEES QUIIL CONTIENT NE PEUVENT ETRE COPIEES OU DIVULGUEES A UNE TIERCE PARTIE SANS LE CONSENTEMENT ECRIT DE KABA. CE DOCUMENT DEVRA ETRE RETOURNE SUR DEMANDE A KABA. THIS DOCUMENT IS PROPERTY OF KABA. THE DATA CONTAINED IS PROPRIETARY AND SHALL NOT BE COPIED OR DISCLOSED TO A THIRD PARTY WITHOUT WRITTEN CONSENT OF KABA. THIS DOCUMENT WILL BE RETURNED TO KABA UPON DEMAND. UNE VERSION FRANCAISE DE CE DOCUMENT EST DISPONIBLE SUR DEMANDE. | | | APPROUVE PAR: - | - | 630, 730, 750, 79E, E-PLEX 2000 AND POWER-PLEX 2000 LOCK SERIES DOOR PREPARATION DRAWING YALE RIM 7100/SVR 7170 & CORBIN RUSSWIN RIM ED5200/ SVR ED5400 | |
| TOLERANCES: | | | MATERIAU / MATERIAL | | FORMAT | |
| THIS DRAWING HAS SPECIFIC TOLERANCES, SEE NOTES | | | NOT APPLICABLE | | NO PIECE / PART NO: | |
| CE DESSIN A DES TOLERANCES SPECIFIQUES, VOIR LES NOTES | | | NOT APPLICABLE | | NO DESSIN / DRAWING NO: | |
| UNE VERSION FRANCAISE DE CE DOCUMENT EST DISPONIBLE SUR DEMANDE. | | | TRAITEMENT THERMIQUE / HEAT TREATMENT | | B | |
| | | | NOT APPLICABLE | | ECH SCALE | |
| | | | | | SEE VIEWS | |
| | | | | | PG SHT | |
| | | | | | 1 | |
| | | | | | DE OF | |
| | | | | | 2 | |



VERSION 4

RHR LOCK

SCALE 1:2

- SYMBOLS:
- ∇ DEEP
 - COUNTERBORE
 - ⊕ CENTER LINE
 - ∅ DIAMETER
 - ← NOT TO SCALE

CE DOCUMENT EST LA PROPRIETE STRICTE DE KABA. LES DONNEES QU'IL CONTIENT NE PEUVENT ETRE COPIEES OU DIVULGUEES A UNE TIERCE PARTIE SANS LE CONSENTEMENT ECRIT DE KABA. CE DOCUMENT DEVRA ETRE RETOURNE SUR DEMANDE A KABA.

THIS DOCUMENT IS PROPERTY OF KABA. THE DATA CONTAINED IS PROPRIETARY AND SHALL NOT BE COPIED OR DISCLOSED TO A THIRD PARTY WITHOUT WRITTEN CONSENT OF KABA. THIS DOCUMENT WILL BE RETURNED TO KABA UPON DEMAND.

UNE VERSION FRANCAISE DE CE DOCUMENT EST DISPONIBLE SUR DEMANDE.



7301, Decarie Boul
Montreal, QC Canada
H4P 2G7
www.kaba-ilco.com

| | | | | | |
|------------------------------------|---------------------|-------------------------|---|-------|---|
| FORMAT | NO PIECE / PART NO: | NO DESSIN / DRAWING NO: | | | |
| B | N/A | IP-513067 | | | |
| FOR COMPLETE TITLE REFER TO PAGE 1 | | PG SHT | 2 | DE OF | 2 |