


EXARREXKIT-ED

INSERT INSTRUCTIONS

The Command Access EXARREXKIT-ED is a field-installable Request to Exit switch for the Adams Rite EX series exit devices.



KIT INCLUDES

- A. 60506 - EXARREXKIT-ED
- B. 40775 - 6-32 X 1/4 SCREW (2)
- C. 20059 - CABLE TIE MOUNT
- D. 20060 - CABLE TIE
- E. 20015 - REX SWITCH LABEL

TOOLS REQUIRED

#2 PHILLIPS SCREWDRIVER




SCAN ME FOR
MORE INFORMATION

SPECIFICATIONS:



- Single Pole - Double Throw (SPDT)
- Rating: .5A @24VAC
- Configuration: Green - Common (C)
 Blue - Normally Open (NO)
 Gray - Normally Closed (NC)

INSTALLATION INSTRUCTIONS

- 1 Remove the end caps and push pad to expose the base rail and activating brackets. You will find a **Plunger Assembly** behind the **Rear Activating Bracket**.



- 2 Remove the **Two Screws** holding down the **Plunger Assembly**. Once removed, remove the **Plunger** from its **Housing**.



- 3 Install the **Plunger** in the **EXARREXKIT-ED** as shown. Mount the kit using the supplied screws in the same two holes the **Plunger Assembly** used, then route the **Wires** under the **Push Pad Guide**.

