



Price List #1

Effective March 1, 2023
Supersedes all previous lists




Table of CONTENTS

TERMS & CONDITIONS	i
ANODIZED FINISHES	ii
STANDARD AND CUSTOM FINISHES	iii
EXIT DEVICES	
• 3100 Series (3190) - Mid Rail Concealed Vertical Rod Crossbar	1
• 3600 Series (3690) - Concealed Vertical Rod Crossbar	2
• 3700 Series (3790) - Rim Crossbar	3
• 8600 Series (8660) - Concealed Vertical Rod Touchbar	4
• 8700 Series (8760) - Rim Touchbar	5
• 8800 Series (8860) - Mortise Touchbar	6
POWER SUPPLY	
• PSME1-1500 Power Supply	7
• PSME1-2000 Power Supply	7
ELECTRICAL MODIFICATIONS	
• MEL3000-1 Motorized Latch Retraction Retrofit Kits	8
• MEL8000-1 Motorized Latch Retraction Retrofit Kits	8
• SW300-2CA Signal Switch	8
• AL36 Alarm Kit	8
• AL81 Alarm Kit	8
QC-CAB QUICK CONNECT CABLES	
• QC-CAB-001	9
• QC-CAB-002	9
• QC-CAB-003	9
• QC-CAB-004	9
• QC-CAB-005	9
• QC-CAB-006	9
• QC-CAB-007	9
• QC-CAB-008	9
• QC-CAB-009	9
L3 SERIES LEVER TRIM	10
RM370 SERIES - REMOVABLE MULLIONS	11
KRM370 SERIES KEYED REMOVABLE MULLION KIT	12
CYLINDER DOGGING RETROFIT KITS & CYLINDERS	13
HANDING DIAGRAM	14

1. Contact Us - sales@fcbp.com

Send all inquiries to this email for a prompt response, Including: Purchase Orders, Quote Requests, Customer Service related items, RMA requests, etc.

2. Prices

- List prices are effective on the date appearing on the cover and are subject to change without notice.
- Prices shown herein are subject to discounts in effect at the time orders are acknowledged in writing.
- Errors or omissions are subject to correction.
- All quoted jobs must clearly reference quote number on purchase order in order to receive special quoted prices.

3. Freight

- All orders are shipped F.O.B. Factory.

4. Terms

- All invoices are due Net 30. Discounts may be allowed, if previously arranged with FCBP.
No discount allowed on freight.
- 1-1/2% may be charged on all accounts 30 days past due (18% annually).

5. Order Entry

- Any order received by 12 noon CST will be entered the same day, provided all required details are included when order is received.
- You will receive an order acknowledgment via email or fax the following morning with expected ship date for your review.

6. Minimum Orders

- No minimum order requirements.

7. Order Cancellations & Revision Requests

- Standard lead time orders that are canceled or revised after **2 days** of order entry will incur a restock fee determined by FCBP.
- Expedited, made-to-order or special orders cannot be canceled or revised after order has been entered.

8. Returns

- All RMA requests must be submitted to FCBP in writing within 4 months from date of invoice.
- All return shipments must be accompanied by a copy of the FCBP-issued RMA to serve as a packing list.
- Freight costs to return goods must be prepaid by customer, unless previously authorized by FCBP.
- Any freight prepaid by FCBP on the original order will be subtracted from the total amount to be credited to customer.
- All goods must be returned to FCBP within **60 days** from RMA authorization date in the same condition the original order left the FCBP factory.
- Any RMA received after the 60 days is subject to reevaluation of replacement and/or restocking charge.
- Credit for RMA will be applied to customer's account. No cash or checks will be issued.
- For all RMAs where a replacement is requested, FCBP will invoice the replacement in full and the customer will be held responsible for the invoice. Once the RMA product is received and inspected by FCBP, the appropriate credit will be issued.

9. Claims

- All claims as to defects, errors or shortages shall be reported in writing within **10 days** from receipt of order.

10. Product Changes

- FCBP reserves the right to make changes or improvements in design, material, parts or specifications; as well as to discontinue products at any time.

11. Limited Warranty

- FCBP warrants its products sold in the United States of America are free from defects in material or workmanship under normal use and service for a minimum period of one year from date of shipment.
- See website for specific product warranty details.
- Repair or replacement of defective products during this period shall be the only remedy under this warranty.
- Does not cover defects or damage as a result of improper use or maintenance, vandalism, abuse, accident, ordinary wear and tear or shipping and handling.

ANODIZED FINISHES

BLACK

DARK BRONZE

MEDIUM BRONZE

LIGHT BRONZE

CHAMPAGNE

CLEAR

First Choice | **ABH**

Standard and Custom Finishes

				FCBP PRODUCTS																			
				Aluminum Geared Hinges	Stainless Steel Pin & Barrel Continuous Hinges	Stainless Steel Door Edge Guards	Pivots & Pivot Sets	Custom Slim Line Pivots	Cam Lift Hinges & Specialty Hinges	Hospital Push/Pulls	Overhead Holders & Stops	Wall Stops, Floor Stops, Applied Stops, Pipe Stops	Flush Bolts	Coordinators	Roller Latches	Surface Bolts, Slide Bolts, Vertical Rod Protectors & Covers	Electromagnetic Door Holders	Custom Strikes	Locking Ladder Pulls	Electrical Power Transfers	Rescue Hardware	Door Pulls & Custom Pulls	
PLATED FINISHES	S - Standard C - Custom	ANSI #	Color Name	•	•		•	•	•	•	•	•		•	•	•	•	•	•	•	•		
	S	US4	606/633	SATIN BRASS	•	•		•	•	•	•	•		•	•	•	•	•	•	•	•		
	C	US5	609/638	SATIN BRASS OXIDIZED	•	•		•	•	•				•	•	•	•	•	•	•	•		
	S	US9	611	BRIGHT BRONZE - CLEAR COATED	•	•		•	•	•				•	•	•	•	•	•	•	•		
	S	US10	612/639	SATIN BRONZE	•	•		•	•	•	•			•	•	•	•	•	•	•	•		
	C	US10A	641	ANTIQUE BRONZE LACQUERED	•	•		•	•	•				•	•	•	•	•	•	•	•		
	S	US10B	613/640	DARK BRONZE	•	•		•	•	•	•			•	•	•	•	•	•	•	•		
	C	US14	618	BRIGHT NICKEL (US32)	•	•		•	•	•				•	•	•	•	•	•	•	•		
	C	US14B	-	BRIGHT BLACK NICKEL	•	•		•	•	•					•	•	•	•	•	•	•		
	C	US15	619/646	SATIN NICKEL	•	•		•	•	•					•	•	•	•	•	•	•		
	C	US15A	620/647	SATIN NICKEL ANTIQUE OXIDIZED	•	•		•	•	•					•	•	•	•	•	•	•		
	C	US17A	621	SATIN BLACK NICKEL CLEAR COAT	•	•		•	•	•					•	•	•	•	•	•	•		
	C	US26	625/651	BRIGHT CHROME (US32)	•	•		•	•	•					•	•	•	•	•	•	•		
	C	US26D	626/652	SATIN CHROME (US32D)	•	•		•	•	•				•	•	•	•	•	•	•	•		
COATED FINISHES	S	US32D	630	SATIN STAINLESS STEEL	•	•		•	•	•	•	•		•	•	•	•	•	•	•	•		
	S	US32	629	BRIGHT STAINLESS	•	•		•	•	•	•	•		•	•	•	•	•	•	•	•		
	S	USP	600	PRIME COAT	•	•		•	•	•				•	•	•	•	•	•	•			
	S	S1	689	PAINTED ALUMINUM	•	•	•	•	•	•	•	•	•			•		•	•	•	•	•	
	S	S2	695	PAINTED BRASS	•	•	•	•	•	•	•	•	•			•		•	•	•	•	•	
	S	S3	694	PAINTED SATIN BRONZE	•	•	•	•	•	•	•	•	•			•		•	•	•	•	•	
	S	S4/BSP	693	BLACK SUEDE POWDER COAT	•	•	•	•	•	•	•	•	•	•	•	•	•	•	•	•	•	•	
ANODIZED FINISHES	S	S5	695	PAINTED DARK BRONZE	•	•	•	•	•	•	•	•			•		•	•	•	•	•	•	
	S	S8/WSP	-	WHITE SUEDE POWDER COAT	•	•	•	•	•	•	•	•			•		•	•	•	•	•	•	
	S	AM	-	CRYSTAL CLEAR - ANTI -MICROBIAL	•	•	•	•	•	•	•	•					•	•	•	•	•	•	
	S	C	628	CLEAR ANODIZED (US28)	•		•			•			•									•	
	C	FCBP	-	CHAMPAGNE ANODIZED	•																	•	
	C	FCBP	311	LIGHT BRONZE ANODIZED	•																	•	
	C	FCBP	312	MEDIUM BRONZE ANODIZED	•																	•	
	C	D	313	DARK BRONZE ANODIZED	•																	•	
	S	FCBP	-	STAT BRONZE ANODIZED	•																	•	
	S	B	315	BLACK ANODIZED	•																	•	
C	FCBP	-	GOLD ANODIZED																		•		
C	FCBP	-	CUSTOM ANODIZED FINISHES																		•		

*** Custom Finishes Available – Contact Factory**

FCBP® reserves the right to make changes or improvements in design, material, parts or specifications, and "discontinue" without notice.

3100 SERIES - MID RAIL CONCEALED VERTICAL ROD CROSSBAR



3190* - MID RAIL CONCEALED VERTICAL ROD		List Price
BASE PRICE	3190 MID RAIL CONCEALED VERTICAL ROD	\$950
PART NUMBER	A/31/B/C-D-E	-
SAMPLE NUMBER	MEL319224NH-CL96	-
A = ACCESSORIES		ADD
MEL	Electric Latch Retraction by Motor Drive	\$2,975
SW	Signal Switch	\$311
AL	Alarm Function	\$476
SWMEL	Electric Latch Retraction by Motor Drive with Signal Switch	\$3,285
B = FUNCTION		ADD
90	Exit Only, No Trim	Included
92	Prepped for Exterior Key Cylinder (No Cylinder)	\$126
93	Prepped for Exterior Key Cylinder (With Cylinder)	\$234
C = SIZE		ADD
24	36" DO Width 36"- 48" Muntin Length = Specify Door Opening Width Filler Bar Length (Standard)	Included
XX	Special Width	Consult Factory
D = FINISH - (End Caps are always Black Enamel)		
CL	Clear Anodized	Included
BR	Dark Bronze Anodized	\$62
BL	Black Anodized	\$77
SP	Special	Consult Factory
E = SPECIAL HEIGHT		ADD
XX	Special Height (Max. 120" Tall) (For Doors Other Than 7 Feet)	\$101
INACTIVE DOORS		ADD
Muntin Material	Up to 48" Clear or Dark Bronze	\$75
Push Bar	Filler Bar Material - Up to 48" Long	\$75
SPECIAL LATCHES (Comes with Standard Top & Bottom)		ADD
H	Hex Bottom	N/C
P3100B	Pullman Style Bottom	\$76
P3100T	Pullman Style Top	\$194

3600 SERIES - CONCEALED VERTICAL ROD CROSSBAR



3690* - CONCEALED VERTICAL ROD		List Price
BASE PRICE	3690 CONCEALED VERTICAL ROD	\$512
PART NUMBER	A/36/B/C-D/E	-
SAMPLE NUMBER	MEL369236-CL96	-
A = ACCESSORIES		ADD
MEL	Electric Latch Retraction by Motor Drive	\$2,975
SW	Signal Switch	\$311
SWMEL	Electric Latch Retraction by Motor Drive with Signal Switch	\$3,285
CD	Interior Dogging by Key Cylinder	\$194
AL	Alarm Function	\$476
CDAL	Alarm Function with Cylinder Off/On	\$670
D	Dummy (Inactive) Device	<-\$30>
FL	Impact Rated Device	\$48
FLX	Enhanced Impact Rated Device	\$599
B = FUNCTION		ADD
90	Exit Only, No Trim	Included
91	With 1" Round Offset Pull (10" Centers)	\$300
92	Prepped for Exterior Key Cylinder (No Cylinder)	\$52
93	Prepped for Exterior Key Cylinder (With Cylinder)	\$160
C = SIZE		ADD
30	30" Door Width	N/C
36	36" Door Width (Standard)	Included
42	42" Door Width	\$23
48	48" Door Width	\$46
XX	Special Width	\$46
XX (MEL)	Special Width	Consult Factory
D = FINISH - NOTE: (End Caps are always Black Enamel)		
CL	Clear Anodized	Included
BR	Dark Bronze Anodized	\$48
BL	Black Anodized	\$61
SP	Special	Consult Factory
E = SPECIAL HEIGHT		ADD
XX	Special Height (Max. 120" Tall) (For Doors Other Than 7 Feet)	\$68
SPECIAL LATCHES (Comes with Standard Top & Bottom)		ADD
H	Hex Bottom	N/C
P3600B	Pullman Style Bottom	\$76
P3600T	Pullman Style Top	\$194

Click here & **ORDER TODAY!**

3700 SERIES - RIM CROSSBAR



3790* - RIM		List Price
BASE PRICE	3790 RIM	\$467
PART NUMBER	A/37/B/C-D	-
SAMPLE NUMBER	MEL379236-CL	-
A = ACCESSORIES		ADD
MEL	Electric Latch Retraction by Motor Drive	\$2,975
SW	Signal Switch	\$311
SWMEL	Electric Latch Retraction by Motor Drive with Signal Switch	\$3,285
CD	Interior Dogging by Key Cylinder	\$194
AL	Alarm Function	\$476
CDAL	Alarm Function with Cylinder Off/On	\$670
FL	Impact Rated Device	Contact Factory
B = FUNCTION		ADD
90	Exit Only, No Trim	Included
91	With 1" Round Offset Pull (10" Centers)	\$300
92	Prepped for Exterior Key Cylinder (No Cylinder)	\$52
93	Prepped for Exterior Key Cylinder (With Cylinder)	\$160
C = SIZE		ADD
30	30" DO Width	N/C
36	36" Door Width (Standard)	Included
42	42" Door Width	\$23
48	48" Door Width	\$46
XX	Special Width	\$46
XX (MEL)	Special Width	Consult Factory
D = FINISH		ADD
CL	Clear Anodized	Included
BR	Dark Bronze Anodized	\$48
BL	Black Anodized	\$61
SP	Special	Consult Factory

8600 SERIES - CONCEALED VERTICAL ROD TOUCHBAR



8660* - CONCEALED VERTICAL ROD		List Price
BASE PRICE	8660 CONCEALED VERTICAL ROD	\$715
PART NUMBER	A/86/B/C-D-E	-
SAMPLE NUMBER	MEL866036-CL-96	-
A = ACCESSORIES		ADD
MEL	Electric Latch Retraction by Motor Drive	\$2,975
SW	Signal Switch	\$311
SWMEL	Electric Latch Retraction by Motor Drive with Signal Switch	\$3,285
CD	Interior Dogging by Key Cylinder	\$194
AL	Alarm Function	\$481
CDAL	Alarm Function with Cylinder Off/On	\$670
D	Dummy (Inactive) Device	<-\$136>
FLX	Enhanced Impact Rated Device	\$599
B = FUNCTION		ADD
60	Exit Only, No Trim	Included
61	With 1" Round Offset Pull (10" Centers)	\$300
62	Prepped for Exterior Key Cylinder (No Cylinder)	\$53
63	Prepped for Exterior Key Cylinder (With Cylinder)	\$161
C = SIZE		ADD
30	30" Door Width	N/C
36	36" Door Width (Standard)	Included
42	42" Door Width	\$23
48	48" Door Width	\$46
XX	Special Width	\$46
XX (MEL)	Special Width	Consult Factory
D = FINISH		ADD
CL	Clear Anodized	Included
BR	Dark Bronze Anodized	\$53
BL	Black Anodized	\$69
SP	Special	Consult Factory
E = SPECIAL HEIGHT		ADD
XX	Special Height (Max. 120" Tall) (For Doors Other Than 7 Feet)	\$68
SPECIAL LATCHES (Comes with Standard Top & Bottom)		ADD
H	Hex Bottom	N/C
P8600B	Pullman Style Bottom	\$70
P8600T	Pullman Style Top	\$178

Click here & **ORDER TODAY!**

8700 SERIES - RIM TOUCHBAR




8760* - RIM		List Price
BASE PRICE	8760 RIM	\$700
PART NUMBER	A/87/B/C-D	-
SAMPLE NUMBER	MEL876036-CL	-
A = ACCESSORIES		ADD
MEL	Electric Latch Retraction by Motor Drive	\$2,975
SW	Signal Switch	\$311
SWMEL	Electric Latch Retraction by Motor Drive with Signal Switch	\$3,285
CD	Interior Dogging by Key Cylinder	\$194
AL	Alarm Function	\$481
CDAL	Alarm Function with Cylinder Off/On	\$670
B = FUNCTION		ADD
60	Exit Only, No Trim	Included
61	With 1" Round Offset Pull (10" Centers)	\$300
62	Prepped for Exterior Key Cylinder (No Cylinder)	\$53
63	Prepped for Exterior Key Cylinder (With Cylinder)	\$161
C = DOOR WIDTH		ADD
30	30" Door Width	N/C
36	36" Door Width (Standard)	Included
42	42" Door Width	\$23
48	48" Door Width	\$46
XX	Special Width	\$46
XX (MEL)	Special Width	Consult Factory
D = FINISH		ADD
CL	Clear Anodized	Included
BR	Dark Bronze Anodized	\$53
BL	Black Anodized	\$69
SP	Special	Consult Factory

8800 SERIES - MORTISE TOUCHBAR



8860* - MORTISE		List Price
BASE PRICE	8860 MORTISE	\$840
PART NUMBER	A/88/B-C-D/E/F	-
SAMPLE NUMBER	MEL886036-CL01S1	-
A = ACCESSORIES		ADD
MEL	Electric Latch Retraction by Motor Drive	\$2,975
SW	Signal Switch	\$311
SWMEL	Electric Latch Retraction by Motor Drive with Signal Switch	\$3,285
CD	Interior Dogging by Key Cylinder	\$194
AL	Alarm Function	\$481
CDAL	Alarm Function with Cylinder Off/On	\$670
LL	Less Mortise Lock	<-\$58>
B = FUNCTION		ADD
60	Exit Only, No Trim	Included
63	Exterior Key Cylinder	\$160
C = DOOR WIDTH		ADD
30	30" Door Width	N/C
36	36" Door Width (Standard)	Included
42	42" Door Width	\$23
48	48" Door Width	\$46
XX	Special Width	\$46
XX (MEL)	Special Width	Consult Factory
D = FINISH		
CL	Clear Anodized	Included
BR	Dark Bronze Anodized	\$53
BL	Black Anodized	\$69
SP	Special	Consult Factory
E = BACKSET		
01	31/32"	\$70
02	1-1/8"	Included
03	1-1/2"	\$70
F = STRIKE		
S1	2" Standard	Included
S2	3" Extended	\$166
S3	4" Tall Strike	\$166

POWER SUPPLY**PSMEL-1500 1 AMP POWER SUPPLY**


PSMEL-1500 1 AMP POWER SUPPLY			ADD
PART NUMBER	PSMEL-1500	Input 115VAC 60Hz, 7 amp., 1 NO trigger input., 1 24VDC filtered regulated auxiliary output rated @ .5 amp continuous supply current. Total combined current for 24VDC outputs may not exceed 1 amp., Maximum charge current .3 amp.	\$1,437

PSMEL-2000 1 AMP POWER SUPPLY


PSMEL-2000 1 AMP POWER SUPPLY			ADD
PART NUMBER	PSMEL-2000	Two Door 1 Amp Power Supply Input 115VAC, 60Hz, 2.5 amps, or 230VAC 1 N.O. Trigger Input, 13"H x 12.5"W x 3.5"D	\$2,165

LATCH RETRACTION RETROFIT KITS, SIGNAL SWITCH, ALARM KIT


3000 SERIES LATCH RETRACTION RETROFIT KIT

MEL3000-1 LATCH RETRACTION RETROFIT KIT			List Price	
PART NUMBER	MEL3000-1	Electric Latch Retraction by Motor (24V DC X 1 Amp Draw) Suitable for 3690 CVR or 3790 Rim Latching Devices	\$2,975	
PART NUMBER	FLMEL3000-1	Electric Latch Retraction by Motor for Impact Devices (24V DC X 1 Amp Draw) Suitable for FL3690 or FL3790 Exit Device	\$2,975	


8000 SERIES LATCH RETRACTION RETROFIT KIT

MEL8000-1 LATCH RETRACTION RETROFIT KIT			List Price	
PART NUMBER	MEL8000-1	Electric Latch Retraction by Motor for ALL Standard and Impact Devices (24V DC X 1 Amp Draw) Suitable for 8560, 8660, 8760, 8860 Exit Device	\$2,975	

SW300-2CA BRACKET MOUNTED SIGNAL SWITCH

SW300-2CA BRACKET MOUNTED SIGNAL SWITCH			List Price	
PART NUMBER	SW300-2CA	Signal Switch	\$466	

AL36 ALARM KIT

AL36 ALARM KIT			List Price	
PART NUMBER	AL36	Retrofit Kit fits any stock size First Choice/ABH 3600 or 3700 Series Device	\$712	

QC-CAB QUICK CONNECT CABLES

QC-CAB-001	ADD
22/12 Dual Cable Connecting Cable for Motor Electric Latch Retraction 44" Length (2-8 Pin Female Connector, 2-4 Pin Male)	\$130



QC-CAB-002	ADD
22/12 Frame to Ceiling Connecting Cable for Motor Electric Latch Retraction 180" Length (2-8 Pin Female, 2-4 Pin Male)	\$260



QC-CAB-003	ADD
22/2 Door Side Connecting Cable for Signal Switch Shipped with 2 Wires 36" Length (1-8 Pin Female Connector)	\$106



QC-CAB-004	ADD
22/3 Field Wire Splice Kit (loose wires) 14" Length, (Micro-Fit 3, 1 Plug Connector)	\$110



QC-CAB-005	ADD
22/12 Dual Cable Connecting Cable for Electric Strike/Mullion 52" Length (2-4 Pin Male Connector, 2-Micro-Fit, Plug Connector)	\$133



QC-CAB-006	ADD
22/12 Frame to Ceiling Connecting Cable for FC500 Electric Strike/Mullion 52" Length (1-8 Pin Female Connector, 1-4 Pin Male, 2 Micro-Fit Connector)	\$140




QC-CAB-007	ADD
22/8 Door Side Connecting Cable for EPT and EMT Pre-Wire 26" Length (2-4 Pin Male Connector, 2-Micro-Fit, Plug Connector)	\$146



QC-CAB-008	ADD
22/3 Door Side PAC-Wire Signal Switch 18" Length (1 Male Connector, 3 Connection Pins)	\$106



QC-CAB-009	ADD
22/3 QC Cable for HES* 9400 Strike, 6" Length (1-8 Pin Female Connector, 1-4 Pin Male, 2 Micro-Fit Connector)	\$106



*Brand names are trademarks or registered trademarks of their respective companies.

L3 SERIES LEVER TRIM

Finish: Clear



Finish: Clear
with Key
Cylinder



Finish: Dark
Bronze



Finish: Black
with Key
Cylinder

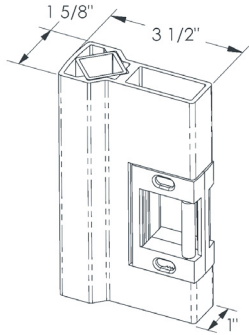


L3 SERIES LEVER TRIM		List Price
BASE PRICE	L3 LEVER TRIM	\$1,425
PART NUMBER	L3AB-CC-DD	-
SAMPLE NUMBER	L3610-M1-CL	-
A = EXIT DEVICE TYPE		ADD
6	CVR	Included
7	Rim Latch	Included
B = HANDING		ADD
10	LHRB (From outside, Pull with Left Hand/From Inside Push with Right Hand)	Included
20	RHRB (From outside, Pull with Right Hand/From Inside Push with Left Hand)	Included
13	LHRB with Key Cylinder (From outside, Pull with Left Hand/From Inside Push with Right Hand)	\$108
23	RHRB with Key Cylinder (From outside, Pull with Right Hand/From Inside Push with Left Hand)	\$108
C = LOCKING FUNCTION		ADD
M0	Inactive (Dummy)	Included
M1*	Night Latch/Storeroom (Key Always Required)	Included
M2	Passage (Always Active)	Included
M3*	Hold Open - Holdback/Classroom	Included
EL*	Electric (Lever Handle Released by Signal or Key)	\$154
D = FINISH		ADD
28	CL/Clear Anodized	Included
13	BR/Dark Bronze Anodized	Included
35	BL/Black Anodized	Included

* Key Cylinder Lever for thes Functions only

Click here & **ORDER TODAY!**

RM370 SERIES REMOVABLE MULLIONS



RM370 SERIES - REMOVABLE MULLION		List Price
BASE PRICE	RM370 SERIES - REMOVABLE MULLIONS	\$1,494
PART NUMBER	RM370-A/B/C	-
SAMPLE NUMBER	RM370-8CL-51010	-
A = SIZE		ADD
7	7'0" Door Opening Height	Included
8	8'0" Door Opening Height	\$80
9	9'0" Door Opening Height	\$160
XX	Special Door Height	Consult Factory
B = FINISH		ADD
CL	Clear Anodized	Included
BR	Dark Bronze Anodized	\$58
BL	Black Anodized	\$87
SP	Special	Consult Factory
C = STRIKE & CLIP		ADD
<i>The following are common examples for Strikes & Clips if you need something different please consult factory.</i>		
01010	STANDARD - Roller Strike with Clips & Location	Included
20100	No Strikes or Preps with Security Clips	\$74
20200	Blank - No Prep and No Security Clips or Clip Prep	\$100
<i>The following preps enable installation of a surface mounted electric strike. The exit device mounting location will have to be modified to provide proper clearance.</i>		
Single Side Prep for Electric Strike (No Strike) Handing Required		
31010 L	Right Hand Reverse	\$301
41010 R	Left Hand Reverse	\$301
51010	Both Sides Prep for Electric Strike	\$406
Single Side Prep and Mounted Electric Strike (With Strike) Handing Required		
61011 L	Right Hand Reverse	\$1,863
71011 R	Left Hand Reverse	\$1,863
81010	Both Sides Prep for Electric Strike (with Strikes)	\$3,530

KRM370 SERIES KEYED REMOVABLE MULLION KIT



Installed
Front view,
Top Bracket
without
Lock Strike



Installed
Front view,
Top Bracket
with
Lock Strike

KRM370 SERIES - KEYED REMOVABLE MULLION KIT		List Price
BASE PRICE	KRM370 SECURITY SERIES - KEYED REMOVABLE MULLION KIT	\$321
PART NUMBER	KRM370	-
SAMPLE NUMBER	KRM370-CL	-
A-FINISH		ADD
KRM370-CL	Keyed Removable Mullion Kit, Clear	N/C
KRM370-BR	Keyed Removable Mullion Kit, Dark Bronze	N/C

Bottom Mounting Bracket Kit



Front View



Back View

CYLINDER DOGGING, RETROFIT KIT & CYLINDER SERIES



CYLINDER DOGGING KIT			List Price
PART NUMBER	CD3000UK-A-B		-
SAMPLE NUMBER	CD3000-CL-36		-
CD3000UK-XX-XX	XX=Finish: CL-Clear, BR-Dark Bronze, BL-Black-XX, Nominal Door Width	Interior Key Dogging with machined push bar	\$691
PPCD3000-XX	XX=Finish: CL-Clear, BR-Dark Bronze, BL-Black	Cylinder Dogging Upgrade Kit 3000 Series	\$462
CD8000UK-XX-XX	XX=Finish: CL-Clear, BR-Dark Bronze, BL-Black-XX, Nominal Door Width	Interior Key Dogging with machined push bar	\$621
PPCD8000-XX	XX=Finish: CL-Clear, BR-Dark Bronze, BL-Black	Cylinder Dogging Upgrade Kit 8000 Series	\$412



841
Cylinder



841-T
Cylinder



M100
Cylinder



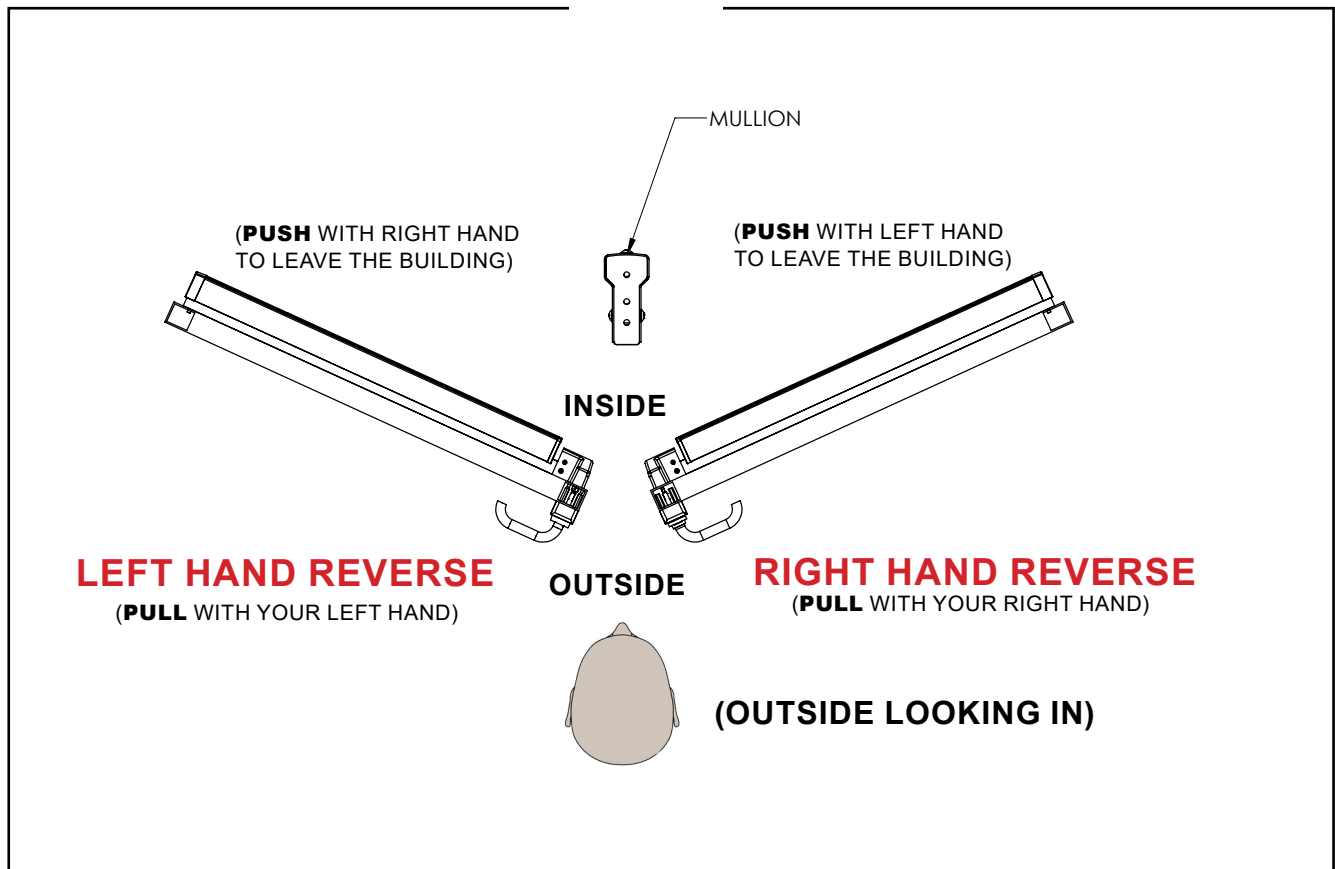
M100-IC
Small Format
Interchangeable
Core Housing



841-IC
Small Format
Interchangeable
Core Housing

CYLINDER SERIES			List Price
841	Finish: CL-Clear, BL-Black	The 841 is a standard rim type cylinder.	\$108
841-IC	Finish: CL-Clear, BL-Black	Small Format Interchangeable Core Housing rim cylinder, Less Core	\$108
841-T	Finish: CL-Clear, BL-Black	The 841-T is a standard rim type cylinder with a thumbturn.	\$200
M100	Finish: CL-Clear, BL-Black	The M100 is a standard mortise type cylinder.	\$118
M100-IC	Finish: CL-Clear, BL-Black	Small Format Interchangeable Core Housing mortise cylinder, Less Core	\$118

HANDING DIAGRAM





First Choice Building Products | 740 Hilltop Drive, Itasca, IL 60143
www.fcbp.com | 800-793-4544 | sales@fcbp.com