

NOTES:

1. SEE STRIKE APPLICATIONS FOR BACKSET ON SHEET 2.
2. THE DIMENSION FROM THE FACE OF THE STOP TO CENTERLINE OF HOUSING IS 3/4" MIN. FOR MEDIUM & WIDE STILE DOORS, HOUSING MAY BE CENTERED ON STILE.

1790 RIM DEVICE
FOR WOOD DOORS

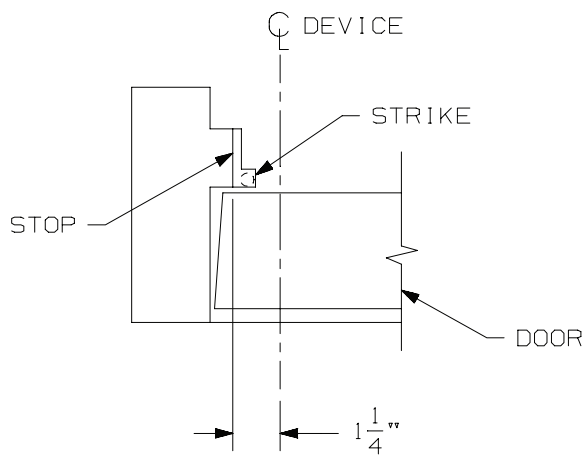
FALCON®

NOTE:

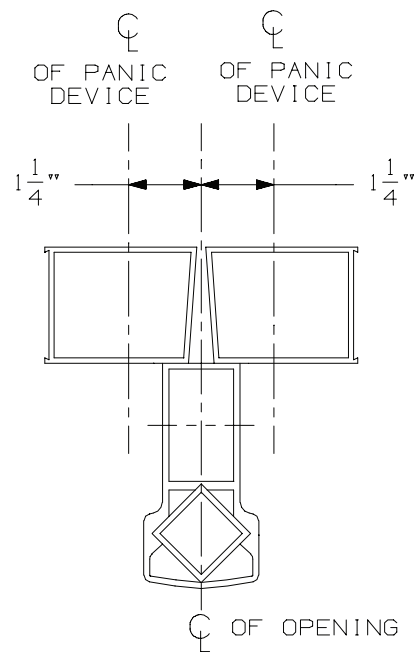
TEMPLATE
NUMBER:

4270200019_b

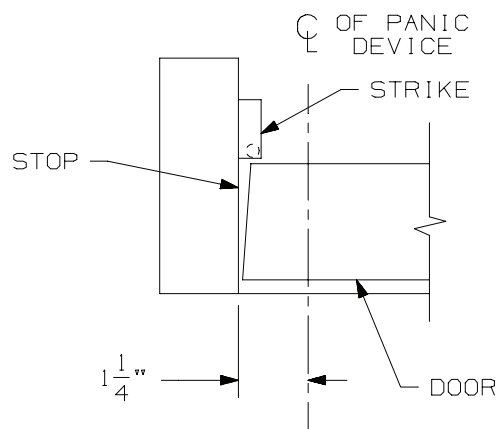
DATE:
12-30-14



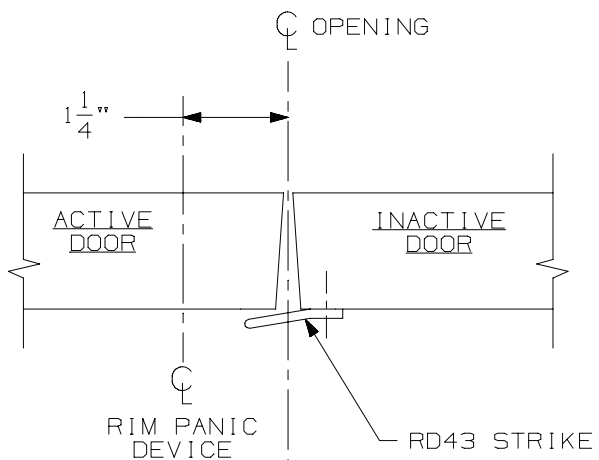
SINGLE DOOR
SD35 OR SD36
SURFACE APPLIED STRIKE



DOUBLE DOORS
W/RM170 MULLION



SINGLE DOOR
SD35 OR SD36
MORTISED STRIKE



DOUBLE DOORS
W/RD43 STRIKE

1790 RIM DEVICE
FOR WOOD DOORS

FALCON®

NOTE:

TEMPLATE
NUMBER:

4270200019_b

DATE:
12-30-14