


**ASSA ABLOY**  
Opening Solutions

Experience a safer  
and more open world



Finish Tips &  
Maintenance

## Polished Brass

Polished brass is a beautiful finish that does not normally weather very well outdoors. We use a very durable baked on clear powder coat on most door levers and push bars. In indoor usage, this finish is extremely durable.

## Stainless Steel

Stainless steel is one of the most durable materials used in architecture; however, there are many types with different properties and different levels of corrosion resistance. In most indoor (except chlorine and other harsh chemical exposure) and many outdoor (mildly corrosive) environments standard stainless steel will perform exceedingly well. It is best maintained by periodic water washing. If your product is installed at a location that has road salt, marine salt air, industrial, or urban pollution, we recommend you specify a polished finish (629) in place of a satin finish (630) for your door hardware. Minute particles of dirt and debris can lodge in the microscopic crevices of the satin finish more readily than on a smooth surface promoting corrosion. The mirror smooth surface of the polished finish eliminates a rough surface to retain microscopic dirt or debris.



## Heat Resistant






Exterior hot sunny climates call for a finish that is resistant to heat. We recommend our white powder coat finish (WSP). This durable exterior finish reflects much of the heat rays and is substantially cooler to the touch than stainless steel or other finishes.





## Bacterial Protection

MicroShield® (630C) is the ideal finish for hospitals, schools, laboratories, assisted living facilities, public restroom areas, and anywhere there is a concern to control bacterial growth for demanding standards of cleanliness. Contact our customer service department for more detailed information.



	US FINISH CODE	ANSI/ BHMA CODE	FINISH	CLEANING INSTRUCTIONS
	US3	605	Bright Brass, Clear Coated	Use a soft cloth and mild soap and water. Never use brass polish or an abrasive cleaner as that will remove the lacquer, unless you intend to refinish the product.
	US4	606	Satin Brass, Clear Coated	Use a soft cloth and mild soap and water. Never use brass polish or an abrasive cleaner as that will remove the lacquer, unless you intend to refinish the product.
	US9	611	Bright Bronze, Clear Coated	Use a soft cloth and mild soap and water. Never use brass polish or an abrasive cleaner as that will remove the lacquer, unless you intend to refinish the product.
	US10	612	Satin Bronze, Clear Coated	Use a soft cloth and mild soap and water. Never use brass polish or an abrasive cleaner as that will remove the lacquer, unless you intend to refinish the product.
	US10B	613	Dark Oxidized Satin Bronze, Oil-Rubbed	Use a soft cloth and a paste furniture wax. Buff lightly so as not to remove the dark oxide coating where it remains.

	US FINISH CODE	ANSI/ BHMA CODE	FINISH	CLEANING INSTRUCTIONS
	10BE	613E	Dark Oxidized Satin Bronze Equivalent Coated	Use a soft cloth and mild soap and water. Never use polish or an abrasive cleaner as that will scratch or remove the powder coat.
	10BL	613L	Dark Oxidized Satin Bronze, Clear Coated	Use a soft cloth and mild soap and water. Never use polish or an abrasive cleaner as that will scratch or remove the powder coat.
	US14	618	Bright Nickel Plated, Clear Coated	Use a soft cloth and a good metal cleaner. We recommend Mr. Metal by S. C. Johnson Company.
	US15	619	Satin Nickel Plated, Clear Coated	Use a soft cloth and a good metal cleaner. We recommend Mr. Metal by S. C. Johnson Company.
	US19	622	Flat Black Coated	Use a soft cloth and mild soap and water. Never use polish or an abrasive cleaner as that will scratch or remove the powder coat.

	US FINISH CODE	ANSI/ BHMA CODE	FINISH	CLEANING INSTRUCTIONS
	US26	625	Bright Plated Chrome	Use a soft cloth and a good metal cleaner. We recommend Mr. Metal by S. C. Johnson Company.
	US26D	626	Satin Plated Chrome	Use a soft cloth and a good metal cleaner. We recommend Mr. Metal by S. C. Johnson Company.
	US32	629	Bright Stainless Steel	Use a soft cloth and a good metal cleaner. We recommend Mr. Metal by S. C. Johnson Company.
	US32D	630	Satin Stainless Steel	Use a soft cloth and a good metal cleaner. We recommend Mr. Metal by S. C. Johnson Company.
	US32DMS	630C	Satin Stainless Steel with Microshield Coated	Use a soft cloth and mild soap and water. Never use brass polish or an abrasive cleaner as that will remove the lacquer, unless you intend to refinish the product.

	US FINISH CODE	ANSI/BHMA CODE	FINISH	CLEANING INSTRUCTIONS
	SBL	689	Silver Aluminum, Coated/Sprayed	Use a soft cloth and mild soap and water. Never use brass polish or an abrasive cleaner as that will remove the lacquer, unless you intend to refinish the product.
	DBL	690	Dark Bronze Painted, Coated/Sprayed	Use a soft cloth and mild soap and water. Never use polish or an abrasive cleaner as that will scratch or remove the powder coat.
	LBL	691	Light Bronze Coated/Sprayed	Use a soft cloth and mild soap and water. Never use brass polish or an abrasive cleaner as that will remove the lacquer, unless you intend to refinish the product.
	FBL	693	Black Coated/Sprayed	Use a soft cloth and mild soap and water. Never use polish or an abrasive cleaner as that will scratch or remove the powder coat.
	GBL	696	Satin Brass Coated/Sprayed	Use a soft cloth and mild soap and water. Never use brass polish or an abrasive cleaner as that will remove the lacquer, unless you intend to refinish the product.

	US FINISH CODE	ANSI/ BHMA CODE	FINISH	CLEANING INSTRUCTIONS
	722	722	Black Oxidized & Oiled Bronze	Use a soft cloth and a good metal cleaner. We recommend Mr. Metal by S. C. Johnson Company.
	BSP	BSP	Black Suede Coated/Sprayed	Use a soft cloth and mild soap and water. Never use polish or an abrasive cleaner as that will scratch or remove the powder coat.
	WSP	WSP	White Suede Coated/Sprayed	Use a soft cloth and mild soap and water. Never use polish or an abrasive cleaner as that will scratch or remove the powder coat.



The ASSA ABLOY Group is the global leader in access solutions.  
Every day, we help billions of people experience a more open world.

**ASSA ABLOY**  
Opening Solutions

ASSA ABLOY Opening Solutions leads the development within door openings and products for access solutions in homes, businesses and institutions. Our offering includes doors, frames, door and window hardware, mechanical and smart locks, access control and service.

---

ASSA ABLOY Opening Solutions  
Door Security Solutions  
110 Sargent Drive  
New Haven, CT 06511  
[www.assaabloydss.com](http://www.assaabloydss.com)  
1 800 DSS EZ4U (377 3948)

ASSA ABLOY Opening Solutions  
Door Security Solutions Canada  
160 Four Valley Drive  
Vaughan, ON L4K 4T9  
[www.assaabloydss.ca](http://www.assaabloydss.ca)  
1 800 461 3007