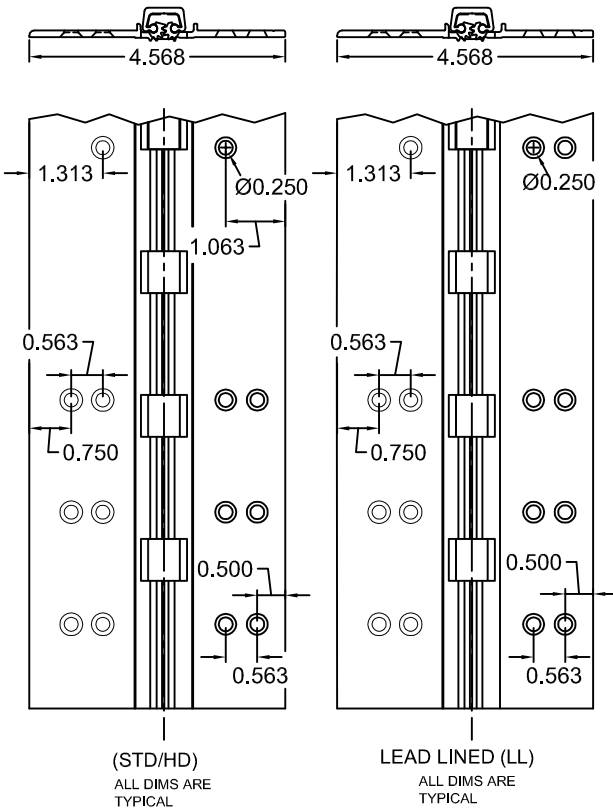
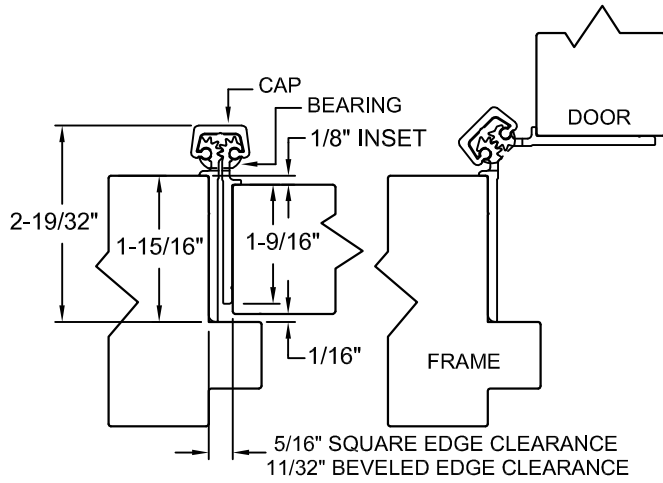



FC111HD95/FC111LL95

95" LONG

FC111HD95-STD/HD FC111LL95-LEAD LINED



SCREW DETAIL			
	MODEL		DESCRIPTION
	STD/HD QTY.	LL QTY.	
FRAME	21	30	12-24 X 7/8" PH. F.H. UNDERCUT SELF DRILLING THREAD FORMING TEK SCREW
DOOR	21	30	12-24 X 7/8" PH. F.H. UNDERCUT SELF DRILLING THREAD FORMING TEK SCREW



ALL DIMS ARE TO CENTERLINE OF HOLES



FC111-95-02.DWG

FC111-95

REVISED 04-06-11