

# Locks



Hager Companies offers a wide range of Grade 1 and Grade 2 products to meet almost any application and specification requirements. Hager locks are manufactured to the highest quality standards and extensively tested to ANSI standards and BHMA certification requirements. In addition, all leversets comply with ADA requirements outlined in ANSI A117.1.

## Table of Contents

2300 Series Tubular .....	3
2500 Series Cylindrical .....	9
3100 Series Deadlock .....	17
3200 Series Deadlock .....	21
3300 Series Tubular .....	25
3400 Series Cylindrical .....	31
34K Series Standalone .....	40
3500 Series Cylindrical .....	45
3600 Series Tubular .....	53
3700 Series Interconnected .....	59
3800 Series Mortise .....	65
Cylinder, Core & Keying .....	83





# 2300 Series



Hager 2300 Series tubular lockset provides the necessary security and dependability for applications where there is a need for interior functions requiring a residential look and feel. It is well suited for light duty residential interior applications such as multi-family housing. It is offered in many of the popular designs that are seen throughout the industry today.





## 2300 SERIES - HOW TO ORDER

### 2310

#### Function

- 10 - Passage
- 17 - Single Dummy
- 27 - Double Dummy
- 40 - Privacy

### 2<sup>3</sup>/<sub>4</sub>"

#### Backset/Faceplate

- 2-3/4" (70 mm)
- 2-3/8" (60 mm)

### US15

#### Finish

- US3
- US15
- US10B
- US26
- US26D

### US26D

#### Interior Finish

(if different)

### CHA

#### Lever Style

- CHA - Charles Lever
- \*JHN - Johnston Lever
- JOS - Joshua Lever
- LOU - Louis Lever
- \*WRN - Warren Lever

### ASA

#### Strike

- ASA
- TEE
- FLRC and FULL (Default)

#### Product Group





- Tubular, DECO

\* Handing required for Johnston and Warren levers when specifying single dummy function.

Note:

Finishes other than US10B, US15, and US26D are subject to longer lead times.

### 2300 SERIES FUNCTION CHART

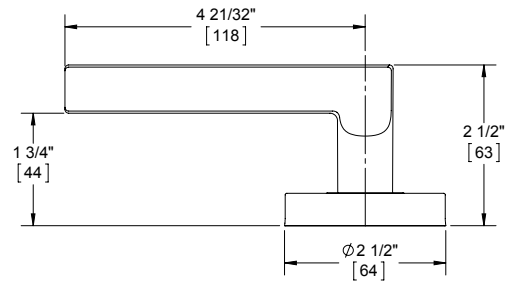

Function	Function No.	Function Description	ANSI No.	
Non-Keyed				
	Passage	10	Latchbolt operated by lever from either side at all times.	-
	Dummy - Single	17	Pull one side, no mechanical operation.	-
	Dummy - Double	27	Pull both sides, no mechanical operation (back to back).	-
	Privacy	40	Latchbolt operated by lever from either side. Outside lever is locked by push button and unlocked by emergency release outside or operating inside lever.	-



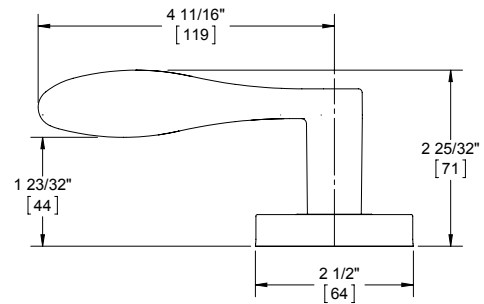


## 2300 SERIES - LEVER OPTIONS

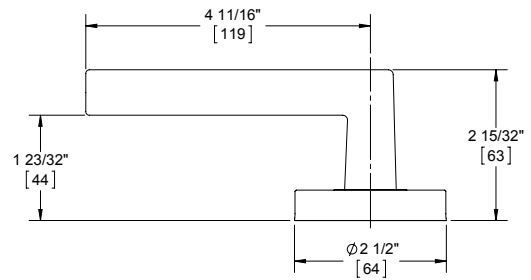

### CHARLES LEVER



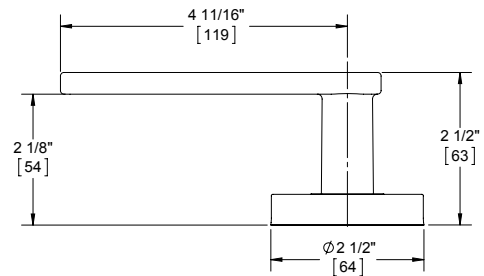

### JOHNSTON LEVER



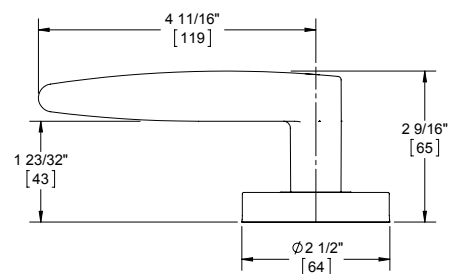

### JOSHUA LEVER



### LOUIS LEVER




### WARREN LEVER





## 2300 SERIES - DECO TUBULAR - LIGHT DUTY RESIDENTIAL - MULTI FAMILY


<b>WARRANTY</b>	Five-year warranty
<b>FEATURES</b>	<ul style="list-style-type: none"><li>• ADA Compliant</li><li>• No exposed mounting screws</li></ul>
Lever Options:	Charles, Johnston, Joshua, Louis, and Warren
Options:	Split finish available
<b>SPECIFICATIONS</b>	
Exposed Trim:	<ul style="list-style-type: none"><li>• Levers: Solid cast zinc (4.69" / 119 mm length)</li><li>• Rose: Stainless steel (2.5" / 63.5 mm diameter)</li></ul>
Door Thickness:	1-3/8" - 1-3/4" (35 mm - 45 mm)
Rose Diameter:	2-1/2" (63.5 mm)
Backset:	<ul style="list-style-type: none"><li>• 2-3/4" (70 mm) - Standard</li><li>• 2-3/8" (60 mm) - Optional</li></ul>
Latchbolt:	<ul style="list-style-type: none"><li>• 7/16" (11 mm) throw</li><li>• 1" x 2-1/4" (25 mm x 57 mm) faceplate</li><li>• Square and round corner faceplates come standard</li></ul>
Strike:	Square and round corner full lip strikes come standard
Door Handing:	Non-handed (except for Johnston and Warren, 17 Functions)
Functions:	10 Passage, 17 Dummy, 27 Back to Back Dummy, 40 Privacy
<b>FINISHES</b>	US3, US10B, US15, US26, US26D






## 2300 SERIES LATCHBOLTS

## 2300 SERIES ADDITIONAL STRIKES




- 2-639-7607**  
**2-3/4" Backset Passage Spring Latch**
- Square and round corner standard
  - 1" x 2-1/4" (25 mm x 57 mm) faceplate
  - For use with passage function



- 2-639-7608**  
**2-3/4" Backset Privacy Spring Latch**
- Square and round corner standard
  - 1" x 2-1/4" (25 mm x 57 mm) faceplate
  - For use with privacy function



- 2-639-7609**  
**2-3/8" Backset Passage Spring Latch**
- Square and round corner standard
  - 1" x 2-1/4" (25 mm x 57 mm) faceplate
  - For use with passage function



- 2-639-7610**  
**2-3/8" Backset Privacy Spring Latch**
- Square and round corner standard
  - 1" x 2-1/4" (25 mm x 57 mm) faceplate
  - For use with privacy function



- 3933**  
**T-Strike with Plastic Dust Box**
- 1-1/8" x 2-3/4" (29 mm x 70 mm)
  - Dust box included



- 3935**  
**Standard ASA Strike Plate**
- 1-1/4" x 4-7/8" (32 mm x 124 mm)
  - 1-5/16" lip
  - Other lengths available upon request



- 3959**  
**Faceplate Adapter**
- Converts 1" (25 mm) to 1-1/8" (28 mm) width





# 2500 Series

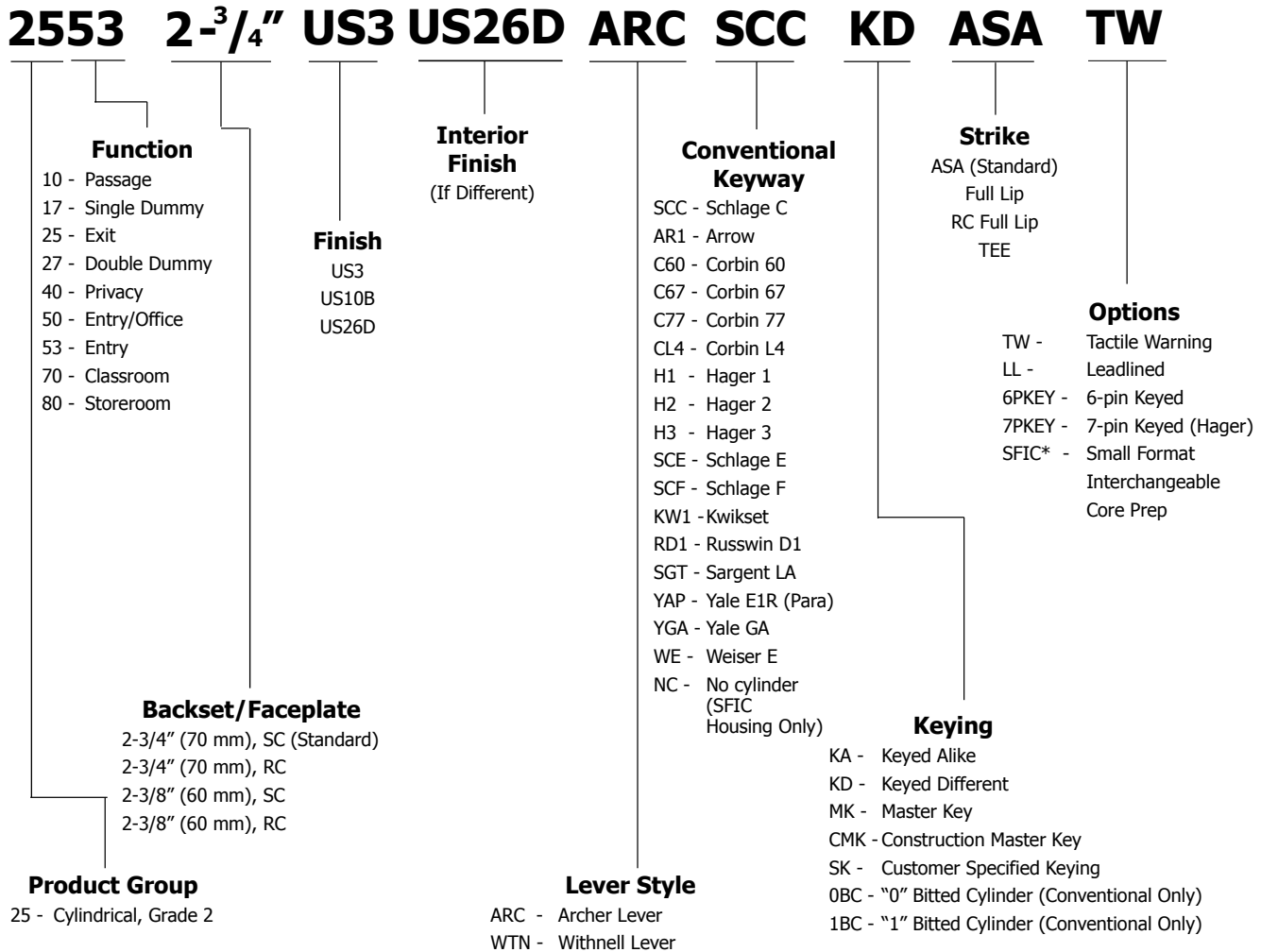


Hager 2500 Series Grade 2 lock is a perfect combination of value and performance and is the ideal choice of lock for typical commercial applications. The inherent value of this lock and the product offering make our 2500 Series lock a perfect choice for a stocking program. As an economical alternative to other Grade 2 cylindrical locks, it offers both dependability and affordability.





**2500 SERIES - HOW TO ORDER**



**Notes:**

1. If masterkeyed, include completed master key form with order (available on page 88 or [www.hagerco.com](http://www.hagerco.com)).
2. For additional keying information, please refer to cylinder, core, and keying section of catalog (page 73).










\* Small format interchangeable core sold separately. Available in Best Keyways (A Standard), or Hager Keyways (optional).

**Ordering example: 2553 2-3/4" US26D WTN NC ASA SFIC**





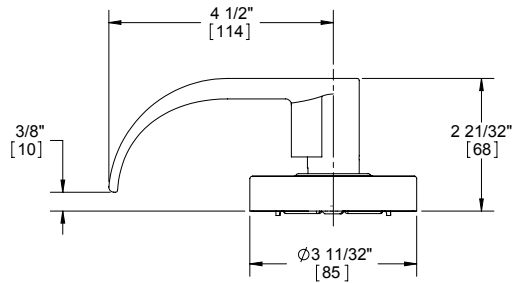
## 2500 SERIES - FUNCTION CHART

Function	Function No.	Function Description	ANSI No.	
<b>Non-Keyed</b>				
	Passage	10	Latchbolt operated by lever from either side at all times.	F75
	Dummy - Single	17	Pull one side, no mechanical operation.	-
	Exit	25	Blank plate outside (13/16" [31 mm] projection). Inside lever is always unlocked.	F111
	Dummy - Double	27	Pull both sides. No mechanical operation (back to back).	-
	Privacy	40	Latchbolt operated by lever from either side. Outside lever is locked by push button inside and unlocked by emergency release outside, operating inside lever or closing door.	F76A
<b>Keyed</b>				
	Entry/Office	50	Deadlocking latchbolt operated by lever from either side except when outside lever is locked by push button on inside lever. When outside lever is locked, operating key in outside lever or operating inside lever unlocks push button or other locking device and retracts latchbolt. Closing door does not release push button.	F82A
	Entry	53	Deadlocking latchbolt by lever either side, except when turn button inside locks outside lever. Pushing turn button in locks outside lever, requiring use of key outside to unlock. Turning inside lever unlocks outside lever. Pushing in and turning button locks outside lever, requiring key at all times. Turning inside lever does not unlock outside lever until button is manually turned to unlocked position. Inside lever always free.	F109
	Classroom	70	Deadlocking latchbolt operated by lever from either side except when outside lever is locked from outside by key. When outside lever is locked, latchbolt is operated by inside lever.	F84
	Storeroom	80	Deadlocking latchbolt operated by key in outside lever, or by operating inside lever. Outside lever is always locked. Inside lever is always unlocked.	F86

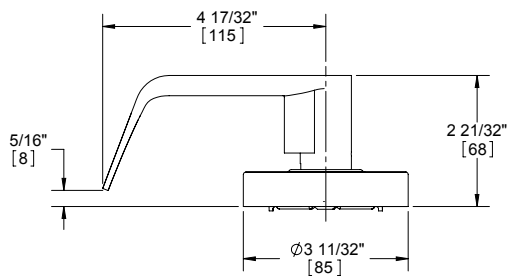


**2500 SERIES - LEVER OPTIONS**

**ARCHER LEVER**



**WITHNELL LEVER**



Optional tactile warning available on all lever styles (only outside lever will include raised surfaces unless otherwise specified).





## 2500 SERIES - GRADE 2 CYLINDRICAL - STANDARD DUTY COMMERCIAL

<b>WARRANTY</b>	Five year warranty
<b>FEATURES</b>	<ul style="list-style-type: none"> <li>• No exposed mounting screws</li> <li>• Non-handed</li> <li>• Conventional cylinder and small format interchangeable core option available</li> </ul>
Applications:	<ul style="list-style-type: none"> <li>• Standard duty commercial</li> <li>• Standard door prep - 2-1/8" (54 mm) diameter (bore)</li> <li>• Latch hole - 1" (25.4 mm) diameter (cross bore)</li> </ul>
Certifications:	<ul style="list-style-type: none"> <li>• Meets BHMA ANSI A156.2, Series 4000, Grade 2</li> <li>• ADA Compliant ANSI A117.1 Accessibility Code</li> <li>• UL/cUL Listed for all functions up to 3 hours "A" label single doors</li> <li>• UL 10C Positive Pressure Related</li> <li>• UL 10B Neutral Pressure Rated</li> </ul>
Lever Options:	Archer, Withnell levers
Options:	<ul style="list-style-type: none"> <li>• Lead lined</li> <li>• Tactile warning</li> </ul>
<b>SPECIFICATIONS</b>	
Exposed Trim:	<ul style="list-style-type: none"> <li>• Wrought brass, bronze, and stainless steel</li> <li>• Lever is zinc based, plated to match BHMA symbols</li> </ul>
Rose Diameter:	3-11/32" (85 mm)
Lock Chassis:	<ul style="list-style-type: none"> <li>• Heavy gauge steel, zinc dichromated for corrosion resistance</li> <li>• "Non-clutching" exterior lever on keyed functions</li> <li>• Removable thru-bolts</li> <li>• Failure to install thru-bolts and removable screw posts voids BHMA certification, UL rating, and warranty</li> </ul>
Keys:	Two operating keys supplied per lock
Cylinders/Cores:	<ul style="list-style-type: none"> <li>• Brass, keyed different, Schlage C keyway standard</li> <li>• Cylinder drilled 6-pin, keyed 5-pin</li> <li>• Other keying options, including keyed 6-pin, available from the factory (see cylinders, cores and keying sections).</li> <li>• Zero bit cylinders will be 6 pin keyed – standard</li> <li>• Small Format Interchangeable Core option available</li> <li>• SFIC uncombined or combined, brass 6- or 7-pin cores sold separately</li> </ul>
Door Thickness:	1-3/8" - 2" (35 mm - 51 mm)
Backset:	<ul style="list-style-type: none"> <li>• 2-3/4" (70 mm) - Standard</li> <li>• 2-3/8" (60 mm) - Optional</li> </ul>
Latchbolt:	<ul style="list-style-type: none"> <li>• 1/2" (13 mm) throw, stainless steel</li> <li>• 1-1/8" x 2-1/4" (29 mm x 57 mm) faceplate for 2-3/4" (70 mm) backset</li> <li>• 1" x 2-1/4" (25 mm x 57 mm) faceplate for 2-3/8" (60 mm) backset</li> <li>• Deadlocking latchbolt prevents manipulation when door is closed; keyed functions and 25 function only</li> </ul>
Strike:	<ul style="list-style-type: none"> <li>• 3935 ASA 1-1/4" x 4-7/8" (32 mm x 124 mm) strike standard</li> <li>• Optional strikes available</li> </ul>
Functions:	10 Passage, 17 Dummy, 25 Exit Only, 27 Back to Back Dummy, 40 Privacy, 50 Entry/Office, 53 Entry, 70 Classroom, 80 Storeroom
Notes:	Blank plate projection is 13/16" (21 mm) for function 25
<b>FINISHES</b>	US3, US10B, US26D





## 2500 SERIES - LATCHBOLTS

### Spring Latches



**3947**  
**2-3/4" (70 mm) Backset**  
**Passage Spring Latch**  
• Square and round corner available  
• 1-1/8" x 2-1/4" (29 mm x 57 mm) faceplate



**3965**  
**2-3/4" (70 mm) Backset**  
**Privacy Spring Latch**  
• Square and round corner available  
• 1-1/8" x 2-1/4" (29 mm x 57 mm) faceplate

**3967**  
**2-3/8" (60 mm) Backset**  
**Privacy Spring Latch**  
• Square and round corner available  
• 1" x 2-1/4" (25 mm x 57 mm) faceplate

### Dead Latches



**3948**  
**2-3/4" (70 mm) Backset**  
**Dead Latch**  
• Square and round corner available  
• 1-1/8" x 2-1/4" (29 mm x 57 mm) faceplate

**3950**  
**2-3/8" (60 mm) Backset**  
**Dead Latch**  
• Square and round corner available  
• 1" x 2-1/4" (25 mm x 57 mm) faceplate

### Optional Drive-In Spring Latches



**3922**  
**2-3/4" (70 mm) Backset**  
**Passage Spring Latch**

**3925**  
**2-3/8" (60 mm) Backset**  
**Passage Spring Latch**



**3923**  
**2-3/4" (70 mm) Backset**  
**Privacy Spring Latch**

**3926**  
**2-3/8" (60 mm) Backset**  
**Privacy Spring Latch**

### Optional Drive-In Dead Latches



**3924**  
**2-3/4" (70 mm) Backset**  
**Dead Latch**

**3927**  
**2-3/8" (60 mm) Backset**  
**Dead Latch**

### Backset Extension Links



**3917**  
**3-3/4" (95 mm) Backset**  
**Extension Link**  
For use with 2-3/8" (60 mm) backset latch to achieve 3-3/4" total backset



**3937**  
**5" (127 mm) Backset**  
**Extension Link**  
For use with 2-3/4" (70 mm) backset latch to achieve 5" total backset





## 2500 SERIES - STRIKES

## 2500 SERIES ACCESSORIES



**3933**  
**T-Strike with Plastic Dust Box**  
1-1/8" x 2-3/4" (29 mm x 70 mm)



**3911**  
**Thru-Bolt Jig**



**3934**  
**Full Lip Strike**  
1-5/8" x 2-1/4" (41 mm x 57 mm)



**3935**  
**ASA Strike Plate - Standard**

- 1-1/4" x 4-7/8" (32 mm x 124 mm)
- 1-5/16" lip
- Other lengths available upon request



**3958**  
**Full Lip Strike with Round Corner**

- 1-5/8" x 2-1/4" (41 mm x 57 mm)
- 1/4" (6 mm) radius



**3959**  
**Faceplate Adapter**  
Converts 1" (25 mm) to 1-1/8" (28 mm) width





# 3100 Series

 **HAGER**  
COMPANIES



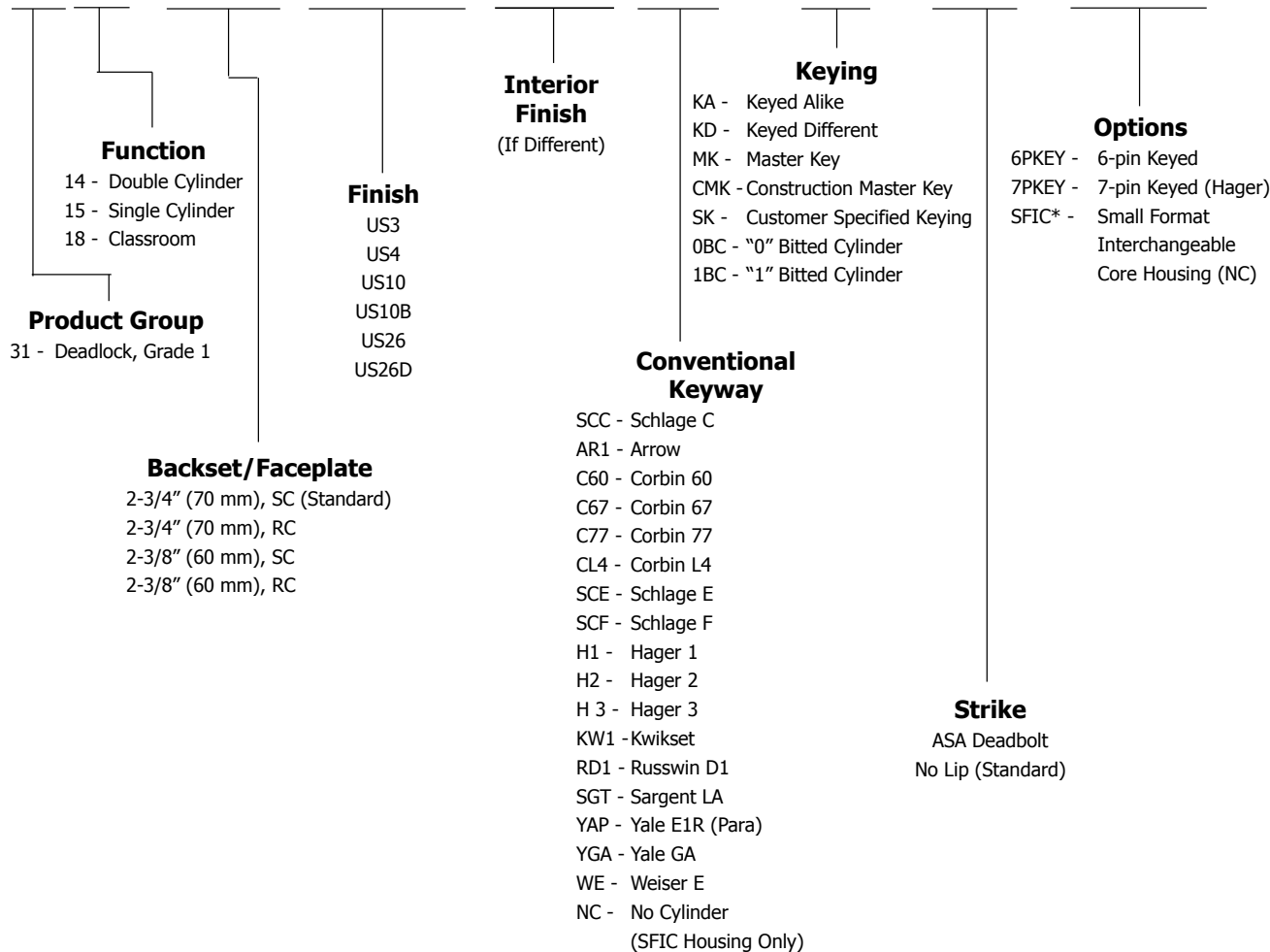
Hager 3100 Series Grade 1 deadlock is designed and engineered to withstand the most abusive environments. It is the perfect complement to Hager 3400 Series lockset for extra protection against break-in and is backed by a lifetime warranty.








**3100 SERIES - HOW TO ORDER**

**3114 2-3/4" US26D US26 SCC KD ASA 6PKEY**



Notes:  
1. If masterkeyed, include completed master key form with order (available on page 88 or www.hagerco.com).  
2. For additional keying information, please refer to cylinder, core, and keying section of catalog (page 73).  
\* Small format interchangeable core sold separately. Available in Best Keyways (A Standard), or Hager Keyways (optional).  
**Ordering example: 3114 2-3/4" US26D NC SFIC**

**3100 SERIES FUNCTION CHART**

Function	Function No.	Function Description	ANSI No.
 Double Cylinder	14	Deadbolt thrown or retracted by key from either side. Bolt automatically deadlocks when fully thrown.	E2141
 Cylinder x Thumbturn	15	Deadbolt thrown or retracted by key from outside or by inside thumbturn. Bolt automatically deadlocks when fully thrown.	E2151
 Classroom	18	Deadbolt thrown or retracted by key outside. Inside thumbturn will retract bolt only. Bolt automatically deadlocks when fully thrown.	E2171



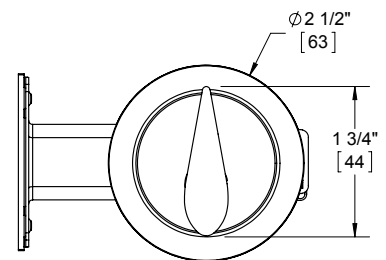
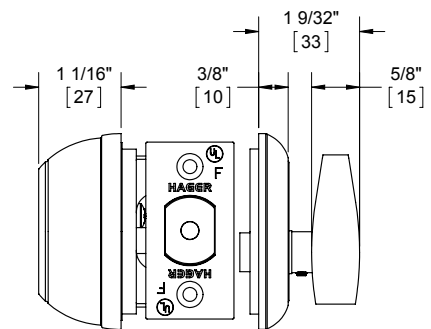
## 3100 SERIES - GRADE 1 DEADLOCK - AUXILIARY

<b>WARRANTY</b>	Lifetime warranty
<b>FEATURES</b>	<ul style="list-style-type: none"> <li>• Non-handed</li> <li>• Conventional cylinder or Small Format Interchangeable Core option available</li> </ul>
Certifications:	<ul style="list-style-type: none"> <li>• BHMA Certified ANSI A156.5 Grade 1</li> <li>• ANSI A250.13 Severe Windstorm Resistant Component</li> <li>• UL/cUL Listed for all functions up to 3 hours for "A" label single doors</li> <li>• UL10C Positive Pressure Rated</li> <li>• UL10B Neutral Pressure Rated</li> <li>• ADA - Thumbturn</li> </ul>
Options:	<ul style="list-style-type: none"> <li>• Split finish</li> <li>• Additional deadbolts and strikes available</li> </ul>



### SPECIFICATIONS

Standard Door Prep:	<ul style="list-style-type: none"> <li>• Cylinder hole: 2-1/8" (54 mm) diameter (bore)</li> <li>• Latch hole: 1" (25 mm) diameter (coss bore)</li> </ul>
Exposed Trim:	Wrought brass or bronze
Mechanism:	Steel, zinc dichromate plating
Keys:	Two operating keys supplied per lock
Cylinders/Cores:	<ul style="list-style-type: none"> <li>• Brass - Keyed Different - Schlage C Keyway standard</li> <li>• Cylinder drilled 6-pin, Keyed 5-pin - Standard</li> <li>• Other keying options, including keyed 6-pin, available from the factory (see Cylinder, Core and Keying section)</li> <li>• Zero bit cylinders will be 6 pin keyed – standard</li> <li>• Small Format Interchangeable Core option available</li> <li>• SFIC uncombined or combined, brass 6- or 7-pin cores sold separately</li> </ul>
Door Thickness:	<ul style="list-style-type: none"> <li>• 1-3/4" - 2" (45 mm - 51 mm) - Standard</li> <li>• 2" - 2-1/4" (57 mm) available for conventional cylinder - Must specify</li> </ul>
Backset:	<ul style="list-style-type: none"> <li>• 2-3/4" (70 mm) - Standard</li> <li>• 2-3/8" (60 mm) - Optional</li> </ul>
Latchbolt:	<ul style="list-style-type: none"> <li>• 1" (25 mm) Throw - Brass with concealed hardened steel roller to prevent sawing or cutting</li> <li>• 1-1/8" x 2-1/4" (29 mm x 57 mm) Square Corner Faceplate</li> </ul>
Strikes:	<ul style="list-style-type: none"> <li>• 3930 Square Corner, 1-1/8" x 2-3/4" (29 mm x 70 mm) with dustbox - Standard</li> <li>• 3929 ASA Deadbolt Strike - Optional</li> </ul>
Functions:	14 Double Cylinder, 15 Cylinder x Thumbturn, 18 Classroom



<b>FINISHES</b>	US3, US4, US10, US10B, US26, US26D
-----------------	------------------------------------



## 3100 SERIES LATCHBOLTS



**3940**  
**2-3/4" (70 mm) Backset Latchbolt - Standard**

- Square and round corner available
- 1-1/8" x 2-1/4" (29 mm x 57 mm) faceplate
- Round corner not available in US32/32D

**3941**  
**2-3/8" (60 mm) Backset Latchbolt - Optional**

- Square and round corner available
- 1" x 2-1/4" (25 mm x 57 mm) faceplate
- Round corner not available in US32/32D

## 3100 SERIES STRIKES



**3929**  
**ASA Deadbolt Strike - Optional**  
1-1/4" x 4-7/8" (32 mm x 124 mm)



**3930**  
**Strike Plate - Standard**  
• 1-1/8" x 2-3/4" (29 mm x 70 mm)  
• Dust box included



# 3200 Series



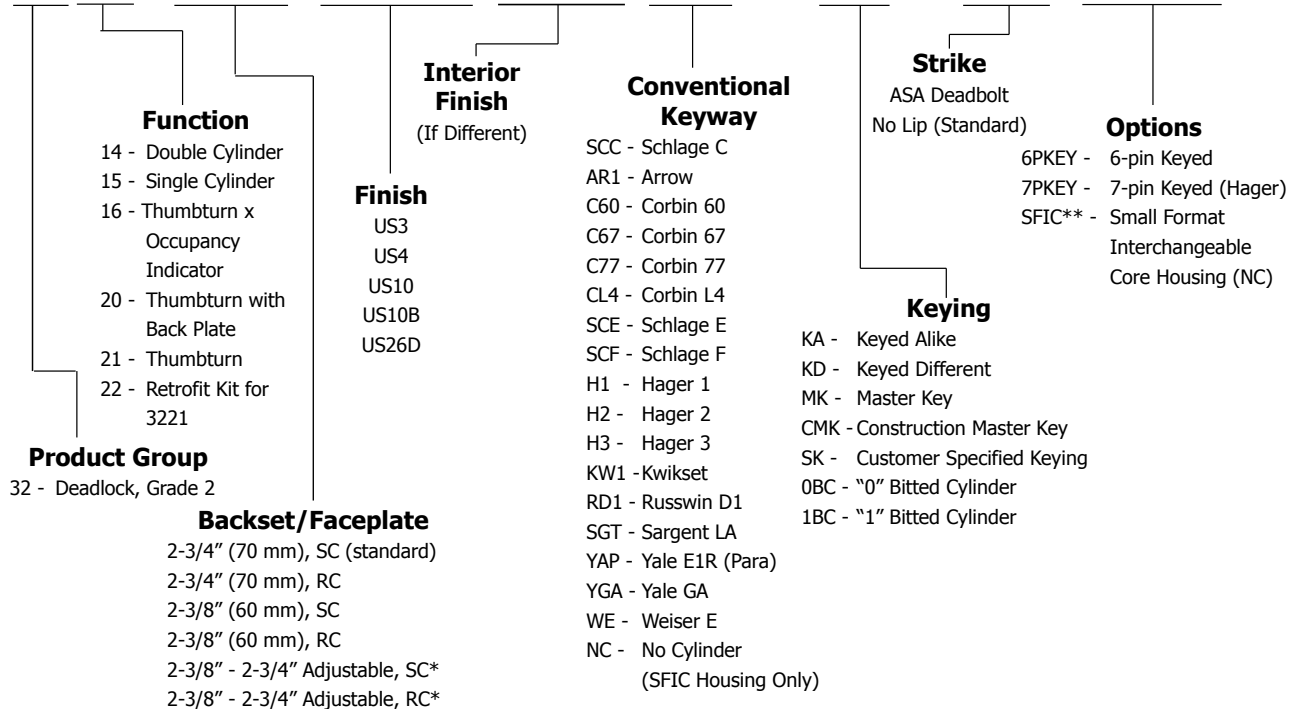
Hager 3200 Series Grade 2 deadlock provides a perfect combination of value and performance and is the ideal choice of lock for typical commercial applications. Our 3200 Series is an economical alternative to Grade 1 when Grade 1 is not required. It is a perfect complement to our 3500 Series for extra protection against break-in and is backed by a lifetime warranty.





**3200 SERIES - HOW TO ORDER**

**3214 2-3/4" US26D US26 SCC KD ASA 6PKEY**



**Notes:**






1. If masterkeyed, include completed master key form sheet with order (available on page 88 or www.hagerco.com).
2. For additional keying information, please refer to cylinder, core, and keying section of catalog (page 73).

\* Adjustable backset deadbolts supplied with 3220 and 3221.

\*\* Small format interchangeable core sold separately. Available in Best Keyways (A Standard), or Hager Keyways (optional).

**Ordering example: 3214 2-3/4" US26D NC SFIC**

**3200 SERIES FUNCTION CHART**

Function	Function No.	Function Description	ANSI No.
 Double Cylinder	14	Deadbolt thrown or retracted by key from either side. Bolt automatically deadlocks when fully thrown.	E2142
 Cylinder x Thumbturn	15	Deadbolt thrown or retracted by key from outside or by inside thumbturn. Bolt automatically deadlocks when fully thrown.	E2152
 Thumbturn x Occupancy Indicator	16	Deadbolt operated by thumbturn inside, emergency override key outside. Outside indicator displays "In Use" when deadbolt is thrown and "Vacant" when deadbolt is retracted.	_____
 Thumbturn w/ Blank Plate (no cylinder)	20	Deadbolt thrown or retracted by thumbturn only. Outside blank plate. Bolt automatically deadlocks when fully thrown.	E21112
 Thumbturn Only (no cylinder)	21	Deadbolt thrown or retracted by thumbturn only. No outside trim. Bolt automatically deadlocks when fully thrown.	E2192

Note: 3222 available for retrofit applications, converting a 3221 into a 3220.



## 3200 SERIES - GRADE 2 DEADLOCK - AUXILIARY

### WARRANTY

Lifetime warranty

### FEATURES

- Non-handed
- Conventional cylinder or Small Format Interchangeable Core option available

### Certifications:

- BHMA Certified ANSI A156.5 Grade 2
- ANSI A250.13 Severe Windstorm Resistant Component
- UL/cUL Listed for all functions up to 3 hours for "A" label single doors
- UL10C Positive Pressure Rated
- UL10B Neutral Pressure Rated
- ADA - Thumbturn

### Options:

- Split finish
- Additional deadbolts and strikes available

### SPECIFICATIONS

#### Standard Door Prep:

- Cylinder hole: 2-1/8" (54 mm) diameter (bore)
- Latch hole: 1" (25 mm) diameter (cross bore)

#### Exposed Trim:

Wrought brass, bronze or stainless steel

#### Mechanism:

Steel, zinc dichromate plating

#### Keys:

Two operating keys supplied per lock

#### Cylinders/Cores:

- Brass - Keyed Different - Schlage C Keyway standard
- Cylinder drilled 6-pin, Keyed 5-pin - Standard
- Other keying options, including keyed 6-pin, available from the factory (see Cylinder, Core and Keying section)
- Zero bit cylinders will be 6 pin keyed – standard
- Small Format Interchangeable Core option available
- SFIC uncombined or combined, brass 6- or 7-pin cores sold separately

#### Door Thickness:

- 1-3/4" (45 mm) only - 3214 SFIC and 3216
- 1-3/8" - 1-3/4" (35 mm - 45 mm) - Standard
- 2" - 2-1/4" (51 mm - 57 mm) available for conventional cylinder only - Must specify

#### Backset:

- 2-3/4" (70 mm) - Standard
- 2-3/8" (60 mm) - Optional
- 2-3/8" - 2-3/4" adjustable backset supplied with 3220 and 3221 (not available on 3214 or 3215)

#### Latchbolt:

- 1" (25 mm) Throw - Brass with concealed hardened steel roller to prevent sawing or cutting
- 1-1/8" x 2-1/4" (29 mm x 57 mm) square corner faceplate

#### Strikes:

- 3930 Square Corner, 1-1/8" x 2-3/4" (29 mm x 70 mm) with dustbox - Standard
- 3929 ASA Deadbolt Strike - Optional

#### Functions:

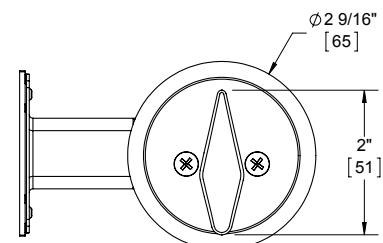
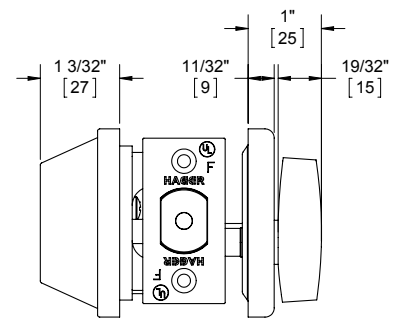
14 Double Cylinder, 15 Cylinder x Thumbturn, 16 Thumbturn x Occupancy Indicator, 20 Thumbturn w/ Blank Plate, 21 Thumbturn Only

#### Notes:

3222 retrofit kit available for use with 21 function

### FINISHES

US3, US4, US10, US10B, US26D, US32D





## 3200 SERIES LATCHBOLTS

## 3200 SERIES STRIKES



**3940**  
**2-3/4" (70 mm) Backset Latchbolt - Standard**

- Square and round corner available
- 1-1/8" x 2-1/4" (29 mm x 57 mm) faceplate
- Round corner not available in US32D

**3941**  
**2-3/8" (60 mm) Backset Latchbolt - Optional**

- Square and round corner available
- 1" x 2-1/4" (25 mm x 57 mm) faceplate
- Round corner not available in US32D



**3942**  
**2-3/8" (60 mm) - 2-3/4" (70 mm) Adjustable Backset Latchbolt - Standard for 3220 and 3221**

- Square and round corner available
- 1-1/8" x 2-1/4" (29 mm x 57 mm) faceplate - Standard
- 1" x 2-1/4" (25 mm x 57 mm) faceplate - Optional
- Round corner not available in US32D



**3929**  
**ASA Deadbolt Strike - Optional**  
1-1/4" x 4-7/8" (32 mm x 124 mm)



**3930**  
**Strike Plate - Standard**  
• 1-1/8" x 2-3/4" (29 mm x 70 mm)  
• Dust box included





# 3300 Series



Hager's 3300 Series Grade 3 tubular leverset is field reversible, with a thru-bolt design for ease of installation. This field reversible lock is designed with thru-bolts to make installation quick and simple. The 3300 Series is offered in four functions — Passage, Privacy, Entry, and Single Dummy — with four lever designs — Archer, August, Johnston and Withnell — to provide the perfect solution for suiting with other Grade 1 and Grade 2 products provided by Hager. Vertical markets that may benefit are assisted living facilities as well as multi-family.





**3300 SERIES**

**3353**

**FUNCTION**

- 10 – Passage
- 17 – Single Dummy
- 40 – Privacy
- 53 - Entry

**PRODUCT GROUP**

33 – Tubular, Grade 3

**ADJ**

**BACKSET**

2-3/8" to 2-3/4" Adjustable  
SQ and RD corner Faceplate Std

**US26D**

**FINISH**

- US3
- US10B
- US15
- US26
- US26D

**US26**

**INTERIOR FINISH  
(if different)**

- US3
- US10B
- US15
- US26
- US26D

**AUG**

**LEVER STYLE**

- ARC - Archer
- AUG - August
- \*JHN - Johnston
- WTN - Withnell

**SCC**

**KEYWAY**

SCC – Schlage C Only

**KD**

**KEYING**

KD - Keyed Different Only





Notes:

1. All entry locks supplied keyed different. Any other keying is provided by others
2. US3 and US26 finish, as well as split finish, will be subject to extended lead times
3. 3317 Johnston lever is handed. All others are non-handed





## 3300 SERIES - FUNCTION CHART

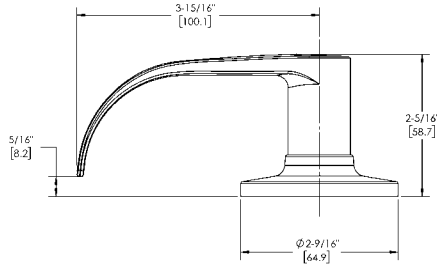
Function	Function No.	Function Description	
<b>Non-Keyed</b>			
	Passage*	10	Latchbolt operated by lever from either side at all times.
	Dummy - Single	17	Pull one side, no mechanical operation.
	Privacy	40	Latchbolt operated by lever from either side. Outside lever is locked and unlocked by turn button inside and can also be unlocked by emergency coin turn release outside. Closing door does not release turn button.
<b>Keyed</b>			
	Entry / Office	53	Deadlocking latchbolt operated by lever from either side except when outside lever is locked by turn button on inside. When outside lever is locked, operating key in outside lever unlocks locking device. Closing door does not release turn button.

\* Passage function meets ADA requirements

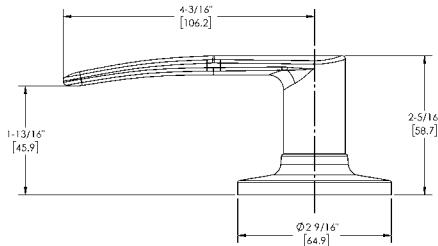


**3300 SERIES - LEVER OPTIONS**

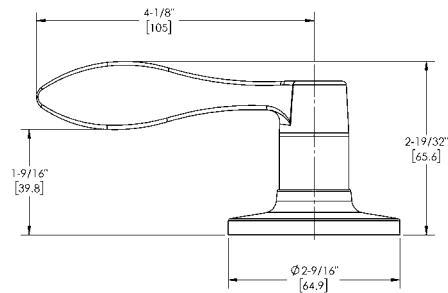

**ARCHER LEVER**



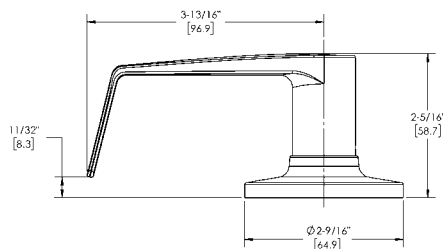

**AUGUST LEVER**



**JOHNSTON LEVER**



**WITHNELL LEVER**





## 3300 SERIES - GRADE 3 TUBULAR LEVERSET

### FEATURES

- Field reversible (exception of 3317 Johnston)
- Thru-bolt design for ease of installation
- Standard 4-way latch provides versatility for most retrofit applications

### Applications

- Multi-Family
- Assisted Living Facilities
- Hospitality

### Certifications:

- Meets BHMA ANSI 156.2, Grade 3 test standards
- ADA compliant ANSI A117.1 Accessibility Code

### Lever Options:

Archer, August, Johnston, Withnell



### SPECIFICATIONS

#### Standard Door Prep:

- 2-1/8" (54 mm) diameter (bore)
- Latch hole: 1" (25 mm) diameter (cross bore)

#### Door Handing:

- Non-handed, except for the Johnston Single Dummy

#### Exposed Trim:

- Levers: Solid Cast Zinc
- Rose: Brass

#### Rose Diameter:

2-9/16" (65 mm)

#### Keys:

(2) Cut keys provided with each entry lockset

#### Cylinders/Cores:

- Brass 5-pin Keyed Different - Schlage C keyway only
- Keying by others

#### Door Thickness:

1-3/8" - 1-3/4" (35 mm - 45 mm)

#### Backset:

- 1" x 2-1/4" (25mm x 57mm) Faceplate
- 2-3/8" to 2-3/4" (60mm to 70mm) adjustable
- 4-Way design (Square corner & Round corner faceplate provided)

#### Strikes:

- Round Corner Full Lip Standard
- Square Corner Full Lip and Tee Strike available separately

#### Functions:

Passage, Privacy, Entry, Single Dummy

#### Packaging:

Box packed

#### Warranty:

One year

### FINISHES

- \*US3, US10B, US15, \*US26, US26D
- \*Denotes finishes available with extended lead time



# 3400 Series



Hager 3400 Series Grade 1 lock is designed and engineered to withstand the most abusive environments. We've categorized it 'extra heavy duty' and you can rest assured that it has been tested against heavy use, impact, strength, resistance, and abuse. We're so confident in our 3400 Series lock, it's backed by a lifetime warranty. The exceptional quality of our 3400 Series lock has made it incredibly successful in application after application across the country and around the globe.





## 3400 SERIES - HOW TO ORDER

3453	2- <sup>3</sup> / <sub>4</sub> "	US26D	US26	WTN	SCC	KD	ASA	TW			
<b>Function</b> 10 - Passage 17 - Single Dummy 40 - Privacy 50 - Entry/Office 53 - Entry 70 - Classroom 73 - Corridor 80 - Storeroom 95 - Intruder Classroom		<b>Finish</b> US3 US4 US10 US10B US26 US26D		<b>Interior Finish</b> (If Different)		<b>Conventional Keyway</b> SCC - Schlage C AR1 - Arrow C60 - Corbin 60 C67 - Corbin 67 C77 - Corbin 77 CL4 - Corbin L4 SCE - Schlage E SCF - Schlage F H1 - Hager 1 H2 - Hager 2 H3 - Hager 3 KW1 - Kwikset RD1 - Russwin D1 SGT - Sargent LA YAP - Yale E1R (Para) YGA - Yale GA WE - Weiser E NC - No Cylinder (SFIC Only) LF - No Cylinder (LFIC Only)		<b>Strike</b> ASA (Standard) Full RC Full TEE		<b>Options</b> TW - Tactile Warning LL - Leadlined EL24 - Fail Safe 24 Volt EL12 - Fail Safe 12 Volt EU24 - Fail Secure 24 Volt EU12 - Fail Secure 12 Volt RX - Request to Exit ELRX24 - Fail Safe 24 Volt with Request to Exit ELRX12 - Fail Safe 12 Volt with Request to Exit EURX24 - Fail Secure 24 Volt with Request to Exit EURX12 - Fail Secure 12 Volt with Request to Exit 6PKEY - 6-pin Keyed 7PKEY - 7-pin Keyed (Hager Only) SFIC* - Small Format Interchangeable Core Prep LFIC** - Large Format Interchangeable Core Prep ANTI - Antimicrobial Coating (26D only)	
<b>Backset/Faceplate</b> 2-3/4" (70 mm), SC (Standard) 2-3/4" (70 mm), RC 2-3/8" (60 mm), SC 2-3/8" (60 mm), RC		<b>Lever Style</b> ARC - Archer Lever AUG - August Lever WTN - Withnell Lever		<b>Keying</b> KA - Keyed Alike KD - Keyed Different MK - Master Key CMK - Construction Master Key SK - Customer Specified Keying 0BC - "0" Bitted Cylinder 1BC - "1" Bitted Cylinder CIC - Construction IC Core		<b>Product Group</b> 34 - Cylindrical, Grade 1					

**Notes:**

1. If masterkeyed, include completed master key form with order (available on page 88 or www.hagerco.com).
2. For additional keying information, please refer to cylinder, core, and keying section of catalog (page 73).
3. Interchangeable construction core will be included with the lockset if "CIC" is specified in keying section. Customer must specify BLUE or RED color. BLACK is standard color for LFIC construction core.

\* Small format interchangeable core sold separately. Available in Best Keyways (A Standard) or Hager Keyways (optional).

\*\* Large format interchangeable core sold separately. Available in Schlage C Keyway only.










**Ordering example: 3453 2-3/4" US26D WTN NC ASA SFIC : 3453 2-3/4" US26D WTN LF ASA LFIC**







## 3400 SERIES - FUNCTION CHART

	Function	Function No.	Function Description	ANSI No.
<b>Non-Keyed</b>				
	Passage	10	Latchbolt operated by lever from either side at all times.	F75
	Dummy - Single	17	Pull one side, no mechanical operation.	-
	Privacy	40	Latchbolt operated by lever from either side. Outside lever is locked by push button inside and unlocked by emergency release outside, operating inside lever or closing door.	F76A
<b>Keyed</b>				
	Entry/Office	50	Deadlocking latchbolt operated by lever from either side except when outside lever is locked by push button on inside lever. When outside lever is locked, operating key in outside lever or operating inside lever unlocks push button. Closing door does not release push button.	F82A
	Entry	53	Deadlocking latchbolt by lever either side, except when turn button inside locks outside lever. Pushing turn button in locks outside lever, requiring use of key outside to unlock. (Lever handle is freewheeling in locked position.) Turning inside lever unlocks outside lever. Pushing in and turning button locks outside lever, requiring key at all times. Turning inside lever does not unlock outside lever until button is manually turned to unlocked position. Inside lever always operates latchbolt.	F109
	Classroom	70	Deadlocking latchbolt operated by lever from either side except when outside lever is locked from outside by key. When outside lever is locked, latchbolt is operated by inside lever.	F84
	Corridor	73	Deadlocking latchbolt operated by lever from either side except when outside lever is locked by key in outside lever or by push button on inside. Key in outside lever locks or unlocks outside lever. Operating inside lever releases push button. Closing door releases push button. Inside lever always operates latchbolt.	F90
	Storeroom	80	Deadlocking latchbolt operated by key in outside lever, or by operating inside lever. Outside lever is always locked. Inside lever is always unlocked.	F86
	Intruder Classroom*	95	Deadlocking latchbolt operated by lever from either side. Key either inside or outside locks or unlocks outside lever. Inside lever always operates latchbolt.	F110

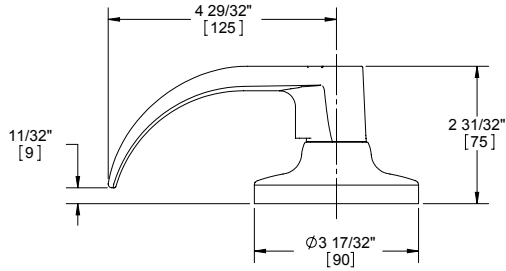
Notes: \*Intruder Classroom includes locking direction indicator stamped on the inside rose standard.



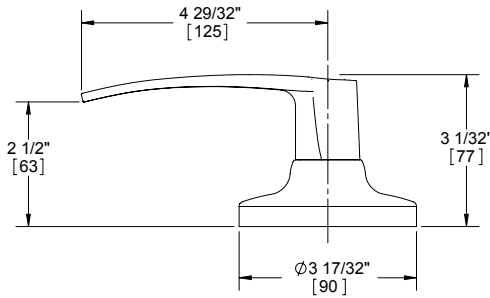


### 3400 SERIES - LEVER OPTIONS

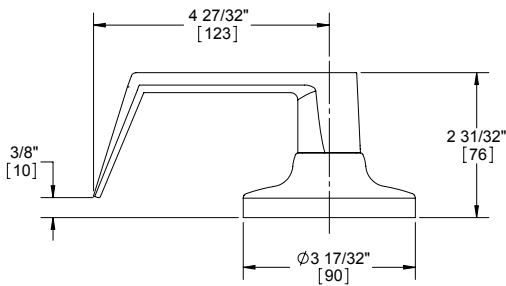
#### ARCHER LEVER



#### AUGUST LEVER



#### WITHNELL LEVER



Optional tactile warning available on all lever styles (only outside lever will include raised surfaces unless otherwise specified).





## 3400 SERIES - GRADE 1 CYLINDRICAL - HEAVY DUTY

<b>WARRANTY</b>	Lifetime warranty
<b>FEATURES</b>	<ul style="list-style-type: none"> <li>• Heavy duty commercial, industrial, institutional</li> <li>• No exposed mounting screws</li> <li>• Non-handed</li> <li>• Conventional cylinder, Small Format Interchangeable Core, and Large Format Interchangeable Core option available</li> </ul>
Certifications:	<ul style="list-style-type: none"> <li>• BHMA Certified ANSI A156.2 Series 4000 Grade 1</li> <li>• ADA Compliant ANSI A117.1 Accessibility Code</li> <li>• ANSI A250.13 Severe Windstorm Resistant Component</li> <li>• UL/cUL Listed for all functions up to 3 hours for "A" label doors</li> <li>• UL10C Positive Pressure Rated</li> <li>• UL10B Neutral Pressure Rated</li> </ul>
Lever Options:	Archer, August, Withnell levers
Options:	<ul style="list-style-type: none"> <li>• Lead lined</li> <li>• Tactile warning</li> <li>• Antimicrobial coating (26D finish only)</li> <li>• Split finish</li> <li>• Additional latchbolts and strikes available</li> </ul>
<b>SPECIFICATIONS</b>	
Standard Door Prep:	<ul style="list-style-type: none"> <li>• 2-1/8" (54 mm) diameter (bore)</li> <li>• Latch hole: 1" (25 mm) diameter (cross bore)</li> </ul>
Exposed Trim:	<ul style="list-style-type: none"> <li>• Levers: Cast zinc</li> <li>• Rose: Wrought brass or stainless steel</li> </ul>
Rose Diameter:	3-17/32" (90 mm) levers
Lock Chassis:	<ul style="list-style-type: none"> <li>• Heavy gauge steel, zinc dichromated for corrosion resistance</li> <li>• Free wheeling</li> <li>• Thru-bolt mounting</li> </ul>
Keys:	Two operating keys supplied per lock
Cylinders/Cores:	<ul style="list-style-type: none"> <li>• Brass 6-pin, keyed different - Schlage C Keyway - Standard</li> <li>• Cylinder drilled 6-pin, Keyed 5-pin - Standard</li> <li>• Other keying options, including keyed 6-pin, available from factory (see cylinder, core and keying section)</li> <li>• Zero bit cylinders will be 6 pin keyed – standard</li> <li>• Small Format Interchangeable Core option available</li> <li>• SFIC uncombined or combined, brass 6- or 7-pin cores sold separately</li> <li>• Large Format Interchangeable Core option available - leversets only</li> <li>• LFIC zero bitted or combined, brass 6-pin cores sold separately - Schlage C only</li> </ul>
Door Thickness:	• 1-3/8" - 2" (35 mm - 51 mm)
Backset:	<ul style="list-style-type: none"> <li>• 2-3/4" (70 mm) - Standard</li> <li>• 2-3/8" (60 mm) - Optional</li> <li>• 3-3/4" (94 mm) - Optional</li> <li>• 5" (128 mm) - Optional</li> </ul>
Latchbolt:	<ul style="list-style-type: none"> <li>• 1/2" (13 mm) throw, stainless steel</li> <li>• 1-1/8" x 2-1/4" (29 mm x 57 mm) faceplate</li> <li>• Square corner faceplates standard, round corner available</li> <li>• Deadlocking latchbolt prevents manipulation when door is closed; keyed functions only</li> <li>• 3/4" (18 mm) latch available</li> </ul>
Strike:	3935 ASA 1-1/4" x 4-7/8" (32 mm x 124 mm) strike - Standard
Functions:	10 Passage, 17 Dummy, 40 Privacy, 50 Entry/Office, 53 Entry, 70 Classroom, 73 Corridor, 80 Storeroom, 95 Intruder Classroom
<b>FINISHES</b>	<ul style="list-style-type: none"> <li>• US3, US4, US10, US10B, US26, US26D</li> </ul>





## 3400 SERIES - ELECTRIFIED - GRADE 1 CYLINDRICAL HEAVY DUTY

### WARRANTY

- Lifetime warranty on mechanical locking components
- One-year warranty on electric components

### FEATURES

- Deadlocking latchbolt
- Key override allows latchbolt to be momentarily retracted with the key even though electrically locked. Note that locks that are electrically unlocked may not be locked via the key cylinder.
- Inside lever always allows egress
- Interface with life-safety systems
- Motorized locking and unlocking allows for lower power consumption



Function:

80 - Storeroom

Applications:

- Provides remote locking and unlocking ideal for access control where added security is necessary
- Stairtower doors
- Office doors
- Classrooms
- Elevator lobby doors
- Computer rooms
- Hospital equipment rooms
- Pharmaceutical storage rooms

Voltage:

- 3480ELEU - 12-24V AC/DC (250mA MAX in rush and 10mA MAX holding)
- 3480RX - 125 VAC (3A) - 30VDC (2A)

### FINISHES

US3, US4, US10, US10B, US26, US26D

Function	Function No.	Function Description
Storeroom - Fail Safe/Fail Secure 12V/24V	3480ELEU	Outside lever continuously locked (EL) or unlocked (EU) by 12 or 24V. Latchbolt retracted by key outside or lever inside. Auxiliary latch deadlocks latchbolt when door is closed. Inside always free for immediate egress.
Storeroom - Request to Exit	RX	Monitors inside lever rotation. Incorporates into fire alarm systems or in conjunction with an electromagnet. Available on 3480 or in conjunction with 3480ELEU.

Note: Quick connect option is available. Locks will have molex connector attached to allow rapid installation of locks when used with Hager harness cable. See price book for details.





## 3400 SERIES - POWER SUPPLIES

See power supply area within the Electrified Products section for more details on our full selection of power supplies. Hager 2903, 2908 and 2909 power supplies are designed to power locking devices. Their features include:

- UL Listed
- Filtered/regulated 24VDC
- Overload protection
- Over voltage protection
- Short circuit protection
- Surge suppression on Fail Safe and Fail Secure outputs
- Fire alarm input standard

### 2903 Power Supply Includes:

- 24VDC, 2Amp
- Automatically accepts 120 or 240VAC input
- Auxiliary 24VDC output for stand alone devices
- Switch 24VDC outputs for fail safe or fail secure locking hardware
- Surge suppression on Fail Safe and Fail Secure outputs

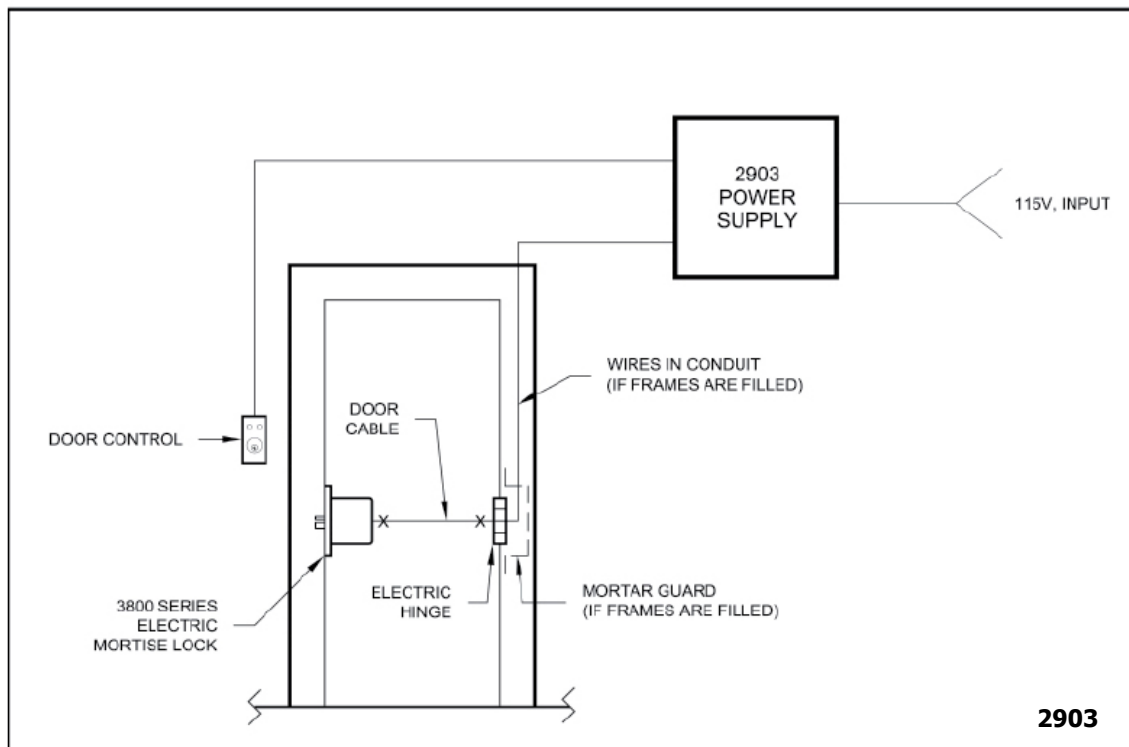
### 2908 Power Supply Includes:

- Field selectable 12VDC or 24VDC, 1Amp
- 115VAC standard (230VAC optional)
- Separate PTC protected charging for battery backup
- LED status indicator
- Modular design allows optional components to fit any application (see Electrified Catalog for a full list of components)

### 2909 Power Supply Includes:

- Field selectable 12VDC or 24VDC, 2Amp
- 115VAC standard (230VAC optional)
- Separate PTC protected charging for battery backup
- LED status indicator
- Modular design allows optional components to fit any application (see Electrified Catalog for a full list of components)

## Hager Locking System





## 3400 SERIES - LATCHBOLTS

### Spring Latches



**3943**  
**2-3/4" (70 mm) Backset**  
**Passage Spring Latch - Standard**

- Square and round corner available
- 1-1/8" x 2-1/4" (29 mm x 57 mm) faceplate

**3945**  
**2-3/8" (60 mm) Backset**  
**Passage Spring Latch**

- Square and round corner available
- 1-1/8" x 2-1/4" (29 mm x 57 mm) faceplate



**3964**  
**2-3/4" (70 mm) Backset**  
**Privacy Spring Latch - Standard**

- Square and round corner available
- 1-1/8" x 2-1/4" (29 mm x 57 mm) faceplate

**3966**  
**2-3/8" (60 mm) Backset**  
**Privacy Spring Latch**

- Square and round corner available
- 1-1/8" x 2-1/4" (29 mm x 57 mm) faceplate

### Backset Extension Links



**3916**  
**3-3/4" (95 mm) Backset**  
**Extension Link**

Must use with 2-3/8" (60 mm) backset latch to achieve 3-3/4" total backset



**3936**  
**5" (127 mm) Backset**  
**Extension Link**

Must use with 2-3/4" (70 mm) backset latch to achieve 5" total backset

### Dead Latches



**3932**  
**2-3/4" (70 mm) Backset**  
**Dead Latch**

- 3/4" (18 mm) throw
- Square corner only
- For use on fire rated pairs of doors
- 1-1/8" x 2-1/4" (29 mm x 57 mm) faceplate



**3944**  
**2-3/4" (70 mm) Backset**  
**Dead Latch - Standard**

- Square and round corner available
- For use with all keyed functions other than corridor
- 1-1/8" x 2-1/4" (29 mm x 57 mm) faceplate

**3946**  
**2-3/8" (60 mm) Backset**  
**Dead Latch**

- Square and round corner available
- For use with all keyed functions other than corridor
- 1-1/8" x 2-1/4" (29 mm x 57 mm) faceplate



**3992**  
**2-3/8" (60 mm) Backset**  
**Dead Latch - Corridor Function Only**

- Square and round corner available
- 1-1/8" x 2-1/4" (29 mm x 57 mm) faceplate

**3993**  
**2-3/4" (70 mm) Backset**  
**Dead Latch - Corridor Function Only**

- Square and round corner available
- 1-1/8" x 2-1/4" (29 mm x 57 mm) faceplate





## 3400 SERIES - STRIKES

## 3400 SERIES ACCESSORIES



### 3933

#### T-Strike with Plastic Dust Box

- 1-1/8" x 2-3/4" (29 mm x 70 mm)
- Dust box included



### 3911

#### Thru-Bolt Jig

For lever set only



### 3934

#### Full Lip Strike

- 1-5/8" x 2-1/4" (41 mm x 57 mm)



### 3935

#### Standard ASA Strike Plate

- 1-1/4" x 4-7/8" (32 mm x 124 mm)
- 1-5/16" lip
- Other lengths available upon request



### 3958

#### Full Lip Strike with Round Corner

- 1-5/8" x 2-1/4" (41 mm x 57 mm)
- 1/4" (6 mm) radius



# 34K Series

Hager's 34K Series Grade 1 pushbutton standalone lockset is a battery operated leverset with mechanical key override. This ADA compliant lock offers 500 total access codes and provides a perfect solution for most retrofit applications. Applications include Assisted Living, Multi-Family, Retail, Office Buildings and Healthcare facilities.







## 34K SERIES - HOW TO ORDER

### 34K1 2-3/4" US26D WTN SCC KD ASA 6PKEY

**FUNCTION**

K1 - Keypad - Storeroom  
K2 - Keypad + Prox - Storeroom

**FINISH**

US26D - Brushed Chrome  
US10B - Oil Rubbed Bronze

**CONVENTIONAL KEYWAY**

SCC - Schlage C - Standard  
Others optional

**STRIKE**

ASA - ASA Strike 1-5/16" Lip (Standard)  
TEE - Tee Strike

**KEYING**

KA - Keyed Alike  
KD - Keyed Different (Standard)  
OBC - "0" Bitted Cylinder  
1BC - "1" Bitted Cylinder  
MK - Master Key  
CMK - Construction Master Keying  
NC - SFIC, No Core

**BACKSET/FACEPLATE**

2-3/4" (70mm), SC (Standard)  
2-3/4" (70mm), RC

**LEVER STYLE**

WTN - Withnell Lever (Standard)  
ARC - Archer Lever  
AUG - August Lever

**PRODUCT GROUP**

34 - Cylindrical, Grade1

**OPTIONS**

6PKEY - 6 Pin Keyed  
7PKEY - 7 Pin Keyed  
SFIC - Small Format Interchangeable Core Housing (NC)  
TW - Tactile Warning

## 34K SERIES - LEVER OPTIONS

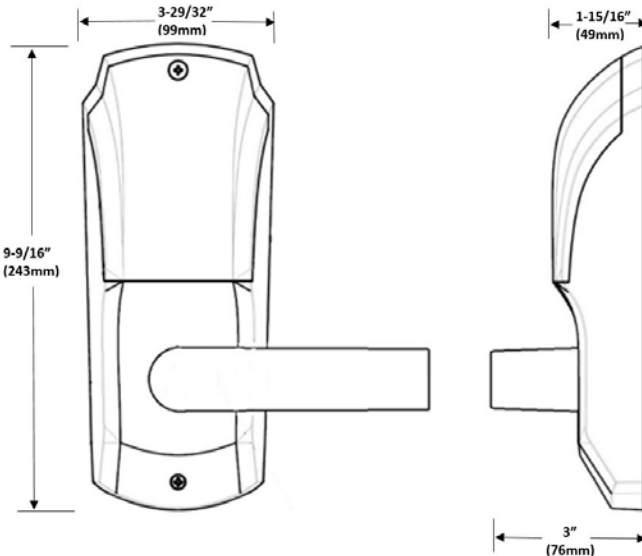
**WITHNELL LEVER**



**ARCHER LEVER**



**AUGUST LEVER**



Optional tactile warning available on all lever styles (only outside lever will include raised surfaces unless otherwise specified).



## 34K SERIES STANDALONE CYLINDRICAL

### WARRANTY

- Two-year warranty on mechanical and electrical components
- One-year warranty on finish

### FEATURES

- Mechanical key override
- Non-handed design
- Weatherproof design (-31 F to 151 F) with two gaskets supplied standard
- 34K2 model uses 26 bit 125kHz Wiegand HID proximity cards; 500 card users available
- Real time clock
- Quick passage mode available without being in programming mode
- Individual, group, or total lockout codes available
- Low battery alert
- Adjustable volume
- Audible Keystroke option
- (4) AA alkaline batteries provided, 30,000 cycle battery life
- 9V external power supported
- 500 total access codes available to be categorized as User, Service User, or Manager
- Relocking delay - Adjustable from 2 to 99 seconds
- Temporary keypad lockout (based on failed entry attempts)
- Tamper attempt alarm
- Audit trail (last 2,000 events) available with purchase of software kit



Lever Options:

Archer, August, Withnell

Options:

- Tactile Warning available
- Additional latchbolts and strikes available

### SPECIFICATIONS

Door Prep:

- Standard ANSI A115 Prep, modified by adding (4) additional thru-bolt holes

Lock Chassis:

- Heavy gauge steel, zinc dichromated for corrosion resistance
- Free-wheeling levers

Housing:

- Cast zinc housing with keypad

Keys:

- (2) operating keys supplied per lock

Door Thickness:

- 1-3/8" (35mm) – 2" (51mm)

Backset:

- 2-3/4" (70mm)

Latchbolt:

- 1/2" (13mm) throw, stainless steel
- 1-1/8" x 2-1/4" (29mm x 57mm) square faceplate - standard
- 3/4" Anti-Friction latchbolt available for pairs of fire doors

Strike:

- 1-1/4" x 4-7/8" (32mm x 124mm) ASA Strike - standard
- 1-1/8" x 2-1/4" (29mm x 57mm) Tee Strike - optional

Cylinders/Cores:

- Brass 6-Pin, keyed different - Schlage C keyway - Standard
- Cylinder drilled 6-Pin, Keyed 5-Pin - Standard
- Zero bit cylinders will be 6 pin keyed – standard
- Small Format Interchangeable Core option available
- 6-Pin and 7-Pin SFIC cores sold separately

Operating System:

- Microsoft Windows (XP up to Windows 8)
- Programming and data transfer can be done via laptop at the door

### FINISHES

US10B and US26D

### Certifications

- ANSI A156.02 Grade 1 Compliant
- ANSI A156.25 Compliant
- UL Listed up to 3 hours for "A" labeled door
- UL10C Positive Pressure Rated
- ADA Compliant
- FCC Compliant





## 34K SERIES CYLINDRICAL LATCHBOLTS

## 34K SERIES CYLINDRICAL STRIKES



### 3932

#### 2-3/4" (70 mm) Backset Dead Latch

- 3/4" (18 mm) throw
- Square corner only
- For use on fire rated pairs of doors
- 1-1/8" x 2-1/4" (29 mm x 57 mm) faceplate



### 3933

#### T-Strike with Plastic Dust Box

- 1-1/8" x 2-1/4" (29 mm x 57 mm)
- Dust box included



### 3944

#### 2-3/4" (70 mm) Backset Dead Latch - Standard

- Square and round corner available
- For use with all keyed functions other than corridor
- 1-1/8" x 2-1/4" (29 mm x 57 mm) faceplate



### 3935

#### Standard ASA Strike Plate

- 1-1/4" x 4-7/8" (32mm x 124mm)
- 1-5/16" lip
- Other lengths available upon request

## AUDIT TRAIL ACCESSORIES:

### 2-639-6000

#### 34K1 Software Kit

- Includes disc, USB cable, and programming manual

### 2-639-6001

#### 34K2 Software Kit

- Includes disc, USB cable, prox card reader/enroller, and programming manual



# 3500 Series



Hager 3500 Series Grade 2 lock provides a perfect combination of value and performance and is the ideal choice of lock for typical commercial applications. It is an economical alternative to Grade 1 when Grade 1 is not required. Our 3500 Series lock offers superior dependability and is backed by a lifetime warranty.





## 3500 SERIES - HOW TO ORDER

3553	2- <sup>3</sup> / <sub>4</sub> "	US26D	US26	WTN	SCC	KD	ASA	TW	
<b>Function</b> 10 - Passage 17 - Single Dummy 25 - Exit 27 - Double Dummy 40 - Privacy 50 - Entry/Office 53 - Entry 70 - Classroom 73 - Corridor 79 - Keyed Communicating 80 - Storeroom		<b>Interior Finish</b> (If Different)		<b>Conventional Keyway</b> SCC - Schlage C AR1 - Arrow C60 - Corbin 60 C67 - Corbin 67 C77 - Corbin 77 CL4 - Corbin L4 SCE - Schlage E SCF - Schlage F H1 - Hager 1 H2 - Hager 2 H3 - Hager 3 KW1 - Kwikset RD1 - Russwin D1 SGT - Sargent LA YAP - Yale E1R (Para) YGA - Yale GA WE - Weiser E NC - No Cylinder (SFIC Housing Only)		<b>Strike</b> ASA (standard) Full Lip RC Full Lip TEE		<b>Options</b> TW - Tactile Warning LL - Leadlined 6PKEY - 6-pin Keyed 7PKEY - 7-pin Keyed (Hager) SFIC* - Small Format Interchangeable Core Prep ANTI - Antimicrobial Coating (26D Only)	
<b>Backset/Faceplate</b> 2-3/4" (70 mm), SC (standard) 2-3/4" (70 mm), RC 2-3/4" (70 mm) Drive-In 2-3/8" (60 mm), SC 2-3/8" (60 mm), RC 2-3/8" (60 mm) Drive-In		<b>Finish</b> US3 - Knob/Lever US4 US10 US10B US26 US26D US32D - Knob Only		<b>Lever Style</b> APL - Apollo Knob ARC - Archer Lever AUG - August Lever WTN - Withnell Lever		<b>Keying</b> KA - Keyed Alike KD - Keyed Different MK - Master Key CMK - Construction Master Key SK - Customer Specified Keying 0BC - "0" Bitted Cylinder (Conventional Only) 1BC - "1" Bitted Cylinder (Conventional Only)			
<b>Product Group</b> 35 - Cylindrical, Grade 2									

**Notes:**

1. If masterkeyed, include completed master key form with order (available on page 88 or www.hagerco.com).
2. For additional keying information, please refer to cylinder, core, and keying section of catalog (page 73).









\* Small format interchangeable core sold separately. Available in Best Keyways (A Standard) or Hager Keyways (optional).

**Ordering example: 3553 2-3/4" US26D WTN NC ASA SFIC**








## 3500 SERIES - FUNCTION CHART

Function	Function No.	Function Description	ANSI No.	
<b>Non-Keyed</b>				
	Passage	10	Latchbolt operated by lever from either side at all times.	F75
	Dummy - Single	17	Pull one side, no mechanical operation (back to back).	-
	Exit	25	Blank plate outside (13/16" [31 mm] projection). Inside lever always unlocked.	F111
	Dummy - Double	27	Pull both sides. No mechanical operation (back to back).	-
	Privacy	40	Latchbolt operated by lever from either side. Outside lever is locked by push button inside and unlocked by emergency release outside, operating inside lever or closing door.	F76A
<b>Keyed</b>				
	Entry/Office	50	Deadlocking latchbolt operated by lever from either side except when outside lever is locked by push button on inside lever. When outside lever is locked, operating key in outside lever or operating inside lever unlocks push button and retracts latchbolt. Closing door does not release push button.	F82A
	Entry	53	Deadlocking latchbolt by lever either side, except when turn button inside locks outside lever. Pushing turn button in locks outside lever, requiring use of key outside to unlock (lever handle is freewheeling in locked position). Turning inside lever unlocks outside lever. Pushing in and turning button locks outside lever, requiring key at all times. Turning inside lever does not unlock outside lever until button is manually turned to unlocked position. Inside lever always operates latchbolt.	F109
	Classroom	70	Deadlocking latchbolt operated by lever from either side except when outside lever is locked from outside by key. When outside lever is locked, latchbolt is operated by inside lever.	F84



## 3500 SERIES - FUNCTION CHART

Function	Function No.	Function Description	ANSI No.	
Keyed (continued)				
	Corridor	73	Deadlocking latchbolt operated by lever from either side except when outside lever is locked by key in outside lever or by push button. Key in outside lever locks or unlocks outside lever. Operating inside lever releases push button. Closing door releases push button. Inside lever always operates latchbolt.	F90
	Keyed Communicating	79	Deadlocking latchbolt by inside lever except when locked by key. Non-removable blank plate outside (13/16" [31 mm] projection).	F113
	Storeroom	80	Deadlocking latchbolt operated by key in outside lever, or by operating inside lever. Outside lever is always locked. Inside lever is always unlocked.	F86

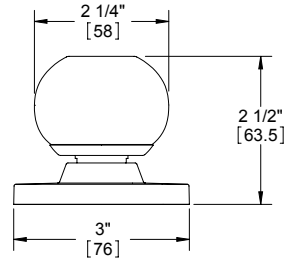




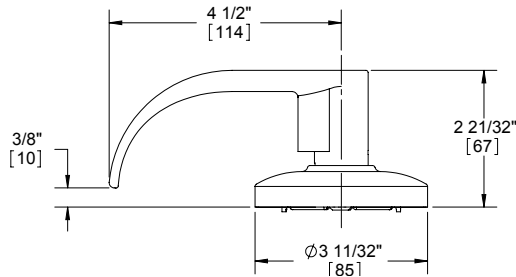


## 3500 SERIES - LEVER OPTIONS

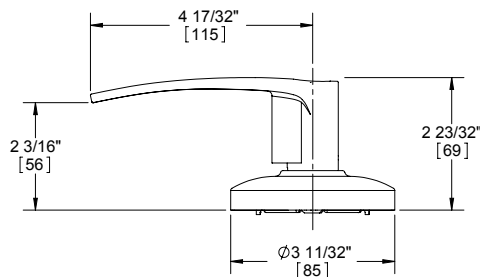
### APOLLO KNOB



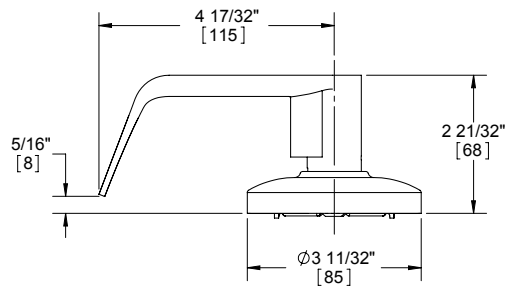
### ARCHER LEVER



### AUGUST LEVER



### WITHNELL LEVER



Notes: Optional tactile warning available on all lever styles (only outside lever will include raised surfaces unless otherwise specified).



## 3500 SERIES - GRADE 2 CYLINDRICAL - STANDARD DUTY COMMERCIAL

### WARRANTY

Lifetime warranty

### FEATURES

- No exposed mounting screws
- Non-handed
- Conventional cylinder or Small Format Interchangeable Core option available

### Certifications:

- BHMA Certified ANSI A156.2 Series 4000 Grade 2
- ADA Compliant ANSI A117.1 Accessibility Code (levers only)
- ANSI A250.13 Severe Windstorm Resistant Component
- UL/cUL Listed for all functions up to 3 hours for "A" label single doors
- UL10C Positive Pressure Rated
- UL10B Neutral Pressure Rated

### Lever Options:

Apollo knob; Archer, August, Withnell levers

### Options:

- Lead lined (leversets only)
- Tactile warning (levers only)
- Antimicrobial coating (26D finish only)
- Split finish
- Additional latchbolts and strikes available



### SPECIFICATIONS

#### Standard Door Prep:

- 2-1/8" (54 mm) diameter (bore)
- Latch hole: 1" (25 mm) diameter (cross bore)

#### Exposed Trim:

- Knobs: Wrought brass or stainless steel
- Levers: Cast zinc
- Rose: Wrought brass or stainless steel

#### Rose Diameter:

3-11/32" (85 mm) levers; 3" (76 mm) knobs

#### Lock Chassis:

- Heavy gauge steel, zinc dichromated for corrosion resistance
- Free wheeling (levers only)
- Removable thru-bolts (Note: Failure to install thru-bolts and removable screw posts voids BHMA certification, UL rating and warranty)

#### Keys:

Two operating keys supplied per lock

#### Cylinders/Cores:

- Brass - keyed different - Schlage C Keyway - Standard
- Cylinder drilled 6-pin, keyed 5-pin - Standard
- Other keying options, including keyed 6-pin, available from factory (see cylinder, core and keying section)
- Zero bit cylinders will be 6 pin keyed - standard
- Small Format Interchangeable Core option available
- SFIC uncombined or combined, brass 6- or 7-pin cores sold separately

#### Door Thickness:

- Knobs: 1-3/8" - 1-3/4" (35 mm - 45 mm)
- Levers: 1-3/8" - 2" (35 mm - 51 mm)

#### Backset:

- 2-3/4" (70 mm) - Standard
- 2-3/8" (60 mm) - Optional
- 3-3/4" (94 mm) - Optional
- 5" (128 mm) - Optional

#### Latchbolt:

- 1/2" (13 mm) throw, stainless steel
- 1-1/8" x 2-1/4" (29 mm x 57 mm) faceplate for 2-3/4" (70 mm) backset
- 1" x 2-1/4" (29 mm x 57 mm) faceplate for 2-3/8" (60 mm) backset
- Deadlocking latchbolt prevents manipulation when door is closed; keyed functions and 25 function only
- Square corner faceplate standard, round corner available

#### Strike:

3935 ASA 1-1/4" x 4-7/8" (32 mm x 124 mm) strike - Standard

#### Functions:

10 Passage, 17 Dummy, 25 Exit (only), 27 Back to Back Dummy (levers only), 40 Privacy, 50 Entry/Office, 53 Entry, 70 Classroom, 73 Corridor (levers only), 79 Keyed Communicating, 80 Storeroom  
(Notes: Blank plate projection is 13/16" for functions 25 and 79)

### FINISHES

- US3, US4, US10, US10B, US26, US26D (levers only)
- US3, US32D (knobs only)





## 3500 SERIES - LATCHBOLTS

### Spring Latches



- 3947**  
**2-3/4" (70 mm) Backset**  
**Passage Spring Latch**
- Square and round corner available
  - 1-1/8" x 2-1/4" (29 mm x 57 mm) faceplate

- 3949**  
**2-3/8" (60 mm) Backset**  
**Passage Spring Latch**
- Square and round corner available
  - 1" x 2-1/4" (25 mm x 57 mm) faceplate



- 3965**  
**2-3/4" (70 mm) Backset**  
**Privacy Spring Latch**
- Square and round corner available
  - 1-1/8" x 2-1/4" (29 mm x 57 mm) faceplate

- 3967**  
**2-3/8" (60 mm) Backset**  
**Privacy Spring Latch**
- Square and round corner available
  - 1" x 2-1/4" (25 mm x 57 mm) faceplate

### Dead Latches



- 3948**  
**2-3/4" (70 mm) Backset**  
**Dead Latch**
- Square and round corner available
  - 1-1/8" x 2-1/4" (29 mm x 57 mm) faceplate
  - For use with all keyed functions other than corridor

- 3950**  
**2-3/8" (60 mm) Backset**  
**Dead Latch**
- Square and round corner available
  - 1" x 2-1/4" (25 mm x 57 mm) faceplate
  - For use with all keyed functions other than corridor



- 3995**  
**2-3/4" (70 mm) Backset**  
**Dead Latch - Corridor Function Only**
- Square and round corner available
  - 1-1/8" x 2-1/4" (29 mm x 57 mm) faceplate

- 3994**  
**2-3/8" (60 mm) Backset**  
**Dead Latch - Corridor Function Only**
- Square and round corner available
  - 1" x 2-1/4" (25 mm x 57 mm) faceplate

### Optional Drive-In Spring Latches



- 3922**  
**2-3/4" (70 mm) Backset**  
**Passage Spring Latch**

- 3925**  
**2-3/8" (60 mm) Backset**  
**Passage Spring Latch**



- 3923**  
**2-3/4" (70 mm) Backset**  
**Privacy Spring Latch**

- 3926**  
**2-3/8" (60 mm) Backset**  
**Privacy Spring Latch**

### Optional Drive-In Dead Latches



- 3924**  
**2-3/4" (70 mm) Backset**  
**Dead Latch**
- For use with all keyed functions other than corridor

- 3927**  
**2-3/8" (60 mm) Backset**  
**Dead Latch**
- For use with all keyed functions other than corridor



- 3996**  
**2-3/8" (60 mm) Backset**  
**Dead Latch - Corridor Function Only**

- 3997**  
**2-3/4" (70 mm) Backset**  
**Dead Latch - Corridor Function Only**



## 3500 SERIES LATCHBOLTS

### Backset Extension Links



**3917**  
**3-3/4" (95 mm) Backset**  
**Extension Link**

Must use with 2-3/8" (60 mm) backset latch to achieve 3-3/4" total backset



**3937**  
**5" (127 mm) Backset**  
**Extension Link**

Must use with 2-3/4" (70 mm) backset latch to achieve 5" total backset



**3933**  
**T-Strike with Plastic Dust Box**  
• 1-1/8" x 2-3/4" (29 mm x 70 mm)  
• Dust box included



**3934**  
**Full Lip Strike**  
1-5/8" x 2-1/4" (41 mm x 57 mm)



**3935**  
**Standard ASA Strike Plate**  
• 1-1/4" x 4-7/8" (32 mm x 124 mm)  
• 1-5/16" lip  
• Other lengths available upon request



**3958**  
**Full Lip Strike with Round Corner**  
• 1-5/8" x 2-1/4" (41 mm x 57 mm)  
• 1/4" (6 mm) radius

### 3500 SERIES ACCESSORIES



**3959**  
**Faceplate Adapter**  
Converts 1" (25 mm) to 1-1/8" (28 mm) width



**3912**  
**Thru-Bolt Jig**  
For 3500 Series lever set only



# 3600 Series

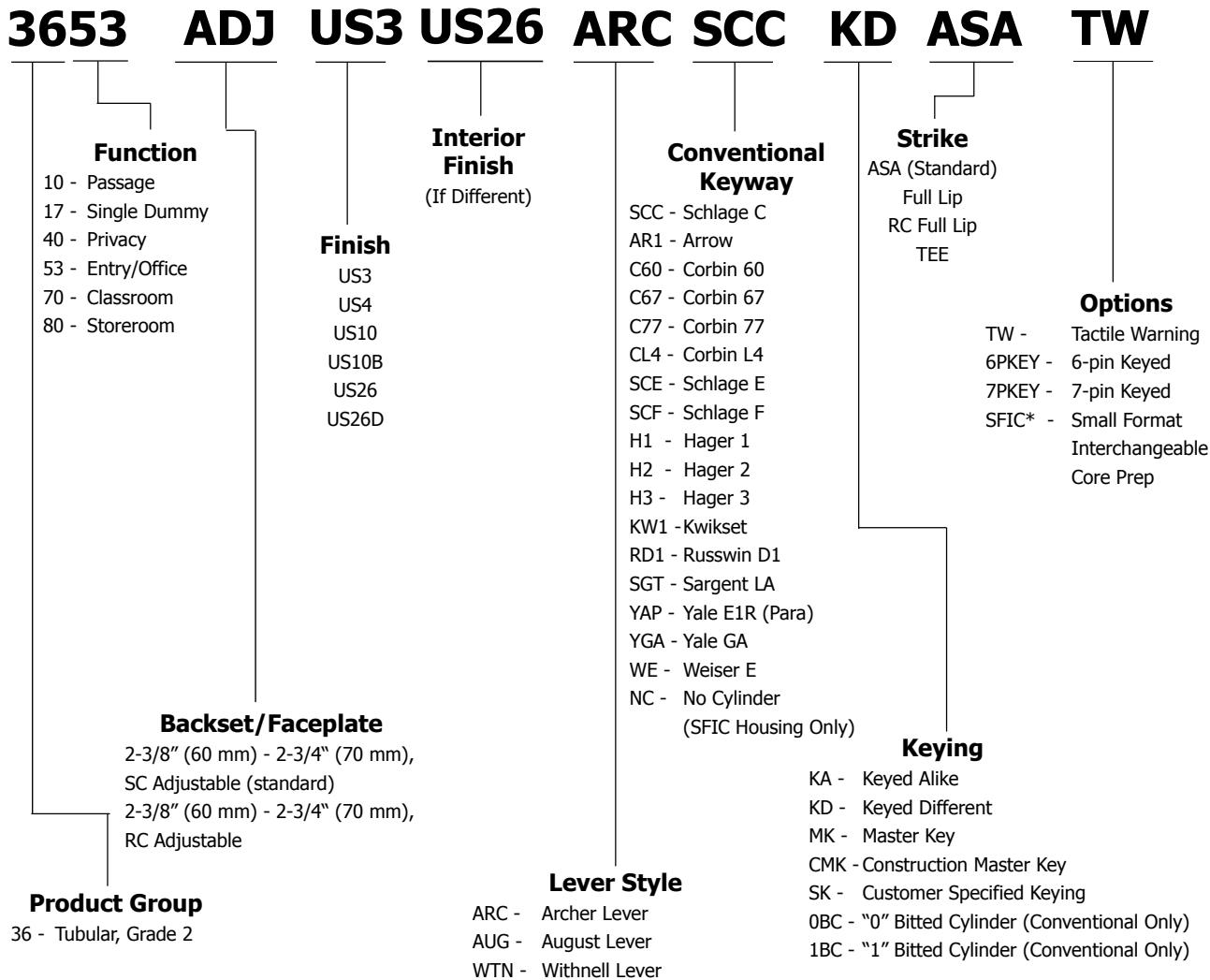


Hager 3600 Series Grade 2 tubular lockset provides the necessary security and dependability of a commercial lock with a more residential look. It is well suited for medium duty commercial or heavy duty residential applications such as multi-family housing.





**3600 SERIES - HOW TO ORDER**



**Notes:**

1. If masterkeyed, include completed master key form with order (available on page 88 or [www.hagerco.com](http://www.hagerco.com)).
2. For additional keying information, please refer to cylinder, core, and keying section of catalog (page 73).







\* Small format interchangeable core sold separately. Available in Best Keyways (A Standard) or Hager Keyways (optional).

**Ordering example: 3653 ADJ 2-3/8" to 2-3/4" US26D WTN NC ASA SFIC**





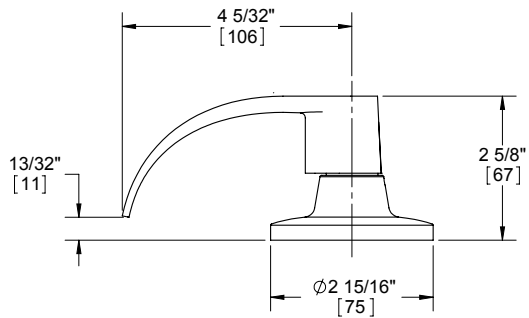
## 3600 SERIES - FUNCTION CHART

Function	Function No.	Function Description	ANSI No.	
<b>Non-Keyed</b>				
	Passage	10	Latchbolt operated by lever from either side at all times.	F75
	Dummy - Single	17	Pull one side, no mechanical operation.	-
	Privacy	40	Latchbolt operated by lever from either side. Outside lever is locked by push button inside and unlocked by emergency release outside or operating inside lever.	F76B
<b>Keyed</b>				
	Entry/Office	53	Deadlocking latchbolt operated by lever from either side except when outside lever is locked by push button on inside. When outside lever is locked, operating key in outside lever unlocks locking device. Locking device shall automatically release when inside lever is operated. Closing door does not release push button.	F82A
	Classroom	70	Deadlocking latchbolt operated by lever from either side except when outside lever is locked from outside by key. When outside lever is locked, latchbolt is operated by inside lever.	F84
	Storeroom	80	Outside lever locked at all times unless unlocked temporarily by key. Inside lever is always unlocked.	F86

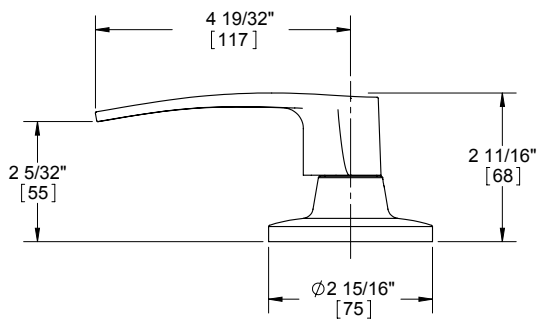


## 3600 SERIES - LEVER OPTIONS

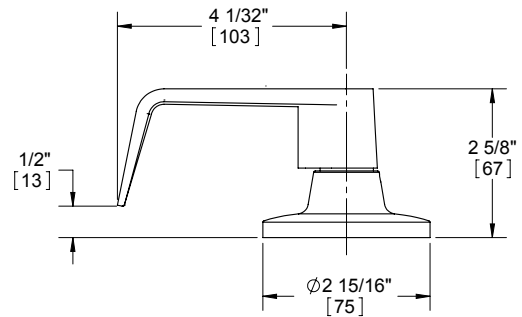
### ARCHER LEVER



### AUGUST LEVER



### WITHNELL LEVER



Notes: Optional tactile warning available on all lever styles (only outside lever will include raised surfaces unless otherwise specified).







## 3600 SERIES - GRADE 2 TUBULAR

<b>WARRANTY</b>	Five-year warranty
<b>FEATURES</b>	<ul style="list-style-type: none"> <li>• Heavy duty residential - medium duty commercial</li> <li>• No exposed mounting screws</li> <li>• Non-handed</li> <li>• Conventional cylinder or Small Format Interchangeable Core option available</li> </ul>
Certifications:	<ul style="list-style-type: none"> <li>• BHMA Certified ANSI A156.2 Series 4000 Grade 2</li> <li>• ADA Compliant ANSI A117.1 Accessibility Code</li> <li>• UL/cUL Listed for all functions up to 3 hours for "A" label single doors</li> <li>• UL10C Positive Pressure Rated</li> <li>• UL10B Neutral Pressure Rated</li> </ul>
Lever Options:	Archer, August, Withnell levers
Options:	<ul style="list-style-type: none"> <li>• Tactile warning</li> <li>• Split finish</li> </ul>
<b>SPECIFICATIONS</b>	
Standard Door Prep:	<ul style="list-style-type: none"> <li>• 2-1/8" (54 mm) diameter (bore)</li> <li>• Latch hole: 1" (25 mm) diameter (cross bore)</li> </ul>
Exposed Trim:	<ul style="list-style-type: none"> <li>• Levers: Cast zinc</li> <li>• Rose: Wrought brass</li> </ul>
Rose Diameter:	2-15/16" (75 mm)
Lock Chassis:	Heavy gauge steel, zinc dichromated
Keys:	Two operating keys supplied per lock
Cylinders/Cores:	<ul style="list-style-type: none"> <li>• Brass - keyed different - Schlage C Keyway - Standard</li> <li>• Cylinder drilled 6-pin, keyed 5-pin - Standard</li> <li>• Other keying options, including keyed 6-pin, available from factory (see cylinder, core and keying section)</li> <li>• Zero bit cylinders will be 6 pin keyed – standard</li> <li>• Small Format Interchangeable Core option available</li> <li>• SFIC uncombined or combined, brass 6- or 7-pin cores sold separately</li> </ul>
Door Thickness:	1-3/8" - 1-3/4" (35 mm - 45 mm)
Backset:	<ul style="list-style-type: none"> <li>• Adjustable 2-3/8" - 2-3/4" (60 mm - 70 mm)</li> <li>• Preset at factory for 2-3/8" (60 mm)</li> </ul>
Latchbolt:	<ul style="list-style-type: none"> <li>• 1/2" (13 mm) throw, stainless steel</li> <li>• 1" x 2-1/4" (25 mm x 57 mm) faceplate</li> <li>• Square corner faceplate standard, round corner available</li> <li>• Deadlocking latchbolt prevents manipulation when door is closed; keyed functions only</li> </ul>
Strike:	3935 ASA 1-1/4" x 4-7/8" (32 mm x 124 mm) strike - Standard
Functions:	10 Passage, 17 Dummy, 40 Privacy, 53 Entry, 70 Classroom, 80 Storeroom
<b>FINISHES</b>	US3, US4, US10, US10B, US26, US26D





## 3600 SERIES LATCHBOLTS

### Adjustable Backset Spring Latches



- 3951**  
2-3/8" (60 mm) - 2-3/4" (70 mm)  
**Adjustable Backset Spring Latch - Standard**
- Square corner
  - 1" x 2-1/4" (25 mm x 57 mm) faceplate
  - For use with Passage/Privacy functions



- 3953**  
2-3/8" (60 mm) - 2-3/4" (70 mm)  
**Adjustable Backset Spring Latch**
- Round corner
  - 1" x 2-1/4" (25 mm x 57 mm) faceplate
  - For use with Passage/Privacy functions

### 5" Backset Spring Latches



- 3939**  
5" (127 mm) Backset  
**Spring Latch**
- Square and round corner available
  - 1" x 2-1/4" (25 mm x 57 mm) faceplate
  - For use with Passage/Privacy functions

### Adjustable Backset Dead Latches



- 3952**  
2-3/8" (60 mm) - 2-3/4" (70 mm)  
**Adjustable Backset Dead Latch - Standard**
- Square corner
  - 1" x 2-1/4" (25 mm x 57 mm) faceplate
  - For use with all keyed functions



- 3954**  
2-3/8" (60 mm) - 2-3/4" (70 mm)  
**Adjustable Backset Dead Latch**
- Round corner
  - 1" x 2-1/4" (25 mm x 57 mm) faceplate
  - For use with all keyed functions

### 5" Backset Dead Latches



- 3938**  
5" (127 mm) Backset  
**Dead Latch**
- Square and round corner available
  - 1" x 2-1/4" (25 mm x 57 mm) faceplate
  - For use with all keyed functions

### Optional Drive-In Latchbolts



- 3914**  
2-3/8" (60 mm) - 2-3/4" (70 mm)  
**Adjustable Backset Spring Latch**
- For use with Passage/Privacy functions



- 3915**  
2-3/8" (60 mm) - 2-3/4" (70 mm)  
**Adjustable Backset Dead Latch**
- For use with all keyed functions

### 3600 SERIES STRIKES



- 3933**  
**T-Strike with Plastic Dust Box**
- 1-1/8" x 2-3/4" (29 mm x 70 mm)
  - Dust box included



- 3934**  
**Full Lip Strike**
- 1-5/8" x 2-1/4" (41 mm x 57 mm)



- 3935**  
**ASA Strike - Standard**
- 1-1/4" x 4-7/8" (32 mm x 124 mm)
  - 1-5/16" lip
  - Other lengths available upon request



- 3958**  
**Full Lip Strike with Round Corner**
- 1-5/8" x 2-1/4" (41 mm x 57 mm)
  - 1/4" radius




- 3959**  
**Faceplate Adapter**
- Converts 1" (25 mm) to 1-1/8" (28 mm) width
  - Supplied standard with 3600 Series



# 3700 Series

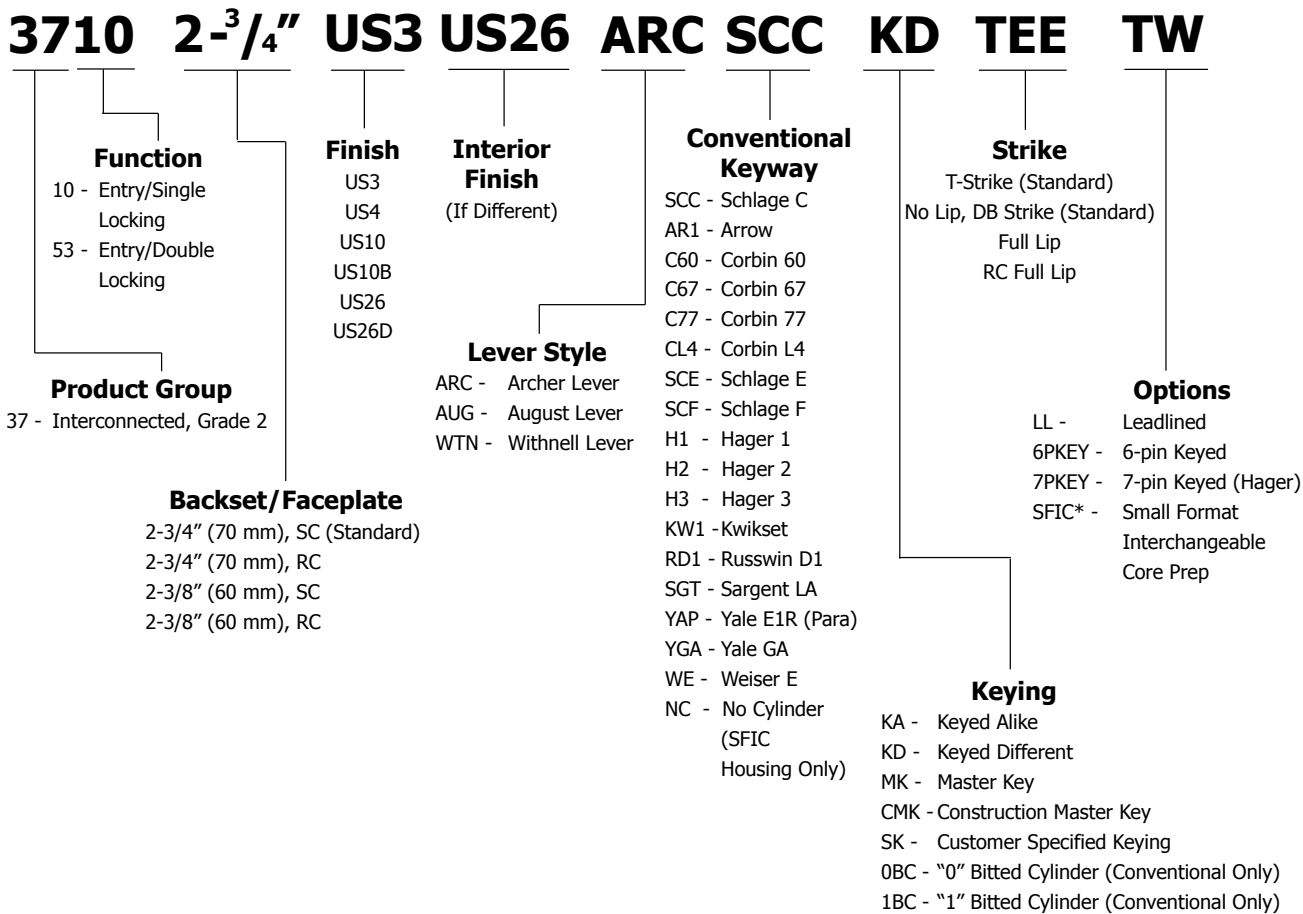


Hager 3700 Series Grade 2 interconnected lock is a perfect match for residential or commercial applications such as apartment buildings and assisted living facilities. These versatile locks provide a single action for retracting the latchbolt and deadbolt simultaneously for panic-free egress. They are supplied with an optional exterior escutcheon plate standard and are backed by a lifetime warranty.





**3700 SERIES - HOW TO ORDER**





**Notes:**

1. If masterkeyed, include completed master key form with order (available on page 88 or www.hagerco.com).
2. For additional keying information, please refer to Cylinder, Core & Keying section of catalog (page 73).

\* Small format interchangeable core sold separately. Available in Best Keyways (A Standard) or Hager Keyways (optional).

**Ordering example: 3753 2-3/4" US26D WTN NC TEE SFIC**

**3700 SERIES FUNCTION CHART**

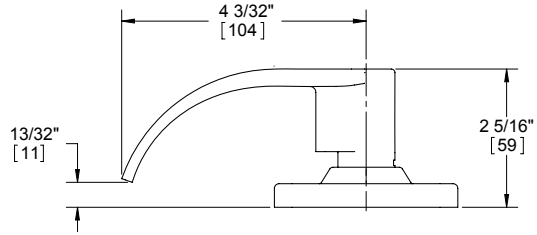
Function	Function No.	Function Description	ANSI No.	
<b>Interconnected</b>				
	Interconnected Single Locking Entry	10	Deadbolt thrown or retracted by key outside or by inside thumbturn. Bolt automatically deadlocks when fully thrown. Latchbolt retracted by lever from either side. Inside lever retracts deadbolt and latchbolt simultaneously for immediate exit.	F95
	Interconnected Double Locking Entry	53	Deadbolt thrown or retracted by key outside or by inside thumbturn. Bolt automatically deadlocks when fully thrown. Deadlatch retracted by key outside when locked by pushing turnbutton on inside lever. Outside lever may be fixed in locked position by rotating turnbutton. Inside lever retracts deadbolt and deadlatch simultaneously for immediate exit.	F97



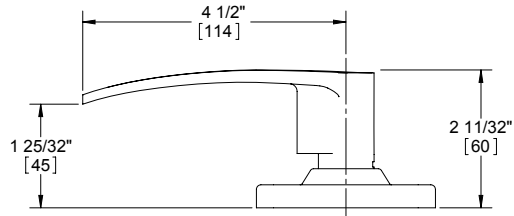


**3700 SERIES - LEVER OPTIONS**

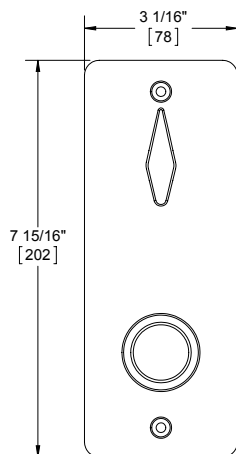
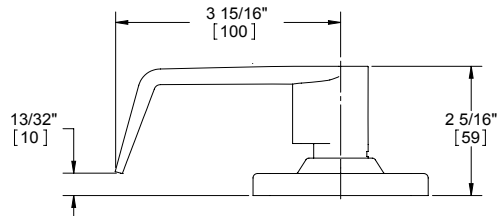
**ARCHER LEVER**



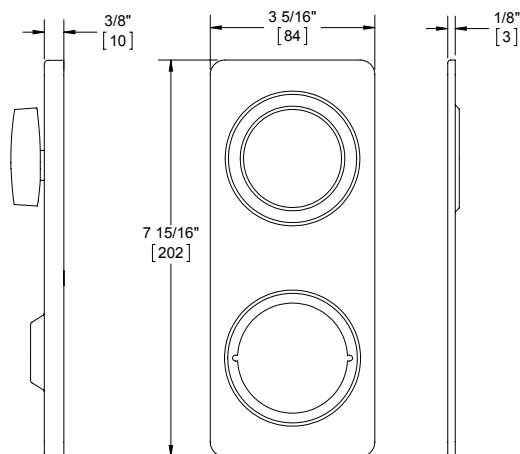
**AUGUST LEVER**



**WITHNELL LEVER**



INSIDE ESCUTCHEON



OPTIONAL OUTSIDE ESCUTCHEON



## 3700 SERIES - GRADE 2 INTERCONNECTED - MEDIUM DUTY COMMERCIAL

### WARRANTY

Lifetime warranty

### FEATURES

- Cylindrical chassis
- Non-handed
- Conventional cylinder or Small Format Interchangeable Core option available

### Certifications:


- BHMA Certified ANSI A156.12 Grade 2
- ADA Compliant ANSI A117.1 Accessibility Code
- UL/cUL Listed for all functions up to 3 hours for "A" label single doors
- UL10C Positive Pressure Rated
- UL10B Neutral Pressure Rated

### Lever Options:

Archer, August, Withnell levers

### Options:

- Split finish
- Split lever design



### SPECIFICATIONS

#### Standard Door

- 4" (102 mm) center of deadbolt to center of lock chassis
- 2-1/8" (54 mm) diameter (bore)

#### Prep:

- Latch hole: 1" (25 mm) diameter (cross bore)

#### Exposed Trim:

Wrought brass or bronze, cast zinc lever

#### Rose Diameter:

2-1/2" (63 mm)

### FINISHES

US3, US4, US10, US10B, US26, US26D

#### Lock Chassis:

- Heavy gauge steel, zinc dichromated
- Thru-bolt mounting
- "Non-clutching" exterior lever

#### Outside

#### Escutcheon:

3-5/16" x 7-15/16" x 3/8" (84 mm x 202 mm x 10 mm)

#### Inside

#### Escutcheon:

3-1/16" x 7-15/16" x 1/8" (78 mm x 202 mm x 3 mm)

#### Keys:

Two operating keys supplied per lock

#### Cylinders/Cores:

- Brass - keyed different - Schlage C Keyway - Standard
- Cylinder drilled 6-pin, keyed 5-pin - Standard
- Other keying options, including keyed 6-pin, available from the factory (see cylinder, cores and keying section)
- Zero bit cylinders will be 6 pin keyed - standard
- Small Format Interchangeable Core option available
- SFIC uncombined or combined, brass 6- or 7-pin cores sold separately

#### Door Thickness:

- 1-3/8" - 1-3/4" (35 mm - 45 mm) - Standard
- 2" (52 mm) doors - Optional

#### Backsets:

- 2-3/4" (70 mm) - Standard
- 2-3/8" (60 mm) - Optional

#### Latchbolt:

- 1/2" (13 mm) Throw - stainless steel
- 1-1/8" x 2-1/4" (29 mm x 57 mm) faceplate for 2-3/4" (70 mm) backset
- 1" x 2-1/4" (25 mm x 57 mm) faceplate for 2-3/8" (60 mm) backset
- Deadlocking latchbolt prevents manipulation when door is closed; keyed functions only
- Square corner faceplate standard, round corner available

#### Deadbolt:

- 1" (25 mm) Throw - brass with concealed steel roller to prevent sawing or cutting
- 1-1/8" x 2-1/4" (29 mm x 57 mm) faceplate for 2-3/4" (70 mm) bracket
- 1" x 2-1/4" (25 mm x 57 mm) faceplate for 2-3/8" (60 mm) faceplate

#### Strikes:

- 3933 square corner t-strike with plastic dust box, 1-1/8" x 2-3/4" (29 mm x 70 mm) - Standard
- 3930 square corner strike plate with dust box, 1-1/8" x 2-3/4" (29 mm x 70 mm) - Standard

#### Functions:

- 10 Single Locking Entry
- 53 Double Locking Entry





## 3700 SERIES - LATCHBOLTS

## 3700 SERIES STRIKES

### Spring Latches



- 3947**  
**2-3/4" (70 mm) Backset**  
**Passage Spring Latch**
- Square and round corner available
  - 1-1/8" x 2-1/4" (29 mm x 57 mm) faceplate



- 3949**  
**2-3/8" (60 mm) Backset**  
**Passage Spring Latch**
- Square and round corner available
  - 1" x 2-1/4" (25 mm x 57 mm) faceplate

### Dead Latches



- 3948**  
**2-3/4" (70 mm) Backset**  
**Dead Latch - Standard**
- Square and round corner available
  - 1-1/8" x 2-1/4" (29 mm x 57 mm) faceplate



- 3950**  
**2-3/8" (60 mm) Backset**  
**Dead Latch**
- Square and round corner available
  - 1" x 2-1/4" (25 mm x 57 mm) faceplate

### 3700 SERIES DEADBOLTS



- 3920**  
**2-3/4" (70 mm) Backset**  
**Tapered Deadbolt - Standard**
- Square and round corner available
  - 1-1/8" x 2-1/4" (29 mm x 57 mm) faceplate



- 3921**  
**2-3/8" (60 mm) Backset**  
**Tapered Deadbolt**
- Square and round corner available
  - 1" x 2-1/4" (25 mm x 57 mm) faceplate



- 3930**  
**Strike Plate**  
 1-1/8" x 2-3/4" (29 mm x 70 mm)



- 3933**  
**T-Strike with Plastic Dust Box**  
 1-1/8" x 2-3/4" (29 mm x 70 mm)



- 3934**  
**Full Lip Strike**  
 1-5/8" x 2-1/4" (41 mm x 57 mm)



- 3958**  
**Round Corner Full Lip Strike**
- 1-5/8" x 2-1/4" (41 mm x 57 mm)
  - 1/4" (6 mm) radius



- 3959**  
**Faceplate Adapter**  
 Converts 1" (25 mm) to 1-1/8" (28 mm) width





# 3800 Series



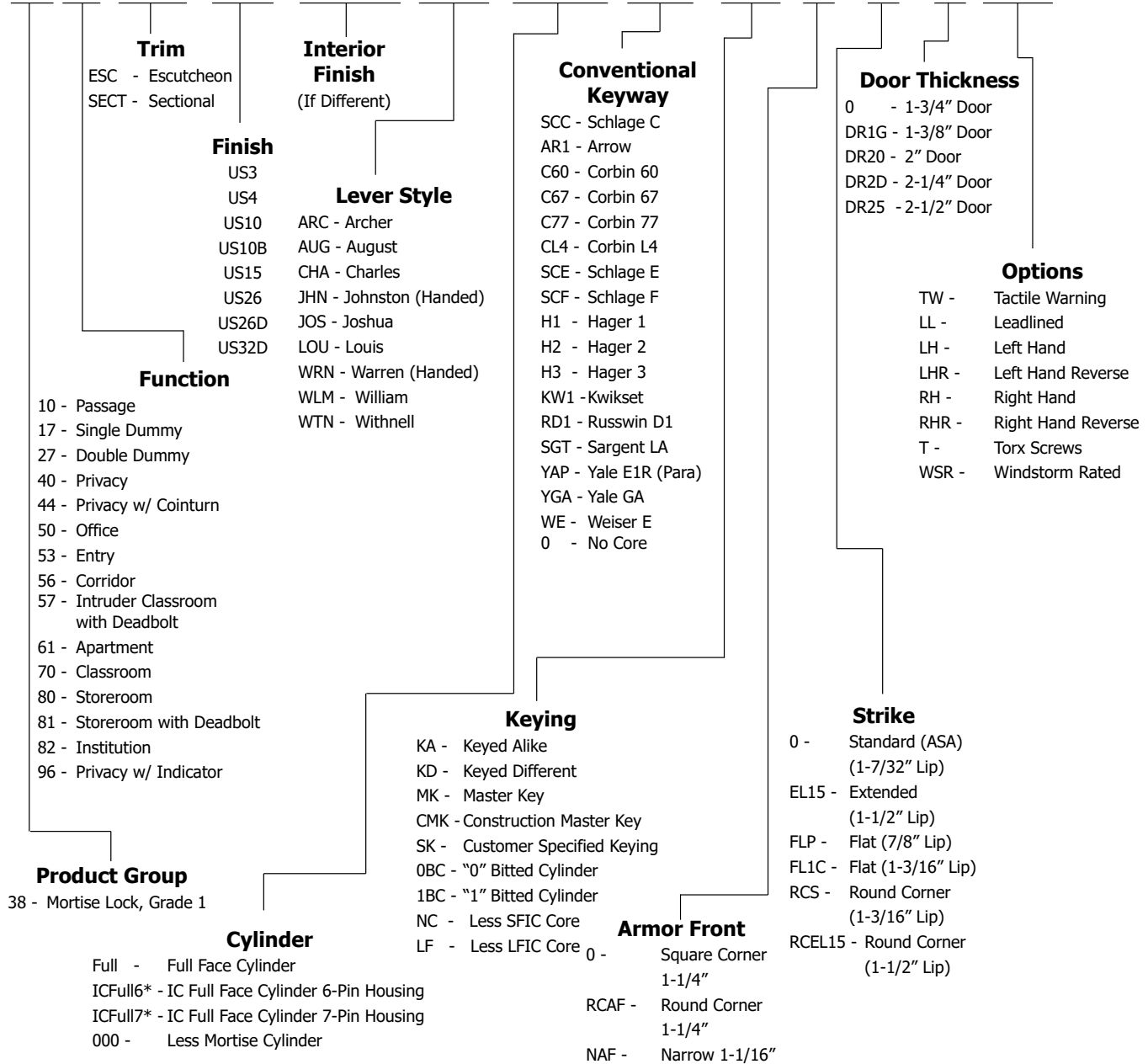
Hager 3800 Series mortise lock provides maximum security and durability for the harshest environments. With field reversible handing, ease of installation, and both escutcheon and sectional models available, our 3800 Series lock provides great flexibility. What's more, it is ANSI certified Grade 1 Operational and Security and is backed by a lifetime warranty.





# 3800 SERIES - ESCUTCHEON & SECTIONAL MORTISE LOCKS - HOW TO ORDER

## 3853 ESC US3 US26 ARC Full6 SCC KD 0 0 0 TW



**Notes:**

- Finishes other than US10B, US15, US26D and US32D will be subject to extended lead times.
- If masterkeyed, include completed master key form with order (available on page 88 or www.hageco.com).
- For additional keying information, refer to cylinder, core, and keying section of catalog (page 73).
- Quick Connect option available on 3800 Series Electrified Sectional and Escutcheon models (EL, EU, RX, DPM, and LM).

**Ordering example: 3880 SECT US26D WTN EU24QC**

\* Small format interchangeable core sold separately. Available in Best Keyways (A Standard), Hager Keyways (optional).

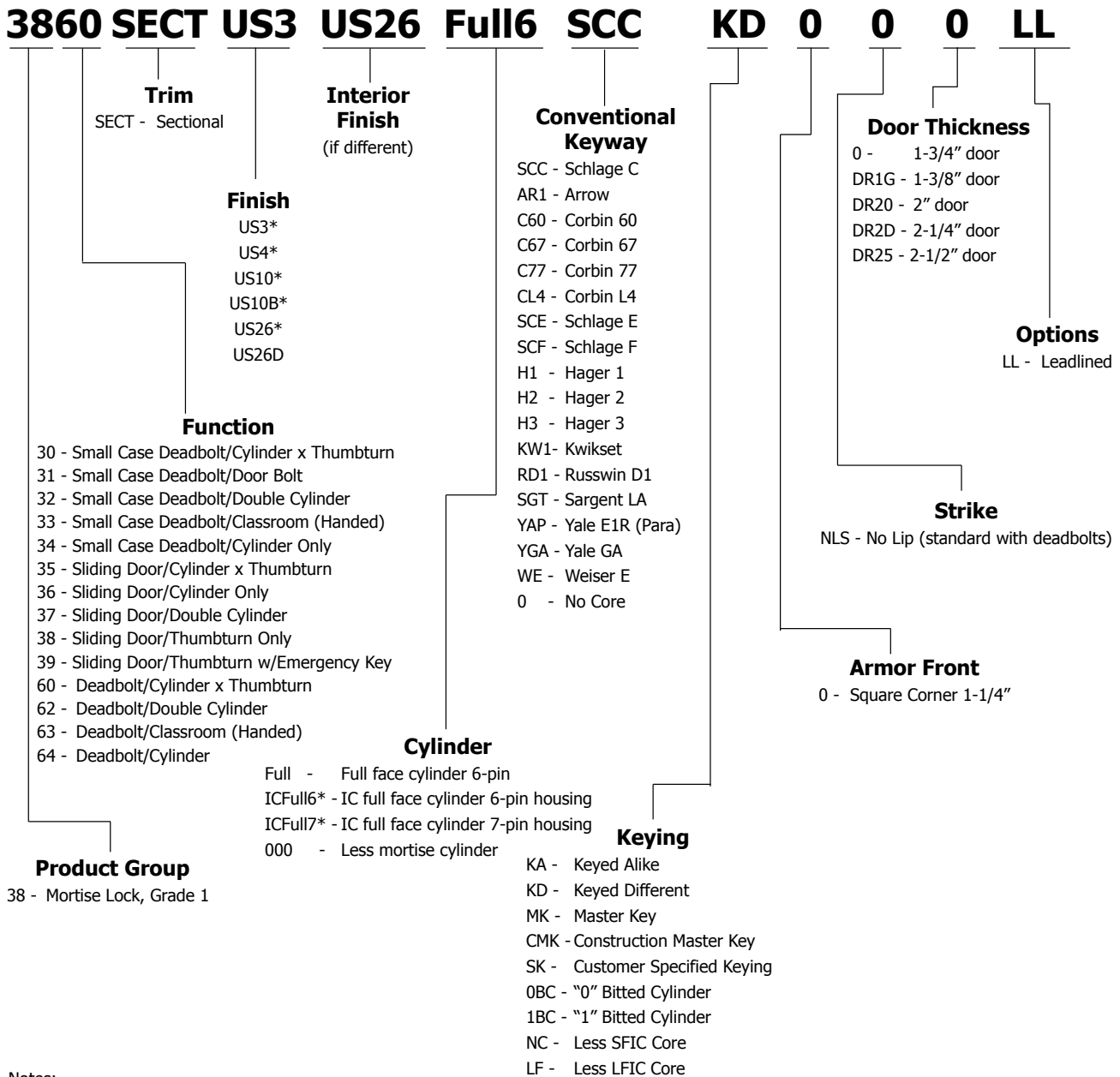
\* Large format interchangeable core sold separately. Available in Schlage C Keyway only.

**Ordering example:** • 3850 ESC 26D WTN ICFULL6 NC  
• 3850 ESC 26D WTN ICFULL6 LF





## 3800 SERIES - MORTISE DEADLOCKS - HOW TO ORDER



**Notes:**

- Finishes other than US26D may require extended lead times.
- If masterkeyed, include completed master key form with order (available on page 88 or [www.hagerco.com](http://www.hagerco.com)).
- For additional keying information, refer to cylinder, core, and keying section of catalog (page 73).

\* Small format interchangeable core sold separately. Available in Best Keyways (A standard), or Hager Keyways (optional).

\* Large format interchangeable core sold separately. Available in Schlage C Keyway only.

**Ordering example:** • 3860 SECT 26D ICFULL6 NC  
• 3860 SECT 26D ICFULL6 LF






## 3800 SERIES - ESCUTCHEON AND SECTIONAL LOCK FUNCTION CHART

Function	Function No.	Function Description	ANSI No.	
Keyed Without Deadbolt				
	Office	50	Latchbolt retracted by lever from either side unless outside is made inoperative by key outside or by turning inside thumbturn. When outside is locked, latchbolt is retracted by lever inside. Outside lever remains locked until thumbturn is returned to vertical or unlocked by key. Auxiliary latch deadlocks latchbolt when door is closed.	F04
	Apartment Entrance	61	Latchbolt retracted by lever from either side unless outside is locked by key from inside. When locked, latchbolt retracted by key outside or lever inside. Auxiliary latch deadlocks when door is closed.	F09
	Classroom	70	Latchbolt retracted by lever from either side unless outside is locked by key. Unlocked from outside by key. Inside lever always free for immediate exit. Auxiliary latch deadlocks latchbolt when door is closed.	F05
	Storeroom	80	Latchbolt retracted by key outside or by lever inside. Outside lever always inoperative. Inside lever always free for immediate exit. Auxiliary latch deadlocks latchbolt when door is closed.	F07
	Institution	82	Latchbolt retracted by key from either side. Lever on both sides always inoperative. Auxiliary latch deadlocks latchbolt when door is closed.	F30
Keyed With Deadbolt				
	Entry	53	Latchbolt retracted by lever from either side unless outside is locked by 20° rotation of thumbturn. Deadbolt thrown or retracted by 90° rotation of thumbturn. When locked, key outside or lever inside retracts deadbolt and latchbolt simultaneously. Outside lever remains locked until thumbturn is restored to vertical position. Throwing deadbolt automatically locks outside lever. Auxiliary latch deadlocks latchbolt when door is closed.	F20
	Corridor	56	Latchbolt retracted by lever from either side. Deadbolt thrown or retracted by key outside or thumbturn side. Throwing deadbolt locks outside lever. Turning inside lever simultaneously retracts deadbolt and latchbolt and unlocks the outside lever.	F13
	Intruder Classroom w/ Deadbolt	57	Latchbolt retracted by lever from either side. Deadbolt thrown or retracted by key from either side. Throwing deadbolt locks outside lever. Turning inside lever simultaneously retracts deadbolt and latchbolt and unlocks outside lever.	F33
	Storeroom w/ Deadbolt	81	Latchbolt retracted by key outside or by lever inside. Outside lever always fixed. Deadbolt thrown or retracted by key outside or thumbturn inside. Turning inside lever simultaneously retracts deadbolt and latchbolt. Auxiliary latch deadlocks latchbolt when door is closed.	-
Non-Keyed Without Deadbolt				
	Passage	10	Latchbolt retracted by lever from either side at all times.	F01
	Privacy	40	Latchbolt retracted by lever from either side unless outside is locked by inside thumbturn. Turning inside lever or closing door unlocks outside lever. To unlock from outside, remove emergency button, insert emergency turn (furnished) in access hole and rotate.	F22
	Privacy with Cointurn	44	Latchbolt retracted by lever from either side unless outside is locked by inside thumbturn or outside cointurn. Operating inside lever, closing door, rotating inside thumbturn, or rotating outside cointurn unlocks outside lever.	-















## 3800 SERIES - ESCUTCHEON AND SECTIONAL LOCK FUNCTION CHART





Function	Function No.	Function Description	ANSI No.	
<b>Non-Keyed Without Deadbolt</b>				
	Privacy with Indicator	96	Latchbolt retracted by lever from either side. Turning inside thumbturn locks outside lever and displays "Occupied." Operating inside lever, closing door, rotating inside thumbturn. To unlock from outside, remove emergency button, insert emergency turn (furnished) in access hole and rotate.	-
<b>Non-Keyed Dummy</b>				
	Single Dummy	17	Pull one side. No mechanical operation.	-
	Double Dummy	27	Pull both sides. No mechanical operation (back to back).	-

### 3800 SERIES DEADLOCK FUNCTION CHART

Function	Function No.	Function Description	ANSI No.	
	Cylinder x Thumbturn (Small Case)	30	Deadbolt operated by key from outside and by thumbturn from inside.	E06071
	Door Bolt (Small Case)	31	Deadbolt operated by thumbturn from one side only. No trim on other side.	E06181
	Double Cylinder (Small Case)	32	Deadbolt operated by key from either side.	E06061
	Classroom (Small Case)	33	Deadbolt operated by key from outside. Cylinder turn from inside retracts but does not project deadbolt.	E06091
	Cylinder Only (Small Case)	34	Deadbolt operated by key from one side only.	E06081
	Cylinder x Thumbturn (Sliding Door)	35	Deadbolt operated by key from outside and by thumbturn from inside.	-
	Cylinder Only (Sliding Door)	36	Deadbolt operated by key from one side only.	-
	Double Cylinder (Sliding Door)	37	Deadbolt operated by key from either side.	-
	Thumbturn Only (Sliding Door)	38	Deadbolt operated by thumbturn from one side only.	-
	Thumbturn w/ Emergency Key (Sliding Door)	39	Deadbolt operated by thumbturn from inside. To unlock from outside, remove emergency button, insert emergency key (furnished) in access hole and rotate.	-



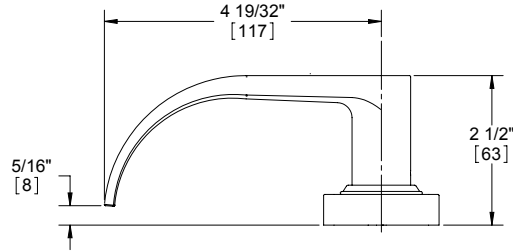
## 3800 SERIES - ESCUTCHEON AND SECTIONAL LOCK FUNCTION CHART

Function	Function No.	Function Description	ANSI No.
 Cylinder x Thumbturn (Full Case)	60	Deadbolt thrown or retracted by key outside or thumbturn inside.	F17
 Double Cylinder (Full Case)	62	Deadbolt operated by key from either side.	F16
 Classroom (Full Case)	63	Deadbolt thrown or retracted by key from outside. Inside thumbturn cylinder retracts deadbolt but cannot project it.	F29
 Cylinder (Full Case)	64	Deadbolt thrown or retracted by key from one side. No trim on opposite side.	F18

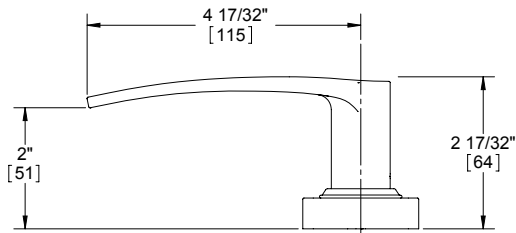


## 3800 SERIES - ESCUTCHEON - STANDARD LEVER OPTIONS

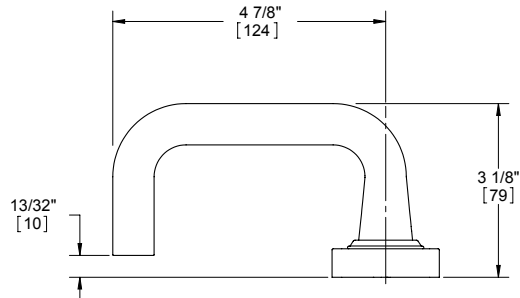
### ARCHER LEVER



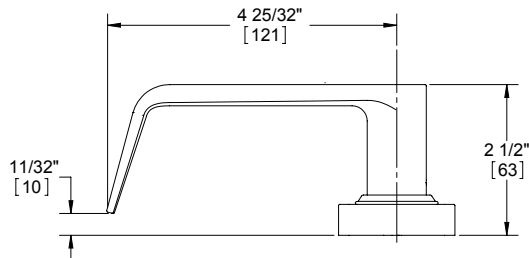
### AUGUST LEVER



### WILLIAM LEVER



### WITHNELL LEVER

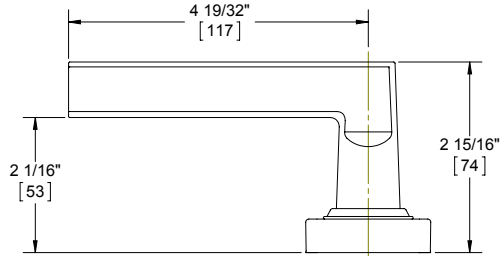


Optional tactile warning available on all lever styles (only outside lever will include raised surfaces unless otherwise specified).

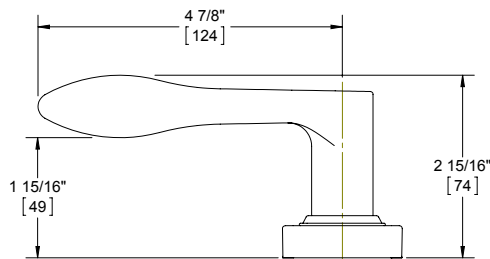


**3800 SERIES - ESCUTCHEON - DECORATIVE LEVER OPTIONS**

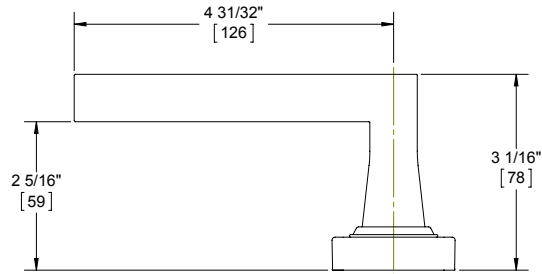
**CHARLES LEVER**



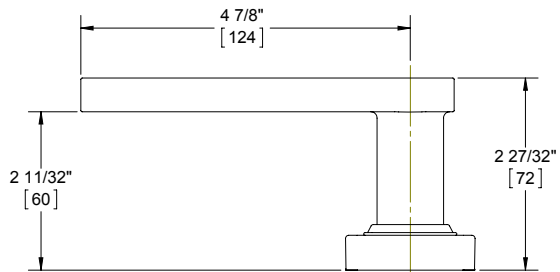
**JOHNSTON LEVER**



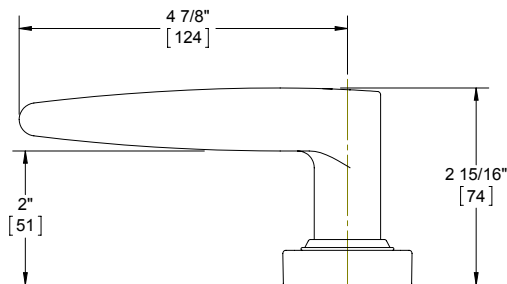
**JOSHUA LEVER**



**LOUIS LEVER**



**WARREN LEVER**

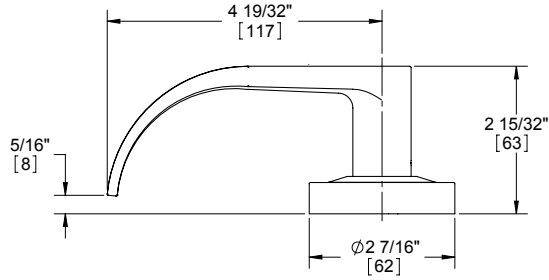




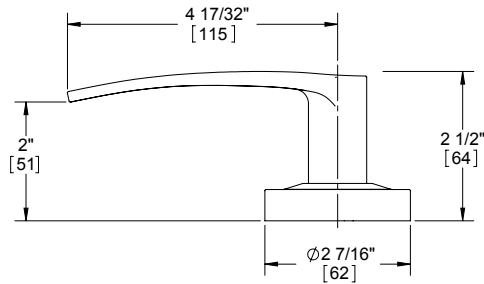


**3800 SERIES - SECTIONAL - STANDARD LEVER OPTIONS**

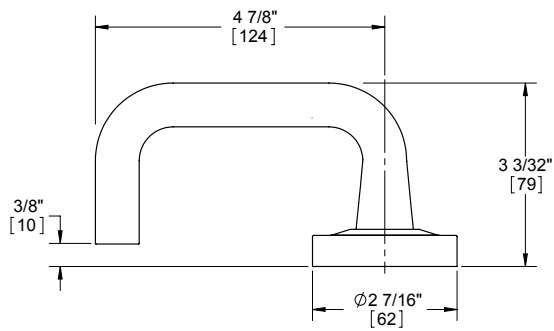
**ARCHER LEVER**



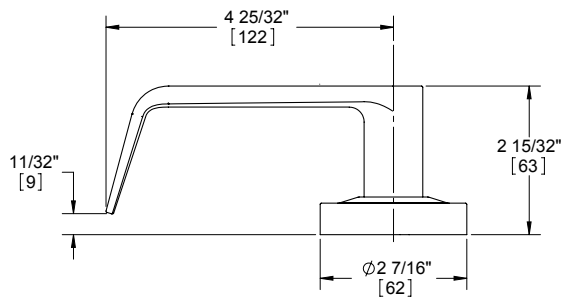
**AUGUST LEVER**



**WILLIAM LEVER**



**WITHNELL LEVER**




Optional tactile warning available on all lever styles (only outside lever will include raised surfaces unless otherwise specified).



**3800 SERIES - SECTIONAL - DECORATIVE LEVER OPTIONS**


**CHARLES LEVER**




**JOHNSTON LEVER**



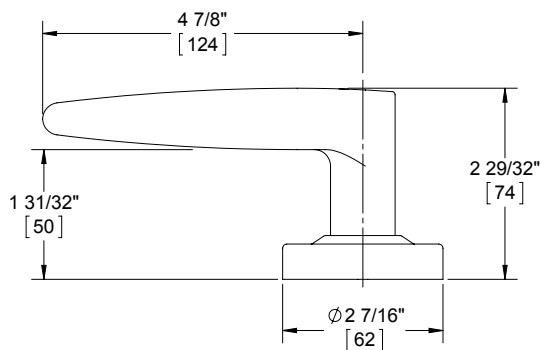
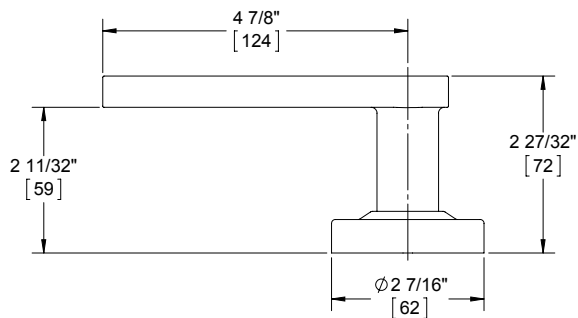
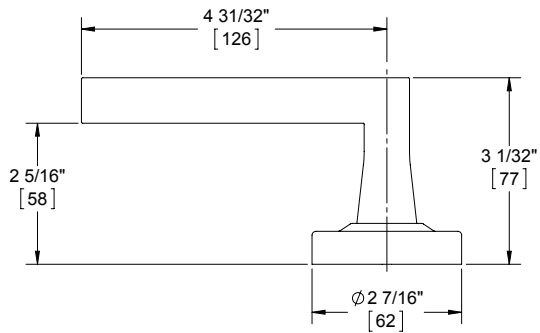
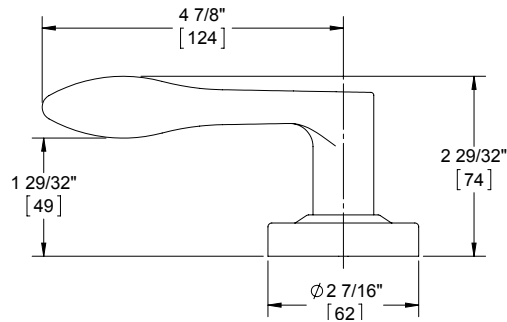
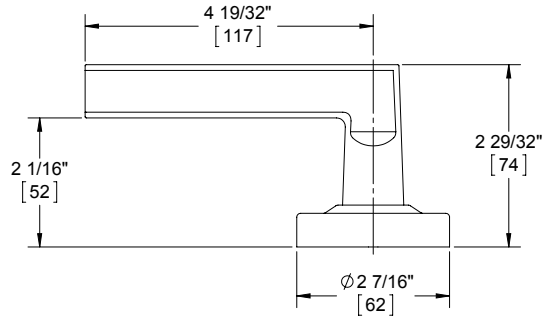

**JOSHUA LEVER**



**LOUIS LEVER**



**WARREN LEVER**





## 3800 SERIES - GRADE 1 MORTISE (ESCUTCHEON) - HEAVY DUTY

### WARRANTY

Lifetime warranty

### FEATURES

- Heavy duty commercial, industrial, institutional
- Concealed thru-bolts
- Lock body handing is field reversible (default from the factory is Left Hand Reverse)
- Conventional mortise cylinder, Small Format Interchangeable Core, or Large Format Interchangeable Core option available
- BHMA Certified Grade 1 Security with standard mortise cylinder

### Certifications:

- BHMA Certified ANSI A156.13 Grade 1 Series 1000 Operational and Security
- ADA Compliant ANSI A117.1 Accessibility Code
- UL/cUL Listed for all functions up to 3 hours for "A" label doors
- UL10C Positive Pressure Rated
- A250.13 Severe Windstorm Resistant (only available in **53 and 81** Functions)



### Lever Options:

Archer, August, Charles, Johnston (handed), Joshua, Louis, Warren (handed), William, Withnell levers

### Options:

- Tactile warning
- Lead lining
- Split finish
- Factory handing available if specified

### SPECIFICATIONS

#### Standard Door

- 3-5/8" (92 mm) center of cylinder to spindle
- 2-7/16" (62 mm) center of thumbturn to spindle

#### Exposed Trim:

Cast zinc - Standard

#### Lock Case:

4-5/16" x 6" x 1" (110 mm x 152 mm x 25 mm)

#### Armor Front:

1-1/4" x 8" x 7/32" (32mm x 203mm x 5mm) - Square corner standard, round corner optional

#### Escutcheon:

1-15/16" x 8" (50 mm x 203 mm)

#### Keys:

Two operating keys supplied per lock

#### Cylinders/Cores:

- Brass - keyed different - Schlage C Keyway
- Cylinder drilled 6-pin, keyed 5-pin - Standard
- Other keying options, including keyed 6-pin, available from factory
- Zero bit cylinders will be 6 pin keyed - standard
- Large Format Interchangeable Core cylinder option available
- LFIC core available zero bitted or combined, brass 6- pin cores sold separately
- Small Format Interchangeable Core cylinder option available
- SFIC uncombined or combined, brass 6- or 7-pin cores sold separately
- Schlage "L" cam - Standard
- For function 61, ext cylinders, use standard cam

#### Door Thickness:

- 1-3/4" - 2-1/2" (45 mm - 64 mm)
- Privacy functions have a max door thickness of 2" (51 mm)
- Must specify door thickness if greater than 1-3/4" (45 mm)

#### Backset:

2-3/4" (70 mm) only

#### Latchbolt:

3/4" (19 mm) throw with anti-friction tongue, all stainless steel

#### Deadbolt:

1" (25 mm) throw - stainless steel

#### Strike:

3985 1-1/4" x 4-7/8" (32 mm x 124 mm), 1-7/32" (31 mm) lip - Standard

#### Fasteners:

Thru-bolted trim concealed under escutcheon

#### Functions:

10 Passage, 17 Dummy, 27 Double Dummy, 40 Privacy, 44 Privacy with Cointurn, 50 Office, 53 Entry, 56 Corridor, 57 Intruder Classroom with Deadbolt, 61 Apartment, 70 Classroom, 80 Storeroom, 81 Storeroom with Deadbolt, 82 Institution, 96 Privacy with Indicator

#### Notes:

- Self-adjusting case for beveled doors or square edge doors
- Stopworks are incorporated in thumbturn
- Non-handed, stainless steel, deadlocking latchbolt

### FINISHES

- US3, US4, US10, US10B, US15, US26, US26D, US32D
- US3, US4, US10 and US26 may be subject to extended lead times





## 3800 SERIES - GRADE 1 MORTISE (SECTIONAL) - HEAVY DUTY

### WARRANTY

Lifetime warranty

### FEATURES

- Heavy duty commercial, industrial, institutional
- Concealed thru-bolts
- Lock body handing is field reversible (default from the factory is Left Handed Reverse)
- Conventional mortise cylinder, Small Format Interchangeable Core, or Large Format Interchangeable Core option available
- BHMA Certified Grade 1 Security with standard mortise cylinder

### Certifications:

- BHMA Certified ANSI A156.13 Series 1000 Grade 1 Operational and Security
- ADA Compliant ANSI A117.1 Accessibility Code
- A250.13 Severe Windstorm Resistant (only available in **53 and 81** Functions)
- UL/cJUL Listed for all functions up to 3 hours for "A" label doors
- UL10C Positive Pressure Rated

### Lever Options:

Archer, August, Charles, Johnston (handed), Joshua, Louis, Warren (handed), William, Withnell levers

### Options:

- Tactile warning
- Lead lining
- Split finish
- Factory handing available if specified



### SPECIFICATIONS

#### Standard Door

- 3-5/8" (92 mm) center of cylinder to spindle
- 2-7/16" (62 mm) center of thumbturn to spindle

#### Exposed Trim:

Cast zinc - Standard

#### Lock Case:

4-5/16" x 6" x 1" (110 mm x 152 mm x 25 mm)

#### Armor Front:

1-1/4" x 8" x 7/32" (32mm x 203mm x 5mm) - Square corner standard, round corner optional

#### Rose Diameter:

2-7/16" (62 mm)

#### Keys:

Two operating keys supplied per lock

#### Cylinders/Cores:

- Brass - keyed different - Schlage C Keyway
- Cylinder drilled 6-pin, keyed 5-pin - Standard
- Other keying options, including keyed 6-pin, available from factory
- Large Format Interchangeable Core cylinder option available
- LFIC core available zero bitted or combined, brass 6-pin cores sold separately
- Small Format Interchangeable Core cylinder option available
- SFIC uncombined or combined, brass 6- or 7-pin cores sold separately
- Schlage "L" Cam - Standard
- For Function 61, Ext Cylinders, use Standard Cam

#### Door Thickness:

- 1-3/4" - 2-1/2" (45 mm - 64 mm)
- Privacy functions have a max door thickness of 2" (51 mm)
- Must specify door thickness if greater than 1-3/4" (45 mm)

#### Backset:

2-3/4" (70 mm) only

#### Latchbolt:

3/4" (19 mm) throw with anti-friction tongue, all stainless steel

#### Deadbolt:

1" (25 mm) throw - stainless steel

#### Strike:

3985 1-1/4" x 4-7/8" (32 mm x 124 mm), 1-7/32" (31 mm) lip - standard

#### Fasteners:

Thru-bolted trim concealed under rose

#### Functions:

10 Passage, 17 Dummy, 27 Double Dummy, 40 Privacy, 44 Privacy with Cointurn, 50 Office, 53 Entry, 56 Corridor, 57 Intruder Classroom with Deadbolt, 61 Apartment, 70 Classroom, 80 Storeroom, 81 Storeroom with Deadbolt, 82 Institution, 96 Privacy with Indicator

#### Notes:

- Self-adjusting case for beveled doors or square edge doors
- Stopworks are incorporated in thumbturn
- Non-handed, stainless steel, deadlocking latchbolt

### FINISHES

- US3, US4, US10, US10B, US15, US26, US26D, US32D
- US3, US4, US10 and US26 may be subject to extended lead time





## 3800 SERIES - ELECTRIFIED - GRADE 1 MORTISE - HEAVY DUTY

### WARRANTY

- Lifetime warranty on mechanical locking components
- One-year warranty on electric components

### FEATURES

- Deadlocking latch
- Key override allows latchbolt to be momentarily retracted with the key even though electrically locked. Note that locks that are electrically unlocked may not be locked via the key cylinder.
- Inside lever always allows egress
- Interface with life-safety systems
- Motorized locking and unlocking allows for low power consumption (new for 2018)



### Function:

- 80 - Storeroom
- 82 - Institutional

### Applications:

- Provides remote locking and unlocking ideal for door control where added security is necessary
- Stairtower doors
- Office doors
- Classrooms
- Elevator lobby doors
- Computer rooms
- Hospital equipment rooms
- Pharmaceutical storage rooms

### Voltage:

- 3880ELEU - 12-24V AC/DC (250mA MAX in rush and 10mA MAX holding)
- 3880RX - 125 VAC (3A) - 30VDC (2A)
- 3880LM - 125VAC (3A) - 30VDC (2A)
- 3880DPM - 28VDC (.3A)

### Quick Connect:

Available option on EL, EU, RX, DPM, and LM. Compatible with Hager Quick Connect Harness Cable which can plug into Hager Hinges with Quick Connects for quick and accurate wiring of the door.

### FINISHES

- US3, US4, US10, US10B, US15, US26, US26D, US32D
- US3, US4, US10 and US26 may be subject to extended lead time

Function	Function No.	Function Description
Storeroom - Fail Safe/Fail Secure 12V/24V	3880ELEU	Outside lever continuously locked (EL) or unlocked (EU) by 12 or 24V. Latchbolt retracted by key outside or lever inside. Auxiliary latch deadlocks latchbolt when door is closed. Inside always free for immediate egress.
Institution - Fail Safe/Fail Secure 12V/24V	3882ELEU	Both levers continuously locked (EL) or unlocked (EU) by 12 or 24V. Latchbolt retracted by key inside or outside. Auxiliary latch deadlocks latchbolt when door is closed.
Request to Exit	RX	Monitors inside lever rotation. Incorporates into fire alarm systems or in conjunction with an electromagnet. Available on 3880 or in conjunction with 3880ELEU.
Latchbolt Monitor	LM	Single switch (SPDT) mounted inside lockset monitors the full extension of the latchbolt. Available on 3880, 3882, or in conjunction with 3880ELEU or 3882ELEU.
Door Position Monitor	DPM	Single switch (SPDT Reed Magnetic Switch) mounted inside the lock monitors whether the door is fully closed. Available on 3880, 3882, or in conjunction with 3880ELEU or 3882ELEU.

Note: Quick connect option is available. Locks will have molex connector attached to allow rapid installation of locks when used with Hager harness cable. See price book for details.

## 3800 SERIES - POWER SUPPLIES

See power supply area within the Electrified Products section for more details on our full selection of power supplies. Hager 2903, 2908 and 2909 power supplies are designed to power locking devices. Their features include:

- UL Listed
- Filtered/regulated 24VDC
- Overload protection
- Over voltage protection
- Short circuit protection
- Surge suppression on Fail Safe and Fail Secure outputs
- Fire alarm input standard

### 2903 Power Supply Includes:

- 24VDC, 2Amp
- Automatically accepts 120 or 240VAC input
- Auxiliary 24VDC output for stand alone devices
- Switch 24VDC outputs for fail safe or fail secure locking hardware
- Surge suppression on Fail Safe and Fail Secure outputs

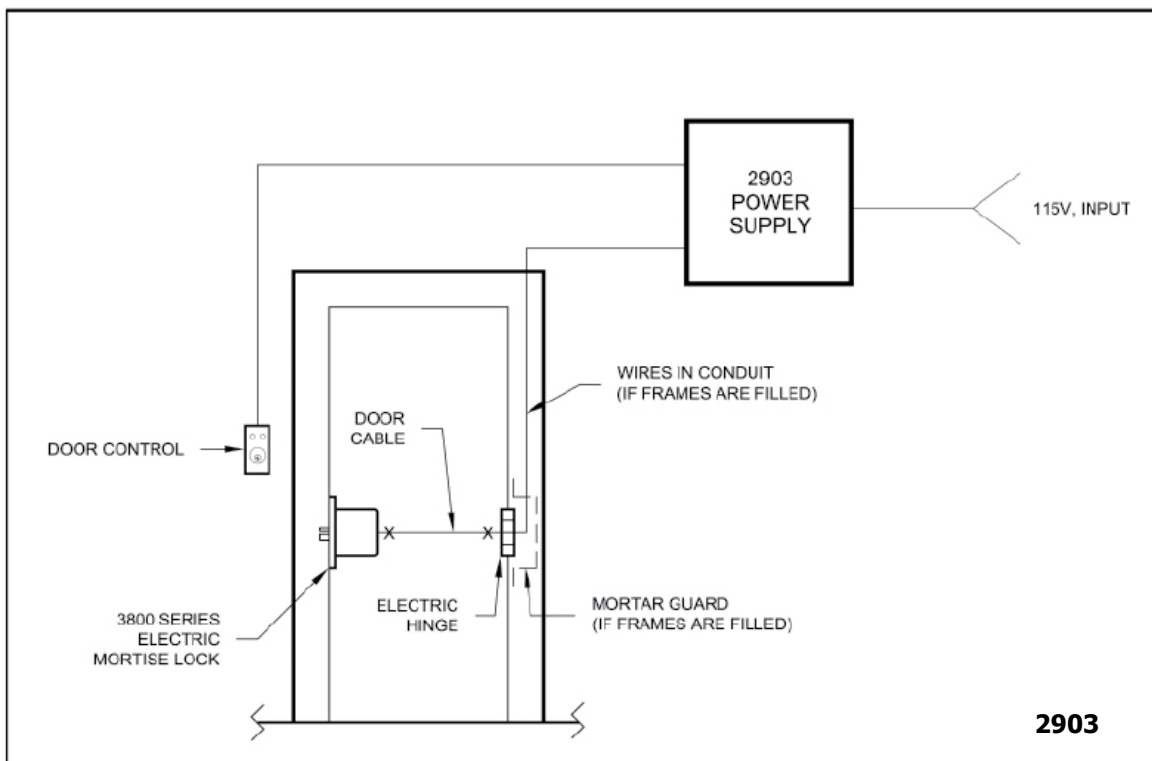
### 2908 Power Supply Includes:

- Field selectable 12VDC or 24VDC, 1Amp
- 115VAC standard (230VAC optional)
- Separate PTC protected charging for battery backup
- LED status indicator
- Modular design allows optional components to fit any application (see Electrified Catalog for a full list of components)

### 2909 Power Supply Includes:

- Field selectable 12VDC or 24VDC, 2Amp
- 115VAC standard (230VAC optional)
- Separate PTC protected charging for battery backup
- LED status indicator
- Modular design allows optional components to fit any application (see Electrified Catalog for a full list of components)

## Hager Locking System





## 3800 SERIES - STRIKES

## 3800 SERIES - MORTISE CYLINDERS



### 3985

#### Standard Lip Strike

- Square corner
- 1-1/4" x 4-7/8" x 1-7/32" lip  
(32 mm x 124 mm x 31 mm)



### 3986

#### Extended Lip Strike

- Square corner
- 1-1/4" x 4-7/8" x 1-1/2" lip  
(32 mm x 124 mm x 30 mm)



### 3987

#### Standard Lip Strike

- Round corner
- 1-1/4" x 4-7/8" x 1-7/32" lip  
(32 mm x 124 mm x 31 mm)



### 3988

#### Extended Lip Strike

- Round corner
- 1-1/4" x 4-7/8" x 1-1/2" lip  
(32 mm x 124 mm x 38 mm)



### 3989

#### Flat Lip Strike

- Square corner
- 1-1/4" x 4-7/8" x 7/8" lip  
(32 mm x 124 mm x 22 mm)



### 3990

#### Extended Flat Lip Strike

- Square corner
- 1-1/4" x 4-7/8" x 1-7/32" lip  
(32 mm x 124 mm x 31 mm)



### 3902

#### Mortise Cylinder

- If cylinder is ordered separately from the mortise lock, please specify Schlage "L" Cam; **For 61 Function, specify Standard Cam and "L" Cam**
- Available in Conventional, Small Format Interchangeable Core, and Large Format Interchangeable Core (6-pin only)
- SFIC core sold separately
- LFIC core sold separately
- Conventional cylinder available in 1-1/8" (29 mm) and 1-1/4" (32 mm)
- SFIC cylinder available in 1-1/4" (32 mm) and 1-3/8" (35 mm) length
- LFIC cylinder available in 1-1/2" (38 mm) length
- For more cylinder information, please refer to Cylinder, Core, and Keying section.



## 3800 SERIES - GRADE 1 MORTISE DEADLOCK - HEAVY DUTY

### WARRANTY

Lifetime warranty

### FEATURES

- Heavy duty commercial, industrial, institutional
- Non-handed (except for 63 Classroom Function)
- Conventional mortise cylinder, Small Format Interchangeable Core or Large Format Interchangeable option available
- BHMA Certified Grade 1 Security with standard mortise cylinder

### Certifications:

- BHMA Certified ANSI A156.13 Grade 1 Series 1000
- ADA Compliant ANSI A117.1 Accessibility Code

### Options:

Lead lining



### SPECIFICATIONS

#### Lock Case:

4-5/16" x 6" x 1" (110 mm x 152 mm x 25 mm)

#### Armor Front:

- 1-1/4" x 8" x 7/32" (32mm x 203mm x 5mm) - Standard

#### Keys:

Two operating keys supplied per lock

#### Cylinders/Cores:

- Brass - keyed different - Schlage C Keyway
- Cylinder drilled 6-pin, keyed 5-pin - standard
- Other keying options, including keyed 6-pin, available from factory
- Large Format Interchangeable Core cylinder option available
- LFIC core available zero bitted or combined, brass 6-pin cores sold separately
- Small Format Interchangeable Core cylinder option available
- SFIC uncombined or combined, brass 6- or 7-pin cores sold separately
- Schlage "L" Cam - standard

#### Door Thickness:

- 1-3/4" - 2-1/2" (45 mm - 64 mm)
- Must specify door thickness if greater than 1-3/4" (45 mm)

#### Backset:

2-3/4" (70 mm) only

#### Deadbolt:

1" (25 mm) throw - stainless steel

#### Strike:

3991 1-1/4" x 4-7/8" (32 mm x 124 mm) no lip - Standard

#### Functions:

60 Cylinder x Thumbturn, 62 Double Cylinder, 63 Classroom, 64 Cylinder

#### Notes:

Self-adjusting case for beveled doors or square edge doors

### FINISHES

- US3, US4, US10, US10B, US26, US26D
- US3, US4, US10, US10B, and US26 may be subject to extended lead time

### 3800 SERIES DEADLOCK STRIKES



#### 3991

##### No Lip Strike

- Square corner
- 1-1/4" x 4-7/8" (32 mm x 124 mm)
- For use with 60, 62, 63 and 64 Functions only

### 3800 SERIES MORTISE CYLINDERS



#### 3902

##### Mortise Cylinder

- If cylinder is ordered separately from the mortise lock, please specify Schlage "L" Cam
- Available in Conventional, Small Format Interchangeable Core, and Large Format Interchangeable Core (6-pin only)
- SFIC core sold separately
- LFIC core sold separately
- Conventional cylinder available in 1-1/8" (29 mm) and 1-1/4" (32 mm) length.
- SFIC cylinder available in 1-1/4" (32 mm) and 1-3/8" (35 mm) length
- LFIC cylinder available in 1-1/2" (38 mm) length
- For more cylinder information, please refer to Cylinder, Core, and Keying section.







## 3800 SERIES - GRADE 1 SMALL CASE MORTISE DEADLOCK - HEAVY DUTY

**WARRANTY** | Lifetime warranty

**FEATURES**

- Heavy duty commercial, industrial, institutional
- Non-handed (except for 33 Classroom Function)
- Conventional mortise cylinder, Small Format Interchangeable Core or Large Format Interchangeable Core option available
- BHMA Certified Grade 1 Security with standard mortise cylinder

Certifications:

- BHMA Certified ANSI A156.13 Grade 1 Series 1000
- ADA Compliant ANSI A117.1 Accessibility Code

Options: Lead lining



### SPECIFICATIONS

Lock Case: 4-5/16" x 3-9/16" x 1" (110 mm x 90 mm x 25 mm)

Armor Front: 1-1/4" x 5-5/8" x 7/32" (32 mm x 143 mm x 5 mm) - Standard

Keys: Two operating keys supplied per lock

Cylinders/Cores:

- Brass - keyed different - Schlage C Keyway
- Cylinder drilled 6-pin, keyed 5-pin - standard
- Other keying options, including keyed 6-pin, available from factory
- Large Format Interchangeable Core cylinder option available
- LFIC core available zero bitted or combined, brass 6-pin cores sold separately
- Small Format Interchangeable Core cylinder option available
- SFIC uncombined or combined, brass 6- or 7-pin cores sold separately
- Schlage "L" Cam - standard

Door Thickness: 1-3/4" - 2-1/2" (45 mm - 64 mm)

- Must specify door thickness if greater than 1-3/4" (45 mm)

Backset: 2-3/4" (70 mm) only

Deadbolt: 1" (25 mm) throw - stainless steel

Strike: 3999 1-1/8" x 3-1/2" (29 mm x 89 mm) no lip - Standard

Functions: 30 Cylinder x Thumbturn, 31 Door Bolt, 32 Double Cylinder, 33 Classroom, 34 Cylinder

Notes: Self-adjusting case for beveled doors or square edge doors

### FINISHES

- US3, US4, US10, US10B, US26, US26D
- US3, US4, US10, US10B, and US26 may be subject to extended lead time

### 3800 SERIES DEADLOCK STRIKES



#### 3999

##### No Lip Strike

- Square corner
- 1-1/8" x 3-1/2" (29 mm x 89 mm)
- For use with 30, 31, 32, 33 and 34 Functions only

### 3800 SERIES MORTISE CYLINDERS



#### 3902

##### Mortise Cylinder

- If cylinder is ordered separately from the mortise lock, please specify Schlage "L" Cam
- Available in Conventional, Small Format Interchangeable Core, and Large Format Interchangeable Core (6-pin only)
- SFIC core sold separately
- LFIC core sold separately
- Conventional cylinder available in 1-1/8" (29 mm) and 1-1/4" (32 mm) length.
- SFIC cylinder available in 1-1/4" (32 mm) and 1-3/8" (35 mm) length
- LFIC cylinder available in 1-1/2" (38 mm) length
- For more cylinder information, please refer to Cylinder, Core, and Keying section.



## 3800 SERIES - SLIDING DOOR MORTISE LOCK - HEAVY DUTY

<b>WARRANTY</b>	Lifetime warranty
<b>FEATURES</b>	<ul style="list-style-type: none"> <li>• Heavy duty commercial, industrial, institutional</li> <li>• Non-handed</li> <li>• Conventional mortise cylinder, Small Format Interchangeable Core or Large Format Interchangeable Core option available</li> </ul>
Certifications:	<ul style="list-style-type: none"> <li>• ADA Compliant ANSI A117.1 Accessibility Code</li> </ul>
<b>SPECIFICATIONS</b>	
Lock Case:	4-5/16" x 3-9/16" x 1" (110 mm x 90 mm x 25 mm)
Armor Front:	1-1/4" x 5-5/8" x 7/32" (32 mm x 143 mm x 5 mm) - Standard
Keys:	Two operating keys supplied per lock
Cylinders/Cores:	<ul style="list-style-type: none"> <li>• Brass - keyed different - Schlage C Keyway</li> <li>• Cylinder drilled 6-pin, keyed 5-pin - standard</li> <li>• Other keying options, including keyed 6-pin, available from factory</li> <li>• Large Format Interchangeable Core cylinder option available</li> <li>• LFIC core available zero bitted or combined, brass 6- pin cores sold separately</li> <li>• Small Format Interchangeable Core cylinder option available</li> <li>• SFIC uncombined or combined, brass 6- or 7-pin cores sold separately</li> <li>• Schlage "L" Cam - standard</li> </ul>
Door Thickness:	<ul style="list-style-type: none"> <li>• 1-3/4" - 2-1/2" (45 mm - 64 mm)</li> <li>• Must specify door thickness if greater than 1-3/4" (45 mm)</li> </ul>
Backset:	2-3/4" (70 mm) only
Deadbolt:	1" (25 mm) throw - stainless steel
Strike:	1-1/8" x 3-1/2" (29 mm x 89 mm) no lip - Standard
Functions:	35 Cylinder x Thumbturn, 36 Single Cylinder, 37 Double Cylinder, 38 Thumbturn Only, 39 Thumbturn with Emergency Key (Privacy)
<b>FINISHES</b>	U26D



### 3800 SERIES MORTISE CYLINDERS



#### **3902 Mortise Cylinder**

- If cylinder is ordered separately from the mortise lock, please specify Schlage "L" Cam
- Available in Conventional, Small Format Interchangeable Core, and Large Format Interchangeable Core (6-pin only)
- SFIC core sold separately
- LFIC core sold separately
- Conventional cylinder available in 1-1/8" (29 mm) and 1-1/4" (32 mm) length.
- SFIC cylinder available in 1-1/4" (32 mm) and 1-3/8" (35 mm) length
- LFIC cylinder available in 1-1/2" (38 mm) length
- For more cylinder information, please refer to Cylinder, Core, and Keying section.



# Cylinder, Core & Keying





## CYLINDER, CORE & KEYING - CONVENTIONAL CYLINDERS

### Keying Options

Keyed function locks are supplied standard with Schlage 'C' keyway cylinder, cylinder drilled 6-pin, keyed 5-pin and will be keyed different with two operating keys unless otherwise specified.

- Keyed Alike, 0 Bitted and 1 Bitted cylinders provided 6 pin only
- Master Keyed [must specify quantity of Master keys where applicable, 3961 (5-pin) or 3962 (6-pin)]
- Construction Master Keyed (Schlage C, E & F)
- Keyed to Specific or Existing Number
- Submit master keying form; pages 88-91 or at [www.hagerco.com](http://www.hagerco.com)
- Extra Cut Keys (3961 - Cut 5-pin, 3962 - Cut 6-pin)
- Key Markings: 1AA, 2AA etc. (per key)
- Key Markings other than Key Set (per key)
- Cylinder markings - limited to 6 characters
- Bitting Lists are available, ordered separately from Master Keyed order, specify 3998
- All optional keyways below may not be immediately available. Contact customer service for more information on a particular keyway.

### Optional Keyways (Conventional Cylinders)



**Arrow AR1**



**Corbin 60**



**Corbin 77**



**Corbin/  
Ruswin L4**



**Kwikset KW1**



**Weiser E**



**Ruswin D1**



**Sargent LA**



**Schlage E**



**Schlage F**



**Yale E1R  
(PARA)**



**Yale GA**

### Keys



**3955**

**Key Blank**

5-pin, Specify Keyway  
Order in multiples of 50



**3961**

**Cut Key**

5-pin, keyed to specific or existing number  
Specify Keyway



**3956**

**Key Blank**

6-pin, Specify Keyway  
Order in multiples of 50



**3962**

**Cut Key**

6-pin, keyed to specific or existing number  
Specify Keyway





## CYLINDER, CORE & KEYING - CONVENTIONAL CYLINDERS

### Cylinders



**3960**  
**Key-in Lever/Deadlock Cylinder**  
 Includes two operating keys  
 Specify keyway, tailpiece, and how keyed  
 Note: Cylinder instructions and ordering guide available on [www.hagerco.com](http://www.hagerco.com)



**2-639-7008**  
**Tailpiece 9**  
 Pack of 10 tailpieces for use with 3653L, 3670L and 3680L



**2-639-7018**  
**Tailpiece W**  
 Pack of 10 tailpieces for use with 3473L

### Tailpieces



**2-639-7000**  
**Tailpiece 1**  
 Pack of 10 tailpieces for use with 3453L, 3450L, 3480L, 2580L



**2-639-7087**  
**Tailpiece Z**  
 Pack of 10 tailpieces for use with 3570L and 3573L



**2-639-7001**  
**Tailpiece 2**  
 Pack of 10 tailpieces for use with 3470L



**2-639-7094**  
**Tailpiece X**  
 Pack of 10 tailpieces for use with 3495L



**2-639-7002**  
**Tailpiece 3**  
 Pack of 10 tailpieces for use with 3453K, 3480K, 3550L, 3553L, 3553K, 3579L, 3580L, 3580K, 3753L, 2550L, 2553L



**2-639-7192**  
**Tailpiece K**  
 Pack of 10 tailpieces for use with 4700 key-in-lever trim (KE, KN)



**2-639-7003**  
**Tailpiece 4**  
 Pack of 10 tailpieces for use with 3470K, 3570K



**2-639-7322**  
**Tailpiece V**  
 Pack of 10 tailpieces for use with 2570L



**2-639-7005**  
**Tailpiece 6**  
 Pack of 10 tailpieces for use with 3114DB and 3214DB exterior cylinders

### Rim Cylinder Housing



**3901**  
**Rim Cylinder**

- Conventional cylinder supplied drilled 6-pin, keyed 5-pin standard
- Furnished with trim ring, mounting plate, and break off screws
- Long tail piece standard
- Supplied with two operating keys



**2-639-7006**  
**Tailpiece 7**  
 Pack of 10 tailpieces for use with 3114DB and 3214DB interior cylinders



**2-639-7007**  
**Tailpiece 8**  
 Pack of 10 tailpieces for use with 3115DB, 3118DB, 3215DB, 3710DB, 3753DB

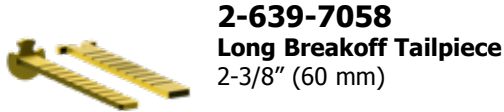


**3903**  
**Rim Dummy Cylinder**



**CYLINDER, CORE & KEYING - CONVENTIONAL CYLINDERS**

**Rim Cylinder Accessories**



**2-639-7058**  
**Long Breakoff Tailpiece**  
2-3/8" (60 mm)



**2-300-0118**  
**Extra Long Breakoff Screws**  
2-3/8" (60 mm)



**2-649-0137**  
**Retaining Cup**  
Can be used with 45PN, 47PN, and 47RN

**Mortise Cylinder Housing**



**3902**  
**Mortise Cylinder**

- Conventional cylinder supplied drilled 6-pin, keyed 5-pin standard
- 3975 standard cam attached and 3972 Adams Rite cam shipped loose in the box
- Thread size is 1.150" x 32 UNS
- Cylinder face diameter is 1.360"
- Supplied with two operating keys
- 1-1/8" (29 mm) standard length, 1-1/4" (31 mm), and 1-5/8" (41 mm) for mortise exit devices
- Other lengths may be available with extended lead time
- **Must specify length, cam, keyway, and keying requirements**



**3904**  
**Mortise Dummy**

- 1-1/8" (29 mm) length
- 1-1/4" (31 mm) length



**3905**  
**Mortise ADA Turn Knob**

- 1-1/8" (29 mm) length
- 1-1/4" (31 mm) length

Note: Ships with Schlage "L" Cam; specify if different

**Mortise Cylinder Cams**



**3971**  
**Yale Cam**  
Radius .722" (18 mm)



**3972**  
**Adams Rite Cam**  
Radius .560 (14 mm)



**3973**  
**Standard Cloverleaf**  
Radius .741" (19 mm)



**3974**  
**Marks Cam**  
Radius .755" (19 mm)



**3975**  
**Standard Cam**  
Radius .723" (18 mm)  
For use with Hager exit devices and trim



**3976**  
**Schlage L Cam**  
Radius .637" (16 mm)  
For use with Hager mortise locks (all functions)



**3977**  
**Sargent/Yale Cam**  
Radius .733" (18.6 mm)



**3978**  
**Corbin/Ruswin/Best Cloverleaf**  
Radius .725" (18.5 mm)





## CYLINDER, CORE & KEYING - SMALL FORMAT INTERCHANGEABLE CORE

### Keying Options

Cores are furnished keyed different unless otherwise specified. Other keying options include:

- Keyed Alike
- Construction Cores
- Master keyed (Must specify quantity of master keys, control keys, or additional change keys, 3984.)
- Keyed to specific or existing number
- Key Markings: 1AA, 2AA etc. (per key) - VKC
- Key markings other than key set
- Core markings (Visual or concealed) - limited to 6 characters
- Do not duplicate
- Bitting Lists are available, ordered separately from Master Keyed order, specify 3998

\* Construction master keyed not available.

### SFIC Keyways (Best) - A, B, C, D, E, F, G, H, J, K, L, M, Q

#### SFIC Cores



**3981-C**  
**Combinated Core 6-Pin**  
 Includes two change keys  
 Finishes include US4 or US26D

**3981-U**  
**Uncombinated Core 6-Pin**  
 Includes two key blanks  
 Finishes include US4 or US26D




**3982-C**  
**Combinated Core 7-Pin**  
 Includes two change keys  
 Finishes include US4 or US26D

**3982-U**  
**Uncombinated Core 7-Pin**  
 Includes two key blanks  
 Finishes include US4 or US26D

#### SFIC Construction Cores

Construction Small Format Interchangeable Cores are available in blue or red and are keyed alike. Will receive full credit, less shipping, of original cost upon return of construction cores with keys.



**3981-Blue or 3981-Red**  
**Construction Core**  
 Combinated, 6-pin  
 Includes two operating keys



**3982-Blue or 3982-Red**  
**Construction Core**  
 Combinated, 7-pin  
 Includes two operating keys

#### SFIC Keys



**3983**  
**SFIC Key Blank**  
 Best Keyways used with 6-pin and 7-pin cores



**3984**  
**SFIC Cut Key**  
 Best Keyways used with 6-pin and 7-pin cores

#### SFIC Construction Core Keys



**2-639-7168**  
**3984 Control Key (BA IC 6 Blue)**

**2-639-7169**  
**3984 Control Key (BA IC 7 Blue)**

**2-639-7170**  
**3984 Control Key (BA IC 7 Red)**

**2-639-7113**  
**3984 Control Key (BA IC 6 Red)**

Note: Two (2) control keys will be shipped with an order unless otherwise specified.



**CYLINDER, CORE & KEYING - SMALL FORMAT INTERCHANGEABLE CORE**

**SFIC Tailpieces**



**2-639-7060**

Pack of 10 tailpieces for use with 2500/3500 Series SFIC lever (6-pin/7-pin combo)



**2-639-7061**

Pack of 10 tailpieces for use with 3400/3500 Series SFIC knob (6-pin/7-pin combo)



**2-639-7090**

Pack of 10 tailpieces for use with 3753 Interconnected Lock SFIC lever (6-pin/7-pin combo)



**2-639-7091**

Pack of 10 tailpieces for use with 3114/3214 SFIC deadbolt (6-pin/7-pin combo)



**2-639-7095**

Pack of 10 tailpieces for use with 3115/3118/3215 and 3710/3753 SFIC deadbolt (6-pin/7-pin combo)

**SFIC Rim Cylinder Housing**



**3901**

**Rim Cylinder**

- Furnished with trim ring, mounting plate, and break off screws
- Long tail piece standard
- Small Format Interchangeable Core housing supplied less core
- Specify 6- or 7-pin

**SFIC Rim Cylinder Accessories**



**2-639-7058**

**Long Breakoff Tailpiece**  
2-3/8" (60 mm)



**2-300-0118**

**Extra Long Breakoff Screws**  
2-3/8" (60 mm)



**2-649-0137**

**Retaining Cup**  
Can be used with 45PN, 47PN, and 47RN

**SFIC Mortise Cylinder Housing**



**3902**

**Mortise Cylinder**

- 2-639-7082 standard cam; 2-639-7083 Adams Rite cam shipped loose in the box
- Thread size is 1.150" x 32 UNS. Cylinder face diameter is 1.360"
- Small Format Interchangeable Core housing supplied less core
- **Must specify length and cam, 6-pin 1-1/4", 7-pin 1-3/8", 7-pin 1-5/8" (for mortise exit device)**

**SFIC Mortise Cylinder Cams**



**2-639-7082**

**Standard Yale Cam**



**2-639-7083**

**Adams Rite Cam**



**2-639-7084**

**Corbin/Best Cloverleaf Cam**



**2-639-7085**

**Schlage "L" Cam**

For use with Hager mortise locks (all functions)



**2-639-7086**

**Sargent/Yale Cam**







## CYLINDER, CORE & KEYING - LARGE FORMAT INTERCHANGEABLE CORE

### Keying Options

Cores are furnished zero bitted - unless otherwise specified. Other keying options include:

- Keyed alike
- Keyed different
- Master keyed (must specify quantity of master keys, control keys or additional change keys)
- Temporary construction cores available upon request
- Keyed to specific or existing number
- Key Markings: 1AA, 2AA etc. (per key) - VKC
- Key markings other than key set
- Core markings (visual or concealed) - limited to 6 characters
- Bitting Lists are available, ordered separately from master keyed order, specify 3998

### LFIC Cores (Available in Schlage C Only)



#### 3919

##### Zero Bitted Core 6-Pin

Includes two key blanks  
Finishes include US4 or US26D

##### Combinated Core 6-Pin

Includes two change keys  
Finishes include US4 or US26D

### LFIC Tailpieces



#### 2-639-7645

50, 53 and 80 functions only



#### 2-639-7646

70 function only



#### 2-639-7647

73 and 95 functions only

### LFIC Rim Cylinder Housing



#### 3901

##### Rim Cylinder

- Furnished with trim ring, mounting plate, and break off screws
- Tail piece supplied standard
- Large Format Interchangeable Core housing supplied less core.
- 6-pin only

### LFIC Keys



#### 3956

##### Key Blank

Schlage C Keyway, 6-pin only



#### 3962

##### Cut Key

Schlage C Keyway, 6-pin only



#### 3963

##### 3919 Control Cut Key



#### 2-639-7649

##### 3919 Control Key Blank

### LFIC Rim Cylinder Accessories



#### 2-639-7578

##### Breakoff Tailpiece Assy

2-3/8" (60 mm)



#### 2-300-0175

##### Breakoff Screws

2-1/8" (54 mm)



## CYLINDER, CORE & KEYING - LARGE FORMAT INTERCHANGEABLE CORE

### LFIC Mortise Cylinder Housing



#### **3902**

##### **Mortise Cylinder**

- 2-639-7570 standard cam;  
2-639-7571 Adams Rite Cam shipped loose in the box.
- Thread size is 1.150" x 32 UNS.  
Cylinder face diameter is 1.360".
- Large Format Interchangeable Core housing supplied less core
- **Must specify cam, 1-1/2" length**

### LFIC Mortise Cylinder Cams



**2-639-7570**  
**Standard Yale Cam**



**2-639-7571**  
**Adams Rite Cam**



**2-639-7572**  
**Schlage "L" Cam**  
For use with Hager mortise locks  
(all functions)



**2-639-7573**  
**Corbin/Best Cloverleaf Cam**



**2-639-7574**  
**Sargent/Yale Cam**





## CYLINDER, CORE & KEYING - CONVENTIONAL CYLINDERS - HAGER KEYWAY - (7-PIN ONLY)

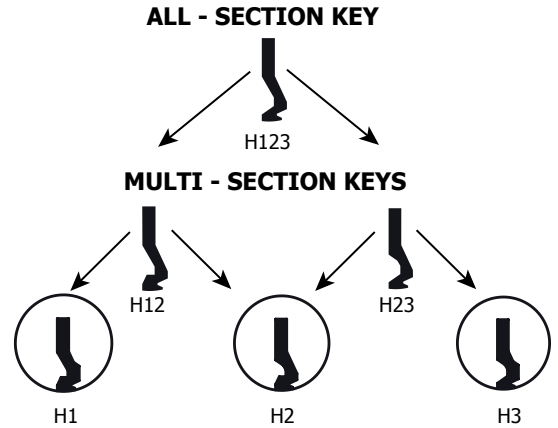
### Keying Options

Keyed function locks are supplied keyed different unless otherwise specified.

- Keyed alike, 0 bitted, 1 bitted
- Master keyed (must specify quantity of Master keys where applicable)
- Construction master keyed
- Keyed to specific or existing number
- Submit master keying form (page 86)
- Extra cut keys (3908 - Cut 7-pin)
- Key markings: 1AA, 2AA etc. (per key)
- Key markings other than key set (per key)
- Cylinder markings (visual or concealed) - limited to 6 characters
- Do not duplicate standard
- Bitting lists are available, ordered separately from Master keyed order, specify 3998

Notes: • Keys are cut bow to tip

- Must purchase capping block/press and key punch due to 140 pin spacing



### Hager Keyway (Conventional Cylinders)



**Hager H1**



**Hager H2**



**Hager H3**

### Cylinders



#### 3906

##### Key-in Lever/ Deadlock Cylinder

- 140 Pin spacing
- Includes two operating keys
- Specify Hager keyway, tailpiece, and keying requirements

Note: Cylinder instructions and ordering guide available online.

### Rim Cylinders



#### 3901

##### Rim Cylinder

- 140 Pin spacing
- Conventional cylinder supplied 7-pin only
- Furnished with trim ring, mounting plate, and break off screws
- Long tail piece standard
- Supplied with two operating keys

### Mortise Cylinders



#### 3902

##### Mortise Cylinder

- 140 Pin spacing
- Conventional cylinder supplied 7-pin only
- 3975 standard cam attached and 3972 Adams Rite cam shipped loose in the box
- Thread size is 1.150" x 32 UNS
- Cylinder face diameter is 1.360"
- Supplied with two operating keys
- 1-1/8" (29 mm) standard length, 1-1/4" (31 mm) available, 1-5/8" (41 mm) for mortise exit devices
- **Must specify length, cam, keyway, and keying requirements**

### Keys



#### 3907

##### Key Blank

Hager keyways (H1, H2, H3, H12, H23, H123)



#### 3908

##### Cut Key

- Hager keyways (H1, H2, H3, H12, H23, H123)
- Specify keying required (masterkey, construction masterkey, control key)



**CYLINDER, CORE & KEYING - SFIC - HAGER KEYWAY - (7-PIN ONLY)**

**Keying Options**

Cores are furnished keyed different unless otherwise specified. Other keying options include:

- Keyed alike
- Master keyed (must specify quantity of master keys, control keys or additional change keys)
- Keyed to specific or existing number
- Key markings: 1AA, 2AA etc. (per key) - VKC
- Key markings other than key set
- Core markings (visual or concealed) - limited to 6 characters
- Do not duplicate standard
- Bitting lists are available, ordered separately from master keyed order, specify 3998
- \* Construction master keyed not available.

Notes: • Keys are cut bow to tip  
• Must purchase capping block/press and key punch due to 140 pin spacing

**Keyways (Hager) - H1, H2 and H3 SFIC Cores**



**3969**

**Combinated Core 7-Pin**

- Includes two change keys
- Finishes include US4 or US26D
- 140 Pin spacing



**3909**

**Uncombinated Core 7-Pin**

- Includes two key blanks
- Finishes include US4 or US26D
- 140 Pin spacing

**SFIC Keys**



**3907**

**SFIC Key Blank**

Hager keyways (H1, H2, H3, H12, H23, H123)



**3908**

**SFIC Cut Key**

- Hager keyways (H1, H2, H3, H12, H23, H123)
- Specify keying required (masterkey, construction masterkey, control key)

**SFIC Rim Cylinder Housing**



**3901**

**Rim Cylinder**

- Furnished with trim ring, mounting plate, and break off screws
- Long tail piece standard
- Small Format Interchangeable Core housing supplied less core
- Specify 7-pin

**SFIC Mortise Cylinder Housing**



**3902**

**Mortise Cylinder**

- 2-639-7082 standard cam; 2-639-7083 shipped loose in the box
- Thread size is 1.150" x 32 UNS. Cylinder face diameter is 1.360".
- Small Format Interchangeable Core housing supplied less core
- **Must specify length and cam, 7-pin 1-3/8"**





## CYLINDER, CORE & KEYING - HAGER KEYWAY ACCESSORIES

### **2-639-7511**

#### **Pin Kit**

- Includes top pins, SFIC bottom pins, full size bottom pins and springs
- Does not include SFIC caps

### **2-639-7517**

#### **Construction Balls**

- Used for lost ball construction key
- Order in multiples of 1,000

### **2-639-7519**

#### **Retaining Pin Spring**

Sold in multiples of 100

### **2-639-7520**

#### **Individual SFIC Caps**

Sold in multiples of 500

### **2-639-7526**

#### **Retaining Pin**

Secures screw cap on KIK cylinder

### **2-639-7527**

#### **Plug Follower (KIK)**

### **2-639-7529**

#### **Decombinating Punch**

### **2-639-7530**

#### **Capping Punch**

### **2-639-7531**

#### **Decombinating Block (Punch Included)**

### **2-639-7532**

#### **Manual Capping Block (Punch Included)**

140 spacing

### **2-639-7534**

#### **Cap Saver Press**

- Recommended for field pinning uncombined SFIC cores
- 140 spacing

### **2-639-7535**

#### **Key Punch**

140 spacing

### **2-639-7536**

#### **HPC 1200 Series Code Card**

140 spacing



**CYLINDER, CORE & KEYING - PINS**

<b>Original Manufacturer Nickel Silver Pins (Sold in multiples of 100)</b>		
<b>Part Number</b>	<b>Description</b>	<b>Size</b>
2-639-8188	Top Pin	#2
2-639-8189	Top Pin	#3
2-639-8190	Top Pin	#4
2-639-8191	Top Pin	#5
2-639-8192	Top Pin	#6
2-639-8193	Top Pin	#7
2-639-8194	Top Pin	#8
2-639-8195	Top Pin	#9
2-639-8196	Top Pin	#10
2-639-8197	Top Pin	#11
2-639-8198	Top Pin	#12
2-639-8199	Top Pin	#13
2-639-8200	Top Pin	#14
2-639-8201	Top Pin	#15
2-639-8202	Top Pin	#16
2-639-8203	Top Pin	#17
2-639-8204	Top Pin	#18
2-639-8205	Top Pin	#19
<b>Full Bottom</b>		
2-639-8210	Full Bottom	#0
2-639-8211	Full Bottom	#1
2-639-8212	Full Bottom	#2
2-639-8213	Full Bottom	#3
2-639-8214	Full Bottom	#4
2-639-8215	Full Bottom	#5
2-639-8216	Full Bottom	#6
2-639-8217	Full Bottom	#7
2-639-8218	Full Bottom	#8
2-639-8219	Full Bottom	#9
<b>SFIC Bottom</b>		
2-639-8220	SFIC Bottom	#0
2-639-8221	SFIC Bottom	#1
2-639-8222	SFIC Bottom	#2
2-639-8223	SFIC Bottom	#3
2-639-8224	SFIC Bottom	#4
2-639-8225	SFIC Bottom	#5
2-639-8226	SFIC Bottom	#6
2-639-8227	SFIC Bottom	#7
2-639-8228	SFIC Bottom	#8
2-639-8229	SFIC Bottom	#9



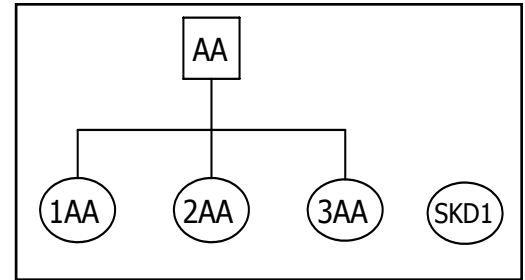


## CYLINDER, CORE & KEYING - HOW TO ORDER KEY SYSTEMS

### 2 LEVEL SYSTEMS

#### Simple Master Key System

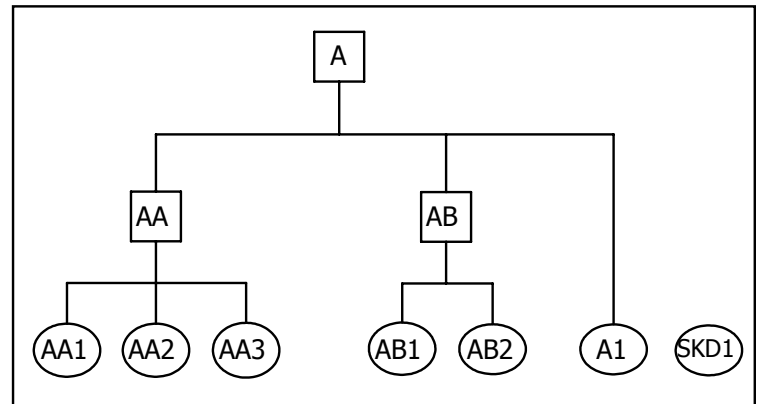
The master key symbol consists to TWO letters, **AA**. The change key numbers are added to the master key letters. The numbers come FIRST for a simple master key system, example: **1AA, 2AA, 3AA, etc.**



### 3 LEVEL SYSTEMS

#### Grand Master Key System

The grand master keyset symbol is assigned ONE letter, starting with **A**. The master keyset symbols under this grand are assigned TWO letters, the first of which will be the same as the grand; **AA, AB, AC, etc.** are all masters under the grand **A**. (Caution: **Do not use the letters, I, O, Q or X** because of the possible confusion with the numbers 1 & O. X is reserved for identifying cross keying.) Change key numbers come **AFTER** the letters, example: **AA1, AA2, AA3, etc.**



For master keyset symbols beyond AZ, insert a number between the letters to designate which pass through the alphabet they represent. **A2A** through **A2Z** represent the second pass through the alphabet of masters under the Grand **A**. **A3A** through **A3Z** would be the third pass through the alphabet. Change keys under these masters have the numbers suffixed in the usual way **A2A1, A2A2, A2A3, etc.**

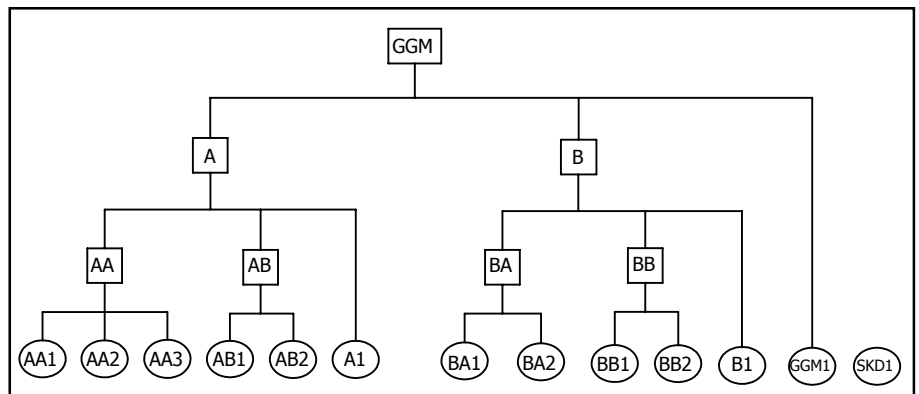
If a cylinder is to be operated by its change key and the GMK only (No master), the change number is added to the GMK symbol. This is illustrated by the keyset symbol **A1** in the schematic shown.

### 4 LEVEL SYSTEMS

#### Great Grand Master Key System

The great grand master is assigned the keyset symbol **GGM**. The rest of the symbols are the same as those in a 3 level system.

The grand master keys under the GGM are assigned the keyset symbol of single letters of the alphabet **A, B, C, D, etc.**, starting with **A**. The master keyset symbols under this grand are assigned TWO letters, the first of which will be the same as the grand; **AA, AB, ..., BA, BB, ..., CA, CB, ..., etc.** (Caution: **Do not use the letters, I, O, Q or X** because of the possible confusion with the numbers 1 & O. X is reserved for identifying cross keying.) Change key numbers come **AFTER** the letters, example: **AA1, AA2, AA3, etc.**



For masters beyond AZ, insert a number between the letters to designate which pass through the alphabet they represent. **A2A** through **A2Z** represent the second pass through the alphabet of masters under the Grand **A**. **A3A** through **A3Z** would be the third pass through the alphabet. Change keys under these masters have the numbers suffixed in the usual way **A2A1, A2A2, A2A3, etc.**

If a cylinder is to be operated by its change key and the GGM only (No grandmaster, no master), the change number is added to the GGM keyset symbol. This is illustrated by the keyset symbol **GGM1** in the schematic shown.

## CYLINDER, CORE & KEYING - HOW TO ORDER KEY SYSTEMS

### SINGLE KEYED DIFFERENT (SKD) (Example: Narcotics Room, Pharmacies)

When requirements are such that no other key operates the cylinder (master, other change keys, etc.) they are referred to as "single keyed different" and given the keyset symbol **SKD**. When more than one SKD is required in a facility, they are numbered **SKD1, SKD2, SKD3, etc.**

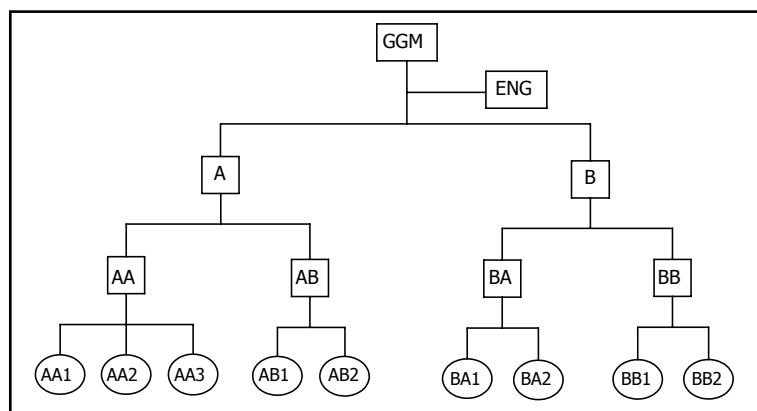
### NO MASTER KEY (NMK)

When keying requirements are such that all higher levels of master keys do not operate the cylinder, the suffix **(NMK)** is added to the keyset symbol. For example, **AA1 (NMK)** is operated by the change key **AA1** only. Neither the A grand, nor the **AA** master operate the cylinder. A keyset symbol, **AA (NMK)** indicates the cylinder to be operated by the **AA** master only, the **A** grand does not operate the cylinder.

### SELECTIVE MASTER KEYS

It is often useful in large keying systems to issue a high level master key to maintenance personnel which allows access across all master and grand master key boundaries of a keying system.

To designate that a lock be operated by a selective master key, suffix the symbol in parentheses to the standard symbol. Example: **AA1 (ENG)**. This must be added every time the selective key is to operate and left off whenever the selective key is NOT to operate. For instance, you may lay out a system in which key **AA1** is to operate two different offices. Inside one of them is an electrical cabinet which must be accessible to maintenance personnel carrying the **ENG** key. That lock must be specified as **AA1 (ENG)**, while the lock for the other office must be specified as **AA1**.



Selective master key is a convenience feature which decreases the security of the cylinders it operates and limits the expansion and flexibility of the overall keying system. Each selective master key typically eliminates 20-25% of the capacity of the system where it is used, so it should only be specified when absolutely required. It is recommended that no more than one system-wide selective master key be used within the same system.

### CROSS KEYING

Like selective master keying, cross keying is a convenience feature and will limit the expansion and flexibility of the overall key system. Whenever two or more different change keys such as **AA1 and AA2** are both required to operate the same cylinder, the cylinder's security is reduced. This is called cross keying. When the cross keying occurs under all the same higher levels (MK, GMK, GGMK), such as **AA1 and AA2**, it is known as controlled cross keying. When you combine keys under different higher levels (MK, GMK, GGMK), such as **AA1 and AB1**, it is known as uncontrolled cross keying, which you NEVER want to do.

Convenience may reduce cylinder security and hinder the overall key system expansion. Cross keying usually imposes limits on the flexibility and expansion of the overall keying system. This is especially true of uncontrolled cross keying. For these reasons, it is strongly recommended to allow personnel to carry more than one key. Cross keying should be discouraged whenever possible. However, when cross keying is required, it is specified as follows, and should be summarized at the beginning of each order. It cannot normally be added later. Each cross keyed set should also be limited to keys which are all under the same higher level master keys. Prefix the keyset symbol with the letter **X** (example: **XAA3**) All keys which are to operate the cylinder are to be listed following the keyset symbol with the phrase "to be operated by" ("TBOB", "OB", "operated by" are also common phrases/abbreviations used. Example: **XAA3**, operated by **AA1, AA2, AA**, and **A**. Note that **X** is a cylinder designation only. The change keyset would be **AA3**.

**NOTE: HAGER WILL NOT DO UNCONTROLLED CROSS KEYING DUE TO THE REDUCED SECURITY IT CAUSES.**





## CYLINDER, CORE & KEYING - HOW TO ORDER KEY SYSTEMS

### CONSTRUCTION MASTER KEYING

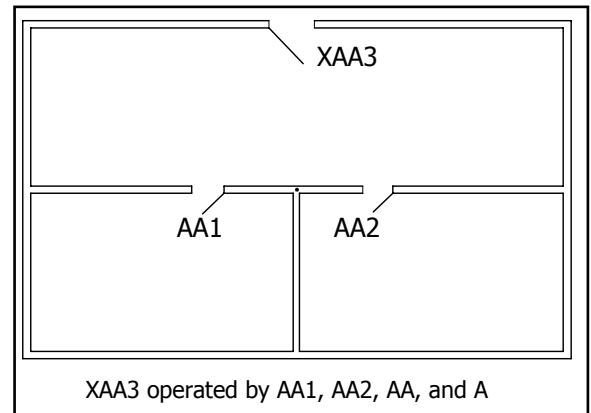
Hager uses the lost ball method for construction keying for conventional cylinders. If you have ordered Small Format Interchangeable Core (SFIC), you will be able to order temporary cores (Blue & Red are stock). Permanent cores will be shipped with permanent keys.

#### Recommendation:

Use as many keyed alike groups to conserve bitting combinations. Study blueprints and/or master plans for campuses to identify areas where more than one door leads into the same space, and where several different areas are used by the same personnel. These areas should be keyed alike (use the same keyset symbol). This conserves key bitting combinations for future use as well as reduces the need to issue master keys. Remember, key systems are much like a rubber band, it only stretches so far. You can stretch it horizontally to create more master keys, or vertically to create more changes under each master, but there is a finite number of combinations available.

#### Case #1 (Cross Keying)

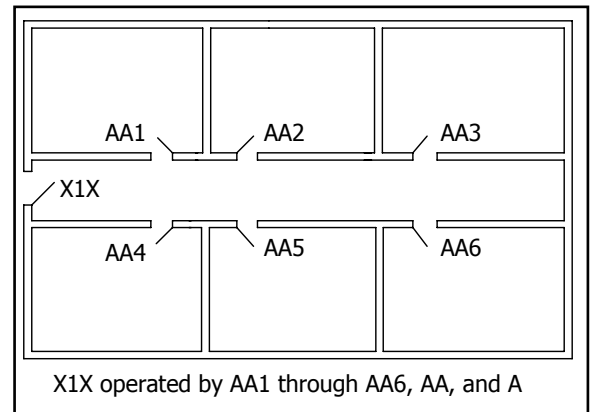
Cylinder requires its own change key. The illustration depicts part of a small medical building where two doctors share a common receptionist. The receptionist gets the **AA3** change key. Each doctor carries a key which operates only one office, but also operates the entrance from the corridor, by cross keying that cylinder to include the following keys to operate it. **XAA3, TBOB** (To Be Operated By) **AA1, AA2, AA and A**.



#### Case #2

The hall door cylinder does not require its own change key. This illustration depicts a section of a floor in a dormitory. Each student's bedroom change key operates the hall door cylinder. There is no need to construct a change key which operates only the hall door.

In this case, place an **X** at both the beginning and the end of the keyset symbol and a number between them. Example: **X1X, X2X, etc.** Again, always include the "TBOB" (to be operated by) phrase with a complete listing of the keyset symbols to operate the cylinder.





# Master Keying Form

Hager order number: \_\_\_\_\_  
 Account number: \_\_\_\_\_  
 Customer: \_\_\_\_\_  
 Customer PO number: \_\_\_\_\_  
 Job name: \_\_\_\_\_  
 Location: \_\_\_\_\_

Ship Lock to:  
 \_\_\_\_\_

Requested ship date: \_\_\_\_\_

### 1. System

- New
- Existing

If existing, please attach biting sheet and complete following field:

Original Hager order number: \_\_\_\_\_

### 2a. System type

- Conventional keyed 5-pin
- Conventional keyed 6-pin/ includes LFIC
- Conventional keyed 7-pin (H1, H2, H3 Only)
- SFIC keyed 6-pin A2  A4
- SFIC keyed 7-pin A2  A4
- LFIC keyed 6-pin (Schlage C only)

\* Hager Keyway available in 7-pin only (Conventional & Interchangeable Core)

### 2b. Keyways

- Arrow AR1
- Corbin 60
- Corbin 67
- Corbin 77
- Corbin/RW L4
- Hager H1
- H12
- Kwikset KW1
- Weiser E
- Hager H2
- H23
- Sargent LA
- Schlage C
- Hager H3
- H123
- Yale E1R
- Schlage E
- Russwin D1
- Yale GA
- Schlage F
- Best (Specify Keyway) \_\_\_\_\_

### Change keys

- Per core/cylinder
- Per key symbol

Quantity


### Special function

- Control
- Maintenance
- Housekeeping
- Mechanical
- Engineering
- Janitorial
- SKD
- Other

Quantity


### 4a. Key stamping (visual key control)

- None
- Key set symbol
- Door number
- Bitting number
- Do not duplicate (standard with interchangeable core & Hager Keyways)
- Other \_\_\_\_\_

Please note that visual key control is recommended, otherwise, keys will be tagged with temporary identification.

### 3. System level AND key quantity

Level	Quantity
<input type="radio"/> GGGMK	
<input type="radio"/> GGMK	
<input type="radio"/> GMK	
<input type="radio"/> MK	
<input type="radio"/> Construction MK (Lost Ball) (Sch/Hag Conv. Only)	
<input type="radio"/> Other	

### 4b. Cylinder Control

- None
- Concealed
- Visual
- KSS (Key Set Symbol)
- DN (Door Number)
- Other

Please fill out this form completely and fax to 800-782-0149 or email to [masterkey@hagerco.com](mailto:masterkey@hagerco.com) with the document as an attachment.

5. Packing

- Pack keys with lock/ cores
- Pack keys separate from lock/ cores

Ship To: (keys separate)

6. 3998 bitting list

- Yes  No

Ship to/ E-mail to:

Marking instructions (labels, packaging, etc.):

7. Future expansion (list future MK symbols, approximate number of change key symbols)

8. Contact Information for questions:

Name \_\_\_\_\_

Title: \_\_\_\_\_

Phone: \_\_\_\_\_

Fax: \_\_\_\_\_

Email: \_\_\_\_\_

Signature: \_\_\_\_\_

Is a signature required for future keying?  Yes  No

If yes:

Please note that this document will become part of the permanent keying files for this project. If the requirements for this master keying form change, it is the responsibility of the end user/owner to notify their local factory representative or Hager Companies.

9. Additional information/ Special Instructions





