



PRICE LIST

Effective September 1, 2021 VII



West Coast Office
(800) 544-4422

East Coast Office
(800) 225-6737

intldoorclosers.com





PRICE LIST

Effective September 1st, 2021; V

Look For Our
RAPID Ship Items



TABLE OF CONTENTS

• Overhead Concealed Closers	4 - 5	• Cylinders & Lock Indicator	
• Surface Mount Closers	6 - 9	• Door Handles & Bars	
• Floor Closers	9	• Pivots & Hinges	
• Swinging Door Operators	10	• Architectural Hinges	
• Pedestrian Gate Closer	10	• Power Transfer Hinges	
• Gate Accessories	10	• Door Holders	
• Exit Devices	11 - 15	• Door Sweeps & Thresholds	
• Cylindrical Locks, Locksets & Deadbolts	16 - 17	• Transmitters & Bollards	
• Deadlocks, Deadlatches & Faceplates	17	• Key Pads & Card Readers	
• Lever & Paddle Handles	18	• Maglocks, Strikes & Bolt Locks	
• Strike Sets & Rescue Stops	18	• Power Controllers	
• Flush Bolts, Coordinators	19 - 20		

ALL PRICES ARE SUBJECT TO CHANGE WITHOUT NOTICE

TERMS: A minimum purchase of \$5,000 annually is required to maintain an open account with International Door Closers, Inc. Net 30 days from date of invoice to Customers with satisfactory and/or prior approved credit terms. It is understood that you may use your normal purchase order or other order forms in placing orders. However any such forms shall be used for convenience only and any terms or provisions which may be contained therein inconsistent with, or in addition to, those contained in our then current Acknowledgment to Customer form or other terms or provisions contained herein shall have no force or effect whatsoever. Custom material or wiring diagrams require 50% deposit. At IDC's discretion, orders in excess of \$1,500 net will be acknowledged by product, category and department and shipped on an "as ready" basis unless customer purchase order specifically states "Do not ship before _____," and "No partial shipments."

PRICES: Prices are subject to change without notice. No prices are guaranteed. All shipments will be made at prices prevailing at time of shipment. Errors or omissions in pricing are subject to correction.

PRICING POLICY: Shipments must be accepted within sixty (60) days after receipt of the order. Contracts extending beyond this period are subject to prices in effect at the time of shipment.

MINIMUM ORDER: Our minimum invoice charge is \$100 net. \$15.00 net will be added to any order that do not meet minimum.*
* Quick Ship items, minimum for Special Order items will vary. Please call IDC for more details.

ACCEPTANCE: IDC reserves the right to decline an order, in whole or in part, when the price, quantity or assortment of goods is not satisfactory to us.

CHANGE IN ORDERS: A charge of \$20 may be applied to each change on any order after said original order has been previously acknowledged by IDC, plus a cost incurred by manufacturing at point of change.

CANCELLATIONS: Any orders canceled after shipping are subject to shipping charges and / or handling fees.

FREIGHT: Prepaid on 350 pounds or \$1,500.00 whichever comes first, by carrier of our choice within the continental United States. (When customers specifies routing by another carrier or shipping oversized items (70" in length) or longer, any excess charges incurred will be billed).

Prepaid items include only in house stock (RAPID Ship items). Any outsourced items or oversized hardware are excluded.

Customers that choose to use "UPS / FedEx "collect" or 3rd party accounts to ship may do so. The shipping account information needs to be available on the original order at the time of order receipt.

Non-Transportation surcharges (i.e.: construction site delivery, oversized box or pallet, delivery notification, lift gate service, etc.) will be billed to the customer.

RETURNED GOODS: All returns require an RGA number in order to complete the return. Customer is responsible for returning product warranty. IDC will be responsible for shipping out replacement.

A restocking fee of \$25.00 or 15% "whichever is greater" may apply to returned items. (Any outsourced items not within the RAPID Ship catalog such as access control, security products, custom size, thresholds and gasketing will be subject to our suppliers return policies).

BACK CHARGES: IDC is not responsible for, does not authorize, and will not accept any charges for the cost of any labor or material incurred by anyone other than International Door Closers, Inc. for any installation, repair, service or replacement unless incurred with prior written consent and agreement from IDC.

PRODUCT CHANGES: IDC reserves the right to modify, change, or discontinue any components as required.

SHORTAGES/DISCREPANCIES: Claims must be made within ten (10) days after receipt of material. The original invoice number will be required.

TEMPLATES: It shall be the Customer's responsibility to check all templates requested from IDC for suitability for proper door and frame preparation. Direct mail requests for the door and frame supplier will not release this Customer of this responsibility. Duplicates will be mailed to distributors.

NOTE: IDC complete sales policy as stated in our price book prevails at all times.

ALL PRICES ARE SUBJECT TO CHANGE WITHOUT NOTICE

LIMITED WARRANTY

We warrant that all products sold by International Door Closers, Inc. are free from defects in material and workmanship and those products of our design are fit for the purpose intended by IDC when properly installed in accordance with factory instructions.

Warranty begins not more than 2 months after the date of shipment. IDC is not responsible for changes of Oil Rubbed Bronze (613/US10B) finish, which is a living finish designed to change appearance through daily use.

The extent of our liability for breach of such warranty, when such is shown to our satisfaction, shall be limited to a functionally equivalent replacement, or repair of such product, or part thereof, at IDC's sole discretion, when returned, delivery prepaid, to IDC. Customers must get a RGA from IDC before returning any material for warranty.

We shall not, except to the extent this limitation may be precluded by law, be liable for inconvenience, labor cost, damages to other property, injury or any consequential damages resulting directly or indirectly from any product defect or breach of this warranty.

This warranty is limited to the original Purchaser, is not transferable and shall not apply to maintenance, wear and tear caused by improper installation, normal use, altered product, abuse or negligence.

FINISHES

Zinc Plated	603	US2G
Bright Brass	605	US3
Satin Brass	606	US4
Bright Bronze	611	US9
Satin Bronze	612	US10
Dark Bronze	613	US10B
Bright Chrome	625	US26
Satin Chrome	626	US26D
Satin Aluminum	628	US28
Bright Stainless Steel	629	US32
Satin Stainless Steel	630	US32D
Painted Primed	600	USP
Painted Aluminum	689	S1
Painted Brass (to match US4)	696	S2
Painted Bronze (to match US10)	691	S3
Painted Black	693	S4
Painted Dark Bronze (to match US10B)	690	S5
Painted White	-	S8

Some products in this price book are protected by one or more of the following U.S. Patents (Foreign Patents are not shown): 4,021,065; 4,099,752; 4,596,411; 4,609,910; 4,623,178; 4,623,181; 4,634,155; 4,641,867; 4,826,223; 4,986,581; 5,000,497; 5,006,723; 5,033,779; 5,141,271; 5,376,910; 5,429,399; 5,525,880; 5,564,228; 5,876,073; 6,363,363; 6,363,763

Accurate, Arrow, Baldwin, Best, Cal-Royal, Corbin Russwin, Dorma, Falcon, Hager, Marks, PDQ, Sargent, Schlage, Yale and other brand names are trademarks of their respective companies.

NEW "D" OVERHEAD CONCEALED OHC CLOSERS

D200 SERIES



ADA 5lb		
D200		105° Back Stop with Hold-Open
D201		105° Back Stop no Hold-Open
D202		90° Back Stop with Hold-Open
D203		90° Back Stop no Hold-Open
ADA 8-1/2lb		
D210		105° Back Stop with Hold-Open
D211		105° Back Stop no Hold-Open
D212		90° Back Stop with Hold-Open
D213		90° Back Stop no Hold-Open
Light Spring Tension		
D220	^	105° Back Stop with Hold-Open
D221	^	105° Back Stop no Hold-Open
D222	^	90° Back Stop with Hold-Open
D223	^	90° Back Stop no Hold-Open
Medium Spring Tension		
D230	^	105° Back Stop with Hold-Open
D231	^	105° Back Stop no Hold-Open
D232	^	90° Back Stop with Hold-Open
D233	^	90° Back Stop no Hold-Open

<u>SINGLE</u>	<u>CASE OF 4</u>	<u>WEIGHT</u>
<u>UNIT PRICE</u>	<u>UNIT PRICE</u>	<u>PER CASE</u>
\$170.70	\$166.30	53#



Heavy Spring Tension		
D240	^	105° Back Stop with Hold-Open
D241	^	105° Back Stop no Hold-Open
D242	^	90° Back Stop with Hold-Open
D243	^	90° Back Stop no Hold-Open

^ Add \$5.80 to list price for JO and VO type offset arm in lieu of S, A, K, or PT type arms
 ADA opening force may not provide sufficient power to reliably close and latch a door

D200-SA SERIES EXTENDED SPINDLE



Medium Spring Tension		
D230-SA	^	105° Back Stop with Hold-Open
D231-SA	^	105° Back Stop no Hold-Open
D232-SA	^	90° Back Stop with Hold-Open
D233-SA	^	90° Back Stop no Hold-Open
Heavy Spring Tension		
D240-SA	^	105° Back Stop with Hold-Open
D241-SA	^	105° Back Stop no Hold-Open
D242-SA	^	90° Back Stop with Hold-Open
D243-SA	^	90° Back Stop no Hold-Open

<u>SINGLE</u>	<u>CASE OF 4</u>	<u>WEIGHT</u>
<u>UNIT PRICE</u>	<u>UNIT PRICE</u>	<u>PER CASE</u>
\$170.70	\$166.30	53#



D300 SERIES ADJUSTABLE SPRING POWER



ADA 5lb or 8-1/2lb to Medium		
D310	^	105° Back Stop with Hold-Open
D311	^	105° Back Stop no Hold-Open
D312	^	90° Back Stop with Hold-Open
D313	^	90° Back Stop no Hold-Open
3/4" Spindle (ADA 5lb or 8-1/2lb to Medium)		
D310-20-A-DP		105° Back Stop with Hold-Open
D311-20-A-DP		105° Back Stop no Hold-Open
D312-20-A-DP		90° Back Stop with Hold-Open
D313-20-A-DP		90° Back Stop no Hold-Open

<u>SINGLE</u>	<u>CASE OF 4</u>	<u>WEIGHT</u>
<u>UNIT PRICE</u>	<u>UNIT PRICE</u>	<u>PER CASE</u>
\$211.90	\$207.40	53#




^ Add \$5.80 to list price for JO and VO type offset arm in lieu of S, A, K, or PT type arms
 ADA opening force may not provide sufficient power to reliably close and latch a door

Continue to D500 Series on the next page

NEW "D" OVERHEAD CONCEALED OHC CLOSERS


D500 SERIES ADJUSTABLE SPRING POWER GRADE 1

ADA 5lb to Medium			 SINGLE UNIT PRICE	CASE OF 4 UNIT PRICE	WEIGHT PER CASE
D510	^	105° Back Stop with Hold-Open	\$303.50	\$299.00	53#
D511	^	105° Back Stop no Hold-Open			
D512	^	90° Back Stop with Hold-Open			
D513	^	90° Back Stop no Hold-Open			




^ Add \$5.80 to list price for JO and VO type offset arm in lieu of S, A, K, or PT type arms
 ADA opening force may not provide sufficient power to reliably close and latch a door

NEW "D" OHC CLOSERS PARTS AND ACCESSORIES

			 LIST PRICE
D2000-B		D200 Series Body Only	\$140.10
D2000-B-31		D200-SA Series Body Only	\$140.10
D3000-B		D300 Series Body Only	\$177.90
D5000-B		D500 Series Body Only	\$240.00
3010-S		S Type Adjustable Side Loading Top Arm Assembly, 1/2" Depth Top Rail	\$30.20
3010-A		A Type End Loading Top Arm Assembly, 1" Depth Top Rail	\$30.20
3010-SA		A Short Type End Loading Top Arm Assembly, 1" Depth Top Rail	\$30.20
3010-K		K Type End Loading Top Arm Assembly, 5/8" Depth Top Rail	\$30.20
3010-PT		PT Type End Loading Top Arm Assembly, 7/8" Depth Top Rail	\$33.10
3010-JO		JO Type Offset Top Arm Assembly, Mortise Type, 9/16" Depth Top Rail <i>Painted arm - AL Aluminum or DU Storefront Bronze</i>	\$46.80
3020-VO		VO Type Offset Top Arm Assembly, Surface Type, 7/8" Depth Top Rail <i>Painted arm - AL Aluminum or DU Storefront Bronze</i>	\$49.80
3010-FS		Anchor Set (Standard for D200 Series)	\$10.00
3010-FA		Anchor Set (Optional for D200 Series)	\$10.00
3010-FK		Anchor Set (Optional for D200 Series)	\$10.00
3010-FSP		Anchor Set (Standard for D300/D500 Series)	\$10.60
3010-DP		Adjustable Dual Purpose Bottom Pivot Set (Standard)	\$26.00
3010-G		Adjustable Floor Mount Bottom Pivot Set	\$30.20
3010-G*		Adjustable Floor Mount Bottom Pivot Set (in lieu of Standard)	\$8.50
3010-GE		Adjustable Threshold Mount Bottom Pivot Set	\$27.40
3010-GE*		Adjustable Threshold Mount Bottom Pivot Set (in lieu of Standard)	\$3.60
D2000-B-Pivot		OHC Closer, Pivot Function Only	\$78.70
D2000-B-Pivot-LS		OHC Closer, Long Spindle Pivot - Function Only	\$78.70

SURFACE MOUNT CLOSERS

44CI ADJUSTABLE SPRING POWER GRADE 1 CERTIFIED


			<u>SINGLE UNIT PRICE</u>	<u>CASE OF 4 UNIT PRICE</u>	<u>WEIGHT PER CASE</u>
44CI	Cast Iron Body (includes Dress Cover, Standard Arm, & Parallel Bracket)		\$187.30	\$182.90	52#



44CI FINISHES

AL	Aluminum				N/C
DU	Storefront Bronze				


44CI PARTS AND ACCESSORIES

			<u>LIST PRICE</u>
44-2021	Complete Arm Assembly		\$35.60
44-2022	Cushion Hold-Open Arm Mechanical Turn Type		\$119.50
44-2022*	Cushion Hold-Open Arm Mechanical Turn Type (in lieu of Standard)		\$84.20
44-2023	Cushion Stop Only Arm		\$119.50
44-2023*	Cushion Stop Only Arm (in lieu of Standard)		\$84.20
44-2024	Friction Hold-Open Arm		\$76.20
44-2024*	Friction Hold-Open Arm (in lieu of Standard)		\$40.80
44-2026	Heavy Duty EDA Arm		\$98.30
44-2026*	Heavy Duty EDA Arm (in lieu of Standard)		\$63.10
425	Parallel Bracket		\$8.80
44-18	Drop Plate for Standard Installation		\$35.40
44-18G	Drop Plate for Top Jamb Installation		\$35.40
44-18J	Drop Plate for Top Jamb Installation		\$35.40
44-18PA	Drop Plate for Parallel Arm Installation		\$35.90
44-19	Blade Stop Spacer		\$21.00
44-20	Cush Shoe Support		\$15.20
DC-44	Dress Cover		\$15.80

850 SERIES STANDARD

			<u>SINGLE UNIT PRICE</u>	<u>CASE OF 6 UNIT PRICE</u>	<u>WEIGHT PER CASE</u>
Size 1					
851	Regular Arm		\$60.70	\$56.20	24#
851-P	Parallel Arm		\$63.40	\$58.90	26#
Size 2					
852	Regular Arm		\$69.80	\$65.40	31#
852-P	Parallel Arm		\$73.50	\$69.00	35#
Size 3					
853	Regular Arm		\$73.40	\$68.80	33#
853-P	Parallel Arm		\$76.80	\$72.30	37#
Size 4					
854	Regular Arm		\$79.90	\$75.30	39#
854-P	Parallel Arm		\$83.10	\$78.60	43#
Size 5					
855	Regular Arm		\$84.20	\$79.80	41#
855-P	Parallel Arm		\$87.50	\$83.00	45#

880 SERIES ADJUSTABLE BACK-CHECK

			<u>SINGLE UNIT PRICE</u>	<u>CASE OF 6 UNIT PRICE</u>	<u>WEIGHT PER CASE</u>
Size 3					
883	Regular Arm		\$80.60	\$76.20	33#
883-P	Parallel Arm		\$84.30	\$79.90	37#
Size 4					
884	Regular Arm		\$89.50	\$85.00	39#
884-P	Parallel Arm		\$93.30	\$88.70	43#
Size 5					
885	Regular Arm		\$92.50	\$88.10	41#
885-P	Parallel Arm		\$96.00	\$91.40	45#

850/880 SERIES FINISHES

AL	Aluminum				N/C
DU	Storefront Bronze				

SURFACE MOUNT CLOSERS

1800 SERIES FIXED SPRING POWER GRADE 1



Size		SINGLE UNIT PRICE	CASE OF 6 UNIT PRICE	WEIGHT PER CASE
1802	Standard	\$64.10	\$59.70	40#
1803	Standard	\$67.30	\$62.90	41#
1803-BC	Back-Check	\$74.60	\$70.00	42#
1804	Standard	\$72.30	\$67.90	42#
1804-BC	Back-Check	\$79.90	\$75.30	43#
1805	Standard	\$76.40	\$71.90	42#
1805-BC	Back-Check	\$83.40	\$79.00	43#



1800 SERIES FINISHES

AL	Aluminum	N/C
DU	Storefront Bronze	

850/880/1800 SERIES PARTS AND ACCESSORIES



Size		LIST PRICE
510	Main Arm	\$7.00
511	Regular Forearm	\$8.50
515	Parallel Bracket for Regular Arm	\$3.30
520	Main Arm	\$7.90
521	Regular Forearm	\$8.90
522	Hold-Open Forearm	\$34.00
522*	Hold-Open Forearm (in lieu of Standard)	\$21.90
525	Parallel Bracket for Regular Arm	\$3.90
527	Flat Drop Plate	\$9.40
520	Main Arm	\$7.90
521	Regular Forearm	\$8.90
522	Hold-Open Forearm	\$34.00
522*	Hold-Open Forearm (in lieu of Standard)	\$21.90
525	Parallel Bracket for Regular Arm	\$3.90
537	Flat Drop Plate	\$10.30
TJB-53	Top Jamb Bracket	\$9.80
DC-8000	Dress Cover	\$9.30
520	Main Arm	\$7.90
521	Regular Forearm	\$8.90
522	Hold-Open Forearm	\$34.00
522*	Hold-Open Forearm (in lieu of Standard)	\$21.90
525	Parallel Bracket for Regular Arm	\$3.90
547	Flat Drop Plate	\$12.20
TJB-54	Top Jamb Bracket	\$10.50
DC-8000	Dress Cover	\$9.30
TBGN-50	Thru Bolt & Grommet Nut Set of 4	\$4.80
TBGN-50*	Thru Bolt & Grommet Nut Set of 4 Packed with Closer	\$5.00
18-SN	Sex Nuts Set of 4	\$5.00

SURFACE MOUNT CLOSERS

5000-TP SERIES ADJUSTABLE SPRING POWER GRADE 1


					WEIGHT
Adjustable Size 1-6, Back-Check & Delayed Action			SINGLE	CASE OF 6	PER CASE
			UNIT PRICE	UNIT PRICE	
5001-TP	^	Tri-Packed with Parallel Bracket & Dress Cover	\$146.50	\$142.00	48#




5000-TP SERIES FINISHES

AL	Aluminum	N/C
DU	Storefront Bronze	

5000-TP SERIES PARTS AND ACCESSORIES

					LIST PRICE
501		Complete Arm Assembly			\$22.20
522		Hold-Open Forearm			\$34.00
522*		Hold-Open Forearm (in lieu of Standard)			\$21.90
525		Parallel Bracket for Regular Arm			\$3.90
5007		Flat Drop Plate with Dress Cover			\$20.70
DC-5000		Dress Cover			\$12.40
TBGN-50		Thru Bolt & Grommet Nut Set of 4			\$4.80
TBGN-50*		Thru Bolt & Grommet Nut Set of 4 Packed with Closer			\$5.00
18-SN		Sex Nuts Set of 4			\$5.00

8000-TP SERIES ADJUSTABLE SPRING POWER GRADE 1

					WEIGHT
Adjustable Size 1-6, Back-Check			SINGLE	CASE OF 6	PER CASE
			UNIT PRICE	UNIT PRICE	
8051-TP	^	Tri-Packed with Parallel Bracket & Dress Cover	\$111.10	\$106.50	39#
Adjustable Size 1-6, Delayed Action					
8052-TP	^	Tri-Packed with Parallel Bracket & Dress Cover	\$111.10	\$106.50	39#



8000-TP SERIES FINISHES

AL	Aluminum	N/C
DU	Storefront Bronze	

8000-TP SERIES PARTS AND ACCESSORIES

					LIST PRICE
520		Main Arm			\$7.90
521		Regular Forearm			\$8.90
522		Hold-Open Forearm			\$34.00
522*		Hold-Open Forearm (in lieu of Standard)			\$21.90
525		Parallel Bracket for Regular Arm			\$3.90
547		Flat Drop Plate			\$12.20
TJB-54		Top Jamb Bracket			\$10.50
DC-8000		Dress Cover			\$9.30
TBGN-50		Thru Bolt & Grommet Nut Set of 4			\$4.80
TBGN-50*		Thru Bolt & Grommet Nut Set of 4 Packed with Closer			\$5.00
18-SN		Sex Nuts Set of 4			\$5.00

SURFACE MOUNT CLOSERS



9000-TP SERIES ADJUSTABLE SPRING POWER GRADE 1

Adjustable Size 1-6, Back-Check & Delayed Action		 SINGLE UNIT PRICE	CASE OF 6 UNIT PRICE	WEIGHT PER CASE
9001-TP	Tri-Packed with Parallel Bracket & Dress Cover	\$105.00	\$100.50	48#
9003-TP	Interior ADA Applications Tri-Packed with Parallel Bracket & Dress Cover	\$105.00	\$100.50	48#

9000-TP SERIES FINISHES

AL	Aluminum	N/C
DU	Storefront Bronze	


9000-TP SERIES PARTS AND ACCESSORIES

			LIST PRICE
901	Complete Arm Assembly		\$22.20
522	Hold-Open Forearm		\$34.00
522*	Hold-Open Forearm (in lieu of Standard)		\$21.90
514	Top Jamb Forarm Extender		\$3.90
525	Parallel Bracket for Regular Arm		\$3.90
9007	Flat Drop Plate		\$19.50
TJB-9000	Top Jamb Bracket		\$19.20
TBGN-50	Thru Bolt & Grommet Nut Set of 4		\$4.80
TBGN-50*	Thru Bolt & Grommet Nut Set of 4 Packed with Closer		\$5.00
18-SN	Sex Nuts Set of 4		\$5.00

FLOOR CLOSERS


ST75 SERIES FIXED CLOSING FORCE

		LIST PRICE
ST75EN3	Standard and External Doors up to 950lbs	\$314.90



ST80 SERIES ADJUSTABLE CLOSING FORCE

		LIST PRICE
ST80P	^ Standard and External Doors, Adjustable for 950lbs to 1400lbs	\$889.80
^ Standard Full Set includes German type Spindle with Center Hung Arm and Pivot		



Door Operator Options

		LIST PRICE
8011	Standard Bottom Arm set	\$16.50
8012	Standard Top Pivot set	\$46.00
8021	Offset Bottom Arm RH/LH set	\$19.20
8023	Offset Top Pivot RH set	\$78.70
8024	Offset Top Pivot LH set	\$78.70
8011SSS	Floor cover Plate in Satin Stainless Steel	\$29.30
8011PSS	Floor cover Plate in Polished Stainless Steel	\$30.90
8011PB	Floor cover Plate in Polished Brass	\$50.00
8061	Cement Case & screws	\$34.70
8030	Double Acting Spindle Adapter Extension Standard Length(3MM)	\$22.30
8031	Double Acting Spindle Adapter Extension 5MM	\$23.30
8032	Double Acting Spindle Adapter Extension 10MM	\$25.80
8033	Double Acting Spindle Adapter Extension 15MM	\$28.30
8034	Double Acting Spindle Adapter Extension 20MM	\$31.60
8035	Double Acting Spindle Adapter Extension 25MM	\$35.10
8036	Double Acting Spindle Adapter Extension 30MM	\$38.40
8040L	LH OFFSET 3DEG STD SPINDLE (3MM)	\$26.50
8041L	LH O/SET 3DEG EXTND SPIND+5MM	\$27.50
8042L	LH O/SET 3DEG EXTND SPIND+10MM	\$30.10
8043L	LH O/SET 3DEG EXTND SPIND+15MM	\$32.30
8044L	LH O/SET 3DEG EXTND SPIND+20MM	\$35.90
8045L	LH O/SET 3DEG EXTND SPIND+25MM	\$39.50
8046L	LH O/SET 3DEG EXTND SPIND+30MM	\$42.80
8040R	RH OFFSET 3DEG STD SPINDLE (3MM)	\$26.50
8041R	RH O/SET 3DEG EXTND SPIND+5MM	\$27.50
8042R	RH O/SET 3DEG EXTND SPIND+10MM	\$30.10
8043R	RH O/SET 3DEG EXTND SPIND+15MM	\$32.30
8044R	RH O/SET 3DEG EXTND SPIND+20MM	\$35.90
8045R	RH O/SET 3DEG EXTND SPIND+25MM	\$39.50
8046R	RH O/SET 3DEG EXTND SPIND+30MM	\$42.80

SWINGING DOOR OPERATORS

SWINGER

		<u>UNIT PRICE</u>	<u>PER CASE</u>
311-RVLS	Hydraulic Pedestrian Gate Closer	\$885.10	19#



GATE ACCESSORIES

CHAIN TENSIONERS

		<u>LIST PRICE</u>
4041-1	Single	\$40.70
4041-2	Pair	\$81.00

ELECTROMECHANICAL GATE LOCKS

		<u>LIST PRICE</u>
GL160AI	Failsafe	\$1,032.40
GL163AI	Failsafe with Key Switch	\$1,107.60
GL260AH	Failsecure	\$1,032.40
GL263AH	Failsecure with Key Switch	\$1,107.60
GL260MRAH	Failsecure with Mechanical Key Release	\$1,157.70



Cylinders not included

ELECTROMECHANICAL GATE LOCK OPTIONS

		<u>ADD TO LIST PRICE</u>
B	Bolt Position Sensor, 10 Amp @ 30VDC	\$100.30
D	Gate Position Sensor, 10 Amp @ 30VDC	\$100.30
BR64XL	Rectifier for AC Operation	\$31.60



GATE EMLOCK® ACCESSORIES

		<u>LIST PRICE</u>
For Sliding Gates		
1576-BK	Mounting Bracket	\$100.30
1576-AB	Armature Mounting Bracket	\$100.30
For Swinging Gates		
1576-MP	Lock Mounting Plate	\$69.10
1576-ZB	Lock Mounting Bracket	\$200.40

EXIT DEVICES

5000 SERIES LIGHT DUTY



* US20A and US28 Finishes Only

		US20A, US28
Rim Type		
5510S	Panic Rated, 36"	\$168.10
5610S	Panic Rated, 36", Narrow Stile	\$168.10
5510S	Panic Rated, 48"	\$186.20
5610S	Panic Rated, 48", Narrow Stile	\$186.20
5510F	Fire Rated, 36"	\$221.40
5610F	Fire Rated, 36", Narrow Stile	\$221.40
5510F	Fire Rated, 48"	\$238.40
5610F	Fire Rated, 48", Narrow Stile	\$238.40
Surface Vertical Rod Type		
5530S	Panic Rated, 36"	\$302.10
5630S	Panic Rated, 36", Narrow Stile	\$302.10
5530S	Panic Rated, 48"	\$321.50
5630S	Panic Rated, 48", Narrow Stile	\$321.50
5530F	Fire Rated, 36"	\$351.40
5630F	Fire Rated, 36", Narrow Stile	\$351.40
5530F	Fire Rated, 48"	\$371.00
5630F	Fire Rated, 48", Narrow Stile	\$371.00



5000 SERIES TRIMS

		US20A, US28
Escutcheon		
58L01A	Classroom/Cylinder	\$127.70
58L01B	Passage/Blank	\$113.40
58L01C	Night Latch	\$127.70
58L01D	Dummy	\$109.50
Round Rose		
53K01A	Classroom/Cylinder	\$97.80
53K01B	Passage/Blank	\$88.60
53K01C	Storeroom/Night Latch	\$97.80
53K01D	Dummy	\$87.40



- * 52R/53K/56P/58L
- * 5510/5610
- * 5530/5630
- * 52R/53K/56P/58L

5000 SERIES PULL PLATES

		US20A, US28
Standard		
56P3A/54P3A	Night Latch/Cylinder	\$86.00
56P3B/54P3B	Dummy/Blank	\$51.00
56P3D/54P3D	Exit Only/Flat	\$25.00
Raised-Lip Type		
52R2A	Night Latch/Cylinder	\$17.20
52R2B	Dummy/Blank	\$15.80
52R2D	Exit Only/Flat	\$9.30

5000 SERIES STRIKES

		LIST PRICE
531	Strike Shim for 5510/5610	\$14.50
532	Panic Rim Strike for 5510/5610	\$16.50
533	Fire Rim Strike for 5510	\$16.40
534	Top Strike for 5630	\$21.10
537	Bottom Strike for 5630	\$23.20


5000 SERIES OPTIONS

		ADD TO LIST PRICE
FL001	Fire Latch Bolt	\$41.30
CD	Keyed Cylinder Dogging	\$34.20
426	Rim Cylinder	\$35.30
526	Mortise Cylinder	\$38.60
208	Interchangeable Core, Mortise Cylinder	\$99.50
308	Interchangeable Core, Rim Cylinder	\$99.30

EXIT DEVICES

7100-G1 SERIES GRADE 1 CONCEALED VERTICAL ROD PANIC

7101-G1 Exit Unit Only, No Outside Hardware



36" \$280.80
48" \$308.90

7300-G1 SERIES GRADE 1 RIM PANIC

7301-G1 Exit Unit Only, No Outside Hardware



36" \$238.20
48" \$267.50

7100-G1/7300-G1 SERIES GRADE 1 FINISHES

AL	Aluminum	N/C
DU	Storefront Bronze	

7100-G1/7300-G1 SERIES GRADE 1 PARTS AND ACCESSORIES

		<u>ADD TO LIST PRICE</u>
PH-6000	Outside Pull Handle	\$42.10
MP-6000	Pull Handle Mounting Plate	\$10.20
MP-6182	Cylinder Mounting Pad with Locking Ring	\$12.80
CZ-1001	Mortise Key Cylinder (Zinc) with 1 Key & Ring	\$11.60
RZ-1003	Rim Cylinder (Zinc) with 2 Keys & Ring	\$7.50
ST-6312	Standard Surface Roller Strike	\$12.10
RE-6112	12" Rod Extender with Coupler	\$9.00
RE-6124	24" Rod Extender with Coupler	\$11.00
SN12-175	12-24 x 1.75 Sex Nut	\$1.00
7100 / 7300 Dogging Assembly		\$16.00

EXIT DEVICES

8000 SERIES HEAVY DUTY GRADE 1

		<u>US10B</u>	<u>US32D</u>
Rim Type			
8510S/8710S	Panic Rated, 36", Narrow Stile	\$503.80	\$486.90
8610S/8810S	Panic Rated, 36"	\$503.80	\$486.90
8510S/8710S	Panic Rated, 48", Narrow Stile	\$550.60	\$533.60
8610S/8810S	Panic Rated, 48"	\$550.60	\$533.60
8510F/8710F	Fire Rated, 36", Narrow Stile	\$562.40	\$545.30
8610F/8810F	Fire Rated, 36"	\$562.40	\$545.30
8510F/8710F	Fire Rated, 48", Narrow Stile	\$609.00	\$592.20
8610F/8810F	Fire Rated, 48"	\$609.00	\$592.20
Mortise Lock Type			
8620S/8820S	Panic Rated, 36"	\$873.00	\$855.00
8620S/8820S	Panic Rated, 48"	\$919.90	\$901.80
8620F/8820F	Fire Rated, 36"	\$931.70	\$913.60
8620F/8820F	Fire Rated, 48"	\$978.60	\$960.20
Surface Vertical Rod Type			
8530S/8730S	Panic Rated, 36", Narrow Stile	\$726.00	\$710.70
8630S/8830S	Panic Rated, 36"	\$726.00	\$710.70
8530S/8730S	Panic Rated, 48", Narrow Stile	\$773.10	\$757.50
8630S/8830S	Panic Rated, 48"	\$773.10	\$757.50
8530F/8730F	Fire Rated, 36", Narrow Stile	\$784.70	\$767.70
8630F/8830F	Fire Rated, 36"	\$784.70	\$767.70
8530F/8730F	Fire Rated, 48", Narrow Stile	\$831.50	\$814.70
8630F/8830F	Fire Rated, 48"	\$831.50	\$814.70
Concealed Vertical Rod Type			
8550S/8750S	Panic Rated, 36", Narrow Stile	\$726.00	\$709.30
8650S/8850S	Panic Rated, 36"	\$726.00	\$709.30
8550S/8750S	Panic Rated, 48", Narrow Stile	\$773.10	\$756.00
8650S/8850S	Panic Rated, 48"	\$773.10	\$756.00
8550F/8750F	Fire Rated, 36", Narrow Stile	\$784.70	\$767.70
8650F/8850F	Fire Rated, 36"	\$784.70	\$767.70
8550F/8750F	Fire Rated, 48", Narrow Stile	\$831.50	\$814.70
8650F/8850F	Fire Rated, 48"	\$831.50	\$814.70
Less Bottom Rod Surface Vertical Rod Type			
LBR8630S/8830S	Panic Rated, 36"	\$620.60	\$603.80
LBR8630S/8830S	Panic Rated, 48"	\$667.70	\$650.70
LBR8630F/8830F	Fire Rated, 36"	\$679.40	\$662.30
LBR8630F/8830F	Fire Rated, 48"	\$726.00	\$709.30



8000 SERIES ESCUTCHEON TRIMS

		<u>US10B</u>	<u>US32D</u>
Narrow Stile			
87L01A	Classroom/Cylinder	\$264.40	\$251.40
87L01B	Passage/Blank	\$250.00	\$238.40
87L01C	Night Latch	\$264.40	\$251.40
87L01D	Dummy	\$220.00	\$207.10
Wide Stile			
88L01A/89L01A	Classroom/Cylinder	\$264.40	\$251.40
88L01B/89L01B	Passage/Blank	\$250.00	\$238.40
88L01C/89L01C	Night Latch	\$264.40	\$251.40
88L01D/89L01D	Dummy	\$220.00	\$207.10



8000 SERIES PULL PLATES

		<u>US10B</u>	<u>US32D</u>
Narrow Stile			
84P-3A/85P-3A	Classroom/Cylinder with Thumbpiece	\$187.40	\$192.80
84P-3B/85P-3B	Passage/Blank with Thumbpiece	\$153.60	\$160.30
84P-3C/85P-3C	Night Latch/Cylinder	\$91.30	\$96.50
84P-3D/85P-3D	Dummy	\$56.10	\$61.30
Wide Stile			
86P-5A/87P-5A	Classroom/Cylinder with Thumbpiece	\$207.10	\$212.20
86P-5B/87P-5B	Passage/Blank with Thumbpiece	\$173.30	\$179.70
86P-5C/87P-5C	Night Latch/Cylinder	\$110.70	\$116.10
86P-5D/87P-5D	Dummy	\$75.60	\$80.80

EXIT DEVICES**8000 SERIES STRIKES**

		LIST PRICE
801	Rim Strike for 8510S/8710S, 8610S/8810S, 13/16" Projection	\$14.80
802	Rim Strike for 8510F/8710F, 8610F/8810F, 13/16" Projection	\$16.20
818	Mortise Strike for 8620S/8820S	\$13.40
828	Mortise Strike for 8620S/8820S	\$12.90
812	Top Strike for 8530S/8730S, 8630S/8830S, 29/32" Projection	\$14.80
822	Top Strike for 8530S/8730S, 8630S/8830S, 1-1/8" Projection	\$13.40
813	Top Strike for 8550S/8750S, 8650S/8850S	\$23.20
823	Top Strike for 8550S/8750S, 8650S/8850S, 3/4" Mortise	\$23.20
815	Bottom Strike for 8530S/8730S, 8630S/8830S, 8550S/8750S, 8650S/8850S	\$23.20
825	Bottom Strike for 8530S/8730S, 8630S/8830S, 8550S/8750S, 8650S/8850S	\$23.20
888	Strike for LBR8630S/8830S and Mullion 7200, 7/8" Projection	\$53.60
689	Hook for LBR8630S/8830S and Mullion 7200, 7/8" Projection	\$53.60
862	Threshold Strike, 6/16" Projection	\$10.40
720	Double Door Strike, 1-15/16" Projection	\$36.40
618	Sex Nut and Bolt for Standard 1-3/4" thick door	\$11.90
623	Sex Nut and Bolt for 2-1/4" thick door	\$11.90
630	Sex Nut and Bolt for 2-1/2" thick door	\$11.90

8000 SERIES AUXILIARY HARDWARE

		LIST PRICE
Surface Mounted Door Coordinators		
SMC-32	32" Length	\$118.50
SMC-42	42" Length	\$126.30
SMC-52	52" Length	\$135.60
SMC-60	60" Length	\$148.40
Filler Bars		
F6012	12" Length	\$11.90
F6020	20" Length	\$18.40
F6036	36" Length	\$31.40
F6048	48" Length	\$40.50
Mounting Brackets		
MB2	For Stop Width Over 2-1/4"	\$35.30
MB3	For Stop Width 7/8" to 2-1/4"	\$38.10
Keyed Removable Mullions		
7100	Non-Fire Rated Set	\$720.40
7200	Fire Rated Set	\$720.40

8000 SERIES OPTIONS

		ADD TO LIST PRICE
FL001	Fire Latch Bolt	\$41.30
CD	Keyed Cylinder Dogging	\$34.20
426	Rim Cylinder	\$35.30
526	Mortise Cylinder	\$38.60
208	Interchangeable Core, Mortise Cylinder	\$99.50
308	Interchangeable Core, Rim Cylinder	\$99.30
E	Dual Electric Latch Retraction and Dogging	\$870.00
R	Request-to-Exit Output, SPDT	\$100.30
L	Latch Position Status Output, SPDT, 3 Amp	\$100.30
EMC	Sequencer Module for Automatic Doors	\$187.90
AL-A	Exit Alarm, 9V Battery Operated, Monitors Push Bar	\$540.30
AL-B	Exit Alarm, 9V Battery Operated, Monitors Push Bar & Latch Bolt	\$592.20
MF/MS	Mortise Exit Device, Failsafe/Failsecure, 600/300 mA @ 12/24VDC	\$250.40
DE	Delayed Egress, Wall Mount Controller with Keypad Control and Reset	\$1,564.10
KDE	Delayed Egress, Wall Mount with Keypad/Keypress Control and Reset	\$1,689.40
G	Electric Dogging, 170/100 mA @ 12/24VDC	\$563.30
		LIST PRICE
EKE03/GKE03	Standard or R Lever Electric Trim, less Mortise Cylinder	\$844.80
LS	Electric Trim Locked/Unlocked Status, SPDT 3 Amp contact	\$100.30

EXIT DEVICES

EXIT MECHANICAL SWITCH BARS

MSB550V	Non-Latching Push Bar, 36" Standard, 628 Aluminum Anodized
MSB550Y	Non-Latching Push Bar, 36" Standard, 335 Black Anodized
MSB550S	Non-Latching Push Bar, 36" Standard, 629 Bright Stainless Steel
MSB550U	Non-Latching Push Bar, 36" Standard, 630 Brushed Stainless Steel

**LIST
PRICE**

Contact IDC

SURE EXIT® SENSE BARS

PSB560V	Request-To-Exit Sense Bar, Non-Latching, 628 Aluminum Anodized
PSB560Y	Request-To-Exit Sense Bar, Non-Latching, 335 Black Anodized
PSB560S	Request-To-Exit Sense Bar, Non-Latching, 629 Bright Stainless Steel
PSB560U	Request-To-Exit Sense Bar, Non-Latching, 630 Brushed Stainless Steel

**LIST
PRICE**

Contact IDC

EXIT BAR OPTIONS

2	2 SPDT Contacts (MSB550)
42	Bar for 42" Door (may be field cut)
48	Bar for 48" Door (may be field cut)
500GL-KIT	One Glass Door Mounting Kit with Adhesive for 8-10 Bars
500GL-MB	One Glass Door Mounting Kit without Adhesive
500-SK	Shim Kit
PT-3V	Armored Flex Conduit, less wires, with Wire Junction Box



**ADD TO
LIST PRICE**

Contact IDC

QUIET DUO™ LATCH RETRACTION / DOGGING KIT

LR100-K	Field Installed Retrofit Kit, 700 mA Inrush, 200 mA Continuous @ 24VDC
---------	--

**LIST
PRICE**

Contact IDC

Compatible Exit Devices

Adams Rite
Arrow
Cal-Royal
Corbin Russwin
Dor-O-Matic
Detex
Dorma

Falcon
Falcon IR
Jackson
Hager
Marshall Best
PDQ
PHI



Sargent
SDC
Stanley K2
Tell
TownSteel
Von Duprin
Yale

Customer to provide IDC with exit device for factory kit installation

LR-1L	Retrofit Latch Status Kit
LR-1R	Retrofit Pushpad/Dogging Status or REX Status Kit
602RF	1 Amp Power Supply for 1 to 2 Exit Devices
632RF	2 Amp Power Supply for 3 to 4 Exit Devices
EMC	Sequencer Module for Automatic Doors
PTH-2+4Q	16 Amp Inrush, Six Conductor Power Transfer Hinge
PTH-4Q	4-wire Electric Hinge, 1 Amp max.
PTH-4Q-DPS	4-wire Electric Hinge with Concealed Door Status Contact, 1 Amp max.
PTH-10Q	Ten Conductor Power Transfer Hinge
PT-3V	Armored Flex Conduit, less wires, with Wire Junction Box
PT-5	UL Listed Concealed Power Transfer Device
PTM-2	(2) 18 ga. Wires, 5 Amp @ 12/24V AC/DC
PTM-10	(10) 24 ga. Wires, 1 Amp @ 12/24V AC/DC
400U-L2	2 LEDs, 1 Red and 1 Green, 1 Gang Plate
400NU-L2	2 LEDs, 1 Red and 1 Green, Narrow Plate

**ADD TO
LIST PRICE**

Contact IDC

500 SERIES EXIT DEVICE REX SWITCHES

510-590	SPDT, 5 Amp @ 30VDC Switch Kits
---------	---------------------------------

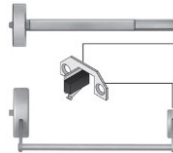
**LIST
PRICE**

Contact IDC

Compatible Exit Devices

Adams Rite
Cal Royal
Corbin
Dor-O-Matic

Hager
Jackson
Kawneer
Monarch



Precision
Sargent
Von Duprin
Yale

LOCKSETS & DEADBOLTS


3000L CYLINDRICAL LOCKS GRADE 2 (LEVER)

				626	613
3010L	Passage			\$71.00	\$73.70
3025L	Exit			\$62.80	\$65.50
3040L	Privacy			\$71.50	\$74.20
3053L	Entrance			\$73.70	\$76.40
3053LIC	Entrance, Interchangeable Core			\$73.70	\$76.40
3070L	Classroom			\$79.00	\$81.70
3070LIC	Classroom, Interchangeable Core			\$79.00	\$81.70
3080L	Storeroom			\$73.70	\$76.40
3080LIC	Storeroom, Interchangeable Core			\$73.70	\$76.40
3170L	Single Dummy			\$22.40	\$25.10

3000K CYLINDRICAL LOCKS GRADE 2 (KNOB)

				626	613
3010K	Passage			\$40.50	\$43.10
3040K	Privacy			\$41.50	\$44.10
3053K	Entrance			\$43.70	\$46.40
3070K	Classroom			\$48.20	\$50.60
3080K	Storeroom			\$43.70	\$46.40
3170K	Single Dummy			\$40.00	\$42.60

4000L SERIES CYLINDRICAL LOCKS GRADE 2

				626	613
4010L	Passage			\$75.20	\$77.90
4025L	Exit			\$67.00	\$69.70
4040L	Privacy			\$75.80	\$78.50
4053L	Entrance			\$77.90	\$80.50
4053LIC	Entrance, Interchangeable Core			\$77.90	\$80.50
4070L	Classroom			\$83.20	\$85.90
4070LIC	Classroom, Interchangeable Core			\$83.20	\$85.90
4080L	Storeroom			\$77.90	\$80.50
4080LIC	Storeroom, Interchangeable Core			\$77.90	\$80.50
4170L	Single Dummy			\$26.70	\$29.40

5000L CYLINDRICAL LOCKS GRADE 1

				626	613
5010L	Passage			\$106.20	\$108.90
5025L	Exit			\$110.00	\$103.70
5040L	Privacy			\$106.80	\$109.50
5053L	Entrance			\$108.90	\$111.60
5053LIC	Entrance, Interchangeable Core			\$108.90	\$111.60
5070L	Classroom			\$114.30	\$116.90
5070LIC	Classroom, Interchangeable Core			\$115.40	\$116.90
5080L	Storeroom			\$108.90	\$111.60
5080LIC	Storeroom, Interchangeable Core			\$108.90	\$111.60
5170L	Single Dummy			\$49.60	\$52.20

HEAVY-DUTY GRADE 1 DEADBOLTS

		626	605	613
40DBKTS6	Grade 1 Single Deadbolt, Key w/ Thumbturn	\$62.40	\$66.40	\$67.30
40DBKKS6	Grade 1 Double Deadbolt, 2 Keys	\$91.10	\$95.10	\$96.20
40DBINS6	Grade 1 Indicator Deadbolt	\$33.40	\$37.50	\$38.50
40DBBT	Grade 1 One Side Deadbolt, Blank w/ Thumbturn	\$57.30	\$61.30	\$62.40



Inside Rose Assembly Style Available

FINISHES AVAILABLE

SN	Satin Nickel	ORB	Oil Rubbed Bronze
SC	Satin Chrome	PVD	Lifetime Finish

DOOR HARDWARE

DEADLOCKS & DEADLATCHES



- * DT-1850 Long Throw Deadlock
- * DH-1820 Hook Bolt/Short Throw
- * DL-4510 Deadlatch

		SINGLE UNIT PRICE	QUANTITY PER CASE
31/32" or 1-1/8" Cylinder Backset			
DH-1820-H	Hook Bolt Deadlock Only	\$18.90	25
DH-1821-H	Hook Bolt Deadlock, Flat Faceplate	\$21.20	25
DH-1822-H	Hook Bolt Deadlock, Radius Faceplate	\$21.20	25
DH-1823-H	Hook Bolt Deadlock, Radius Weatherstripped	\$21.90	25
DH-1824-H	Hook Bolt Deadlock, Left Hand Beveled Faceplate	\$21.20	25
DH-1825-H	Hook Bolt Deadlock, Right Hand Beveled Faceplate	\$21.20	25
DH-1820-S	Short Throw Deadlock, 1-1/8" Backset	\$18.90	25
DH-1821-S	Short Throw Deadlock, Flat Faceplate	\$21.20	25
DH-1822-S	Short Throw Deadlock, Radius Faceplate	\$21.20	25
DH-1823-S	Short Throw Deadlock, Radius Weatherstripped	\$21.90	25
DH-1824-S	Short Throw Deadlock, Left Hand Beveled Faceplate	\$21.20	25
DH-1825-S	Short Throw Deadlock, Right Hand Beveled Faceplate	\$21.20	25
DT-1850	Long Throw Deadlock Only	\$18.90	25
DT-1851	Long Throw Deadlock, Flat Faceplate	\$21.20	25
DT-1852	Long Throw Deadlock, Radius Faceplate	\$21.20	25
DT-1853	Long Throw Deadlock, Radius Weatherstripped	\$21.90	25
DT-1854	Long Throw Deadlock, Left Hand Beveled Faceplate	\$21.20	25
DT-1855	Long Throw Deadlock, Right Hand Beveled Faceplate	\$21.20	25
DL-4510	Deadlatch Only, Field Reversible	\$22.30	25
DL-4511	Deadlatch Deadlock, Flat Faceplate	\$24.70	25
DL-4512	Deadlatch Deadlock, Radius Faceplate	\$24.70	25
DL-4513	Deadlatch Deadlock, Radius Weatherstripped	\$25.30	25
DL-4514	Deadlatch Deadlock, Left Hand Beveled Faceplate	\$24.70	25
DL-4515	Deadlatch Deadlock, Right Hand Beveled Faceplate	\$24.70	25
1-1/2" Cylinder Backset			
DH-1820-H	Hook Bolt Deadlock Only	\$22.30	25
DH-1821-H	Hook Bolt Deadlock, Flat Faceplate	\$24.70	25
DH-1822-H	Hook Bolt Deadlock, Radius Faceplate	\$24.70	25
DH-1823-H	Hook Bolt Deadlock, Radius Weatherstripped	\$25.30	25
DH-1824-H	Hook Bolt Deadlock, Left Hand Beveled Faceplate	\$24.70	25
DH-1825-H	Hook Bolt Deadlock, Right Hand Beveled Faceplate	\$24.70	25
DT-1850	Long Throw Deadlock Only	\$22.30	25
DT-1851	Long Throw Deadlock, Flat Faceplate	\$24.70	25
DT-1852	Long Throw Deadlock, Radius Faceplate	\$24.70	25
DT-1853	Long Throw Deadlock, Radius Weatherstripped	\$25.30	25
DT-1854	Long Throw Deadlock, Left Hand Beveled Faceplate	\$24.70	25
DT-1855	Long Throw Deadlock, Right Hand Beveled Faceplate	\$24.70	25

DOOR HARDWARE

FACEPLATES



		SINGLE UNIT PRICE	QUANTITY PER CASE
For Use with DH-1820-H and DH-1820-S			
FP-1821	Flat	\$2.40	25
FP-1822	Radius	\$2.40	25
FP-1823	Radius Weatherstripped	\$3.30	25
FP-1824	Left Hand Beveled	\$2.40	25
FP-1825	Right Hand Beveled	\$2.40	25
For Use with DT-1850			
FP-1851	Flat	\$2.40	25
FP-1852	Radius	\$2.40	25
FP-1853	Radius Weatherstripped	\$3.30	25
FP-1854	Left Hand Beveled	\$2.40	25
FP-1855	Right Hand Beveled	\$2.40	25
For Use with DL-4510			
FP-4511	Flat	\$2.40	25
FP-4512	Radius	\$2.40	25
FP-4513	Radius Weatherstripped	\$3.30	25
FP-4514	Left Hand Beveled	\$2.40	25
FP-4515	Right Hand Beveled	\$2.40	25



LOCK AND FACEPLATE FINISHES

AL	Anodized Dull Aluminum	N/C
BK	Anodized Black	
DU	Anodized Bronze	

LEVER & PADDLE HANDLES



			LIST PRICE
PH-4521	Paddle Handle with Cam Plug, "Push" to the Left		\$60.90
PH-4522	Paddle Handle with Cam Plug, "Push" to the Right		\$60.90
PH-4523	Paddle Handle with Cam Plug, "Pull" to the Left		\$60.90
PH-4524	Paddle Handle with Cam Plug, "Pull" to the Right		\$60.90
CP-4560	Cam Plug Only		\$6.70
HL-4560	Lever Handle with Cam Plug		\$28.70

LEVER & PADDLE HANDLE FINISHES

AL	Baked Dull Aluminum Paint	N/C
DU	Baked Storefront Bronze Paint	

STRIKE SETS



For DL-4510 Deadlatch			SINGLE UNIT PRICE	QUANTITY PER CASE
SS-4510	Standard Strike		\$7.70	100
SC-4510	Strike Set		\$11.90	100
SC-4520	Strike Set for MS Type Lock Replacement		\$10.10	100
SC-4540-1	Strike Set, 4" Jamb		\$13.20	100
SC-4545-1	Strike Set, 4-1/2" Jamb		\$13.50	100
SC-4540-2	Strike Set for MS Type Lock Replacement, 4" Jamb		\$15.80	100
SC-4545-2	Strike Set for MS Type Lock Replacement, 4-1/2" Jamb		\$17.10	100

DOUBLE LIPPED STRIKES

For Center Hung Door			US32D	US4 US10, US10B,	US3, US32
DS4510	5-3/4" x 2-3/4"		\$73.90	\$89.80	\$104.70
DS4520	6-3/4" x 2-3/4"				
For 1/8" Inset Door					
DS4530	5-3/4" x 2-3/4"				
DS4540	6-3/4" x 2-3/4"				
SDS4500	Custom Size for Cylindrical or Mortise			Contact IDC	

DUST PROOF STRIKES

1870	Rectangular		US26D US32D	US4 US10, US10B,	US3, US4, US10, US10B
			\$21.20		\$27.30

COMBO DOUBLE LIPPED STRIKE AND RESCUE STOPS

For Center Hung Door			US32D	US4 US10, US10B,	US3, US32
CR4550/CR4591	5-3/4" x 2-3/4"		\$218.70	\$272.70	\$288.60
CR4560/CR4592	6-3/4" x 2-3/4"				
For 1/8" Inset Door					
CR4570/CR4594	5-3/4" x 2-3/4"		\$218.70	\$272.70	\$288.60
CR4580/CR4596	6-3/4" x 2-3/4"				
SCR4550/SCR4590	Custom Size for Cylindrical Latch			Contact IDC	
SCRM4550/SCRM4590	Custom Size for Mortise Lock			Contact IDC	

RESCUE STOPS

4590	Stand Alone Rescue Stop		US32D	US4 US10, US10B,	US3, US32
			\$145.10	\$196.50	\$215.10

FLUSH BOLTS

		SINGLE UNIT PRICE	QUANTITY PER CASE
Positive "U" Joint Actuator with 5/8" Throw			
FB-1201	1/8" Offset with 7/8" Backset, without Guide	\$11.60	20
FB-1202	1/8" Offset with 7/8" Backset, with Guide	\$12.10	20
FB-1203	1/4" Offset with 7/8" Backset, without Guide	\$11.60	20
FB-1204	1/4" Offset with 7/8" Backset, with Guide	\$12.10	20
FB-1205	3/16" Offset with 7/8" Backset, without Guide	\$11.60	20
FB-1206	3/16" Offset with 7/8" Backset, with Guide	\$12.10	20
Positive "U" Joint Actuator with 7/8" Throw			
FB-2201	1/8" Offset with 7/8" Backset, without Guide	\$11.60	20
FB-2202	1/8" Offset with 7/8" Backset, with Guide	\$12.10	20
FB-2203	1/4" Offset with 7/8" Backset, without Guide	\$11.60	20
FB-2204	1/4" Offset with 7/8" Backset, with Guide	\$12.10	20



FLUSH BOLT FINISHES

AL	Baked Dull Aluminum Paint	N/C
BK	Baked Black Paint	
DU	Baked Storefront Bronze Paint	

BOLTS & COORDINATORS

FLUSH BOLT ACCESSORIES

		SINGLE UNIT PRICE	QUANTITY PER CASE
ER-1200	Flush Bolt Extension Rod, 12"	\$4.50	10
FG-1200	Standard Flush Bolt Guide	\$1.20	50
FG-1250	Extended Hole Flush Bolt Guide	\$1.20	50
FR-1200-RM	Flush Bolt Rod with Round Tip	\$4.60	10
FR-1600-S	Flush Bolt Rod with Square Tip	\$5.20	10



AUTOMATIC FLUSH BOLTS

		US32D	US3, US4, US10, US10B
1860P	Pair for Metal Doors	\$159.80	\$172.10
1862P	Pair for Wood Doors	\$172.10	\$184.30



MANUAL FLUSH BOLTS

		US26D	US3, US4, US10, US10B
1855S	Single for Metal Doors	\$44.40	\$50.60
1857S	Single for Wood Doors	\$50.60	\$56.70



SURFACE BOLTS

		US32D
1815TB	8" with Top & Bottom Strike	\$97.20
1815TBL	8" with Top & Bottom Strike, Locking Bracket	\$121.80
1815TBDL	8" with Top & Bottom Strike, Double Locking Bracket	\$134.00
1825TB	12" with Top & Bottom Strike	\$124.40
1825TBL	12" with Top & Bottom Strike, Locking Bracket	\$148.80
1825TBDL	12" with Top & Bottom Strike, Double Locking Bracket	\$161.10
HD1825TB	12" with Top & Bottom Strike, Heavy Duty	\$181.90
HD1835TB	24" with Top & Bottom Strike, Heavy Duty	\$233.40



Continue to Bolts, Cylinders and Roller Latches on the next page

BOLTS & COORDINATORS

THRESHOLD BOLTS

		SINGLE UNIT PRICE	QUANTITY PER CASE
TB-4015	Threshold Bolt Kit for up to 53-1/2" Cylinder Height	\$12.10	50
TB-4016	Threshold Bolt Kit for 34"-37" Cylinder Height	\$12.10	50



HEADER BOLTS

		SINGLE UNIT PRICE	QUANTITY PER CASE
HB-4085	Header Bolt Set for 84" Height Door	\$22.40	50
HB-4086	Header Bolt Set for 96"-108" Height Door	\$23.20	50
HB-4087	Header Bolt Set for 120" Height Door	\$25.00	50
HS-4089	Header Sign	\$2.70	100
HB-4015-N	Special Header Bolt Set	\$29.20	50
ER-4015-N	Extension Rod Kit for 8'-9' Door Heights	\$6.70	50



CYLINDERS

		SINGLE UNIT PRICE	QUANTITY PER CASE
CZ-1001	Pair of Mortise Key Cylinders (Zinc) with 2 Keys & 2 Rings	\$11.60	100 pairs
DC-2001	Mortise Dummy Cylinder (Zinc) with Ring	\$4.60	100
RZ-1003	Rim Cylinder (Zinc) with 2 Keys & Ring	\$7.50	100
TZ-3001	Mortise Thumbturn Cylinder (Zinc) with Ring	\$5.70	100
CG-4043	Cylinder Guard Set	\$7.30	100
CR-1155	5/32" Cylinder Ring	\$1.00	100
CR-1195	Standard Cylinder Ring	\$1.00	100
CR-1215	7/32" Cylinder Ring	\$1.00	100



CYLINDER FINISHES

AL	Anodized Dull Aluminum	N/C
BK	Anodized Black	
DU	Anodized Bronze	



LOCK INDICATOR SET

		SINGLE UNIT PRICE	QUANTITY PER CASE
HS-4089	Header Sign Only	\$2.70	100
LI-4088	Lock Indicator Only	\$7.90	50
LI-4089	Lock Indicator Set	\$9.20	50



LOCK INDICATOR FINISHES

AL	Baked Dull Aluminum Paint	N/C
BK	Baked Black Paint	
DU	Baked Storefront Bronze Paint	

STAINLESS STEEL ROLLER LATCHES

		US32D	US3, US4, US10, US10B US32
1890	5/16" Projection, Cast Strike	\$66.60	\$76.40
1890S	5/16" Projection, Custom Strike		
1891	5/16" Projection, ASA Strike	\$75.10	\$86.10
1892	5/16" Projection, T-Strike	\$66.60	\$76.40
1893	Integrated Angle Stop, Cast Strike	\$130.30	\$148.80
1894	5/16" Projection, Extended Cast Strike	\$75.10	\$86.10
1895	1/2" Projection, T-Strike	\$88.60	\$102.10
1896	1/2" Projection, ASA Strike	\$98.30	\$113.20
1897	1/2" Projection, Cast Strike	\$88.60	\$102.10
1898	1/2" Projection, Extended Cast Strike	\$100.90	\$115.70



DOOR HANDLES & BARS

OFFSET PULL HANDLES



PH-4000-9
PH-4000-10
PH-4000-12
PH-4000-2-9
PH-4000-2-10
PH-4000-2-12

CTC 9"
CTC 10"
CTC 12"
CTC 9" Set
CTC 10" Set
CTC 12" Set



AL LIST PRICE	DU LIST PRICE
\$40.40	\$41.80
\$43.10	\$44.30
\$46.40	\$48.20
\$80.80	\$83.60
\$86.20	\$88.60
\$92.80	\$96.40

PUSH BARS



PB-1000-33
PB-1000-39
PB-1000-45
PB-2000-33
PB-2000-39
PB-2000-45

CTC 33-1/16", Single Bend
CTC 39-1/16", Single Bend
CTC 45-1/16", Single Bend
CTC 33-1/16", Double Bend
CTC 39-1/16", Double Bend
CTC 45-1/16", Double Bend



AL LIST PRICE	DU LIST PRICE
\$62.80	\$65.80
\$74.40	\$77.10
\$89.00	\$91.60
\$65.40	\$68.10
\$76.10	\$78.70
\$91.00	\$93.50

PUSH/PULL SETS

PP-1000-9-33
PP-1000-10-33
PP-1000-12-33
PP-1000-9-39
PP-1000-10-39
PP-1000-12-39
PP-1000-9-45
PP-1000-10-45
PP-1000-12-45
PP-2000-9-33
PP-2000-10-33
PP-2000-12-33
PP-2000-9-39
PP-2000-10-39
PP-2000-12-39
PP-2000-9-45
PP-2000-10-45
PP-2000-12-45

CTC 9" Pull Handle, 33-1/16" Single Bend Push Bar
CTC 10" Pull Handle, 33-1/16" Single Bend Push Bar
CTC 12" Pull Handle, 33-1/16" Single Bend Push Bar
CTC 9" Pull Handle, 39-1/16" Single Bend Push Bar
CTC 10" Pull Handle, 39-1/16" Single Bend Push B
CTC 12" Pull Handle, 39-1/16" Single Bend Push B
CTC 9" Pull Handle, 45-1/16" Single Bend Push Bar
CTC 10" Pull Handle, 45-1/16" Single Bend Push Bar
CTC 12" Pull Handle, 45-1/16" Single Bend Push Bar
CTC 9" Pull Handle, 33-1/16" Double Bend Push Bar
CTC 10" Pull Handle, 33-1/16" Double Bend Push Bar
CTC 12" Pull Handle, 33-1/16" Double Bend Push Bar
CTC 9" Pull Handle, 39-1/16" Double Bend Push B
CTC 10" Pull Handle, 39-1/16" Double Bend Push I
CTC 12" Pull Handle, 39-1/16" Double Bend Push I
CTC 9" Pull Handle, 45-1/16" Double Bend Push Bar
CTC 10" Pull Handle, 45-1/16" Double Bend Push Bar
CTC 12" Pull Handle, 45-1/16" Double Bend Push Bar



AL LIST PRICE	DU LIST PRICE
\$103.20	\$107.60
\$105.90	\$110.10
\$109.20	\$114.00
\$114.80	\$118.90
\$117.50	\$121.40
\$120.80	\$125.30
\$122.50	\$133.40
\$129.40	\$135.90
\$132.10	\$139.80
\$135.40	\$109.90
\$105.80	\$112.40
\$108.50	\$116.30
\$111.80	\$120.50
\$116.50	\$123.00
\$119.20	\$126.90
\$131.40	\$135.30
\$134.10	\$137.80
\$137.40	\$141.70

PUSH/PULL FINISHES

AL	Anodized Dull Aluminum	N/C
DU	Anodized Bronze	

PUSH/PULL HARDWARE

	LIST PRICE
T1-AL	All Glass Door Push/Pull Thru Bolt Set, Aluminum Cap \$2.50
T1-DU	All Glass Door Push/Pull Thru Bolt Set, Storefront Bronze Cap \$2.50
T5-Z	BTB Fastener \$3.70
T6-Z	Concealed Studs \$3.30

PIVOTS

OFFSET PIVOT SETS

			<u>SINGLE UNIT PRICE</u>	<u>QUANTITY PER CASE</u>
OP-7000 Series*	Kawneer Type		\$57.10	25
OP-2000 Series	Flush or Recessed Door		\$23.20	50
OP-3000 Series*	Flush or Recessed Door		\$23.70	50
OP-4000 Series*	Flush Doors		\$23.70	50
OP-5000 Series*	1/8" Recessed Doors		\$33.40	50
OP-6000 Series*	7/64" Recessed Doors		\$25.10	50
OP-1689 Series	Jackson Style Pivot Set (Only Available at IDC West Warehouse)		\$97.30	50

*Please specify handing when ordering

OFFSET PIVOT SET FINISHES

AL	Baked Dull Aluminum Paint	N/C
BK	Baked Black Paint	
DU	Baked Storefront Bronze Paint	

INTERMEDIATE PIVOT SETS

			<u>SINGLE UNIT PRICE</u>	<u>QUANTITY PER CASE</u>
IP-1900 Series	Mortised		\$36.60	50
IP-2200 Series	Slotted		\$43.20	50

INTERMEDIATE PIVOT SET FINISHES



AL	Baked Dull Aluminum Paint	N/C
BK	Baked Black Paint	
DU	Baked Storefront Bronze Paint	

BOTTOM PIVOTS

			<u>SINGLE UNIT PRICE</u>	<u>QUANTITY PER CASE</u>
600-PS	Floor Mount		\$42.10	50

HEAVY DUTY HINGES

ALUMINUM CONTINUOUS GEARED HINGES

			<u>83"</u>	<u>95"</u>	<u>120"</u>
117FMC		Full Concealed	\$134.80	\$152.10	\$189.00
117FMD		Full Concealed	\$140.80	\$158.10	\$195.00
217FMC		Full Concealed, Mortise Geared Hinge	\$148.50	\$167.80	\$208.30
217FMD		Full Concealed, Mortise Geared Hinge	\$154.50	\$173.80	\$214.30
317FSC		Full Surface	\$185.40	\$210.20	\$261.20
317FSD		Full Surface	\$191.40	\$216.20	\$267.20
417FSC		Full Surface	\$174.90	\$198.10	\$246.10
417FSD		Full Surface	\$180.90	\$204.10	\$252.10
517FSC		Full Surface	\$181.40	\$205.70	\$256.20
517FSD		Full Surface	\$187.40	\$211.70	\$262.20
617HSC		Half Surface	\$181.40	\$205.70	\$256.20
617HSD		Half Surface	\$187.40	\$211.70	\$262.20

ALUMINUM CONTINUOUS HINGE FINISHES

C	Clear
D	Dark Bronze

ARCHITECTURAL HINGES

FULL MORTISE BALL BEARING BUTT HINGES

		<u>LIST PRICE</u> Contact IDC
Standard Weight		
IDCBB814545US26D	5 Knuckle Ball Bearing 4.5 x 4.5 Steel Hinge, Dull Chrome	
IDCBB814545US10B	5 Knuckle Ball Bearing 4.5 x 4.5 Steel Hinge, Oil Rubbed Bronze	
IDCBB514545US32D	5 Knuckle Ball Bearing 4.5 x 4.5 Stainless Steel Hinge	
IDCBB814540-820	5 Knuckle Ball Bearing 4.5 x 4.0 Hinge, Aluminum Powder Coat	
IDCBB814540-812	5 Knuckle Ball Bearing 4.5 x 4.0 Hinge, Dark Bronze Powder	
IDCBB814540-800	5 Knuckle Ball Bearing 4.5 x 4.0 Hinge, Black Powder Coat	
Heavy Weight		
IDC4B814545US26D	5 Knuckle Ball Bearing 4.5 x 4.5 Steel Hinge, Dull Chrome	
IDC4B814545US10B	5 Knuckle Ball Bearing 4.5 x 4.5 Steel Hinge, Oil Rubbed Bronze	
IDC4B514545US32D	5 Knuckle Ball Bearing 4.5 x 4.5 Stainless Steel Hinge	

FULL MORTISE SPRING BUTT HINGES

		<u>LIST PRICE</u> Contact IDC
IDCSP814545US26D	Spring Hinge 4.5 x 4.5 Steel Hinge, Dull Chrome	
IDCSP814545US10B	Spring Hinge 4.5 x 4.5 Steel Hinge, Oil Rubbed Bronze	

FULL MORTISE SWING CLEAR BALL BEARING BUTT HINGES

		<u>LIST PRICE</u> Contact IDC
IDCSCBB814545US26D	Swing Clear 4.5 x 4.5 Steel Hinge, Dull Chrome	
IDCSCBB814545US10B	Swing Clear 4.5 x 4.5 Steel Hinge, Oil Rubbed Bronze	

BUTT HINGE OPTIONS

		<u>ADD TO LIST PRICE</u> Contact IDC
NRP	Non-Removable Pin	

All butt hinges are available in other types, sizes, and finishes



POWER TRANSFERS

POWER TRANSFER HINGES

		<u>LIST PRICE</u> Contact IDC
PTH-4Q	Four Conductor Power Transfer Hinge	
PTH-4Q-DPS	Four Conductor Power Transfer Hinge with Door Status Contact	
PTH-10Q	Ten Conductor Power Transfer Hinge	
PTH-10Q-DPS	Ten Conductor Power Transfer Hinge with Door Status Contact	
PTH-2+4Q	16 Amp Inrush, Six Conductor Power Transfer Hinge	
PTH-2+4Q-DPS	16 Amp Inrush, Six Conductor Power Transfer Hinge with Door Status	



POWER TRANSFER HINGE FINISHES

Q	626	Dull Chrome (Standard)	N/C
C	605	Bright Brass	
H	613	Oil Rubbed Bronze	
P	625	Bright Chrome	

POWER TRANSFERS

		<u>LIST PRICE</u> Contact IDC
PT-5	Concealed Power Transfer Device, UL Listed	
PT-2U	Armored Flex Conduit, less wires, 18" long, 1/4" ID	
PT-3V	Armored Flex Conduit, less wires, with Wire Junction Box	



POWER TRANSFER DEVICES

		<u>LIST PRICE</u> Contact IDC
PT1000	(10) 24 AWG Wires (S5 OR US28)	
PT200	(2) 18 AWG Wires (S5 OR US28)	
PT1000EZ	(12) 24 AWG Wires with Molex Connectors (S5 or US28)	
PT200EZ	(2) 18 AWG Wires with Molex Connectors (S5 or US28)	
PTC5E	CAT-5E Ethernet Cable Wire (S5 or US28)	
PT105/PTR105	Square or Rounded 105° Door Swing, No Wire Provided (US32D)	
PT180/PTR180	Square or Rounded 180° Door Swing, No Wire Provided (US32D)	
PTS105/180	Security Bracket (US32D)	
PTM-2	(2) 18 ga. Wires, 5 Amp @ 12/24V AC/DC	
PTM-10	(10) 24 ga. Wires, 1 Amp @ 12/24V AC/DC	



DOOR STOPS & HOLDERS

KICK DOWN HOLDERS



DH-6000 Heavy Duty Kick Down Holder
 DH-6000-TIP Replacement Rubber Bottom Tip

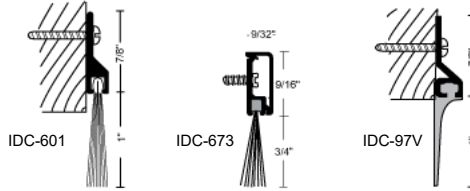


LIST PRICE
\$24.00
\$2.00

DOOR SWEEPS / GASKETING

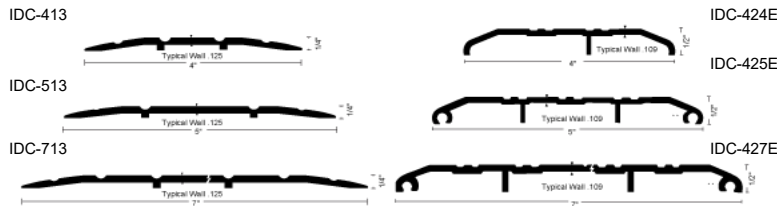
SWEEPS / GASKETING

		36"	48"
IDC-601A	7/8" x 1" Aluminum Door Sweep/Brush	\$36.00	\$48.00
IDC-601DKB	7/8" x 1" Dark Bronze Door Sweep/Brush	\$45.20	\$60.20
IDC-673A	9/16" x 1" Aluminum Door Sweep/Brush, Concealed	\$34.50	\$46.00
IDC-673DKB	9/16" x 1" Dark Bronze Door Sweep/Brush, Concealed	\$45.00	\$60.00
IDC-97VA	7/8" x 1" Aluminum Door Sweep/Vinyl	\$17.40	\$23.20
IDC-97VDKB	7/8" x 1" Dark Bronze Door Sweep/Vinyl	\$22.30	\$29.70



Thresholds

		36"	48"	72"
IDC-413	1/4" x 4" Aluminum Handicap Threshold	\$35.70	\$47.60	\$71.40
IDC-413DKB	1/4" x 4" Dark Bronze Handicap Threshold	\$60.00	\$80.00	\$120.00
IDC-424E	1/2" x 4" Aluminum Handicap Threshold	\$41.30	\$55.10	\$82.60
IDC-424EDKB	1/2" x 4" Dark Bronze Handicap Threshold	\$60.90	\$81.20	\$121.80
IDC-425E	1/2" x 5" Aluminum Saddle Threshold	\$53.10	\$70.80	\$106.20
IDC-425EDKB	1/2" x 5" Dark Bronze Saddle Threshold	\$80.50	\$107.80	\$161.00
IDC-427E	1/2" x 7" Aluminum Saddle Threshold	\$91.40	\$121.90	\$182.80
IDC-427EDKB	1/2" x 7" Dark Bronze Saddle Threshold	\$116.90	\$155.90	\$233.80
IDC-513	1/4" x 5" Aluminum Saddle Threshold	\$53.10	\$70.80	\$106.20
IDC-513DKB	1/4" x 5" Dark Bronze Saddle Threshold	\$81.90	\$109.20	\$163.80
IDC-713	1/4" x 7" Aluminum Saddle Threshold	\$90.20	\$120.30	\$180.40
IDC-713DKB	1/4" x 7" Dark Bronze saddle Threshold	\$118.00	\$157.40	\$236.00
IDC-1013	1/4" x 10" Aluminum Saddle Threshold	\$149.10	\$198.80	\$298.20
IDC-1013DKB	1/4" x 10" Dark Bronze Saddle Threshold	\$185.00	\$246.70	\$370.00



IDC-404	3/8" x 4" Aluminum Carpet Divider	\$51.50	\$68.70	\$103.00
IDC-404DKB	3/8" x 4" Dark Bronze Carpet Divider	\$70.20	\$93.60	\$140.40
IDC-414	3/8" x 1-3/4" Aluminum Carpet & Tile Divider	\$28.70	\$38.30	\$57.40
IDC-414DKB	3/8" x 1-3/4" Dark Bronze Carpet & Tile Divider	\$34.50	\$46.00	\$69.00

TRANSMITTERS

10 SERIES 433 MHz TRANSMITTER

10RD433	433 MHz Digital Receiver
10RD433EH	433 MHz Digital Receiver Extended Hold
10TD433HH1	433 MHz Digital Handheld Transmitter 1 Button
10TD433HH2	433 MHz Digital Handheld Transmitter 2 Buttons
10TD433HH3	433 MHz Digital Handheld Transmitter 3 Buttons
10TD433HH4	433 MHz Digital Handheld Transmitter 4 Buttons
10TD433PB3V	433 MHz Digital Wired Transmitter 1 Button with 3 Volt Battery
10TD433PB9V	433 MHz Digital Wired Transmitter 1 Button with 9 Volt Battery



LIST
PRICE
Contact IDC

10 SERIES 900 MHz TRANSMITTER

10RD900	900 MHz Digital Receiver
10TD900HH1	900 MHz Digital Handheld Transmitter 1 Button
10TD900HH2	900 MHz Digital Handheld Transmitter 2 Buttons
10TD900HH3	900 MHz Digital Handheld Transmitter 3 Buttons
10TD900HH4	900 MHz Digital Handheld Transmitter 4 Buttons
10TD900PB	900 MHz Digital Hardwired Transmitter
10TD900RT	900 MHz Digital Retrofit Transmitter



LIST
PRICE
Contact IDC

BOLLARDS

10 SERIES BOLLARDS


10BOLLARDBLK	Bollard 42"H X 6"W X 4"D Black
10BOLLARDBRZ	Bollard 42"H X 6"W X 4"D Bronze
10BOLLARDSLVL	Bollard 42"H X 6"W X 4"D Silver



LIST
PRICE
Contact IDC

KEY PADS & CARD READERS

918 INDOOR ENTRY CHECK™ DIGITAL KEYPAD

918		Indoor Blue Backlit, Moisture Resistant, Thick S.S. Faceplate 3/32", 500 User Codes, 2 Relays, Timed Anti-Passback, Request-to-Exit/Enter Input	<u>LIST PRICE</u> Contact Us
918W		With Wiegand Output	


918 INDOOR ENTRY CHECK™ FINISHES

					<u>ADD TO LIST PRICE</u> Contact Us
U	630	Dull Stainless Steel (Standard)			
C	605	Bright Brass	H	613	Oil Rubbed Bronze
D	606	Dull Brass	P	625	Bright Chrome

918 INDOOR ENTRY CHECK™ OPTIONS

			<u>ADD TO LIST PRICE</u> Contact Us
TR12		Plug-In Power Supply	
900-PS		Privacy and Rain Shroud for 918 & 920	

920 INDOOR/OUTDOOR ENTRY CHECK™


920		Heavy Cast Vandal Resistant Housing, Heavy Cast Blue Backlit Keys, 500 User Codes, 2 Relays, Timed Anti-Passback, Request-to-Exit/Enter Input	<u>LIST PRICE</u> Contact Us
920P		With Prox Reader	
920PW		With Prox Reader & Wiegand Output	

921P/924P INDOOR/OUTDOOR 2-PIECE ENTRY CHECK™

			<u>LIST PRICE</u> Contact Us
921P		Heavy Cast Vandal Resistant Housing, Heavy Cast Blue Backlit Keys, 2-Piece Configuration Keypad with Prox Reader and Controller, 500 User Codes	
924P		2-Piece Configuration Narrow Keypad with Prox Reader and Controller	



923/923P NARROW INDOOR/OUTDOOR ENTRY CHECK™

923		Heavy Cast Vandal Resistant Housing, Heavy Cast Blue Backlit Keys, Narrow Keypad, 500 User Codes, 2 Relays, Request-to-Exit/Enter Input	<u>LIST PRICE</u> Contact Us
923P		With Prox Reader	
923PW		With Prox Reader & Weigand Output	

E5 ENTRY CHECK™ PC MANAGED OR STANDALONE ACCESS CONTROL

			<u>LIST PRICE</u> Contact Us
E5P		Controller, HID Compatible Prox and PIN Reader, and Remote Relay Module	
E5C		Controller Only	



KEY PADS & CARD READERS

E5 ENTRY CHECK™ ACCESS CONTROL WEIGAND FORMAT CARD AND KEYPAD READERS

		<u>LIST PRICE</u>
6005B	HID Proximity Reader	<u>Contact Us</u>
E5PW	Proximity Reader, HID Compatible	
E5KPW	Proximity and PIN Reader, HID Compatible	
K30W	Narrow Keypad Reader	
K40W	1 Gang Keypad Reader, Heavy Duty Stainless Steel	

E5 ENTRY CHECK™ ACCESS CONTROL PC DATA INTERFACE HARDWARE

		<u>LIST PRICE</u>
E5DI-1	RS485 to USB Data Converter for 1 PC	<u>Contact Us</u>
E5DI-2	RS485/TCP/IP Data Converter for Multiple PCs	

CARDS AND KEY FOBBS

		<u>LIST PRICE</u>
HID1326-25	HID ProxCard® II, 25 cards	<u>Contact Us</u>
HID1326-100	HID ProxCard® II, 100 cards	
HID1346-10	HID ProxKey® II, 10 key fobs	
HID1346-100	HID ProxKey® II, 100 key fobs	



MAGLOCKS - UL LISTED ELECTROMAGNETIC LOCKS

10 SERIES UL LISTED MAGLOCKS

		<u>LIST PRICE</u>
1200lb Holding Force		
10MAGLOCK1UL	Single	<u>Contact Us</u>
10MAGLOCK5UL	Double	
600lb Holding Force		
10MAGLOCK3UL	Single	
10MAGLOCK6UL	Double	



10 SERIES DELAYED EGRESS UL MAGLOCK KIT

		<u>LIST PRICE</u>
1200lb Holding Force		
10MAGDE1	All-in-one Delayed Egress Maglock Kit for Single Outswinging Doors (includes Maglock, Resettable Key Switch, External Sounder, & Alarm Signage)	<u>Contact Us</u>

Mortise cylinder not included

10 SERIES UL LISTED MAGLOCK ACCESSORIES

		<u>LIST PRICE</u>
10LZBRMAG1UL	(1) L Bracket & (1) Z Bracket for use with 10MAGLOCK1UL	<u>Contact Us</u>
10LZBRMAG3UL	(1) L Bracket & (1) Z Bracket for use with 10MAGLOCK3UL	
10UBRACKETUL	U-Bracket for Mounting to a Glass Door up to 1/2" thick	
MAG5LZUL	(2) L Brackets & (2) Z Brackets for use with 10MAGLOCK5UL	
MAG6LZUL	(2) L Brackets & (2) Z Brackets for use with 10MAGLOCK6UL	
10FILLER12UL	1/2" x 1 1/4" Filler Bar	
10FILLER34UL	3/4" x 1 1/4" Filler Bar	
10SPACER1UL	Vertical Spacer for use with 1200lb UL Listed Maglocks	
10SPACER3UL	Vertical Spacer for use with 600 lb UL Listed Maglocks	
10RIMHOUSING1UL	Armature Housing for use with 1200lb UL Listed Maglocks	
10RIMHOUSING3UL	Armature Housing for use with 600lb UL Listed Maglocks	



		<u>SINGLE</u>	<u>DOUBLE</u>
Plated			
Special Order - No Cancellations, No Returns			
P	625 Bright Chrome	<u>Contact Us</u>	<u>Contact Us</u>
Q	626 Dull Chrome		

10 SERIES WEATHER RESISTANT UL LISTED MAGLOCKS

		<u>LIST PRICE</u>
1200lb Holding Force		
10GL1200SR	Side Mount, without Conduit Fitting	<u>Contact Us</u>
10GL1200R	Front Mount, with Conduit Fitting	
10LZBRGATE1200	(1) L Bracket & (1) Z Bracket	



STRIKES

15 SERIES ELECTRIC STRIKES

For Cylindrical & Mortise Locksets with 5/8"-3/4" Latch Bolts

15-4F12U	4-7/8", Failsafe, 12VDC
15-4F24U	4-7/8", Failsafe, 24VDC
15-4S12U	4-7/8", Failsecure, 12VDC
15-4S24U	4-7/8", Failsecure, 24VDC
	<i>630 Dull Stainless Steel Standard Finish</i>



LIST PRICE
Contact Us

25 SERIES ELECTRIC STRIKES

For Cylindrical & Mortise Locksets with up to 5/8" Throw Latch Bolts

25-4U	4-7/8" Square Corner, Failsecure, Reversible Failsafe
	<i>630 Dull Stainless Steel Standard Finish</i>



LIST PRICE
Contact Us

25 SERIES OPTIONS

BR64XL	Rectifier for AC Operation
RMB	Buzzer, 12/24V AC/DC Operation

ADD TO LIST PRICE
Contact Us

30 SERIES ELECTRIC STRIKES

For Rim Mount Exit Devices with Pullman Latch Bolts

30-4-12	Stainless Steel 3/4", Failsecure, .51 Amp @ 12VDC
30-4-24	Stainless Steel 3/4", Failsecure, .25 Amp @ 24VDC



LIST PRICE
Contact Us

30 SERIES OPTIONS

BR64XL	Rectifier for AC Operation
FS	Failsafe Operation
LCBMA-30	Latch and Locking Cam Monitor

ADD TO LIST PRICE
Contact Us

45 SERIES UniFLEX™ MULTI-APPLICATION ELECTRIC STRIKES

For Locksets with up to 3/4" Latch Bolts

45-4S	4-7/8" x 1-1/4" Square Corner, Reversible Failsafe/Failsecure
	<i>630 Dull Stainless Steel Standard Finish</i>
45-4R	4-7/8" x 1-1/4" Radius Corner, Reversible Failsafe/Failsecure
	<i>628 Dull Aluminum Standard Finish</i>
45-6R	6-7/8" x 1-1/4" Radius Corner, Reversible Failsafe/Failsecure
	<i>628 Dull Aluminum Standard Finish</i>
45-7R	7-15/16" x 1-7/16" Radius Corner, Reversible Failsafe/Failsecure
	<i>628 Dull Aluminum Standard Finish</i>

45-A	Strike with 3 Faceplates Pack
	(1) 4-7/8" x 1-1/4" Square Corner Faceplate
	<i>630 Dull Stainless Steel Standard Finish</i>
	(1) 4-7/8" x 1-1/4" Radius Corner Faceplate
	<i>628 Dull Aluminum Standard Finish</i>
	(1) 7-15/16" x 1-7/16" Radius Corner Faceplate
	<i>628 Dull Aluminum Standard Finish</i>



LIST PRICE
Contact Us

LIST PRICE
Contact Us

STRIKES

45 SERIES FINISHES

U	630	Dull Stainless Steel (Square)	V	628	Dull Aluminum (Radius)
D	606	Dull Brass	H	613	Oil Rubbed Bronze
Y	335	Black Anodized			
		Special Finishes for 45-A (3 Faceplates)			

ADD TO LIST PRICE
Contact Us

45 SERIES OPTIONS

K	Keeper Open/Close Status
RMB	Buzzer, 12/24V AC/DC Operation

ADD TO LIST PRICE
Contact Us

Continue on the next page

STRIKES

LIP EXTENSION KITS

		<u>LIST PRICE</u>
LE451	1" Lip Extension Kit	<u>Contact Us</u>
LE452	2" Lip Extension Kit (includes two 1" extensions)	
LE453	3" Lip Extension Kit (includes three 1" extensions)	

55 SERIES UniFLEX™ UNIVERSAL APPLICATION GRADE 1 HEAVY DUTY ELECTRIC STRIKES

		<u>LIST PRICE</u>
For Installation in Hollow Metal Frames		
55-ABC	Universal Strike	<u>Contact Us</u>
55-A	Cylindrical Locksets and Locksets with ANSI Centerline Latch Entry	
55-B	Mortise Locksets/Exit Devices with/without Deadlatch Below Latch Bolt	
55-C	Mortise Locksets/Exit Devices with/without Deadlatch Above Latch Bolt	
55-D	Mortise Locksets with Deadbolt and Deadlatch Below Latch Bolt	
55-E	Mortise Locksets with Deadbolt and without Deadlatch	
55-F	Mortise Locksets with Deadbolt and Deadlatch Above Latch Bolt	

All strikes without monitoring are non-handed


Compatible Locks					
IDC	(A, C, F)	Corbin Russwin	(B, D)	Marks	(B, D)
Accurate	(B, D)	Dorma	(B, D)	Sargent	(B, D)
Arrow	(B, D)	Falcon	(B, D)	Schlage	(C, F)
Baldwin	(C, E)	Hager	(C, F)	Yale	(B, D)
Best	(B, D)				

55 SERIES FINISHES

					<u>ADD TO LIST PRICE</u>
U	630	Dull Stainless Steel (Standard)			<u>Contact Us</u>
D	606	Dull Brass	P	625	Bright Chrome
G	612	Dull Bronze	Q	626	Dull Chrome
H	613	Oil Rubbed Bronze			

55 SERIES MONITORING

		<u>ADD TO LIST PRICE</u>
LBM	Latch Bolt Monitor	<u>Contact Us</u>
LBM/LCM	Door Secure Monitor	
DBM	Deadbolt Monitor, Left or Right Hand (Models 55-D/55-E/55-F Only)	



Models 55-D, 55-E, and 55-F with monitoring are handed

55 SERIES OPTIONS

		<u>ADD TO LIST PRICE</u>
BR64XL	Rectifier for AC Operation	<u>Contact Us</u>
LT	Tri-Color LED (indicates strike is energized)	
RMB	Buzzer, 12/24V AC/DC Operation	


MONITORING STRIKE LATCH STATUS KITS

		<u>LIST PRICE</u>
MS-12	2-3/4", Cylindrical Lock Latch or Deadbolt Status, SPDT, 5 Amp	\$162.80
MS-12D	2-3/4", Cylindrical Lock Latch or Deadbolt Status, DPDT, 5 Amp	\$200.40
MS-14	4-7/8", Cylindrical Lock Latch or Deadbolt Status, SPDT, 5 Amp	\$162.80
MS-14D	4-7/8", Cylindrical Lock Latch or Deadbolt Status, DPDT, 5 Amp	\$200.40
MS-16	4-7/8", Mortise Lock Latch Status, SPDT, 5 Amp	\$162.80
MS-16D	4-7/8", Mortise Lock Latch Status, DPDT, 5 Amp	\$200.40
MS-18	4-7/8", Mortise Lock Deadbolt Status, SPDT, 5 Amp	\$162.80
MS-18D	4-7/8", Mortise Lock Deadbolt Status, DPDT, 5 Amp	\$212.90
MS-20	4-7/8", Mortise Lock Latch and Deadbolt Status, SPDT, 5 Amp	\$200.40
MS-20D	4-7/8", Mortise Lock Latch and Deadbolt Status, DPDT, 5 Amp	\$269.20

MS-20 and MS-20D are handed but reversible


10 SERIES RIM EXIT ELECTRIC STRIKE

		<u>LIST PRICE</u>
10STRIKERE	Surface Mount Strike for Rim Exit Devices, 12-24V AC/DC <i>US32D Brushed Stainless Steel Standard Finish</i>	\$612.10




10 SERIES UNIVERSAL CYLINDRICAL ELECTRIC STRIKE

		<u>LIST PRICE</u>
10STRIKECU	Universal Cylindrical Strike with 3 Modular Faceplates, 12-24V AC/DC <i>US32D Brushed Stainless Steel Standard Finish</i>	\$287.10




POWER CONTROLLERS


(2) OUTPUT SWITCHING POWER SUPPLY/CHARGER

AL175UL	Supply/Charger That Converts a 115VAC 60Hz input into (2) individually PTC Protected 12VDC or 24DC outputs.		LIST PRICE <hr/> Contact Us
---------	---	---	--


ACCESS CONTROL POWER SUPPLIES CLASS 2

602RFL 602RF 602RFA 631RFL 631RF 631RFA 632RFL 632RF 632RFA 634RF 636RF	1 Amp Power Supply Only 1 Amp Power Supply, 12"W x 12"H x 3.75"D Cabinet 1 Amp Power Supply, 16"W x 14"H x 6.5"D Cabinet 1.5 Amp Power Supply Only 1.5 Amp Power Supply, 12"W x 12"H x 3.75"D Cabinet 1.5 Amp Power Supply, 16"W x 14"H x 6.5"D Cabinet 2 Amp Power Supply Only 2 Amp Power Supply, 12"W x 12"H x 3.75"D Cabinet 2 Amp Power Supply, 16"W x 14"H x 6.5"D Cabinet 4 Amp Power Supply, Field Select (1) 4 Amp Output or (2) 2 Amp Outputs 6 Amp Power Supply, Field Select (1) 6 Amp Output or (3) 2 Amp Outputs		LIST PRICE <hr/> Contact Us
---	--	---	--


ACCESS CONTROL POWER SUPPLY OPTIONS

12VR MR PS-1 PS-1A 14-2 PC KL RB12V4 RB12V7 230V	Dual 12VDC and 24VDC Output Capability Cover Mounted Manual Reset Switch for Fire/Emergency Release (except 631RF) System On-Off Push Switch Inside Enclosure System On-Off Push Switch On Enclosure Cover 7 Day Skip-a-Day Programmable Timer 6ft Power Cord Key Lock Cover 12V/4Ah Battery Back-up 12V/7Ah Battery Back-up 220/230VAC, 50/60Hz Input		ADD TO LIST PRICE <hr/> Contact Us
---	---	--	---

VALUE SERIES ACCESS CONTROL POWER SUPPLIES 1 AMP CLASS 2

621PJ 621J 621P 621B RB12V4 RB12V7	Power Supply and Cabinet, LED Status, UL Listed, 40 VA Plug-In Transformer Power Supply and Cabinet with Door Mounted LED System Status Indicator Power Supply, Retrofit Mounting Hardware, UL Listed, 40 VA Plug-In Transformer Power Supply and Retrofit Mounting Hardware 12V/4Ah Battery Back-up 12V/7Ah Battery Back-up		LIST PRICE <hr/> Contact Us
---	---	---	--

MULTIPLE OUTPUT & DOOR CONTROL MODULES

PSM ACM-1 CR-4 FB-4 PB-8 PB-16 EMC	Power Supply Remote Monitoring Module Access Control Module Control Board with Four Relays Fused Terminal Board, 4 Individually Fused Outputs Power Booster, 8 Amp Surge Output Power Booster, 16 Amp Surge Output Sequencer Module for Pair of Doors and Automatic Doors (602RF/632RF)		LIST PRICE <hr/> Contact Us
--	---	--	--

DC POWER SUPPLIES & TRANSFORMERS

TR12 TR24 FB4DC TP1220 TP2440 TJ2440 TB2450 TB2475 BR64XL	1 Amp 12VDC Regulated Plug-In Power Supply 1 Amp 24VDC Regulated Plug-In Power Supply AC to 4 DC Fused Output Module 1 .6 Amp 12VAC Plug-In Transformer 1 .6 Amp 24VAC Plug-In Transformer 1 .6 Amp 24VAC Transformer, Foot Plate or Knockout Mount 2 Amp 24VAC Transformer, Foot or Hub Mounted 3 Amp 24VAC Transformer, Foot or Hub Mounted Bridge Rectifier, Converts AC Transformer Output to DC	LIST PRICE <hr/> Contact Us
---	--	--

UNIVERSAL CONTROLLER & MANTRAP MODULES

UR-1 UR2-4 UR4-8	Universal Controller for up to 2 Doors, 12 Selectable Relay & System Logic Modes Universal Controller for 2 Doors, Field Select TD, LR, TD/LR, Mantrap A, B, C Universal Controller for 4 Doors, Field Select TD, LR, TD/LR, Mantrap A, B, C	LIST PRICE <hr/> Contact Us
------------------------	--	--

West Coast Office

International Door Closers, Inc.
4431 E. La Palma, Anaheim, CA 92807
Tel: (714) 666-0390 • (800) 544-4422
Fax: (714) 666-2215

East Coast Office

International Door Closers, Inc.
1920 Air Lane Drive, Nashville, TN 37210
Tel: (615) 885-7060 • (800) 225-6737
Fax: (615) 885-0903



intldoorclosers.com