


IDPS 1

INSERT INSTRUCTIONS

The Command Access IDPS1 is a field-installable Independent Door Position Sensor (Self Locking). This switch is designed for hollow metal, FRP and wood doors and frames.

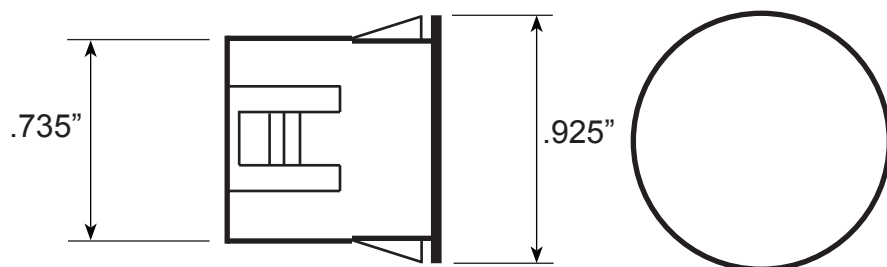
A.



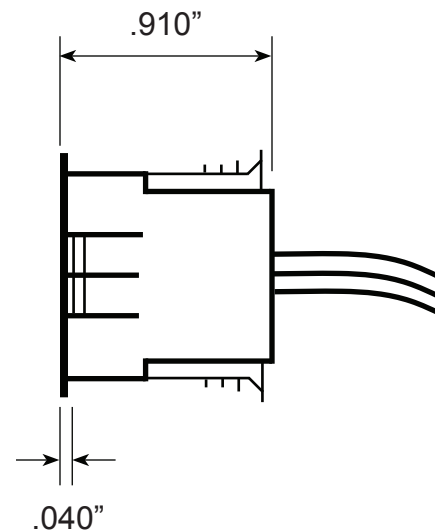
INCLUDED IN KIT

A. IDPS1

MAGNET




SWITCH



SPECIFICATIONS:

- Single Pole - Double Throw (SPDT)
- Rating: .2A @ 30VAC/VDC
- Max Gap: 0.5"
- Configuration: Green - Common (C)
White - Normally Open (NO)
Red - Normally Closed (NC)

Link to Command Access website and instructions



SCAN ME FOR
MORE INFORMATION