


IDPS2

INSERT INSTRUCTIONS

The Command Access IDPS2 is a field-installable Independent Door Position Sensor (Self Locking). This adjustable switch is designed for hollow metal, FRP and wood doors and frames.

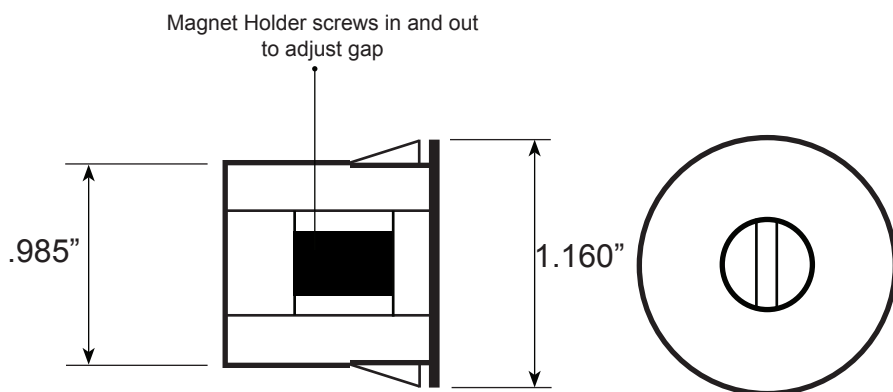
A.



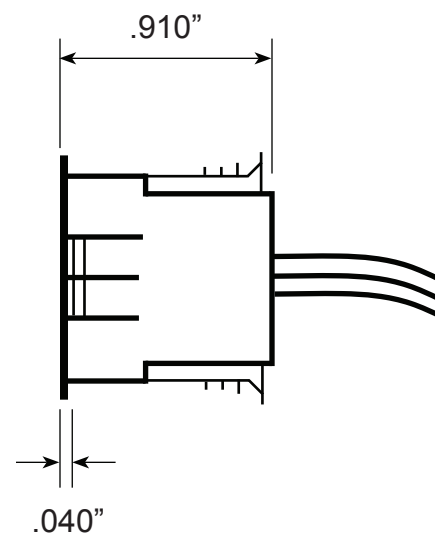
INCLUDED IN KIT

A. IDPS2

ADJUSTABLE MAGNET



SWITCH



SPECIFICATIONS:

- Single Pole - Double Throw (SPDT)
- Rating: .1A @ 30VAC/VDC
- Max Gap: 0.5"
- Configuration: Green - Common (C)
White - Normally Open (NO)
Red - Normally Closed (NC)

Link to Command Access website and instructions

