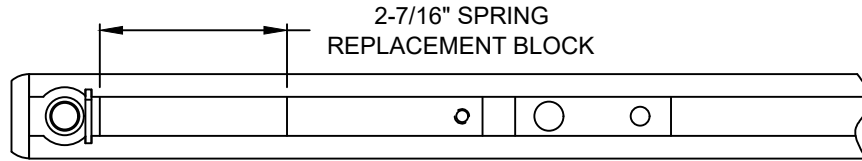
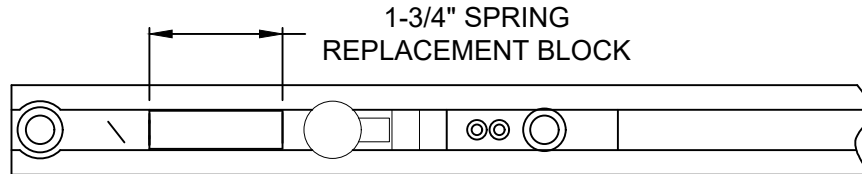


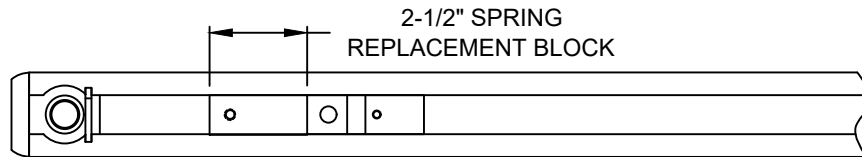
## OVERHEAD STOPS ONLY - LESS SPRING



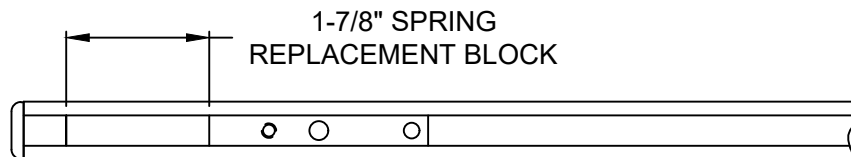
1000 / 9000 SERIES (ABH-6287)



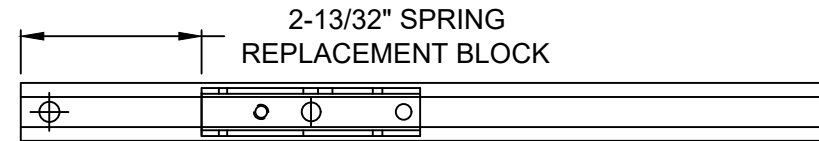
1000SL SERIES (ABH-7229)



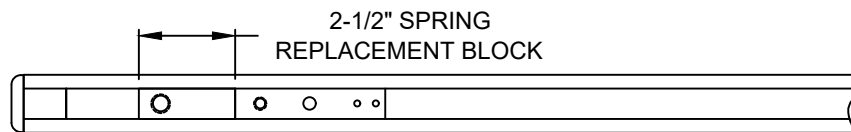
1000RA SERIES (ABH-5364)



4400 SERIES (ABH-6431)



4000 SERIES (ABH-6432)



4000RA SERIES (ABH-7771)

THIS STOP ONLY OVERHEADS ARE TYPICALLY USED WITH SINGLE POINT ELECTRIC DOOR CLOSER ARE PROVIDED WITHOUT THE SHOCK-ABSORBING SPRING. AS AN AUXILIARY STOP, USE OF THESE MODELS MAY INCREASE THE LIFE OF THE CLOSER.

PLEASE ORDER UNITS "**LESS SPRING**" (SUFFIX **LS**)

NOTE: Care should be taken when the "LESS SPRING" model is used in other applications. Eliminating the shock-absorbing spring may put additional stress on the frame and door.