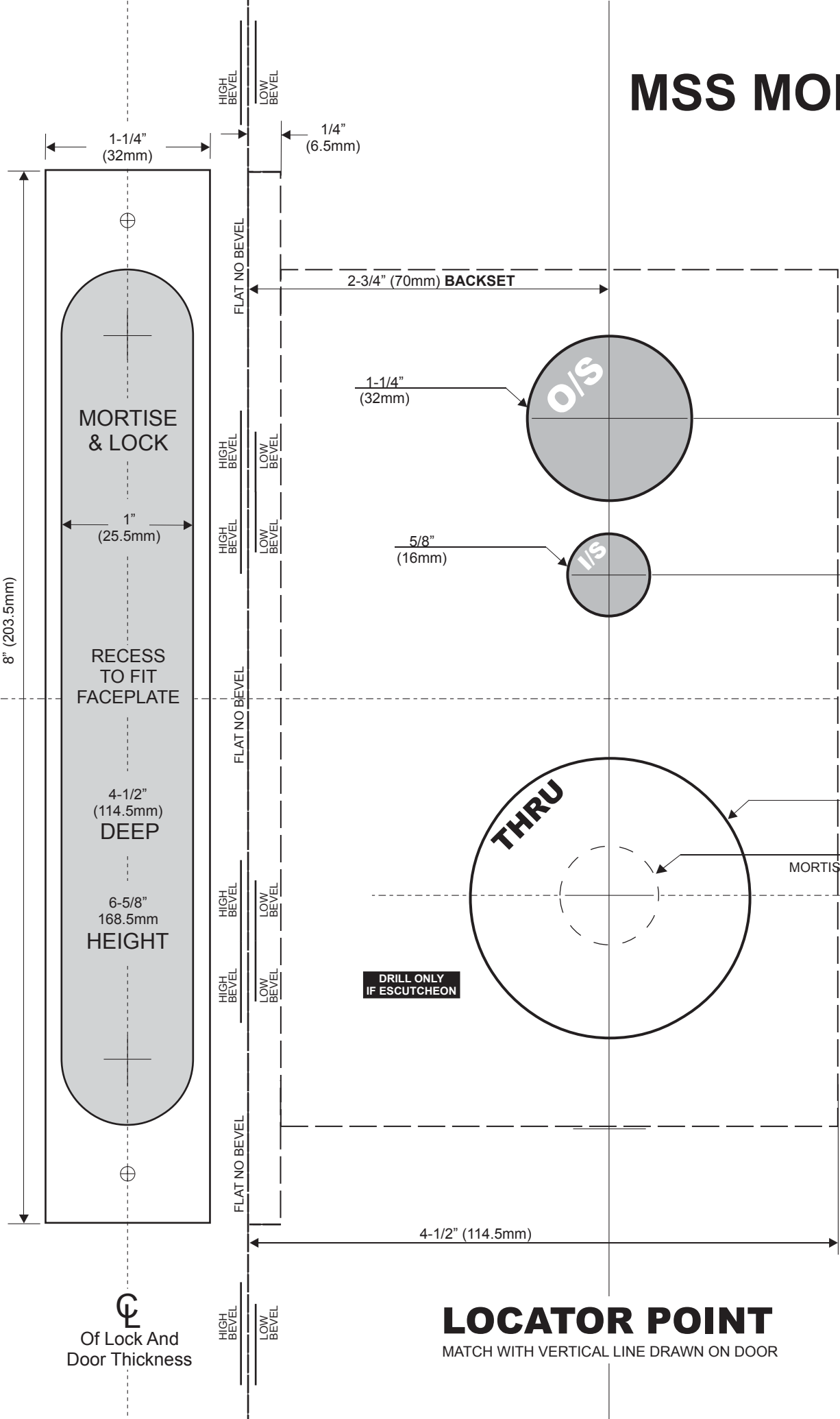
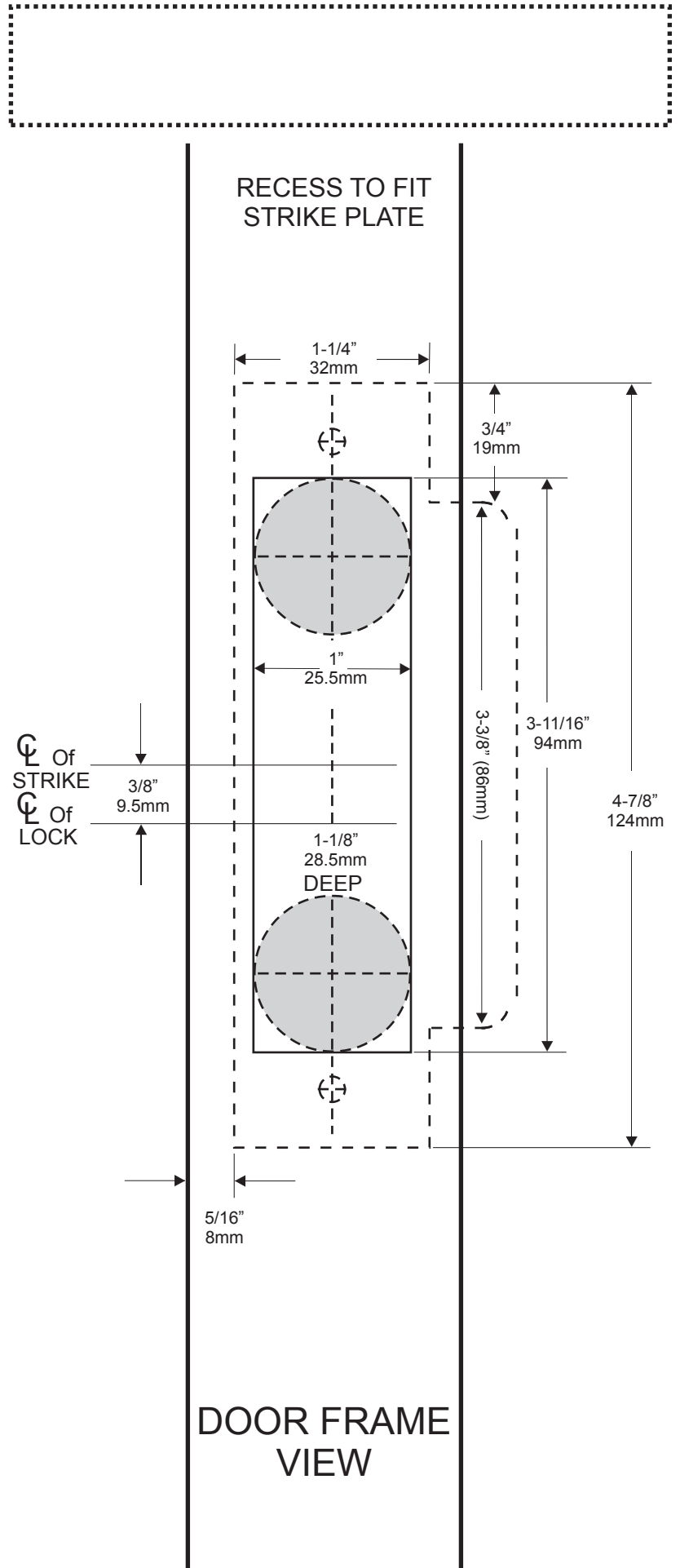


# MSS MORTISE TEMPLATE



**HEAVY DUTY MORTISE LOCK**

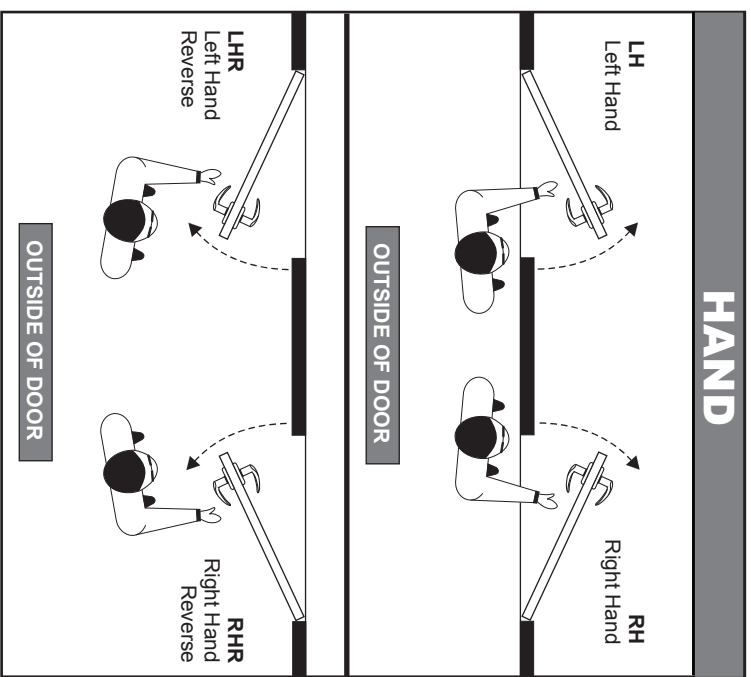


## STRIKE TEMPLATE

**RESPONSIBILITY**  
Door and Frame Manufacturers are responsible for providing adequate construction or reinforcements for proper installation of hardware shown. All architectural builders hardware must be installed on properly reinforced doors and frames, regardless of the type, material or method of construction.

**FOR OPPOSITE HAND, PLEASE SEE REVERSE SIDE**

LOCK FUNCTION	OUTSIDE				INSIDE		
	Lever Hole	Cylinder Hole	Thumb Turn Hole	Lever Hole	Cylinder Hole	Thumb Turn Hole	
01	●	●	●	●	●	●	
04 / 05 / 06 / 07	●	●	●	●	●	●	
08 / 12 / 13 / 15 / 20 / 21 / 26	●	●	●	●	●	●	
09 / 11 / 14 / 30 / 32 / 34 / 35	●	●	●	●	●	●	
2 / 19 / 22	●	●	●	●	●	●	
18	●	●	●	●	●	●	
17 / 29	●	●	●	●	●	●	
16	●	●	●	●	●	●	



**LOCK  
FUNCTION**

**DOOR PREPARATION CHART**

**NOOT ESILITOM  
HEAVY DUTY  
MORTISE**

# MSS MORTISE TEMPLATE

