
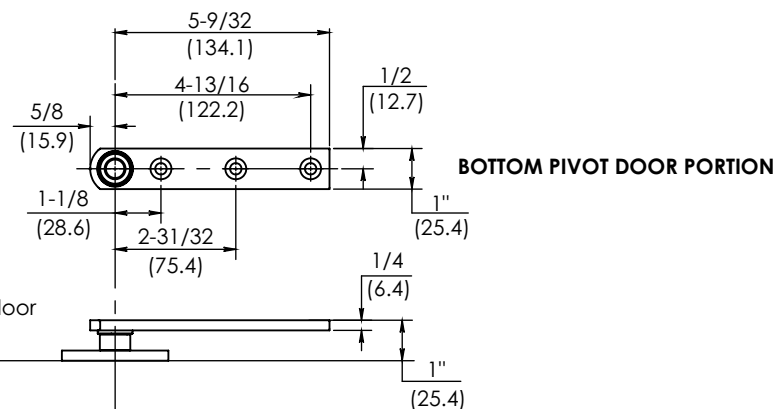
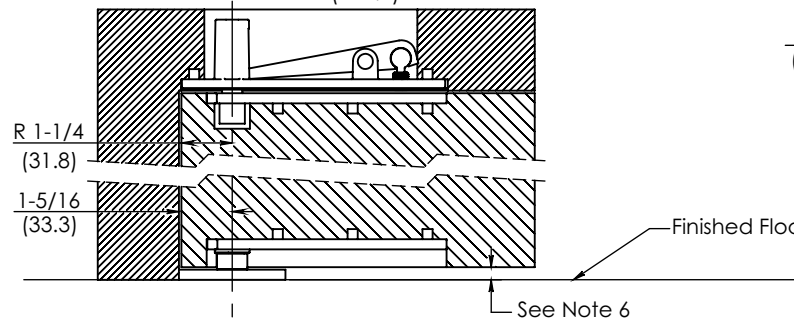
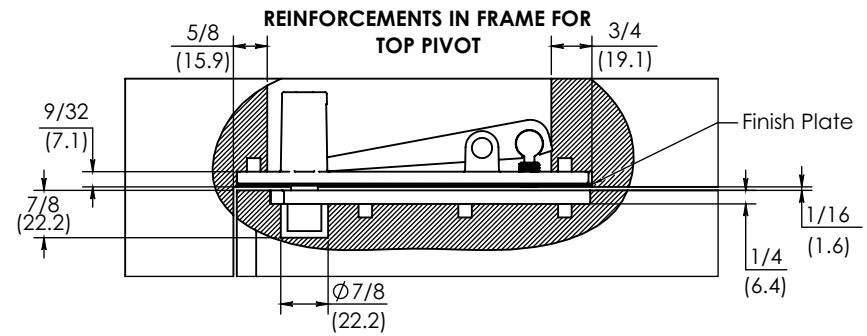
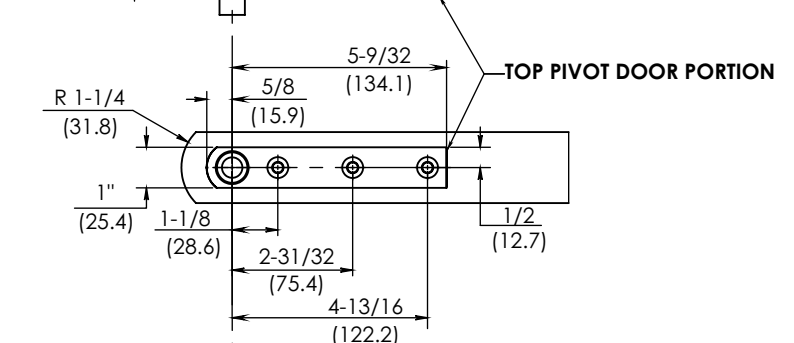
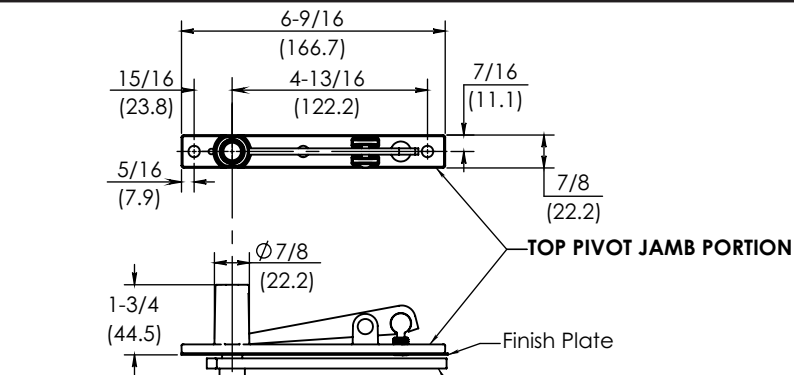


NOTES:

1. Do not scale drawing.
2. It is the door and frame manufacturers' responsibility to check the hardware schedule and prepare doors and frames.
3. Pivots drilled for 1/4-20 x 3/4" FHMS or #14 x 1-1/2" FHWS.
4. Suitable reinforcing by others.
5. Doors must be radiused. Radius is determined by pivot point to the frame, less 1/16" (1.6). The pivot point can be moved toward the lock edge.
6. 5/16" (7.9) min., 3/4" (19) max. clearance. If more clearance is needed, longer spindle is required.
7. All dimensions are in inches (mm).



**CG0128 Pivot Set
Center Hung**



TEMPLATE NUMBER	REV	DATE
PS30221	1	02/22